

CARTEK[®]

AUTOPARTES

CATÁLOGO DE
**BOMBAS DE AGUA
Y FAN CLUTCH**



CATÁLOGO
2017

BOMBAS DE AGUA Y FAN CLUTCH 2017



www.carttek.com.mx

TABLE OF CONTENTS

WATER PUMPS

| | |
|-----------------------------------|-------------|
| Application Guide | .5 |
| Buyers Guide | .133 |
| Quick Reference | .198 |
| Cross Reference | .215 |
| Identification Guide | .226 |

FAN CLUTCHES

| | |
|-----------------------------------|-------------|
| Application Guide | .264 |
| Buyers Guide | .376 |
| Quick Reference | .449 |
| Cross Reference | .455 |
| Identification Guide | .460 |

MAX COOLING KITS

| | |
|-----------------------------------|-------------|
| Application Guide | .469 |
| Buyers Guide | .491 |
| Identification Guide | .507 |

TIMING KITS WITH WATER PUMPS

| | |
|-----------------------------------|-------------|
| Application Guide | .513 |
| Buyers Guide | .522 |
| Cross Reference | .527 |
| Identification Guide | .529 |

All Manufacturers names, numbers, symbols and descriptions are used for reference purposes only, and in no way does it imply that any parts listed in this catalog are the products of these manufacturers.



USMW
Professional Series

WARRANTY POLICY

US Motor Works, LLC

- USMW brand of US Motor Works, LLC products are warranted to be free from defects in material and manufacture, under normal use and service
- US Motor Works coverage will extend a full 12 months from the date of installation in an engine regardless of mileage or hours.
- US Motor Works will cover (replace free of charge or pay for) all labor and parts needed to repair the warrantable failure, including progressive damage to the engine concerned.

Conditions of the warranty are:

1. US Motor Works must be notified by the customer before filing a warranty claim.
2. All warranty claims must be in writing and US Motor Works reserves the right to examine every single engine or part subject to a claim under this warranty
3. Price of parts will be based on the US Motor Works current price list or other accepted suppliers at US Motor Work's option. Cost of labor will be of reasonable hourly flat rate (overtime or holiday rates are not accepted).

The warranty is also subject to the following limitations:

1. The provisions of this warranty shall not apply to any US Motor Works (USMW) brand part altered from its original specification (including but not limited to alterations in packaging and/or markings) or which has been misused, exposed to weather conditions, negligence or damage by accident.
2. The warranty shall be null and void, if the engine or vehicle is not maintained to the suggested OEM level. All receipts and record should be accounted for in the event it is requested for the warranty analysis.
3. This warranty is provided solely to direct customers of the US Motor Works and not any other party. It is the only agreement or obligation of US Motor Works. All other warranties, expressed or implied, including the warranties of merchantability and/or fitness for a particular purpose, are excluded.

US Motor Works, LLC

14722 Anson Ave.


Santa Fe Springs, CA 90670 USA

Tel (562) 404-0488 Fax (562) 404-8770

www.usmotorworks.com

WATER PUMPS

USMW Water Pumps are designed with quality in mind. All product applications have been designed and tested to meet or exceed original equipment specifications. Our advanced research has implemented the use of efficient impellers, hubs, bearings and seals that will provide optimum cooling with performance and longevity. We use the highest quality material to create a stronger body design with less corrosion.



GENERAL FEATURES:

- * Leak tested and hub-pull tested to our high quality standards.
- * Designed and manufactured with the best NEW unitized seals to ensure long, trouble-free performance.
- * Each unit uses bearings designed as specified by the original equipment manufacturer to meet specific radial torque and axial load requirements of each application to give long bearing life.
- * Every Water Pump is supplied with a quality mounting gasket and other accessories (seals/gaskets) necessary to properly complete the installation.
- * Manufactured to original casting specifications for proper fit, easy installation and proper water flow for maximum cooling.



INSTALLING YOUR NEW WATER PUMP.

please follow all instructions furnished with the pump. *Failure to follow instructions can void your warranty.*

Handle your new water pump with care. Never strike its shaft. This will damage its bearing. Always inspect the fan clutch, fan, belts and pulley when installing a new water pump. Before working on an engine, disconnect the battery ground cable. (Refer to the owner's manual and O.E.M. instructions for re-starting after reconnecting it.)

CHECK EVERYTHING WHILE INSTALLING YOUR NEW WATER PUMP TO HELP AVOID FUTURE

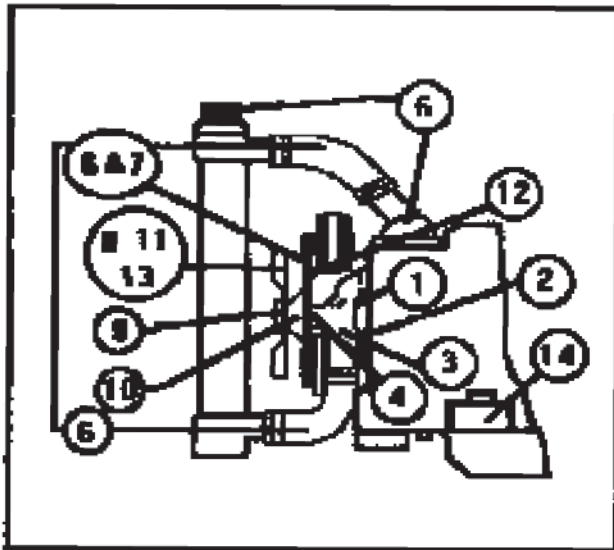
NOTE: The following can cause a water pump failure: Dirty or excessive coolant or systems; defective, bent or unbalanced fan; defective or unbalanced clutch; wrong belt tension; fan shroud or radiator interference; loose or broken motor mounts; striking the bearing shaft on its end.

Use a 50/50 mixture of new antifreeze and distilled water or its equivalent. (High mineral content, acid or alkaline water reduces pump life, voiding its warranty.) Increase the amount of antifreeze only if needed for your climate. A 50/50 ratio using low silicate antifreeze is best for optimum cooling and prolonged pump life.

FOR YOUR PROTECTION, NEVER STAND IN LINE WITH THE FAN WHEN RUNNING THE ENGINE.

INSTALLATION INSTRUCTIONS:

Follow this sequence:



1. Always thoroughly clean the entire cooling system, engine cavity and paint surface. Tighten any loose plate bolts, as needed.
2. Position new gaskets on the pump using water on both sides.
3. Carefully install the new pump. **DO NOT STRIKE THE SHAFT.** Tighten the bolts using a crisscross pattern.
4. Turn the pump by hand. Be sure it turns freely.
5. Inspect and replace the thermostat or radiator cap if they are sticking or leaking.
6. Inspect and replace any hoses and belts with signs of wear or visible defects. Rubber parts over 4 years old should always be replaced.
7. Reconnect the hoses. Refer to the owner's manual or O.E.M. instructions for any special fill procedures. Fill the cooling system and inspect it for leaks. Always dispose of used coolant according to EPA requirements.

8. Inspect and replace any fan with cracks, bends, loose rivets, etc. **NEVER STRAIGHTEN A BENT FAN.**
9. **INSPECT AND REPLACE ANY FAN CLUTCH WITH EXCESSIVE WOBBLER, LOOSENESS OR LOSS OF OIL. A BAD OR MIS-ALIGNED CLUTCH WILL DAMAGE A WATER PUMP.**
10. Make sure any pulley or clutch sits squarely on the pump hub. Using lockwashers, torque the bolts evenly so all parts turn without wobbling.
11. Rotate the fan by hand to see if it wobbles: Maximum to be 3/32" at the outer edge if no clutch, 1/4" with a clutch.
12. On engines without automatic tensioners, adjust belts to proper tension using a tension gauge. Refer to any manufacturer's specs. Or adjust the belts for a deflection of 1/2" to 3/4". Inspect and replace any defective automatic tensioner or idler pulley.
(NOTE: Automatic tensioners will normally tighten with use.)
13. Check fan blade tip clearance to the radiator and any shroud. Check any electric cooling fan to insure it is functioning properly.
14. Inspect and replace the motor mounts if there are signs of wear or spilling. Tighten any loose bolts.
15. Start the engine and run it until it reaches normal operating temperature. Check for smooth operation. However, **NEVER STAND NEAR OR IN LINE WITH THE FAN WHEN RUNNING AN ENGINE. FOR YOUR OWN PROTECTION, THE HOOD SHOULD BE CLOSED WHEN REVVING THE ENGINE.** Turn the engine off and check for leaks.

THIS PRODUCT IS INTENDED FOR USE ONLY AS ORIGINALLY SPECIFIED BY THE CATALOG AND THE O.E.M. MANUFACTURER.

IF THE HEAT WARNING LIGHT OR TEMPERATURE GAGES INDICATE OVERHEATING, CHECK THE COOLING SYSTEM TO AVOID DAMAGE.

CAUTION: NEVER REMOVE THE RADIATOR CAP WHEN THE SYSTEM IS HOT.

NOT RECOMMENDED FOR AIRCRAFT USE.

| | | | |
|----------------------|-----|-----------------------|-----|
| ACURA..... | 6 | PONTIAC..... | 125 |
| ALFA ROMEO..... | 6 | PORSCHE..... | 129 |
| AM GENERAL..... | 6 | RAM..... | 129 |
| AMERICAN MOTORS..... | 6 | RENAULT..... | 130 |
| AUDI..... | 7 | ROVER..... | 130 |
| AVANTI..... | 10 | SAAB..... | 130 |
| BMW..... | 10 | SATURN..... | 131 |
| BUICK..... | 12 | SCION..... | 131 |
| CADILLAC..... | 17 | SEAT..... | 132 |
| CHECKER..... | 18 | STERLING..... | 132 |
| CHEVROLET..... | 18 | SUBARU..... | 132 |
| CHRYSLER..... | 46 | SUZUKI..... | 133 |
| DAEWOO..... | 49 | TOYOTA..... | 134 |
| DAIHATSU..... | 49 | VOLKSWAGEN..... | 137 |
| DODGE..... | 49 | VOLKSWAGEN TRUCK..... | 140 |
| EAGLE..... | 59 | VOLVO..... | 140 |
| EDSEL..... | 60 | | |
| FAW..... | 60 | | |
| FIAT..... | 60 | | |
| FORD..... | 60 | | |
| GEO..... | 76 | | |
| GMC..... | 76 | | |
| HONDA..... | 90 | | |
| HUMMER..... | 91 | | |
| HYUNDAI..... | 92 | | |
| INFINITI..... | 93 | | |
| INTERNATIONAL..... | 94 | | |
| ISUZU..... | 95 | | |
| JAGUAR..... | 96 | | |
| JEEP..... | 97 | | |
| KIA..... | 100 | | |
| LAND ROVER..... | 100 | | |
| LEXUS..... | 101 | | |
| LINCOLN..... | 102 | | |
| MAZDA..... | 103 | | |
| MERCEDES-BENZ..... | 105 | | |
| MERCURY..... | 109 | | |
| MERKUR..... | 111 | | |
| MG..... | 112 | | |
| MINI..... | 112 | | |
| MITSUBISHI..... | 112 | | |
| NISSAN..... | 113 | | |
| OLDSMOBILE..... | 117 | | |
| PEUGEOT..... | 121 | | |
| PLYMOUTH..... | 121 | | |

| Engine | Years | Application Description | USMW |
|------------------------|-----------|--|--------|
| ACURA | | | |
| CL | | | |
| 2.2L L4 2156cc | 1997 | Base, Premium | US9209 |
| 2.3L L4 2254cc | 1998-1997 | Base, Premium | US9209 |
| 2.3L L4 2254cc | 1999 | Premium | US9209 |
| 3.0L V6 2997cc | 1997-1998 | Base, Premium | US9383 |
| 3.0L V6 2997cc | 1999 | Premium | US9383 |
| 3.2L V6 3210cc | 2001 | Premium, Type-S | US9383 |
| 3.2L V6 3210cc | 2002-2003 | Base, Type-S | US9383 |
| ILX | | | |
| 2.4L L4 2354cc | 2013-2015 | Base | US6213 |
| ILX (MEX) | | | |
| 2.0L L4 2000cc 122 CID | 2013-2015 | Luxury, Premium, Tech | US6213 |
| INTEGRA | | | |
| 1.6L L4 1590cc | 1986-1989 | LS, RS | US9115 |
| 1.6L L4 1590cc | 1987-1988 | LS Special Edition, LS, RS | US9115 |
| 1.7L L4 1678cc | 1992-1993 | GS-R | US9321 |
| 1.8L L4 1797cc | 1994-1995 | GS-R | US9289 |
| 1.8L L4 1797cc | 1996-1999 | GS-R | US9468 |
| 1.8L L4 1797cc | 1997-2001 | GS-R, Type R | US9468 |
| 1.8L L4 1834cc | 1990-1993 | GS, LS, RS | US9224 |
| 1.8L L4 1834cc | 1994 | LS, RS | US9224 |
| 1.8L L4 1834cc | 1995 | LS, RS, Special Edition | US9224 |
| 1.8L L4 1834cc | 1996 | LS, RS, Special Edition | US9349 |
| 1.8L L4 1834cc | 1997-1998 | GS, LS, RS | US9349 |
| 1.8L L4 1834cc | 1999-2001 | GS, LS | US9349 |
| LEGEND | | | |
| 2.5L V6 2494cc | 1986 | Base | US9097 |
| 2.5L V6 2494cc | 1987 | Base, L | US9097 |
| 2.7L V6 2675cc | 1987-1990 | Base, L, LS | US9097 |
| 3.2L V6 3206cc | 1991-1992 | Base, L, LS | US9218 |
| 3.2L V6 3206cc | 1993 | Base, Coupe; L, Coupe; LS, L; Sedan, LS; Sedan | US9288 |
| 3.2L V6 3206cc | 1994-1995 | GS | US9218 |
| 3.2L V6 3206cc | 1994 | Coupe; L, Coupe; LS, L; Sedan, LS; Sedan | US9288 |
| 3.2L V6 3206cc | 1995 | Coupe; L, Coupe; LS, L; Sedan, LS; Sedan, SE | US9288 |
| MDX | | | |
| 3.5L V6 3471cc | 2001-2002 | Base, Touring | US9383 |
| 3.5L V6 3471cc | 2003-2006 | Base, Touring | US9470 |
| 3.5L V6 3471cc | 2014-2015 | Base, SH-AWD | US9470 |
| 3.7L V6 3664cc | 2007-2013 | Base | US9470 |
| MDX (MEX) | | | |
| 3.5L V6 3500cc 214 CID | 2014 | Tech | US9470 |
| NSX | | | |
| 3.0L V6 2977cc | 1991-2005 | Base | US9219 |
| 3.0L V6 2977cc | 1995-2001 | Base, T | US9219 |
| 3.0L V6 2977cc | 2002-2003 | T | US9219 |
| 3.2L V6 3179cc | 1997-2001 | Base, T | US9219 |
| 3.2L V6 3179cc | 1999 | Alex Zanardi Edition, Base, T | US9219 |
| 3.2L V6 3179cc | 2002-2003 | T | US9219 |
| 3.2L V6 3179cc | 2004-2005 | Base | US9219 |
| RDX | | | |
| 2.3L L4 2300cc | 2007-2009 | Base | US6223 |
| 2.3L L4 2300cc | 2010-2012 | Base, SH-AWD | US6223 |
| 3.5L V6 3471cc | 2013-2015 | Base | US9470 |
| RL | | | |
| 3.5L V6 3471cc | 2005-2008 | Base | US9470 |
| 3.5L V6 3475cc | 1996-1997 | Base, Premium | US9354 |
| 3.5L V6 3475cc | 1998 | Base, Premium, SE | US9354 |
| 3.5L V6 3475cc | 1999-2004 | Premium | US9354 |
| 3.7L V6 3664cc | 2009-2012 | Base | US9470 |
| RLX | | | |
| 3.5L V6 3471cc | 2014 | Base, Sport Hybrid SH-AWD | US9470 |
| 3.5L V6 3471cc | 2015 | Base | US9470 |
| RSX | | | |
| 2.0L L4 1998cc 122 CID | 2002-2006 | Base, Type-S | US6703 |

| Engine | Years | Application Description | USMW |
|------------------------|-----------|--------------------------------|---------|
| SLX | | | |
| 3.2L V6 3165cc | 1996-1997 | Base, Premium | US9278 |
| 3.5L V6 3494cc | 1998-1999 | Premium | US9365 |
| TL | | | |
| 2.5L L5 2451cc | 1995-1998 | Base, Premium | US9253 |
| 3.2L V6 3206cc | 1996-1998 | Base, Premium | US9348 |
| 3.2L V6 3210cc | 1999-2001 | Base | US9383 |
| 3.2L V6 3210cc | 2002-2003 | Base, Type-S | US9383 |
| 3.2L V6 3210cc | 2004 | Base | US9470 |
| 3.2L V6 3210cc | 2005-2008 | Base; J32A3 Desig. | US9470 |
| 3.5L V6 3471cc | 2007-2008 | Type-S | US9470 |
| 3.5L V6 3471cc | 2009-2014 | Base | US9470 |
| 3.7L V6 3664cc | 2009-2014 | SH-AWD | US9470 |
| TLX | | | |
| 3.5L V6 3471cc | 2015 | Base, SH-AWD | US9470 |
| TLX (MEX) | | | |
| 2.4L L4 2354cc 144 CID | 2015 | Tech | US9470 |
| 3.5L V6 3471cc 212 CID | 2015 | Advance | US9470 |
| TSX | | | |
| 2.4L L4 2354cc | 2004-2008 | Base | US9461 |
| 2.4L L4 2354cc | 2009-2010 | Base; K24Z3 Desig. | US6233 |
| 2.4L L4 2354cc | 2011 | Base | US6233 |
| 2.4L L4 2354cc | 2012-2014 | Base, Special Edition | US6233 |
| 3.5L V6 3471cc | 2010-2014 | V6 | US9470 |
| VIGOR | | | |
| 2.5L L5 2451cc | 1992-1994 | GS, LS | US9253 |
| ZDX | | | |
| 3.7L V6 3664cc | 2010-2013 | Base | US9470 |
| ALFA ROMEO | | | |
| ALFETTA | | | |
| 2.0L L4 1961cc 120 CID | 1975-1977 | Main | US9398 |
| GTV-6 | | | |
| 2.5L V6 2492cc | 1981-1986 | 2.5 | US9396 |
| MILANO | | | |
| 2.5L V6 2492cc | 1987 | Gold, Platinum, Silver | US9396 |
| 2.5L V6 2492cc | 1988 | Gold, Platinum | US9396 |
| 2.5L V6 2492cc | 1989 | Gold | US9396 |
| 3.0L V6 2959cc | 1988-1989 | Verde | US9396 |
| SPIDER | | | |
| 2.0L L4 1961cc 120 CID | 1975-1979 | Main | US9398 |
| 2.0L L4 1961cc 120 CID | 1980-1984 | Veloce | US9398 |
| 2.0L L4 1961cc 120 CID | 1985 | Graduate, Veloce | US9398 |
| 2.0L L4 1961cc 120 CID | 1986-1990 | Graduate, Quadrifoglio, Veloce | US9398 |
| 2.0L L4 1961cc 120 CID | 1991-1994 | Base, Veloce | US9400 |
| SPRINT | | | |
| 2.0L L4 1961cc 120 CID | 1977-1979 | Main | US9398 |
| AM GENERAL | | | |
| HUMMER | | | |
| 5.7L V8 350 CID | 1995-1996 | Base | US5049 |
| 5.7L V8 350 CID | 1995-1996 | High performance - Base | US5049H |
| 6.2L V8 379 CID | 1992-1993 | Base | US5008 |
| 6.5L V8 395 CID | 1994-1996 | Base | US5062 |
| 6.5L V8 395 CID | 1996-1998 | Base | US5074 |
| 6.5L V8 395 CID | 1999-2001 | Base | US5086 |
| AMERICAN MOTORS | | | |
| ALLIANCE (MEX) | | | |
| 1.7L L4 1700cc 104 CID | 1984-1986 | | US8914 |
| AMERICAN (MEX) | | | |
| 3.3L L6 3300cc 199 CID | 1969-1970 | | US843 |
| 3.8L L6 3800cc 232 CID | 1969-1973 | | US843 |
| 3.8L L6 3800cc 232 CID | 1974 | | US986 |
| 4.2L L6 4200cc 258 CID | 1973-1974 | | US986 |
| 4.2L L6 4200cc 258 CID | 1978-1979 | | US1077 |
| 4.2L L6 4200cc 258 CID | 1980-1983 | | US3403 |
| 4.6L L6 4600cc 282 CID | 1975-1979 | | US1077 |
| 4.6L L6 4600cc 282 CID | 1980-1983 | | US3403 |

| Engine | Years | Application Description | USMW |
|--------------------------------|-----------|---|---------|
| AMERICAN MOTORS (CONT.) | | | |
| AMX | | | |
| 4.2L L6 258 CID | 1978-1979 | Main | US1077 |
| 4.2L L6 258 CID | 1980 | Base | US3403 |
| 4.2L L6 258 CID | 1980 | Heater fitting required; V-Belt Drive | US3414 |
| 5.0L V8 304 CID | 1978-1979 | High performance - Main | US3401H |
| 5.0L V8 304 CID | 1978-1979 | Main | US3401 |
| CLASSIC | | | |
| 3.3L L6 3261cc 199 CID | 1966 | | US843 |
| CLASSIC (MEX) | | | |
| 3.3L L6 3300cc 199 CID | 1966-1970 | | US843 |
| 3.8L L6 3800cc 232 CID | 1967-1973 | | US843 |
| 3.8L L6 3800cc 232 CID | 1974 | | US986 |
| 4.2L L6 4200cc 258 CID | 1972 | | US843 |
| 4.2L L6 4200cc 258 CID | 1973-1974 | | US986 |
| 4.6L L6 4600cc 282 CID | 1972 | | US843 |
| 4.6L L6 4600cc 282 CID | 1973-1974 | | US986 |
| 4.6L L6 4600cc 282 CID | 1975-1976 | | US1077 |
| CONCORD | | | |
| 2.0L L4 121 CID | 1978-1979 | Main | US3400 |
| 2.5L L4 151 CID | 1980-1982 | Base, DL, Limited | US1107 |
| 3.8L L6 232 CID | 1978-1979 | Main | US1077 |
| 4.2L L6 258 CID | 1978-1979 | Main | US1077 |
| 4.2L L6 258 CID | 1980-1983 | Heater fitting required; V-Belt Drive | US3414 |
| 4.2L L6 258 CID | 1980 | Base, DL, Limited | US3403 |
| 4.2L L6 258 CID | 1981-1983 | Serpentine Belt Drive | US3404 |
| 4.2L L6 258 CID | 1981-1983 | V-Belt Drive | US3403 |
| 5.0L V8 304 CID | 1978-1979 | High performance - Main | US3401H |
| 5.0L V8 304 CID | 1978-1979 | Main | US3401 |
| EAGLE | | | |
| 2.5L L4 150 CID | 1983-1984 | Heater fitting required; V-Belt Drive | US3414 |
| 2.5L L4 150 CID | 1983-1984 | V-Belt Drive | US3403 |
| 2.5L L4 150 CID | 1983 | Serpentine Belt Drive | US3404 |
| 2.5L L4 150 CID | 1984 | Serpentine Belt Drive | US3413 |
| 2.5L L4 151 CID | 1981-1982 | Base, DL SX4, Limited, SX4, DL Kamback, Kamback | US1107 |
| 2.5L L4 151 CID | 1983 | Base, DL SX4, Limited, SX4 | US1107 |
| 4.2L L6 258 CID | 1980 | DL, Limited, Sport | US3403 |
| 4.2L L6 258 CID | 1980 | V-Belt Drive | US3414 |
| 4.2L L6 258 CID | 1981-1983 | Serpentine Belt Drive | US3404 |
| 4.2L L6 258 CID | 1981-1988 | Heater fitting required; V-Belt Drive | US3414 |
| 4.2L L6 258 CID | 1981-1988 | V-Belt Drive | US3403 |
| 4.2L L6 258 CID | 1984-1988 | Serpentine Belt Drive | US3413 |
| ENCORE (MEX) | | | |
| 1.7L L4 1700cc 104 CID | 1985-1986 | | US8914 |
| GREMLIN | | | |
| 2.0L L4 121 CID | 1977-1978 | Main | US3400 |
| 3.8L L6 232 CID | 1975-1978 | Main | US1077 |
| 4.2L L6 258 CID | 1975 | Main, | US1077 |
| 4.2L L6 258 CID | 1976-1978 | Main | US1077 |
| 4.2L L6 4228cc 258 CID | 1974 | | US986 |
| 4.2L L6 4229cc 258 CID | 1974 | | US986 |
| 5.0L V8 304 CID | 1975-1976 | High performance - Main | US3401H |
| 5.0L V8 304 CID | 1975-1976 | Main | US3401 |
| GREMLIN (MEX) | | | |
| 4.2L L6 4200cc 258 CID | 1973-1974 | | US986 |
| 4.2L L6 4200cc 258 CID | 1975-1979 | | US1077 |
| 4.2L L6 4200cc 258 CID | 1980-1983 | | US3403 |
| 4.6L L6 4600cc 282 CID | 1979 | | US1077 |
| 4.6L L6 4600cc 282 CID | 1980-1983 | | US3403 |
| HORNET | | | |
| 3.8L L6 232 CID | 1975-1977 | Main | US1077 |
| 4.2L L6 258 CID | 1975-1977 | Main | US1077 |
| 5.0L V8 304 CID | 1975-1977 | High performance - Main | US3401H |
| 5.0L V8 304 CID | 1975-1977 | Main | US3401 |
| JAVELIN (MEX) | | | |
| 4.2L L6 4200cc 258 CID | 1971-1973 | | US986 |

| Engine | Years | Application Description | USMW |
|------------------------|-----------|--|---------|
| 4.6L L6 4600cc 282 CID | 1968-1973 | | US986 |
| LERMA (MEX) | | | |
| 4.6L L6 4600cc 282 CID | 1980-1983 | | US3403 |
| MATADOR | | | |
| 4.2L L6 258 CID | 1975-1978 | Main | US1077 |
| 5.0L V8 304 CID | 1975-1977 | High performance - Main | US3401H |
| 5.0L V8 304 CID | 1975-1977 | Main | US3401 |
| 5.9L V8 360 CID | 1975-1978 | High performance - Main | US3401H |
| 5.9L V8 360 CID | 1975-1978 | Main | US3401 |
| 6.6L V8 401 CID | 1975-1976 | High performance - Main | US3401H |
| 6.6L V8 401 CID | 1975-1976 | Main | US3401 |
| PACER | | | |
| 3.8L L6 232 CID | 1975-1978 | Main | US1077 |
| 4.2L L6 258 CID | 1975-1979 | Main | US1077 |
| 4.2L L6 258 CID | 1980 | DL, Limited | US3403 |
| 4.2L L6 258 CID | 1980 | DL, Limited; Heater fitting required; V-Belt Drive | US3414 |
| 5.0L V8 304 CID | 1978-1979 | High performance - Main | US3401H |
| 5.0L V8 304 CID | 1978-1979 | Main | US3401 |
| PACER (MEX) | | | |
| 4.6L L6 4600cc 282 CID | 1975-1979 | | US1077 |
| RALLY (MEX) | | | |
| 4.2L L6 4200cc 258 CID | 1981-1983 | | US3403 |
| 4.6L L6 4600cc 282 CID | 1981-1983 | | US3403 |
| SPIRIT | | | |
| 2.0L L4 121 CID | 1979 | Main | US3400 |
| 2.5L L4 151 CID | 1980 | Base, DL, Limited | US1107 |
| 2.5L L4 151 CID | 1981-1982 | Base, DL | US1107 |
| 3.8L L6 232 CID | 1979 | Main | US1077 |
| 4.2L L6 258 CID | 1979 | Main | US1077 |
| 4.2L L6 258 CID | 1980-1983 | Heater fitting required; V-Belt Drive | US3414 |
| 4.2L L6 258 CID | 1980 | Base, DL, Limited | US3403 |
| 4.2L L6 258 CID | 1981-1983 | Serpentine Belt Drive | US3404 |
| 4.2L L6 258 CID | 1981-1983 | V-Belt Drive | US3403 |
| AUDI | | | |
| 80 | | | |
| 2.0L L4 1983cc | 1988-1990 | Base | US9065 |
| 2.3L L5 2309cc | 1991-1992 | Base | US9171 |
| 90 | | | |
| 2.0L L4 1983cc | 1988 | Base | US9065 |
| 2.3L L5 2309cc | 1988-1991 | Base | US9171 |
| 2.3L L5 2309cc | 1988 | Base | US9052 |
| 2.8L V6 2771cc | 1993-1994 | CS; S | US9263 |
| 2.8L V6 2771cc | 1995 | Base; From Chassis/VIN 8CS025821, Base; VIN K; From Chassis/VIN 8CS025821, Sport; From Chassis/VIN 8CS025821, Sport; VIN K; From Chassis/VIN 8CS025821 | US9333 |
| 2.8L V6 2771cc | 1995 | Base; To Chassis/VIN 8CS025820, Base; VIN K; To Chassis/VIN 8CS025820, Sport; To Chassis/VIN 8CS025820, Sport; VIN K; To Chassis/VIN 8CS025820 | US9263 |
| 100 | | | |
| 2.3L L5 2309cc | 1989 | Base; E | US9171 |
| 2.3L L5 2309cc | 1990-1991 | Base | US9171 |
| 2.8L V6 2771cc | 1992-1993 | Base; CS; S | US9263 |
| 2.8L V6 2771cc | 1994 | CS; S | US9263 |
| 200 | | | |
| 2.2L L5 2226cc | 1989-1991 | Base | US9171 |
| 4000 | | | |
| 1.6L L4 1588cc 97 CID | 1980 | Base | US9066 |
| 1.6L L4 1588cc 97 CID | 1982-1983 | Base | US9065 |
| 1.7L L4 1715cc | 1981 | Base | US9065 |
| 1.7L L4 1715cc | 1981 | Base | US9066 |
| 1.7L L4 1715cc | 1982-1983 | Base, GT, S | US9065 |
| 1.8L L4 1780cc | 1984-1987 | S | US9065 |
| 1.8L L4 1780cc | 1985-1986 | S, S; Assembly | US9065 |
| 2.2L L5 2144cc | 1980-1981 | Base | US9052 |
| 2.2L L5 2144cc | 1982-1983 | Base, GT, S | US9052 |



WATER PUMP APPLICATION GUIDE

USMW
Professional Series

| Engine | Years | Application Description | USMW |
|------------------------|-----------|--|----------|
| AUDI (CONT.) | | | |
| 5000 | | | |
| 2.0L L5 1986cc | 1979 | Main | US9071 |
| 2.0L L5 1986cc | 1980-1981 | Base, S | US9071 |
| 2.0L L5 1986cc | 1982-1983 | Base | US9071 |
| 2.2L L5 2144cc | 1978-1979 | Main | US9019 |
| 2.2L L5 2144cc | 1980 | Base, S | US9052 |
| 2.2L L5 2144cc | 1981-1983 | Base | US9052 |
| 2.2L L5 2144cc | 1984 | S Turbo, S | US9052 |
| 2.2L L5 2144cc | 1985 | CS Turbo, S Turbo | US9052 |
| 2.2L L5 2226cc | 1985 | S | US9052 |
| 2.2L L5 2226cc | 1986 | CS, S | US9052 |
| 2.2L L5 2226cc | 1987-1988 | CS | US9052 |
| 2.3L L5 2309cc | 1987-1988 | S | US9052 |
| 100 QUATTRO | | | |
| 2.3L L5 2309cc | 1989-1991 | Base | US9171 |
| 2.8L V6 2771cc | 1992-1994 | CS | US9263 |
| 100 SERIES | | | |
| 1.9L L4 1871cc | 1975-1977 | Main | US9004 |
| 200 QUATTRO | | | |
| 2.2L L5 2226cc | 1989 | Base; From Engine MC 039 951 | US9171 |
| 2.2L L5 2226cc | 1989 | Base; To Engine MC 039 950 | US9052 |
| 2.2L L5 2226cc | 1990 | Base | US9171 |
| 2.2L L5 2226cc | 1991 | 20v, 20v Avant, Avant, Base | US9171 |
| 4000 QUATTRO | | | |
| 2.2L L5 2226cc | 1984-1985 | S | US9052 |
| 2.2L L5 2226cc | 1986-1987 | CS | US9052 |
| 5000 QUATTRO | | | |
| 2.2L L5 2226cc | 1986-1988 | CS | US9052 |
| 2.3L L5 2309cc | 1987-1988 | S | US9052 |
| 80 QUATTRO | | | |
| 2.3L L5 2309cc | 1988 | Base; From Chassis/VIN 89-J-394 743 | US9171 |
| 2.3L L5 2309cc | 1988 | Base; To Chassis/VIN 89-J-394 742 | US9052 |
| 2.3L L5 2309cc | 1989-1992 | Base | US9171 |
| 90 QUATTRO | | | |
| 2.3L L5 2309cc | 1988 | Base; From Chassis/VIN 89-J-394 743 | US9171 |
| 2.3L L5 2309cc | 1988 | Base; To Chassis/VIN 89-J-394 742 | US9052 |
| 2.3L L5 2309cc | 1989 | Base | US9171 |
| 2.3L L5 2309cc | 1990-1991 | 20v | US9171 |
| 2.8L V6 2771cc | 1993-1994 | CS | US9263 |
| 2.8L V6 2771cc | 1995 | Base; Sport | US9333 |
| A1 (MEX) | | | |
| 1.4L L4 1390cc 85 CID | 2016 | Cool, Ego | US8952 |
| A3 | | | |
| 2.0L L4 1968cc 120 CID | 2010-2013 | TDI | US6034 |
| 2.0L L4 1984cc 121 CID | 2006-2008 | Base | US6022 |
| 2.0L L4 1984cc 121 CID | 2008-2013 | Base; Electric Water Pump | US11008 |
| 2.0L L4 1984cc 121 CID | 2009-2013 | Base - Pump only | US9047 |
| 2.0L L4 1984cc 121 CID | 2009-2013 | Base - With back plate housing | US9047-2 |
| A3 (MEX) | | | |
| 1.4L L4 1368cc 83 CID | 2008-2009 | | US8977 |
| 1.4L L4 1390cc 85 CID | 2013 | Ambiente | US8952 |
| 1.4L L4 1395cc 85 CID | 2016 | Sportback e-tron Premium, Sportback e-tron Premium Plus, Sportback e-tron Prestige | US8952 |
| 1.8L L4 1754cc 107 CID | 1999-2001 | | US9377 |
| 1.8L L4 1781cc 108 CID | 2002-2009 | | US9377 |
| 1.8L L4 1781cc 108 CID | 2010 | Ambiente, Cabrio, Sportback Ambiente | US9377 |
| 2.0L H4 1984cc 121 CID | 2006-2007 | | US6022 |
| 2.0L L4 1984cc 121 CID | 2004-2005 | | US9377 |
| 2.0L L4 1998cc 122 CID | 2005 | | US9377 |
| 2.0L L4 1998cc 122 CID | 2010 | Auxiliary pump | US11008 |
| 3.2L V6 3189cc 195 CID | 2004-2005 | Quattro | US9471 |
| A3 QUATTRO | | | |
| 2.0L L4 1984cc 121 CID | 2009-2013 | Electric Water Pump | US11008 |
| 2.0L L4 1984cc 121 CID | 2009 | Base; CCTA Desig.; Pump only | US9047 |
| 2.0L L4 1984cc 121 CID | 2009 | Base; CCTA Desig.; With back plate housing | US9047-2 |

| Engine | Years | Application Description | USMW |
|------------------------|-----------|---|----------|
| 2.0L L4 1984cc 121 CID | 2010-2013 | Base; Pump only | US9047 |
| 2.0L L4 1984cc 121 CID | 2010-2013 | Base; With back plate housing | US9047-2 |
| 3.2L V6 3189cc 195 CID | 2006-2009 | Base | US9471 |
| 3.2L V6 3189cc 195 CID | 2006-2009 | Base; Electric Water Pump | US11004 |
| A4 | | | |
| 1.8L L4 1781cc | 1997-2000 | Base | US9401 |
| 1.8L L4 1781cc | 2001-2002 | Base | US9377 |
| 1.8L L4 1781cc | 2003-2005 | Base, Cabriolet | US9377 |
| 1.8L L4 1781cc | 2006 | Cabriolet | US9377 |
| 2.0L L4 1984cc 121 CID | 2005-2006 | Base | US6022 |
| 2.0L L4 1984cc 121 CID | 2007-2008 | Base, Cabriolet | US6022 |
| 2.0L L4 1984cc 121 CID | 2009-2014 | Base; Pump only | US9047 |
| 2.0L L4 1984cc 121 CID | 2009-2014 | Base; With back plate housing | US9047-2 |
| 2.0L L4 1984cc 121 CID | 2009 | Cabriolet | US6022 |
| 2.0L L4 1984cc 121 CID | 2015 | Premium Plus, Premium Prestige; Pump only | US9047 |
| 2.0L L4 1984cc 121 CID | 2015 | Premium Plus, Premium, Prestige; With back plate housing | US9047-2 |
| 2.8L V6 2771cc | 1996-2001 | Base | US9333 |
| 2.8L V6 2771cc | 1997 | AFC Desig.; Base, AHA Desig.; Base | US9333 |
| 2.8L V6 2771cc | 1998 | Avant, Base | US9333 |
| 3.0L V6 2976cc | 2002 | Base | US9429 |
| 3.0L V6 2976cc | 2003-2005 | Base, Cabriolet | US9429 |
| 3.2L V6 3123cc | 2006-2008 | Base | US6146 |
| A4 (MEX) | | | |
| 1.8L L4 1781cc 108 CID | 2007-2009 | | US9377 |
| 3.2L V6 3200cc 195 CID | 2010 | Elite Quattro | US6146 |
| A4 QUATTRO | | | |
| 1.8L L4 1781cc | 1997-1998 | Base; Assembly | US9401 |
| 1.8L L4 1781cc | 1999-2000 | Base, Avant | US9401 |
| 1.8L L4 1781cc | 2001-2005 | Avant, Base | US9377 |
| 1.8L L4 1781cc | 2004 | Avant, Base, Cabriolet | US9377 |
| 2.0L L4 1984cc 121 CID | 2005-2006 | Avant, Base | US6022 |
| 2.0L L4 1984cc 121 CID | 2007-2008 | Avant, Base, Cabriolet | US6022 |
| 2.0L L4 1984cc 121 CID | 2009-2012 | Avant, Base; Pump only | US9047 |
| 2.0L L4 1984cc 121 CID | 2009-2012 | Avant, Base; With back plate housing | US9047-2 |
| 2.0L L4 1984cc 121 CID | 2009 | Cabriolet | US6022 |
| 2.0L L4 1984cc 121 CID | 2013-2014 | Base; Pump only | US9047 |
| 2.0L L4 1984cc 121 CID | 2013-2014 | Base; With back plate housing | US9047-2 |
| 2.0L L4 1984cc 121 CID | 2015 | Pump Only | US9047 |
| 2.0L L4 1984cc 121 CID | 2015 | With Back plate housing | US9047-2 |
| 2.8L V6 2771cc | 1996-1997 | Base | US9333 |
| 2.8L V6 2771cc | 1998-2001 | Avant, Base | US9333 |
| 3.0L V6 2976cc | 2002-2003 | Avant, Base | US9429 |
| 3.0L V6 2976cc | 2004-2005 | Avant, Base, Cabriolet | US9429 |
| 3.0L V6 2976cc | 2006 | Cabriolet | US9429 |
| 3.2L V6 3123cc | 2005-2006 | Avant, Base | US6146 |
| 3.2L V6 3123cc | 2007-2008 | Avant, Base, Cabriolet | US6146 |
| 3.2L V6 3123cc | 2009 | Base | US6249 |
| 3.2L V6 3123cc | 2009 | Cabriolet | US6146 |
| A5 | | | |
| 2.0L L4 1984cc 121 CID | 2010-2014 | Cabriolet; Pump only | US9047 |
| 2.0L L4 1984cc 121 CID | 2010-2014 | Cabriolet; With back plate housing | US9047-2 |
| A5 (MEX) | | | |
| 3.2L V6 3200cc 195 CID | 2008 | | US9471 |
| A5 QUATTRO | | | |
| 2.0L L4 1984cc 121 CID | 2010-2015 | Pump Only | US9047 |
| 2.0L L4 1984cc 121 CID | 2010-2015 | With Back plate housing | US9047-2 |
| 3.2L V6 3123cc | 2008-2010 | Base | US6249 |
| A6 | | | |
| 2.0L L4 1984cc 121 CID | 2012-2015 | Pump Only | US9047 |
| 2.0L L4 1984cc 121 CID | 2012-2015 | With Back plate housing | US9047-2 |
| 2.8L V6 2771cc | 1995 | Avant; From Chassis/VIN #4A-S-026 715 | US9333 |
| 2.8L V6 2771cc | 1995 | Avant; To Chassis/VIN #4A-S-026 714 | US9263 |
| 2.8L V6 2771cc | 1996-1997 | Avant | US9333 |
| 2.8L V6 2771cc | 1998-2001 | Base | US9333 |
| 3.0L V6 2976cc | 2002-2004 | Base | US9429 |
| 3.2L V6 3123cc | 2006-2009 | Base | US6146 |
| 3.2L V6 3123cc | 2010-2011 | Base | US6249 |

| Engine | Years | Application Description | USMW |
|------------------------|-----------|---|----------|
| AUDI (CONT.) | | | |
| A6 (MEX) | | | |
| 2.8L L6 2799cc 171 CID | 2008-2009 | | US9469 |
| 3.0L V6 2976cc 182 CID | 2005-2006 | Quattro, | US9429 |
| A6 QUATTRO | | | |
| 2.0L L4 1984cc 121 CID | 2013 | Premium Plus; Pump only | US9047 |
| 2.0L L4 1984cc 121 CID | 2013 | Premium Plus; With back plate housing | US9047-2 |
| 2.0L L4 1984cc 121 CID | 2014-2015 | Premium Plus, Premium; Pump only | US9047 |
| 2.0L L4 1984cc 121 CID | 2014-2015 | Premium Plus, Premium; With back plate housing | US9047-2 |
| 2.7L V6 2671cc | 2000-2002 | Base; Electric Water Pump | US11003 |
| 2.7L V6 2671cc | 2000-2004 | Base | US9446 |
| 2.7L V6 2671cc | 2003-2004 | Base; Electric Water Pump | US11004 |
| 2.8L V6 2771cc | 1995 | Avant; From Chassis/VIN #4A-S-026 715 | US9333 |
| 2.8L V6 2771cc | 1995 | Avant; To Chassis/VIN #4A-S-026 714 | US9263 |
| 2.8L V6 2771cc | 1996-1997 | Avant | US9333 |
| 2.8L V6 2771cc | 1998-2001 | Avant, Base | US9333 |
| 3.0L V6 2976cc | 2002-2004 | Avant, Base | US9429 |
| 3.0L V6 2995cc | 2009 | Avant | US6146 |
| 3.0L V6 2995cc | 2010-2011 | Avant, Base | US6146 |
| 3.2L V6 3123cc | 2005 | Base | US6146 |
| 3.2L V6 3123cc | 2006-2008 | Avant, Base | US6146 |
| 4.2L V8 4163cc | 2005-2006 | Base | US6000 |
| 4.2L V8 4163cc | 2007-2011 | Base | US6702 |
| 4.2L V8 4172cc | 2000-2004 | Base | US9410 |
| A8 | | | |
| 3.7L V8 3697cc | 1997-1999 | Base | US9362 |
| A8 (MEX) | | | |
| 4.2L V8 4163cc 254 CID | 2012 | Elite Quattro, Premium Quattro | US6702 |
| A8 QUATTRO | | | |
| 4.2L V8 4163cc | 2007-2012 | Base, L | US6702 |
| 4.2L V8 4172cc | 1997-1999 | Base | US9362 |
| 4.2L V8 4172cc | 2000-2006 | Base, L | US9410 |
| 4.2L V8 4172cc | 2001-2003 | Base | US9410 |
| 4.2L V8 4172cc | 2004 | L | US9410 |
| ALLROAD | | | |
| 2.0L L4 1984cc 121 CID | 2013-2015 | Premium Plus, Premium, Prestige; Pump only | US9047 |
| 2.0L L4 1984cc 121 CID | 2013-2015 | Premium Plus, Premium, Prestige; With back plate housing | US9047-2 |
| ALLROAD QUATTRO | | | |
| 2.7L V6 2671cc | 2001-2002 | Base; Electric Water Pump | US11003 |
| 2.7L V6 2671cc | 2001-2005 | Base | US9446 |
| 2.7L V6 2671cc | 2003-2005 | Base; Electric Water Pump | US11004 |
| 4.2L V8 4172cc | 2004-2005 | Base; Assembly | US6000 |
| CABRIOLET | | | |
| 2.8L V6 2771cc | 1994 | Base | US9263 |
| 2.8L V6 2771cc | 1995 | Base; From Chassis/VIN 8G-S-001 303 | US9333 |
| 2.8L V6 2771cc | 1995 | Base; To Chassis/VIN 8G-S-001 302 | US9263 |
| 2.8L V6 2771cc | 1996-1998 | Base | US9333 |
| COUPE | | | |
| 2.2L L5 2144cc | 1981-1984 | Base | US9052 |
| 2.2L L5 2226cc | 1984-1985 | Base | US9052 |
| 2.2L L5 2226cc | 1986-1987 | GT | US9052 |
| 2.3L L5 2309cc | 1987 | GT | US9052 |
| COUPE QUATTRO | | | |
| 2.3L L5 2309cc | 1990-1991 | 20v | US9171 |
| FOX | | | |
| 1.6L L4 1588cc 97 CID | 1975-1979 | Main | US9066 |
| Q3 | | | |
| 2.0L L4 1984cc 121 CID | 2015 | Premium Plus; Prestige; Pump only | US9047 |
| 2.0L L4 1984cc 121 CID | 2015 | Premium Plus; Prestige; With back plate housing | US9047-2 |
| Q3 QUATTRO | | | |
| 2.0L L4 1984cc 121 CID | 2015 | Premium Plus; Prestige; Pump only | US9047 |
| 2.0L L4 1984cc 121 CID | 2015 | Premium Plus; Prestige; With back plate housing | US9047-2 |

| Engine | Years | Application Description | USMW |
|--------------------------|-----------|--|----------|
| Q5 | | | |
| 2.0L L4 1984cc 121 CID | 2011-2012 | Premium Plus; Premium; Pump only | US9047 |
| 2.0L L4 1984cc 121 CID | 2011-2012 | Premium Plus; Premium; With back plate housing | US9047-2 |
| 2.0L L4 1984cc 121 CID | 2013-2015 | Hybrid Prestige; Premium Plus; Premium; Pump only | US9047 |
| 2.0L L4 1984cc 121 CID | 2013-2015 | Hybrid Prestige; Premium Plus; Premium; With back plate housing | US9047-2 |
| 3.2L V6 3123cc | 2009 | Premium, Prestige | US6249 |
| 3.2L V6 3123cc | 2010 | Premium, Premium Plus, Prestige | US6249 |
| 3.2L V6 3123cc | 2011-2012 | Premium Plus, Prestige | US6249 |
| Q5 (MEX) | | | |
| 3.0L V6 2967cc 182 CID | 2012 | Elite Quattro | US6146 |
| 3.2L V6 3200cc 195 CID | 2010-2011 | Elite Quattro, Luxury Quattro | US6249 |
| 3.2L V6 3200cc 195 CID | 2012 | Elite Quattro | US6249 |
| Q7 | | | |
| 3.0L V6 2967cc 181 CID | 2009-2010 | TDI | US6146 |
| 3.0L V6 2967cc 181 CID | 2011-2012 | TDI Premium, TDI Premium Plus, TDI Prestige | US6146 |
| 3.0L V6 2995cc | 2011-2015 | Premium, Premium Plus, Prestige | US6146 |
| 3.6L V6 3597cc 219 CID | 2007-2010 | Base, Premium | US6221 |
| 3.6L V6 3597cc 219 CID | 2007-2010 | Base, Premium; Electric Water Pump | US11004 |
| 4.2L V8 4163cc | 2007 | Base, Premium; Assembly | US6702 |
| 4.2L V8 4163cc | 2008-2009 | Premium, Premium; Assembly | US6702 |
| 4.2L V8 4163cc | 2010 | Prestige, Prestige; Assembly | US6702 |
| Q7 (MEX) | | | |
| 3.0L V6 2967cc 182 CID | 2008 | AWD | US9471 |
| 3.0L V6 2967cc 182 CID | 2011 | 30 Aniv Quattro, Elite Quattro, Luxury Quattro | US6146 |
| 3.0L V6 2967cc 182 CID | 2012-2013 | Elite Quattro, Luxury Quattro | US6146 |
| 4.2L V8 4163cc 254 CID | 2008-2009 | AWD | US9410 |
| QUATTRO | | | |
| 2.2L L5 2144cc | 1983-1985 | Base | US9052 |
| R8 | | | |
| 4.2L V8 4163cc | 2008-2010 | Base; Electric Water Pump | US11004 |
| 4.2L V8 4163cc | 2011-2014 | Base, Spyder; Electric Water Pump | US11004 |
| 5.2L V10 5204cc | 2010 | Base; Electric Water Pump | US11004 |
| 5.2L V10 5204cc | 2011 | Base, Spyder; Electric Water Pump | US11004 |
| 5.2L V10 5204cc | 2012 | Base, GT, GT Spyder, Spyder; Electric Water Pump | US11004 |
| 5.2L V10 5204cc | 2014 | Base, Spyder, Plus; Electric Water Pump | US11004 |
| RS4 | | | |
| 4.2L V8 4172cc | 2007 | Base | US6702 |
| 4.2L V8 4172cc | 2007 | Base; Assembly | US6000 |
| 4.2L V8 4172cc | 2008 | Base, Cabriolet | US6702 |
| 4.2L V8 4172cc | 2008 | Base, Cabriolet; Assembly | US6000 |
| RS5 | | | |
| 4.2L V8 4163cc 254 CID | 2013 | Base; CFSA Desig.; FI, Base; CFSA Desig.; FI; Assembly | US6702 |
| 4.2L V8 4163cc 254 CID | 2014 | Base; FI, Cabriolet, Base; FI, Cabriolet; Assembly | US6702 |
| 4.2L V8 4163cc 254 CID | 2015 | Base; FI, Cabriolet | US6702 |
| RS6 | | | |
| 4.2L V8 4172cc | 2003 | Base | US9410 |
| RS6 QUATTRO (MEX) | | | |
| 4.2L V8 4179cc 255 CID | 2004 | | US9410 |
| S3 QUATTRO (MEX) | | | |
| 1.8L L4 1754cc 107 CID | 2000-2001 | | US9377 |
| 1.8L L4 1781cc 108 CID | 2002-2004 | | US9377 |
| 2.0L L4 1998cc 122 CID | 2008-2011 | | US9377 |
| S4 | | | |
| 2.2L L5 2226cc | 1992-1994 | Base | US9279 |
| 2.7L V6 2671cc | 2000 | Base | US9446 |
| 2.7L V6 2671cc | 2000 | Base; Electric Water Pump | US11003 |
| 2.7L V6 2671cc | 2001-2002 | Avant, Base | US9446 |
| 2.7L V6 2671cc | 2001-2002 | Avant, Base; Electric Water Pump | US11003 |
| 3.0L V6 2995cc | 2010-2012 | Base | US6146 |
| 4.2L V8 4163cc | 2004-2008 | Avant, Cabriolet | US6000 |
| 4.2L V8 4163cc | 2009 | Cabriolet | US6000 |

| Engine | Years | Application Description | USMW |
|-------------------------|-----------|--|----------|
| AUDI (CONT.) | | | |
| S5 | | | |
| 3.0L V6 2995cc | 2010-2012 | Cabriolet | US6146 |
| 4.2L V8 4163cc | 2008-2012 | Base | US6702 |
| S6 | | | |
| 2.2L L5 2226cc | 1995 | Avant, Base | US9279 |
| 4.2L V8 4172cc | 2002-2003 | Avant | US9410 |
| 5.2L V10 5204cc | 2007-2010 | Base | US6702 |
| 5.2L V10 5204cc | 2011 | Base; Assembly | US6702 |
| S6 QUATTRO (MEX) | | | |
| 4.2L V8 4172cc 255 CID | 2001-2004 | | US9410 |
| S8 | | | |
| 4.2L V8 4172cc | 2001 | AYS Desig.; Base | US9410 |
| 4.2L V8 4172cc | 2002-2003 | Base | US9410 |
| 5.2L V10 5204cc | 2007-2009 | Base | US6702 |
| TT | | | |
| 1.8L L4 1781cc | 2000-2006 | Base | US9377 |
| 1.8L L4 1781cc | 2002-2006 | Base; Electric Water Pump | US11003 |
| 2.0L L4 1984cc 121 CID | 2008-2009 | Base | US6022 |
| 2.0L L4 1984cc 121 CID | 2009 | Base; Electric Water Pump | US11008 |
| TT (MEX) | | | |
| 2.0L L4 1998cc 122 CID | 2007-2010 | | US9377 |
| TT QUATTRO | | | |
| 1.8L L4 1781cc | 2000-2006 | Base | US9377 |
| 1.8L L4 1781cc | 2001-2006 | Base; Electric Water Pump | US11003 |
| 2.0L L4 1984cc 121 CID | 2009-2010 | Base, S; Electric Water Pump | US11008 |
| 2.0L L4 1984cc 121 CID | 2009-2015 | Base; Pump only | US9047 |
| 2.0L L4 1984cc 121 CID | 2009-2015 | Base; With back plate housing | US9047-2 |
| 2.0L L4 1984cc 121 CID | 2009-2015 | S | US6022 |
| 2.0L L4 1984cc 121 CID | 2011-2014 | Base; Electric Water Pump | US11008 |
| 2.0L L4 1984cc 121 CID | 2012-2013 | Premium Plus, Prestige; Pump only | US9047 |
| 2.0L L4 1984cc 121 CID | 2012-2013 | Premium Plus, Prestige; With back plate housing | US9047-2 |
| 2.0L L4 1984cc 121 CID | 2012 | Premium Plus, Prestige; Electric Water Pump | US11008 |
| 2.0L L4 1984cc 121 CID | 2013 | Base, Premium Plus, Prestige; Electric Water Pump | US11008 |
| 3.2L V6 3189cc 195 CID | 2004-2009 | Base | US9471 |
| 3.2L V6 3189cc 195 CID | 2004-2009 | Base; Electric Water Pump | US11004 |
| 3.2L V6 3189cc 195 CID | 2006 | Base, Special Edition | US9471 |
| 3.2L V6 3189cc 195 CID | 2006 | Base, Special Edition; Electric Water Pump | US11004 |
| V8 QUATTRO | | | |
| 3.6L V8 3562cc | 1990-1991 | Base | US9226 |
| 4.2L V8 4172cc | 1992-1994 | Base | US9226 |
| AVANTI | | | |
| II | | | |
| 5.3L V8 5358cc 327 CID | 1965-1969 | High performance - Main | US898H |
| 5.3L V8 5358cc 327 CID | 1965-1969 | Main | US898 |
| 5.4L V8 327 CID | 1968-1969 | High performance - Main | US898H |
| 5.4L V8 327 CID | 1968-1969 | Main | US898 |
| 5.7L V8 350 CID | 1969 | High performance - Main | US898H |
| 5.7L V8 350 CID | 1969 | Main | US898 |
| 5.7L V8 5736cc 350 CID | 1969 | High performance - Main | US898H |
| 5.7L V8 5736cc 350 CID | 1969 | Main | US898 |
| BMW | | | |
| 325 | | | |
| 2.7L L6 2693cc | 1986-1987 | Base | US9119 |
| 2.7L L6 2693cc | 1988 | Base | US9120 |
| 2002 | | | |
| 2.0L L4 1990cc 121 CID | 1975-1976 | Main | US9153 |
| 1 SERIES M | | | |
| 3.0L L6 2979cc | 2011 | Base | US6681 |
| 128I | | | |
| 3.0L L6 2996cc | 2008-2013 | Base | US6680 |
| 130I (MEX) | | | |
| 3.0L L6 2996cc 183 CID | 2006-2010 | | US9261 |

| Engine | Years | Application Description | USMW |
|------------------------|-----------|--------------------------------|--------|
| 135I | | | |
| 3.0L L6 2979cc | 2008-2010 | Turbocharged | US6681 |
| 3.0L L6 2979cc | 2011-2012 | Base; Turbocharged | US6681 |
| 318 (MEX) | | | |
| 1.8L L4 1800cc 110 CID | 1986 | | US9152 |
| 318I | | | |
| 1.8L L4 1766cc 107 CID | 1984-1985 | Base | US9152 |
| 1.8L L4 1796cc | 1991-1995 | Base | US9275 |
| 1.9L L4 1895cc | 1996-1998 | Base | US9275 |
| 318I (MEX) | | | |
| 1.8L L4 1800cc 110 CID | 1997 | | US9275 |
| 318IS | | | |
| 1.8L L4 1796cc | 1991-1995 | Base | US9275 |
| 1.9L L4 1895cc | 1996-1997 | Base | US9275 |
| 318TI | | | |
| 1.8L L4 1796cc | 1995 | Base | US9275 |
| 1.9L L4 1895cc | 1996-1999 | Base | US9275 |
| 320I | | | |
| 1.8L L4 1766cc 107 CID | 1980-1983 | Base | US9149 |
| 2.0L L4 1990cc 121 CID | 1977-1979 | Main | US9149 |
| 320I (MEX) | | | |
| 2.2L L6 2171cc 132 CID | 2001-2005 | | US9261 |
| 323CI | | | |
| 2.5L L6 2494cc 152 CID | 2000 | Base | US9261 |
| 323I | | | |
| 2.5L L6 2494cc 152 CID | 1998-2000 | Base | US9261 |
| 323I (MEX) | | | |
| 2.5L L6 2494cc 152 CID | 1997-1998 | Base | US9261 |
| 323IS | | | |
| 2.5L L6 2494cc 152 CID | 1998-1999 | Base | US9261 |
| 325CI | | | |
| 2.5L L6 2494cc 152 CID | 2001-2006 | Base | US9261 |
| 325E | | | |
| 2.7L L6 2693cc | 1984-1987 | Base | US9119 |
| 325ES | | | |
| 2.7L L6 2693cc | 1986-1987 | Base | US9119 |
| 325I | | | |
| 2.5L L6 2494cc 152 CID | 1987 | Base | US9119 |
| 2.5L L6 2494cc 152 CID | 1988-1993 | Base | US9120 |
| 2.5L L6 2494cc 152 CID | 1992-2005 | Base | US9261 |
| 325I (MEX) | | | |
| 2.5L L6 2494cc 152 CID | 1996-2013 | Base | US9261 |
| 2.5L L6 2497cc 152 CID | 2006-2010 | Base | US9261 |
| 325IS | | | |
| 2.5L L6 2494cc 152 CID | 1987 | Base | US9119 |
| 2.5L L6 2494cc 152 CID | 1988-1991 | Base | US9120 |
| 2.5L L6 2494cc 152 CID | 1992-1995 | Base | US9261 |
| 325IX | | | |
| 2.5L L6 2494cc 152 CID | 1988-1991 | Base | US9120 |
| 325XI | | | |
| 2.5L L6 2494cc 152 CID | 2001-2005 | Base | US9261 |
| 328CI | | | |
| 2.8L L6 2793cc | 2000 | Base | US9261 |
| 328I | | | |
| 2.8L L6 2793cc | 1996-2000 | Base | US9261 |
| 2.8L L6 2793cc | 1999 | Base; Convertible, Base; Sedan | US9261 |
| 3.0L L6 2996cc | 2007-2013 | Base | US6680 |
| 328I XDRIVE | | | |
| 3.0L L6 2996cc | 2009-2013 | Base | US6680 |
| 328IS | | | |
| 2.8L L6 2793cc | 1996-1999 | Base | US9261 |
| 328XI | | | |
| 3.0L L6 2996cc | 2007-2008 | Base | US6680 |
| 330CI | | | |
| 3.0L L6 2979cc | 2001-2006 | Base | US9261 |

| Engine | Years | Application Description | USMW |
|------------------------|-----------|-------------------------|---------|
| BMW (CONT.) | | | |
| 330I | | | |
| 3.0L L6 2979cc | 2001-2005 | Base | US9261 |
| 330I (MEX) | | | |
| 3.0L L6 2996cc 183 CID | 2007 | Base | US9261 |
| 330XI | | | |
| 3.0L L6 2979cc | 2001-2005 | Base | US9261 |
| 335I | | | |
| 3.0L L6 2979cc | 2007-2012 | Base | US6681 |
| 335I (MEX) | | | |
| 3.0L L6 2979cc 182 CID | 2010 | M Sport | US11013 |
| 335I XDRIVE | | | |
| 3.0L L6 2979cc | 2009-2012 | Base | US6681 |
| 335IS | | | |
| 3.0L L6 2979cc | 2011-2012 | Base | US6681 |
| 335XI | | | |
| 3.0L L6 2979cc | 2007-2008 | Base | US6681 |
| 524TD | | | |
| 2.4L L6 2443cc | 1985-1986 | Base | US9154 |
| 525I | | | |
| 2.5L L6 2494cc 152 CID | 1989-1990 | Base | US9120 |
| 2.5L L6 2494cc 152 CID | 1991-2005 | Base | US9261 |
| 525I (MEX) | | | |
| 2.5L L6 2497cc 152 CID | 2010 | Lujo | US9261 |
| 525I (MEX) | | | |
| 2.5L L6 2494cc 152 CID | 1986 | | US9234 |
| 2.5L L6 2497cc 152 CID | 2006-2009 | | US9261 |
| 528 (MEX) | | | |
| 2.8L L6 2800cc 173 CID | 1996 | | US9261 |
| 528E | | | |
| 2.7L L6 2693cc | 1982-1987 | Base | US9119 |
| 2.7L L6 2693cc | 1988 | Base | US9120 |
| 528I | | | |
| 2.8L L6 2788cc | 1979 | Main | US9122 |
| 2.8L L6 2788cc | 1980-1981 | Base | US9117 |
| 2.8L L6 2795cc | 1997-2000 | Base | US9261 |
| 3.0L L6 2996cc | 2008-2010 | Base | US6680 |
| 528I XDRIVE | | | |
| 3.0L L6 2996cc | 2009-2010 | Base | US6680 |
| 528XI | | | |
| 3.0L L6 2996cc | 2008 | Base | US6680 |
| 530I | | | |
| 3.0L L6 2979cc | 2001-2005 | Base | US9261 |
| 3.0L L6 2985cc | 1975-1978 | Main | US9122 |
| 3.0L V8 2997cc | 1994-1995 | Base | US9276 |
| 530I (MEX) | | | |
| 3.0L L6 2996cc 183 CID | 2010 | Lujo | US9261 |
| 530I (MEX) | | | |
| 3.0L L6 2996cc 183 CID | 2008-2009 | | US9261 |
| 533I | | | |
| 3.2L L6 3210cc | 1983-1984 | Base | US9117 |
| 535I | | | |
| 3.0L L6 2979cc | 2008-2012 | Base | US6681 |
| 3.5L L6 3430cc | 1985-1993 | Base | US9117 |
| 535I GT | | | |
| 3.0L L6 2979cc | 2010-2012 | Base | US6681 |
| 535I GT XDRIVE | | | |
| 3.0L L6 2979cc | 2011-2012 | Base | US6681 |
| 535I XDRIVE | | | |
| 3.0L L6 2979cc | 2009-2012 | Base | US6681 |
| 535IS | | | |
| 3.5L L6 3430cc | 1988 | Base | US9117 |
| 535XI | | | |
| 3.0L L6 2979cc | 2008 | Base | US6681 |

| Engine | Years | Application Description | USMW |
|-------------------------------|-----------|-------------------------|--------|
| 540I | | | |
| 4.0L V8 3982cc | 1994-1995 | Base | US9276 |
| 4.4L V8 4398cc | 1997-1998 | Base | US8926 |
| 4.4L V8 4398cc | 1999-2003 | Base | US9465 |
| 540I (MEX) | | | |
| 4.0L V8 3982cc 243 CID | 1996 | | US9332 |
| 550I | | | |
| 4.4L V8 4395cc | 2011-2015 | Base | US6708 |
| 4.8L V8 4837cc | 2006-2010 | Base | US6238 |
| 550I GT | | | |
| 4.4L V8 4395cc | 2010-2015 | Base | US6708 |
| 550I GT XDRIVE | | | |
| 4.4L V8 4395cc | 2010-2015 | Base | US6708 |
| 550I XDRIVE | | | |
| 4.4L V8 4395cc | 2011-2015 | Base | US6708 |
| 630CSI | | | |
| 3.0L L6 2985cc | 1977-1978 | Base | US9122 |
| 633CSI | | | |
| 3.2L L6 3210cc | 1978-1979 | Base | US9122 |
| 3.2L L6 3210cc | 1980-1984 | Base | US9117 |
| 635CSI | | | |
| 3.5L L6 3430cc | 1985-1989 | Base | US9117 |
| 640I | | | |
| 3.0L L6 2979cc | 2012 | Base | US6681 |
| 650I | | | |
| 4.4L V8 4395cc | 2012-2015 | Base | US6708 |
| 4.8L V8 4837cc | 2006-2010 | Base | US6238 |
| 650I GRAN COUPE | | | |
| 4.4L V8 4395cc | 2013-2015 | Base | US6708 |
| 650I XDRIVE | | | |
| 4.4L V8 4395cc | 2012-2015 | Base | US6708 |
| 650I XDRIVE GRAN COUPE | | | |
| 4.4L V8 4395cc | 2013-2015 | Base | US6708 |
| 728I (MEX) | | | |
| 2.8L L6 2788cc 170 CID | 1997 | Base | US9261 |
| 733I | | | |
| 3.2L L6 3210cc | 1978-1979 | Base | US9122 |
| 3.2L L6 3210cc | 1980-1984 | Base | US9117 |
| 735I | | | |
| 3.5L L6 3430cc | 1985-1987 | Base | US9122 |
| 3.5L L6 3430cc | 1988-1992 | Base | US9117 |
| 735IL | | | |
| 3.5L L6 3430cc | 1988-1992 | Base | US9117 |
| 740I | | | |
| 3.0L L6 2979cc | 2011-2012 | Base | US6681 |
| 4.0L V8 3982cc | 1993-1994 | Base | US9276 |
| 4.0L V8 3982cc | 1995 | Base | US9332 |
| 4.4L V8 4398cc | 1997-1998 | Base | US8926 |
| 4.4L V8 4398cc | 1999-2001 | Base | US9465 |
| 740IL | | | |
| 4.0L V8 3982cc | 1993-1994 | Base | US9276 |
| 4.0L V8 3982cc | 1995 | Base | US9332 |
| 4.4L V8 4398cc | 1996-1998 | Base | US8926 |
| 4.4L V8 4398cc | 1999-2001 | Base | US9465 |
| 740LI | | | |
| 3.0L L6 2979cc | 2011-2012 | Base | US6681 |
| 745I | | | |
| 4.4L V8 4398cc | 2002-2004 | Base | US6003 |
| 750I | | | |
| 4.4L V8 4395cc | 2009-2015 | Base | US6708 |
| 4.4L V8 4395cc | 2011-2012 | ActiveHybrid, Base | US6708 |
| 4.8L V8 4837cc | 2006-2008 | Base | US6238 |
| 750I XDRIVE | | | |
| 4.4L V8 4395cc | 2010-2015 | Base | US6708 |
| 750IL | | | |
| 5.0L V12 4988cc | 1988-1994 | Base | US9128 |

| Engine | Years | Application Description | USMW |
|------------------------------------|-----------|-------------------------|--------|
| BMW (CONT.) | | | |
| 750iL (CONT.) | | | |
| 5.4L V12 5379cc | 1995-1998 | Base; M73 Desig. | US9464 |
| 5.4L V12 5379cc | 1998-2001 | Base; M73N Desig. | US9467 |
| 750Li | | | |
| 4.4L V8 4395cc | 2009-2015 | Base | US6708 |
| 4.4L V8 4395cc | 2011-2012 | ActiveHybrid, Base | US6708 |
| 4.8L V8 4837cc | 2006-2008 | Base | US6238 |
| 750Li XDRIVE | | | |
| 4.4L V8 4395cc | 2010-2015 | Base | US6708 |
| 760i | | | |
| 6.0L V12 5972cc | 2004-2005 | Base | US6003 |
| 760Li | | | |
| 6.0L V12 5972cc | 2003-2005 | Base | US6003 |
| 840Ci | | | |
| 4.0L V8 3982cc | 1994-1995 | Base | US9332 |
| 4.4L V8 4398cc | 1996-1997 | Base | US8926 |
| 850 (MEX) | | | |
| 5.0L V12 5000cc 305 CID 1995 | | Base | US9236 |
| 850Ci | | | |
| 5.0L V12 4988cc | 1993-1994 | Base | US9236 |
| 5.4L V12 5379cc | 1995-1997 | Base | US9464 |
| 850Ci (MEX) | | | |
| 5.0L V12 5000cc 305 CID 1996-1997 | | | US9236 |
| 5.4L V12 5379cc 328 CID 1998 | | | US9464 |
| 850CSI | | | |
| 5.6L V12 5576cc | 1994-1995 | Base | US9236 |
| 850i | | | |
| 5.0L V12 4988cc | 1991-1992 | Base | US9236 |
| 850i (MEX) | | | |
| 5.0L V12 5000cc 305 CID 1990 | | Base | US9236 |
| ACTIVEHYBRID 5 | | | |
| 3.0L L6 2979cc | 2012 | Base | US6681 |
| ALPINA B6 XDRIVE GRAN COUPE | | | |
| 4.4L V8 4395cc | 2015 | Base | US6708 |
| ALPINA B7 | | | |
| 4.4L V8 4395cc | 2011-2015 | Base | US6708 |
| ALPINA B7 XDRIVE | | | |
| 4.4L V8 4395cc | 2011-2015 | Base | US6708 |
| ALPINA B7L | | | |
| 4.4L V8 4395cc | 2011-2015 | Base | US6708 |
| ALPINA B7L XDRIVE | | | |
| 4.4L V8 4395cc | 2011-2015 | Base | US6708 |
| L6 | | | |
| 3.5L L6 3430cc | 1987 | Base | US9117 |
| L7 | | | |
| 3.5L L6 3430cc | 1986-1987 | Base | US9117 |
| M3 | | | |
| 2.3L L4 2302cc | 1988-1991 | Base | US9151 |
| 3.0L L6 2990cc | 1995 | Base, Lightweight | US9261 |
| 3.2L L6 3152cc | 1996-1999 | Base | US9261 |
| 3.2L L6 3246cc | 2001-2006 | | US6269 |
| M3 (MEX) | | | |
| 3.0L L6 2990cc 182 CID | 1994-1996 | | US9261 |
| M5 | | | |
| 3.5L L6 3453cc | 1988 | Base | US9117 |
| 3.6L L6 3553cc | 1991-1993 | Base | US9234 |
| M5 (MEX) | | | |
| 3.4L L6 3430cc 209 CID | 1993-1994 | | US9275 |
| M6 | | | |
| 3.5L L6 3453cc | 1987-1988 | Base | US9117 |
| X3 | | | |
| 2.5L L6 2494cc 152 CID | 2004-2005 | 2.5i; M54 Desig. | US9261 |
| 3.0L L6 2979cc | 2004-2006 | 3.0i; FI; M54 Desig. | US9261 |
| 3.0L L6 2979cc | 2011-2012 | Turbocharged; xDrive35i | US6681 |

| Engine | Years | Application Description | USMW |
|------------------------|-----------|---|---------|
| 3.0L L6 2996cc | 2007-2008 | 3.0s; N52 Desig.; Electric | US6680 |
| 3.0L L6 2996cc | 2009-2010 | N52 Desig.; xDrive30i; Electric | US6680 |
| X3 (MEX) | | | |
| 2.5L L6 2494cc 152 CID | 2006-2009 | AWD | US9261 |
| 2.5L L6 2497cc 152 CID | 2010 | 25i | US9261 |
| 3.0L L6 2996cc 183 CID | 2010 | 30i M Sport | US6680 |
| X5 | | | |
| 3.0L L6 2979cc | 2001-2006 | 3.0i; FI; M54 Desig. | US9261 |
| 3.0L L6 2979cc | 2011-2012 | Turbocharged; xDrive35i | US6681 |
| 3.0L L6 2996cc | 2007-2008 | 3.0s; N52B30A Desig.; Electric | US6680 |
| 3.0L L6 2996cc | 2009-2010 | xDrive30i; Electric | US6680 |
| 4.4L V8 4395cc | 2010 | M | US6708 |
| 4.4L V8 4395cc | 2011-2012 | M, xDrive50i | US6708 |
| 4.4L V8 4395cc | 2013 | M, N63B44A Desig.; xDrive50i | US6708 |
| 4.4L V8 4395cc | 2014-2015 | xDrive50i | US6708 |
| 4.4L V8 4398cc | 2000-2003 | 4.4i | US9465 |
| 4.6L V8 4598cc | 2002-2003 | 4.6is | US9465 |
| 4.8L V8 4837cc | 2007-2008 | 4.8i | US6238 |
| 4.8L V8 4837cc | 2009-2010 | xDrive48i | US6238 |
| X6 | | | |
| 3.0L L6 2979cc | 2008-2012 | Turbocharged; xDrive35i | US6681 |
| 4.4L V8 4395cc | 2008-2015 | xDrive50i | US6708 |
| 4.4L V8 4395cc | 2010-2011 | ActiveHybrid, M, xDrive50i | US6708 |
| 4.4L V8 4395cc | 2012-2014 | M, xDrive50i | US6708 |
| 4.4L V8 4395cc | 2013 | M, N63B44A Desig.; xDrive50i | US6708 |
| Z3 | | | |
| 1.9L L4 1895cc | 1996-1998 | Roadster | US9275 |
| 2.5L L6 2494cc 152 CID | 1999-2002 | Roadster | US9261 |
| 2.8L L6 2793cc | 1997-1998 | Roadster | US9261 |
| 2.8L L6 2793cc | 1999-2000 | Coupe, Roadster | US9261 |
| 3.0L L6 2979cc | 2001-2002 | Coupe, Roadster | US9261 |
| 3.2L L6 3152cc | 1998 | M Roadster | US9261 |
| 3.2L L6 3152cc | 1999-2000 | M Coupe, M Roadster | US9261 |
| Z3 (MEX) | | | |
| 1.9L L4 1895cc 116 CID | 1999 | Z3 | US9275 |
| 2.0L L6 1991cc 121 CID | 2000 | Z3 | US9261 |
| 2.2L L6 2171cc 132 CID | 2001 | Roadster | US9261 |
| Z4 | | | |
| 2.5L L6 2494cc 152 CID | 2003-2005 | 2.5i; FI; M54 Desig. | US9261 |
| 3.0L L6 2979cc | 2003-2005 | 3.0i; FI; M54 Desig. | US9261 |
| 3.0L L6 2996cc | 2008 | Coupe 3.0s; Electric | US6680 |
| 3.0L L6 2996cc | 2009-2011 | sDrive30i; Electric | US6680 |
| Z4 (MEX) | | | |
| 2.5L L6 2494cc 152 CID | 2007-2009 | Z4 | US9261 |
| Z8 | | | |
| 4.8L V8 4837cc | 2003 | Alpina | US9465 |
| BUICK | | | |
| APOLLO | | | |
| 4.3L V8 260 CID | 1975 | High performance - Main; Air Cond | US1120H |
| 4.3L V8 260 CID | 1975 | Main; Air Cond | US1120 |
| 4.3L V8 260 CID | 1975 | Main; Exc. Air Cond. | US1100 |
| 5.7L V8 350 CID | 1975 | High performance - Main | US1018H |
| 5.7L V8 350 CID | 1975 | High performance - Main; Air Cond | US1120H |
| 5.7L V8 350 CID | 1975 | Main | US1018 |
| 5.7L V8 350 CID | 1975 | Main; Air Cond | US1120 |
| 5.7L V8 350 CID | 1975 | Main; Exc. Air Cond. | US1100 |
| CENTURY | | | |
| 2.2L L4 2190cc 134 CID | 1993 | Custom, Limited, Special | US5032 |
| 2.2L L4 2190cc 134 CID | 1994 | Custom, Special | US5032 |
| 2.2L L4 2190cc 134 CID | 1995 | Special | US5032 |
| 2.2L L4 2190cc 134 CID | 1996 | Limited, Special | US5032 |
| 2.5L L4 2474cc 151 CID | 1982-1983 | Custom; Limited | US5000 |
| 2.5L L4 2474cc 151 CID | 1982 | Custom; Limited - With pulley | US5000P |
| 2.5L L4 2474cc 151 CID | 1983 | Custom, Limited; With pulley | US5000P |
| 2.5L L4 2474cc 151 CID | 1984 | Custom, Estate, Olympia Limited, Limited; With pulley | US5000P |
| 2.5L L4 2474cc 151 CID | 1984 | Custom, Limited, Estate, Olympia Limited | US5000 |
| 2.5L L4 2474cc 151 CID | 1985-1986 | Custom, Limited, Estate Wagon | US5000 |

| Engine | Years | Application Description | USMW |
|---------------------------|-----------|---|---------|
| BUICK (CONT.) | | | |
| CENTURY (CONT.) | | | |
| 2.5L L4 2474cc 151 CID | 1985 | Custom, Estate Wagon, Limited; With pulley | US5000P |
| 2.5L L4 2474cc 151 CID | 1986 | Custom, Estate Wagon; With pulley | US5000P |
| 2.5L L4 2474cc 151 CID | 1987-1989 | Custom, Limited, Estate Wagon | US5041 |
| 2.5L L4 2474cc 151 CID | 1990 | Custom, Limited | US5041 |
| 2.5L L4 2474cc 151 CID | 1991-1992 | Custom, Limited, Special | US5041 |
| 2.8L V6 173 CID | 1986 | Custom, Estate Wagon, Limited | US5001 |
| 2.8L V6 173 CID | 1987-1988 | Custom, Limited, Estate Wagon | US5033 |
| 2.8L V6 173 CID | 1989 | Custom, Limited | US5033 |
| 3.0L V6 181 CID | 1982 | Custom, Limited | US5028 |
| 3.0L V6 181 CID | 1983 | Custom, Limited, T-Type | US5028 |
| 3.0L V6 181 CID | 1984 | Custom, Limited, Estate, Olympia Limited, T-Type | US5028 |
| 3.0L V6 181 CID | 1985 | Custom, Limited, Estate Wagon | US5028 |
| 3.1L V6 189 CID | 1994-1995 | Custom, Special | US5033 |
| 3.1L V6 189 CID | 1996 | Custom, Limited, Special | US5033 |
| 3.1L V6 189 CID | 1997-2004 | Custom, Limited | US5033 |
| 3.1L V6 189 CID | 2003 | Custom | US5033 |
| 3.1L V6 189 CID | 2005 | Custom, Limited, Special Edition | US5033 |
| 3.2L V6 196 CID | 1978-1979 | High performance - Main | US1018H |
| 3.2L V6 196 CID | 1978-1979 | Main | US1018 |
| 3.3L V6 204 CID | 1989 | Custom, Limited, Estate Wagon | US5050 |
| 3.3L V6 204 CID | 1990 | Custom, Limited | US5050 |
| 3.3L V6 204 CID | 1991-1993 | Custom, Limited, Special | US5050 |
| 3.8L V6 231 CID | 1975-1977 | Main | US1018 |
| 3.8L V6 231 CID | 1975-1979 | High performance - Main | US1018H |
| 3.8L V6 3800cc 231 CID | 1978-1979 | High performance - Main | US1018H |
| 3.8L V6 3800cc 231 CID | 1978-1979 | Main | US1018 |
| 3.8L V6 3800cc 231 CID | 1980 | Base; Limited; Sport; Estate | US1018 |
| 3.8L V6 3800cc 231 CID | 1980 | High performance - Base; Limited; Sport; Estate | US1018H |
| 3.8L V6 3800cc 231 CID | 1981 | Base, Limited, Sport, Estate | US1018 |
| 3.8L V6 3800cc 231 CID | 1981 | High performance - Base, Limited, Sport, Estate | US1018H |
| 3.8L V6 3800cc 231 CID | 1984 | Custom, Limited, T-Type, Estate, Olympia Limited | US5028 |
| 3.8L V6 3800cc 231 CID | 1985 | Custom, Limited, T-Type, Estate Wagon | US5028 |
| 3.8L V6 3800cc 231 CID | 1986 | Custom, Estate Wagon, Limited, T-Type | US5050 |
| 3.8L V6 3800cc 231 CID | 1987-1988 | Custom, Estate Wagon, Limited | US5050 |
| 4.3L V6 260 CID | 1982-1983 | Custom, Limited | US5014P |
| 4.3L V6 260 CID | 1982-1983 | Custom, Limited; W/O Pulley | US5014 |
| 4.3L V6 260 CID | 1984 | Custom, Limited, Estate, Olympia Limited | US5014P |
| 4.3L V6 260 CID | 1984 | Custom, Limited, Estate, Olympia Limited; W/O Pulley | US5014 |
| 4.3L V6 260 CID | 1985 | Custom, Limited, Estate Wagon | US5014P |
| 4.3L V6 260 CID | 1985 | Custom, Limited, Estate Wagon; W/O Pulley | US5014 |
| 4.3L V8 265 CID | 1980 | Base, Estate, Limited | US975 |
| 4.3L V8 265 CID | 1981 | Base, Estate, Limited, Sport | US975 |
| 4.9L V8 301 CID | 1979 | Main | US975 |
| 4.9L V8 301 CID | 1980 | Base, Estate, Limited, Sport | US975 |
| 5.0L V8 305 CID | 1977-1979 | High performance - Main | US1121H |
| 5.0L V8 305 CID | 1977-1979 | Main | US1121 |
| 5.0L V8 305 CID | 1980 | Base, Estate, Limited | US1121 |
| 5.0L V8 305 CID | 1980 | High performance - Base, Estate, Limited | US1121H |
| 5.7L V8 350 CID | 1975-1976 | Main | US1018 |
| 5.7L V8 350 CID | 1975-1978 | High performance - Main | US1018H |
| 5.7L V8 350 CID | 1975-1979 | High performance - Main; Air Cond | US1120H |
| 5.7L V8 350 CID | 1975-1979 | Main; Air Cond | US1120 |
| 5.7L V8 350 CID | 1975-1979 | Main; Exc. Air Cond. | US1100 |
| 5.7L V8 350 CID | 1979 | High performance - Main | US1121H |
| 5.7L V8 350 CID | 1981 | Base, Estate; Limited : With Air Cond. | US1120 |
| 5.7L V8 350 CID | 1981 | Base; , Estate, Limited; Exc. Air Cond. | US1100 |
| 5.7L V8 350 CID | 1981 | High performance - Base, Estate; Limited : With Air Cond. | US1120H |
| 6.6L V8 403 CID | 1977 | High performance - Main; Air Cond | US1120H |
| 6.6L V8 403 CID | 1977 | Main; Air Cond | US1120 |
| 6.6L V8 403 CID | 1977 | Main; Exc. Air Cond. | US1100 |
| COMMERCIAL CHASSIS | | | |
| 5.0L V8 305 CID | 1991 | Base | US5051 |

| Engine | Years | Application Description | USMW |
|------------------------|-----------|--|---------|
| 5.7L V8 350 CID | 1992-1993 | Base | US5051 |
| 5.7L V8 350 CID | 1994-1996 | Base | US5069 |
| ELECTRA | | | |
| 3.0L V6 181 CID | 1985 | Limited | US5028 |
| 3.8L V6 3800cc 231 CID | 1985 | Limited, Park Avenue, T-Type | US5028 |
| 3.8L V6 3800cc 231 CID | 1986-1988 | Limited, Park Avenue, T-Type | US5050 |
| 3.8L V6 3800cc 231 CID | 1989-1990 | Limited, Park Avenue, T-Type, Park Avenue Ultra | US5050 |
| 4.1L V6 252 CID | 1980-1984 | High performance - Limited, Park Avenue | US1018H |
| 4.1L V6 252 CID | 1980-1984 | Limited, Park Avenue | US1018 |
| 4.3L V6 260 CID | 1985 | Limited, Park Avenue | US5014P |
| 4.3L V6 260 CID | 1985 | Limited, Park Avenue; W/O Pulley | US5014 |
| 4.9L V8 301 CID | 1980 | Estate Wagon | US975 |
| 5.0L V8 307 CID | 1981-1984 | Estate Wagon; , Limited; , Park Avenue; Exc. Air Cond. | US1100 |
| 5.0L V8 307 CID | 1981-1984 | Estate Wagon; Limited; Park Avenue : With Air Cond. | US1120 |
| 5.0L V8 307 CID | 1981-1984 | High performance - Estate Wagon; Limited; Park Avenue : With Air Cond. | US1120H |
| 5.0L V8 307 CID | 1985 | Estate Wagon; : With Air Cond. | US1120 |
| 5.0L V8 307 CID | 1985 | Estate Wagon; Exc. Air Cond. | US1100 |
| 5.0L V8 307 CID | 1985 | High performance - Estate Wagon : With Air Cond. | US1120H |
| 5.0L V8 307 CID | 1986-1989 | Estate Wagon; 2 Outlets | US1120 |
| 5.0L V8 307 CID | 1986-1989 | High performance - Estate Wagon; 2 Outlets | US1120H |
| 5.7L V8 350 CID | 1976-1979 | High performance - Main; Air Cond | US1120H |
| 5.7L V8 350 CID | 1976-1979 | Main; Air Cond | US1120 |
| 5.7L V8 350 CID | 1976-1979 | Main; Exc. Air Cond. | US1100 |
| 5.7L V8 350 CID | 1977-1979 | High performance - Main | US1018H |
| 5.7L V8 350 CID | 1977-1979 | Main | US1018 |
| 5.7L V8 350 CID | 1980-1983 | Estate Wagon; Limited; Park Avenue; Exc. Air Cond. | US1100 |
| 5.7L V8 350 CID | 1980-1983 | Estate Wagon; Limited; Park Avenue; With Air Cond. | US1120 |
| 5.7L V8 350 CID | 1980-1983 | High performance - Estate Wagon; Limited; Park Avenue : With Air Cond. | US1120H |
| 5.7L V8 350 CID | 1980 | Estate Wagon, Limited, Park Avenue | US1018 |
| 5.7L V8 350 CID | 1980 | High performance - Estate Wagon, Limited, Park Avenue | US1018H |
| 5.7L V8 350 CID | 1984-1985 | Estate Wagon; : With Air Cond. | US1120 |
| 5.7L V8 350 CID | 1984-1985 | Estate Wagon; Exc. Air Cond. | US1100 |
| 5.7L V8 350 CID | 1984-1985 | High performance - Estate Wagon : With Air Cond. | US1120H |
| 6.6L V8 403 CID | 1977-1979 | High performance - Main; Air Cond | US1120H |
| 6.6L V8 403 CID | 1977-1979 | Main; Air Cond | US1120 |
| 6.6L V8 403 CID | 1977-1979 | Main; Exc. Air Cond. | US1100 |
| 7.5L V8 455 CID | 1975 | Main | US1045 |
| ENCLAVE | | | |
| 3.6L V6 217 CID | 2008-2011 | CX, CXL | US8932 |
| 3.6L V6 217 CID | 2012-2013 | Base | US8932 |
| ENCORE | | | |
| 1.4L L4 1364cc 83 CID | 2013 | Base | US6662 |
| 1.4L L4 1364cc 83 CID | 2014 | Base; Convenience; LUV; Premium; Leather | US6662 |
| ESTATE WAGON | | | |
| 4.9L V8 301 CID | 1980 | Base | US975 |
| 4.9L V8 4917cc 300 CID | 1964 | Main | US855 |
| 5.0L V8 307 CID | 1981-1983 | Base : With Air Cond. | US1120 |
| 5.0L V8 307 CID | 1981-1983 | Base; Exc. Air Cond. | US1100 |
| 5.0L V8 307 CID | 1981-1983 | High performance - Base : With Air Cond. | US1120H |
| 5.7L V8 350 CID | 1970 | Main | US855 |
| 5.7L V8 350 CID | 1977-1979 | High performance - Main; Air Cond | US1120H |
| 5.7L V8 350 CID | 1977-1979 | Main; Air Cond | US1120 |
| 5.7L V8 350 CID | 1977-1979 | Main; Exc. Air Cond. | US1100 |
| 5.7L V8 350 CID | 1980-1983 | Base : With Air Cond. | US1120 |
| 5.7L V8 350 CID | 1980-1983 | Base; Exc. Air Cond. | US1100 |
| 5.7L V8 350 CID | 1980-1983 | High performance - Base : With Air Cond. | US1120H |
| 5.7L V8 350 CID | 1980 | Base | US1018 |
| 5.7L V8 350 CID | 1980 | High performance - Base | US1018H |
| 5.7L V8 5736cc 350 CID | 1970 | Main | US855 |
| 6.6L V8 403 CID | 1977-1979 | High performance - Main; Air Cond | US1120H |

| Engine | Years | Application Description | USMW |
|-----------------------------|-----------|--|---------|
| BUICK (CONT.) | | | |
| ESTATE WAGON (CONT.) | | | |
| 6.6L V8 403 CID | 1977-1979 | Main; Air Cond | US1120 |
| 6.6L V8 403 CID | 1977-1979 | Main; Exc. Air Cond. | US1100 |
| 7.5L V8 455 CID | 1975 | Main | US1045 |
| GS | | | |
| 5.7L V8 350 CID | 1970 | Main | US855 |
| 5.7L V8 5736cc 350 CID | 1970 | Main | US855 |
| GS 350 | | | |
| 5.7L V8 350 CID | 1968-1969 | Main | US855 |
| 5.7L V8 5736cc 350 CID | 1968-1969 | Main | US855 |
| LACROSSE | | | |
| 2.4L L4 2384cc 145 CID | 2010 | CX | US5092 |
| 2.4L L4 2384cc 145 CID | 2011 | CX, CXL | US5092 |
| 2.4L L4 2384cc 145 CID | 2012 | Base, Convenience, Leather | US5092 |
| 2.4L L4 2384cc 145 CID | 2013-2014 | Base | US5092 |
| 3.0L V6 182 CID | 2010 | CX, CXL | US8932 |
| 3.6L V6 217 CID | 2005-2010 | CXS | US8932 |
| 3.6L V6 217 CID | 2011 | CX, CXL, CXS | US8932 |
| 3.6L V6 217 CID | 2012 | Base, Convenience, Leather, Premium, Touring | US8932 |
| 3.6L V6 217 CID | 2013 | Base | US8932 |
| 3.8L V6 3800cc 231 CID | 2005-2009 | CX, CXL | US5075 |
| 5.3L V8 5328cc 325 CID | 2008-2009 | Super | US6154 |
| LESABRE | | | |
| 3.0L V6 181 CID | 1986 | Custom, Limited | US5050 |
| 3.8L V6 231 CID | 1976-1977 | High performance - Main | US1018H |
| 3.8L V6 231 CID | 1976-1977 | Main | US1018 |
| 3.8L V6 3800cc 231 CID | 1977-1979 | High performance - Main | US1018H |
| 3.8L V6 3800cc 231 CID | 1977-1979 | Main | US1018 |
| 3.8L V6 3800cc 231 CID | 1980-1981 | Base, Sport, Limited | US1018 |
| 3.8L V6 3800cc 231 CID | 1980-1981 | High performance - Base, Sport, Limited | US1018H |
| 3.8L V6 3800cc 231 CID | 1982 | Custom, Limited, Limited Edition F/E | US1018 |
| 3.8L V6 3800cc 231 CID | 1982 | High performance - Custom, Limited Edition F/E, Limited | US1018H |
| 3.8L V6 3800cc 231 CID | 1983-1984 | Custom, Limited | US1018 |
| 3.8L V6 3800cc 231 CID | 1983-1984 | High performance - Custom, Limited | US1018H |
| 3.8L V6 3800cc 231 CID | 1985 | Collector's Edition, Custom, Limited | US1018 |
| 3.8L V6 3800cc 231 CID | 1985 | High performance - Collector's Edition, Custom, Limited | US1018H |
| 3.8L V6 3800cc 231 CID | 1986 | Custom | US5050 |
| 3.8L V6 3800cc 231 CID | 1987 | Base, Custom, T-Type, Limited | US5050 |
| 3.8L V6 3800cc 231 CID | 1988 | Base, Custom, Limited | US5050 |
| 3.8L V6 3800cc 231 CID | 1989-1991 | Base, Custom, Limited | US5050 |
| 3.8L V6 3800cc 231 CID | 1992-1995 | Custom, Limited | US5050 |
| 3.8L V6 3800cc 231 CID | 1996-2005 | Custom, Limited | US5075 |
| 4.1L V6 252 CID | 1980 | Base, Limited | US1018 |
| 4.1L V6 252 CID | 1980 | High performance - Base, Limited | US1018H |
| 4.1L V6 252 CID | 1981 | Base, Limited, Sport | US1018 |
| 4.1L V6 252 CID | 1981 | High performance - Base, Limited, Sport | US1018H |
| 4.1L V6 252 CID | 1982 | Custom, Limited, Limited Edition F/E | US1018 |
| 4.1L V6 252 CID | 1982 | High performance - Custom, Limited Edition F/E, Limited | US1018H |
| 4.1L V6 252 CID | 1983-1984 | Custom, Limited | US1018 |
| 4.1L V6 252 CID | 1983-1984 | High performance - Custom, Limited | US1018H |
| 4.9L V8 300 CID | 1965 | Main | US855 |
| 4.9L V8 301 CID | 1977-1979 | Main | US975 |
| 4.9L V8 301 CID | 1980 | Base, Limited | US975 |
| 4.9L V8 4917cc 300 CID | 1964-1965 | Main | US855 |
| 5.0L V8 305 CID | 1978 | High performance - Main | US1121H |
| 5.0L V8 305 CID | 1978 | Main | US1121 |
| 5.0L V8 307 CID | 1981 | Base, Sport, Limited : With Air Cond. | US1120 |
| 5.0L V8 307 CID | 1981 | Base; Sport; Limited; Exc. Air Cond. | US1100 |
| 5.0L V8 307 CID | 1981 | High performance - Base; Sport; Limited : With Air Cond. | US1120H |
| 5.0L V8 307 CID | 1982 | Custom; Limited Edition F/E, Limited; Exc. Air Cond. | US1100 |
| 5.0L V8 307 CID | 1982 | Custom; Limited Edition F/E; Limited; With Air Cond. | US1120 |

| Engine | Years | Application Description | USMW |
|------------------------|-----------|--|---------|
| 5.0L V8 307 CID | 1982 | High performance - Custom; Limited Edition F/E; Limited : With Air Cond. | US1120H |
| 5.0L V8 307 CID | 1983-1984 | Custom; Limited; With Air Cond. | US1120 |
| 5.0L V8 307 CID | 1983-1984 | Custom; Limited; Exc. Air Cond. | US1100 |
| 5.0L V8 307 CID | 1983-1984 | High performance - Custom; Limited : With Air Cond. | US1120H |
| 5.0L V8 307 CID | 1985 | Collector's Edition; , Estate Wagon; , Custom; , Limited; Exc. Air Cond. | US1100 |
| 5.0L V8 307 CID | 1985 | Collector's Edition; Estate Wagon; Custom; Limited : With Air Cond. | US1120 |
| 5.0L V8 307 CID | 1985 | High performance - Collector's Edition; Estate Wagon; Custom; Limited : W/Air Cond. | US1120H |
| 5.0L V8 307 CID | 1986-1990 | Estate Wagon; Estate Wagon; 2 Outlets | US1120 |
| 5.0L V8 307 CID | 1986-1990 | High performance - Estate Wagon; 2 Outlets | US1120H |
| 5.7L V8 350 CID | 1968-1970 | Main | US855 |
| 5.7L V8 350 CID | 1975-1976 | | US1018 |
| 5.7L V8 350 CID | 1975-1979 | High performance - Main | US1018H |
| 5.7L V8 350 CID | 1975-1979 | High performance - Main; Air Cond | US1120H |
| 5.7L V8 350 CID | 1975-1979 | Main; Air Cond | US1120 |
| 5.7L V8 350 CID | 1975-1979 | Main; Exc. Air Cond. | US1100 |
| 5.7L V8 350 CID | 1977-1978 | | US1100 |
| 5.7L V8 350 CID | 1979 | Main | US1018 |
| 5.7L V8 350 CID | 1980 | Base, Limited | US1018 |
| 5.7L V8 350 CID | 1980 | Base; Limited : Exc. Air Cond. | US1100 |
| 5.7L V8 350 CID | 1980 | Base; Limited : With Air Cond. | US1120 |
| 5.7L V8 350 CID | 1980 | High performance - Base, Limited | US1018H |
| 5.7L V8 350 CID | 1980 | High performance - Base; Limited : With Air Cond. | US1120H |
| 5.7L V8 350 CID | 1981 | Base; Limited, Sport : With Air Cond. | US1120 |
| 5.7L V8 350 CID | 1981 | Base; Limited; Sport : Exc. Air Cond. | US1100 |
| 5.7L V8 350 CID | 1981 | High performance - Base; Sport : With Air Cond. | US1120H |
| 5.7L V8 350 CID | 1982 | Custom; Limited Edition F/E : Exc. Air Cond. | US1100 |
| 5.7L V8 350 CID | 1982 | Custom; Limited Edition F/E; Limited; : With Air Cond. | US1120 |
| 5.7L V8 350 CID | 1982 | High performance - Custom; Limited Edition F/E; Limited : With Air Cond. | US1120H |
| 5.7L V8 350 CID | 1983-1984 | Custom; Limited : With Air Cond. | US1120 |
| 5.7L V8 350 CID | 1983-1984 | Custom; Limited; Exc. Air Cond. | US1100 |
| 5.7L V8 350 CID | 1983-1984 | High performance - Custom; Limited : With Air Cond. | US1120H |
| 5.7L V8 350 CID | 1985 | Collector's Edition; Estate Wagon; Custom; Limited : Exc. Air Cond. | US1100 |
| 5.7L V8 350 CID | 1985 | Collector's Edition; Estate Wagon; Custom; Limited : With Air Cond. | US1120 |
| 5.7L V8 350 CID | 1985 | High performance - Collector's Edition; Estate Wagon; Custom; Limited : With Air Cond. | US1120H |
| 5.7L V8 5736cc 350 CID | 1968-1970 | Main | US855 |
| 6.6L V8 400 CID | 1975 | High performance - Main; Air Cond | US1120H |
| 6.6L V8 400 CID | 1975 | Main; Air Cond | US1120 |
| 6.6L V8 400 CID | 1975 | Main; Exc. Air Cond. | US1100 |
| 6.6L V8 403 CID | 1977-1978 | High performance - Main; Air Cond | US1120H |
| 6.6L V8 403 CID | 1977-1978 | Main; Air Cond | US1120 |
| 6.6L V8 403 CID | 1977-1978 | Main; Exc. Air Cond. | US1100 |
| 7.5L V8 455 CID | 1975 | Main | US1045 |
| LUCERNE | | | |
| 3.8L V6 3800cc 231 CID | 2006-2008 | CX, CXL | US5075 |
| 3.9L V6 3880cc 237 CID | 2009-2011 | CX, CXL | US6020 |
| 3.9L V6 3880cc 237 CID | 2010 | CX; CXL; CXL Special Edition; | US6020 |
| 4.6L V8 281 CID | 2006-2007 | CXL, CXS | US8956 |
| 4.6L V8 281 CID | 2008 | CXL, CXS, Super | US8956 |
| 4.6L V8 281 CID | 2009-2011 | Super | US8956 |
| OPEL (MEX) | | | |
| 1.7L L4 1700cc 104 CID | 1959-1964 | | US1061 |
| 2.1L L4 2100cc 128 CID | 1965-1972 | | US1061 |
| PARK AVENUE | | | |
| 3.8L V6 3800cc 231 CID | 1991-1995 | Base, Ultra | US5050 |
| 3.8L V6 3800cc 231 CID | 1996-2005 | Base, Ultra | US5075 |

| Engine | Years | Application Description | USMW |
|------------------------|-----------|--|----------------|
| BUICK (CONT.) | | | |
| RAINIER | | | |
| 4.2L L6 256 CID | 2004-2005 | CXL, CXL Plus | US5097 |
| 4.2L L6 256 CID | 2006-2007 | CXL | US5097 |
| 5.3L V8 5328cc 325 CID | 2004-2005 | CXL Plus; CXL; Includes thermostat and thermostat housing | US64-T US64 |
| 5.3L V8 5328cc 325 CID | 2004-2005 | CXL, CXL Plus | US64 |
| 5.3L V8 5328cc 325 CID | 2006 | CXL | US64 |
| 5.3L V8 5328cc 325 CID | 2006 | CXL; Includes thermostat and thermostat housing | US64-T |
| 5.3L V8 5328cc 325 CID | 2007 | CXL | US6009 |
| 5.3L V8 5328cc 325 CID | 2007 | CXL; Includes thermostat and thermostat housing | US6009-T |
| REATTA | | | |
| 3.8L V6 3800cc 231 CID | 1988-1991 | Base | US5050 |
| REGAL | | | |
| 2.0L L4 1998cc 122 CID | 2011 | CXL | US5092 |
| 2.0L L4 1998cc 122 CID | 2012-2013 | GS, Turbo | US5092 |
| 2.0L L4 1998cc 122 CID | 2014 | GS; Turbocharged, Turbo; Turbocharged; Pump only | US8102 |
| 2.0L L4 1998cc 122 CID | 2015 | Base; Premium; Turbocharged, GS; Turbocharged; Pump only | US8102 |
| 2.4L L4 145 CID | 2012 | Base | US5092 |
| 2.4L L4 2384cc 145 CID | 2011 | CXL | US5092 |
| 2.4L L4 2384cc 145 CID | 2012-2013 | Base | US5092 |
| 2.4L L4 2384cc 145 CID | 2014 | Base; FI | US5092 |
| 2.8L V6 173 CID | 1988-1989 | Custom, Limited | US5033 |
| 3.1L V6 189 CID | 1989 | Custom, Gran Sport, Limited | US5033 |
| 3.1L V6 189 CID | 1990-1993 | Custom, Limited | US5033 |
| 3.1L V6 189 CID | 1994-1996 | Custom | US5033 |
| 3.2L V6 196 CID | 1978-1979 | High performance - Main | US1018H |
| 3.2L V6 196 CID | 1978-1979 | Main | US1018 |
| 3.8L V6 231 CID | 1975-1979 | High performance - Main | US1018H |
| 3.8L V6 231 CID | 1975-1979 | Main | US1018 |
| 3.8L V6 3800cc 231 CID | 1978-1979 | High performance - Main | US1018H |
| 3.8L V6 3800cc 231 CID | 1978-1979 | Main | US1018 |
| 3.8L V6 3800cc 231 CID | 1980-1981 | Base, Limited, Sport | US1018 |
| 3.8L V6 3800cc 231 CID | 1980-1981 | High performance - Base, Limited, Sport | US1018H |
| 3.8L V6 3800cc 231 CID | 1982 | Base, Estate Wagon, Limited, Sport | US1018 |
| 3.8L V6 3800cc 231 CID | 1982 | High performance - Base, Estate Wagon, Limited, Sport | US1018H |
| 3.8L V6 3800cc 231 CID | 1983 | Base, Estate Wagon, Limited, T-Type | US1018 |
| 3.8L V6 3800cc 231 CID | 1983 | High performance - Base, Estate Wagon, Limited, T-Type | US1018H |
| 3.8L V6 3800cc 231 CID | 1984-1986 | Base, Grand National, Limited, T-Type | US1018 |
| 3.8L V6 3800cc 231 CID | 1984-1986 | High performance - Base, Grand National, Limited, T-Type | US1018H |
| 3.8L V6 3800cc 231 CID | 1987 | Base, Limited; GNX, Grand National | US1018 |
| 3.8L V6 3800cc 231 CID | 1987 | High performance - Base, Limited; GNX, Grand National | US1018H |
| 3.8L V6 3800cc 231 CID | 1990-1995 | Custom, Gran Sport, Limited | US5050 |
| 3.8L V6 3800cc 231 CID | 1996 | Custom, Gran Sport; Limited; Olympic Gold Edition | US5075 |
| 3.8L V6 3800cc 231 CID | 1997-2004 | GS, LS | US5075 |
| 3.8L V6 3800cc 231 CID | 1998 | 25th Anniversary Edition, GS, LS | US5075 |
| 3.8L V6 3800cc 231 CID | 1999 | GS | US5075 |
| 3.8L V6 3800cc 231 CID | 2000 | GS, GSE, LSE, LS | US5075 |
| 4.1L V6 252 CID | 1982 | Base, Limited, Estate Wagon, Limited Turbo | US1018 |
| 4.1L V6 252 CID | 1982 | High performance - Base, Limited, Estate Wagon, Limited Turbo | US1018H |
| 4.1L V6 252 CID | 1983 | Base, Limited, Estate Wagon | US1018 |
| 4.1L V6 252 CID | 1983 | High performance - Base, Limited, Estate Wagon | US1018H |
| 4.1L V6 252 CID | 1984 | Base, Limited | US1018 |
| 4.1L V6 252 CID | 1984 | High performance - Base, Limited | US1018H |
| 4.3L V6 260 CID | 1982-1984 | Base, Limited | US5012 |
| 4.3L V8 265 CID | 1980-1981 | Base, Limited | US975 |
| 4.9L V8 301 CID | 1979 | Main | US975 |

| Engine | Years | Application Description | USMW |
|------------------------|-----------|---|---------|
| 4.9L V8 301 CID | 1980 | Base, Limited | US975 |
| 5.0L V8 305 CID | 1977-1979 | High performance - Main | US1121H |
| 5.0L V8 305 CID | 1977-1979 | Main | US1121 |
| 5.0L V8 305 CID | 1980 | Base, Limited | US1121 |
| 5.0L V8 305 CID | 1980 | High performance - Base, Limited | US1121H |
| 5.0L V8 307 CID | 1986-1987 | Base; Base; Limited; Limited; 2 Outlets | US1120 |
| 5.0L V8 307 CID | 1986-1987 | High performance - Base; Limited; 2 Outlets | US1120H |
| 5.7L V8 350 CID | 1975-1976 | Main | US1018 |
| 5.7L V8 350 CID | 1975-1977 | High performance - Main | US1018H |
| 5.7L V8 350 CID | 1975-1977 | High performance - Main; Air Cond | US1120H |
| 5.7L V8 350 CID | 1975-1977 | Main; Air Cond | US1120 |
| 5.7L V8 350 CID | 1975-1977 | Main; Exc. Air Cond. | US1100 |
| 5.7L V8 350 CID | 1982-1983 | Base; , Estate Wagon; , Limited; Exc. Air Cond. | US1100 |
| 5.7L V8 350 CID | 1982-1983 | Base; Estate Wagon; Limited : With Air Cond. | US1120 |
| 5.7L V8 350 CID | 1982-1983 | High performance - Base; Estate Wagon; Limited : With Air Cond. | US1120H |
| 5.7L V8 350 CID | 1985 | Base | US1120 |
| 5.7L V8 350 CID | 1985 | High performance - Base | US1120H |
| RENDEZVOUS | | | |
| 3.4L V6 207 CID | 2002-2003 | CX Plus, CXL Plus, CX, CXL | US5033 |
| 3.4L V6 207 CID | 2004 | CX, CXL | US5033 |
| 3.4L V6 207 CID | 2005 | CX Plus, CX, CXL | US5033 |
| 3.5L V6 213 CID | 2006-2007 | CX, CXL | US5033 |
| 3.6L V6 217 CID | 2004 | CXL, Ultra | US8932 |
| 3.6L V6 217 CID | 2005 | CXL Plus, Ultra | US8932 |
| 3.6L V6 217 CID | 2006 | CX, CXL | US8932 |
| RIVIERA | | | |
| 3.8L V6 3800cc 231 CID | 1979 | High performance - Main | US1018H |
| 3.8L V6 3800cc 231 CID | 1979 | Main | US1018 |
| 3.8L V6 3800cc 231 CID | 1980 | Base, S | US1018 |
| 3.8L V6 3800cc 231 CID | 1980 | High performance - Base, S | US1018H |
| 3.8L V6 3800cc 231 CID | 1981 | Base, T-Type | US1018 |
| 3.8L V6 3800cc 231 CID | 1981 | High performance - Base, T-Type | US1018H |
| 3.8L V6 3800cc 231 CID | 1982-1983 | High performance - T-Type | US1018H |
| 3.8L V6 3800cc 231 CID | 1982-1983 | T-Type | US1018 |
| 3.8L V6 3800cc 231 CID | 1984-1985 | Base, Luxury, T-Type | US1018 |
| 3.8L V6 3800cc 231 CID | 1984-1985 | High performance - Base, Luxury, T-Type | US1018H |
| 3.8L V6 3800cc 231 CID | 1986-1989 | Luxury, T-Type | US5050 |
| 3.8L V6 3800cc 231 CID | 1990-1993 | Luxury | US5050 |
| 3.8L V6 3800cc 231 CID | 1995 | Base | US5050 |
| 3.8L V6 3800cc 231 CID | 1996-1999 | Base | US5075 |
| 4.1L V6 252 CID | 1981 | Base, T-Type | US1018 |
| 4.1L V6 252 CID | 1981 | High performance - Base, T-Type | US1018H |
| 4.1L V6 252 CID | 1982 | Base, Limited Edition | US1018 |
| 4.1L V6 252 CID | 1982 | High performance - Base, Limited Edition | US1018H |
| 4.1L V6 252 CID | 1983 | Base, Luxury, XX Anniversary Edition | US1018 |
| 4.1L V6 252 CID | 1983 | High performance - Base, Luxury, XX Anniversary Edition | US1018H |
| 4.1L V6 252 CID | 1984 | Base, Luxury | US1018 |
| 4.1L V6 252 CID | 1984 | High performance - Base, Luxury | US1018H |
| 5.0L V8 307 CID | 1980 | Base, S : With Air Cond. | US1120 |
| 5.0L V8 307 CID | 1980 | Base; , S; Exc. Air Cond. | US1100 |
| 5.0L V8 307 CID | 1980 | High performance - Base; S : With Air Cond. | US1120H |
| 5.0L V8 307 CID | 1981 | Base; , T-Type; Exc. Air Cond. | US1100 |
| 5.0L V8 307 CID | 1981 | Base; T-Type : With Air Cond. | US1120 |
| 5.0L V8 307 CID | 1981 | High performance - Base; T-Type : With Air Cond. | US1120H |
| 5.0L V8 307 CID | 1982 | Base; , Limited Edition; Exc. Air Cond. | US1100 |
| 5.0L V8 307 CID | 1982 | Base; Limited Edition : With Air Cond. | US1120 |
| 5.0L V8 307 CID | 1982 | High performance - Base; Limited Edition : With Air Cond. | US1120H |
| 5.0L V8 307 CID | 1983 | Base; Luxury; XX Anniversary Edition; : With Air Cond. | US1120 |
| 5.0L V8 307 CID | 1983 | Base; , Luxury; , XX Anniversary Edition; Exc. Air Cond. | US1100 |
| 5.0L V8 307 CID | 1983 | High performance - Base; Luxury; XX Anniversary Edition : With Air Cond. | US1120H |
| 5.0L V8 307 CID | 1984-1985 | Base; , Luxury; Exc. Air Cond. | US1100 |
| 5.0L V8 307 CID | 1984-1985 | Base; Luxury : With Air Cond. | US1120 |

| Engine | Years | Application Description | USMW |
|------------------------|-----------|--|---------|
| BUICK (CONT.) | | | |
| RIVIERA (CONT.) | | | |
| 5.0L V8 307 CID | 1984-1985 | High performance - Base; Base; Luxury : With Air Cond. | US1120H |
| 5.7L V8 350 CID | 1977-1979 | High performance - Main | US1018H |
| 5.7L V8 350 CID | 1977-1979 | High performance - Main; Air Cond | US1120H |
| 5.7L V8 350 CID | 1977-1979 | Main | US1018 |
| 5.7L V8 350 CID | 1977-1979 | Main; Air Cond | US1120 |
| 5.7L V8 350 CID | 1977-1979 | Main; Exc. Air Cond. | US1100 |
| 5.7L V8 350 CID | 1980 | Base, S : With Air Cond. | US1120 |
| 5.7L V8 350 CID | 1980 | Base; , S; Exc. Air Cond. | US1100 |
| 5.7L V8 350 CID | 1980 | High performance - Base; S : With Air Cond. | US1120H |
| 5.7L V8 350 CID | 1981 | Base : With Air Cond. | US1120 |
| 5.7L V8 350 CID | 1981 | Base; Exc. Air Cond. | US1100 |
| 5.7L V8 350 CID | 1981 | High performance - Base : With Air Cond. | US1120H |
| 5.7L V8 350 CID | 1982 | Base; , Limited Edition; Exc. Air Cond. | US1100 |
| 5.7L V8 350 CID | 1982 | Base; Limited Edition : With Air Cond. | US1120 |
| 5.7L V8 350 CID | 1982 | High performance - Base; Limited Edition : With Air Cond. | US1120H |
| 5.7L V8 350 CID | 1983 | Base; Luxury; XX Anniversary Edition; : With Air Cond. | US1120 |
| 5.7L V8 350 CID | 1983 | Base; , Luxury; , XX Anniversary Edition; Exc. Air Cond. | US1100 |
| 5.7L V8 350 CID | 1983 | High performance - Base; Luxury; XX Anniversary Edition : With Air Cond. | US1120H |
| 5.7L V8 350 CID | 1984-1985 | Base; , Luxury; Exc. Air Cond. | US1100 |
| 5.7L V8 350 CID | 1984-1985 | Base; Luxury : With Air Cond. | US1120 |
| 5.7L V8 350 CID | 1984-1985 | High performance - Base; Base; Luxury : With Air Cond. | US1120H |
| 6.6L V8 403 CID | 1977-1978 | High performance - Main; Air Cond | US1120H |
| 6.6L V8 403 CID | 1977-1978 | Main; Air Cond | US1120 |
| 6.6L V8 403 CID | 1977-1978 | Main; Exc. Air Cond. | US1100 |
| 7.5L V8 455 CID | 1975 | Main | US1045 |
| ROADMASTER | | | |
| 5.0L V8 305 CID | 1991 | Estate Wagon | US5051 |
| 5.7L V8 350 CID | 1992-1993 | Base, Estate Wagon, Limited | US5051 |
| 5.7L V8 350 CID | 1994-1995 | Base, Estate Wagon, Limited | US5069 |
| 5.7L V8 350 CID | 1996 | Collector's Edition, Estate Wagon Collector's Edition, Limited Collector's Edition | US5069 |
| SKYHAWK | | | |
| 1.8L L4 112 CID | 1982 | Custom; Limited | US5007 |
| 1.8L L4 112 CID | 1982 | Custom; Limited | US5017 |
| 1.8L L4 112 CID | 1983 | Custom; Limited; T-Type | US5017 |
| 1.8L L4 112 CID | 1984 | Custom; T-Type | US5017 |
| 1.8L L4 112 CID | 1985 | Custom | US5017 |
| 1.8L L4 112 CID | 1986 | Custom, T-Type; Limited; Sport | US5017 |
| 2.0L L4 122 CID | 1983-1985 | Custom, Limited | US5007 |
| 2.0L L4 122 CID | 1986 | Custom, Limited, Sport | US5007 |
| 2.0L L4 122 CID | 1987 | Custom, Limited, Sport | US5036 |
| 2.0L L4 122 CID | 1988 | Custom; SE | US5036 |
| 2.0L L4 122 CID | 1989 | Custom, SE | US5032 |
| 3.8L V6 231 CID | 1975-1977 | High performance - Main | US1018H |
| 3.8L V6 231 CID | 1975-1977 | Main | US1018 |
| 3.8L V6 3800cc 231 CID | 1978-1979 | High performance - Main | US1018H |
| 3.8L V6 3800cc 231 CID | 1978-1979 | Main | US1018 |
| 3.8L V6 3800cc 231 CID | 1980 | Base, Designers' Accent Edition, Road Hawk, S | US1018 |
| 3.8L V6 3800cc 231 CID | 1980 | High performance - Base, Designers' Accent Edition, Road Hawk, S | US1018H |
| SKYLARK | | | |
| 2.3L L4 138 CID | 1988-1995 | Custom, Limited | US5043 |
| 2.3L L4 138 CID | 1990 | Custom, Gran Sport, Luxury Edition | US5043 |
| 2.3L L4 138 CID | 1991 | Base, Custom, Gran Sport, Luxury Edition | US5043 |
| 2.3L L4 138 CID | 1992 | Custom | US5043 |
| 2.4L L4 2392cc 146 CID | 1996 | Custom, Limited, Olympic Gold Edition | US5076 |
| 2.4L L4 2392cc 146 CID | 1997 | Custom, Limited | US5076 |
| 2.4L L4 2392cc 146 CID | 1998 | Custom | US5076 |
| 2.5L L4 2474cc 151 CID | 1980-1982 | Base, Sport, Limited | US5000 |

| Engine | Years | Application Description | USMW |
|------------------------|-----------|---|---------|
| 2.5L L4 2474cc 151 CID | 1980-1982 | Base, Sport, Limited; With pulley | US5000P |
| 2.5L L4 2474cc 151 CID | 1983-1985 | Custom, Limited; With pulley | US5000P |
| 2.5L L4 2474cc 151 CID | 1983 | Custom; Limited | US5000 |
| 2.5L L4 2474cc 151 CID | 1984-1989 | Custom, Limited | US5000 |
| 2.5L L4 2474cc 151 CID | 1986-1991 | Main; With Multi-Groove pulley | US5067 |
| 2.5L L4 2474cc 151 CID | 1990-1991 | Base, Gran Sport, Luxury Edition, Custom | US5000 |
| 2.8L V6 173 CID | 1980-1982 | Base, Limited, Sport | US5001 |
| 2.8L V6 173 CID | 1983 | Custom, T-Type; Limited; Sport | US5001 |
| 2.8L V6 173 CID | 1984 | Custom, T-Type; Limited | US5001 |
| 2.8L V6 173 CID | 1985 | Custom, Limited | US5001 |
| 3.0L V6 181 CID | 1986-1988 | Custom, Limited | US5050 |
| 3.1L V6 189 CID | 1994-1997 | Custom, Gran Sport, Limited | US5033 |
| 3.1L V6 189 CID | 1996 | Custom, Gran Sport, Limited, Olympic Gold Edition | US5033 |
| 3.1L V6 189 CID | 1998 | Custom | US5033 |
| 3.3L V6 204 CID | 1989 | Custom, Limited | US5050 |
| 3.3L V6 204 CID | 1990 | Custom, Gran Sport, Luxury Edition | US5050 |
| 3.3L V6 204 CID | 1991 | Base, Custom, Gran Sport, Luxury Edition | US5050 |
| 3.3L V6 204 CID | 1992 | Custom, Gran Sport | US5050 |
| 3.3L V6 204 CID | 1993 | Custom, Gran Sport, Limited | US5050 |
| 3.7L V6 3687cc 225 CID | 1964-1967 | Main | US855 |
| 3.8L V6 231 CID | 1975-1977 | High performance - Main | US1018H |
| 3.8L V6 231 CID | 1975-1977 | Main | US1018 |
| 3.8L V6 3800cc 231 CID | 1978-1979 | High performance - Main | US1018H |
| 3.8L V6 3800cc 231 CID | 1978 | Main | US1018 |
| 4.3L V8 260 CID | 1975-1976 | High performance - Main; Air Cond | US1120H |
| 4.3L V8 260 CID | 1975-1976 | Main; Air Cond | US1120 |
| 4.3L V8 260 CID | 1975-1976 | Main; Exc. Air Cond. | US1100 |
| 4.9L V8 301 CID | 1977 | Main | US975 |
| 4.9L V8 4917cc 300 CID | 1964-1967 | Main | US855 |
| 5.0L V8 305 CID | 1977-1979 | High performance - Main | US1121H |
| 5.0L V8 305 CID | 1977-1979 | Main | US1121 |
| 5.7L V8 350 CID | 1968-1970 | Main | US855 |
| 5.7L V8 350 CID | 1975-1976 | Main | US1018 |
| 5.7L V8 350 CID | 1975-1977 | High performance - Main; Air Cond | US1120H |
| 5.7L V8 350 CID | 1975-1977 | Main; Air Cond | US1120 |
| 5.7L V8 350 CID | 1975-1977 | Main; Exc. Air Cond. | US1100 |
| 5.7L V8 350 CID | 1975-1978 | High performance - Main | US1018H |
| 5.7L V8 350 CID | 1978-1979 | Main | US1121 |
| 5.7L V8 350 CID | 1979 | High performance - Main | US1121H |
| 5.7L V8 5736cc 350 CID | 1968-1970 | Main | US855 |
| SOMERSET | | | |
| 2.5L L4 2474cc 151 CID | 1986-1987 | Main; With Multi-Groove pulley | US5067 |
| 2.5L L4 2474cc 151 CID | 1986 | Custom, Limited, T-Type | US5000 |
| 2.5L L4 2474cc 151 CID | 1987 | Custom, Limited | US5000 |
| 2.5L L4 2474cc 151 CID | 1987 | Custom, Limited; With pulley | US5000P |
| 3.0L V6 181 CID | 1986 | Custom, Limited, T-Type | US5050 |
| 3.0L V6 181 CID | 1987 | Custom, Limited | US5050 |
| SOMERSET REGAL | | | |
| 2.5L L4 2474cc 151 CID | 1985 | Base, Limited | US5000 |
| 2.5L L4 2474cc 151 CID | 1985 | Main; With Multi-Groove pulley | US5067 |
| 3.0L V6 181 CID | 1985 | Base, Limited | US5050 |
| SPECIAL | | | |
| 3.7L V6 3687cc 225 CID | 1964-1967 | Main | US855 |
| 4.9L V8 4917cc 300 CID | 1964-1967 | Main | US855 |
| 5.7L V8 5736cc 350 CID | 1968-1969 | Main | US855 |
| SPORTWAGON | | | |
| 3.7L V6 3687cc 225 CID | 1964 | Main | US855 |
| 4.9L V8 4917cc 300 CID | 1964-1965 | Main | US855 |
| 5.7L V8 5736cc 350 CID | 1968-1970 | Main | US855 |
| TERRAZA | | | |
| 3.5L V6 213 CID | 2005-2006 | CX, CXL | US5033 |
| 3.9L V6 3880cc 237 CID | 2006-2007 | CX, CXL | US6020 |
| VERANO | | | |
| 2.0L L4 1998cc 122 CID | 2013 | FI; Turbo, Premium | US5092 |
| 2.0L L4 1998cc 122 CID | 2014 | Premium | US5092 |
| 2.4L L4 145 CID | 2012 | Base | US5092 |
| 2.4L L4 145 CID | 2013 | Base; FI, Convenience, Leather | US5092 |
| 2.4L L4 145 CID | 2014 | Base, Convenience, Leather | US5092 |

| Engine | Years | Application Description | USMW |
|---------------------------|-----------|---|---------|
| CADILLAC | | | |
| 60 SPECIAL | | | |
| 4.9L V8 300 CID | 1993 | Base | US5023 |
| ALLANTE | | | |
| 4.1L V8 250 CID | 1987-1988 | Base | US5023 |
| 4.5L V8 273 CID | 1989 | Base | US5023 |
| 4.5L V8 273 CID | 1990-1992 | Base, Value Leader | US5023 |
| 4.6L V8 281 CID | 1993 | Base, Indianapolis 500 Pace Car, Value Leader | US5064 |
| ATS | | | |
| 2.0L L4 1998cc 122 CID | 2013-2015 | Base; Luxury; Performance; Premium; Turbocharged; Pump only | US8102 |
| 2.5L L4 2457cc 150 CID | 2013-2015 | Base, Luxury; Pump only | US8102 |
| 3.6L V6 217 CID | 2013 | Luxury, Performance, Premium | US8932 |
| BROUGHAM | | | |
| 5.0L V8 305 CID | 1991-1992 | Base, d'Elegance | US5049 |
| 5.0L V8 305 CID | 1991-1992 | High performance - Base, d'Elegance | US5049H |
| 5.0L V8 307 CID | 1987-1990 | Base; d'Elegance | US1120 |
| 5.0L V8 307 CID | 1987-1990 | High performance - Base; d'Elegance | US1120H |
| 5.7L V8 350 CID | 1990-1992 | Base, d'Elegance | US5049 |
| 5.7L V8 350 CID | 1990-1992 | High performance - Base, d'Elegance | US5049H |
| CALAIS | | | |
| 7.7L V8 472 CID | 1968-1973 | Main | US851 |
| 7.7L V8 7735cc 472 CID | 1968-1973 | Main | US851 |
| CATERA | | | |
| 3.0L V6 2962cc 181 CID | 1997-1998 | Base | US5079 |
| 3.0L V6 2962cc 181 CID | 1999-2001 | Base; Sport | US5079 |
| CIMARRON | | | |
| 1.8L L4 112 CID | 1982 | Base | US5007 |
| 2.0L L4 122 CID | 1983 | Base | US5007 |
| 2.0L L4 122 CID | 1984-1986 | Base, d'Oro | US5007 |
| 2.8L V6 173 CID | 1985-1986 | Base, d'Oro | US5020 |
| 2.8L V6 173 CID | 1987-1988 | Base | US5033 |
| COMMERCIAL CHASSIS | | | |
| 4.1L V8 250 CID | 1985-1987 | Base | US5023 |
| 4.3L V6 260 CID | 1985 | Base | US5014P |
| 4.3L V6 260 CID | 1985 | Base; W/O Pulley | US5014 |
| 4.5L V8 273 CID | 1988-1990 | Base | US5023 |
| 4.9L V8 300 CID | 1991-1993 | Base | US5023 |
| 5.7L V8 350 CID | 1992-1993 | Brougham | US5049 |
| 5.7L V8 350 CID | 1992-1993 | High performance - Brougham | US5049H |
| 5.7L V8 350 CID | 1994-1996 | Base, Brougham | US5069 |
| 6.0L V8 368 CID | 1980-1984 | Base | US5003 |
| 7.7L V8 7735cc 472 CID | 1968-1973 | Main | US851 |
| CTS | | | |
| 2.0L L4 1998cc 122 CID | 2014-2015 | Base; Luxury; Performance; Premium; Turbocharged; Pump only | US8102 |
| 2.8L V6 2792cc 170 CID | 2005-2007 | Base | US8932 |
| 3.0L V6 182 CID | 2010-2011 | Base, Luxury, Performance | US8932 |
| 3.0L V6 182 CID | 2012-2013 | Base, Luxury | US8932 |
| 3.2L V6 197 CID | 2003 | Base, Luxury, Luxury Sport | US5079 |
| 3.2L V6 197 CID | 2004 | Base | US5079 |
| 3.6L V6 217 CID | 2004-2009 | Base | US8932 |
| 3.6L V6 217 CID | 2010 | Premium, Performance | US8932 |
| 3.6L V6 217 CID | 2011-2013 | Base, Premium, Performance | US8932 |
| 5.7L V8 346 CID | 2004-2005 | V | US65N |
| 5.7L V8 346 CID | 2004-2005 | V; Includes thermostat and thermostat housing | US65N-T |
| 6.0L V8 5967cc 364 CID | 2006-2007 | V | US65N |
| 6.0L V8 5967cc 364 CID | 2006-2007 | V; Includes thermostat and thermostat housing | US65N-T |
| 6.2L V8 6162cc 376 CID | 2009-2014 | V | US79 |
| CTS (MEX) | | | |
| 3.0L V6 2994cc 183 CID | 2013 | Premium | US8932 |
| CTS-V (MEX) | | | |
| 6.2L V8 6200cc 378 CID | 2013 | Premium Blk Diamond | US8932 |
| DEVILLE | | | |
| 4.1L V6 252 CID | 1980-1982 | Base, Cabriolet, d'Elegance | US1018 |
| 4.1L V6 252 CID | 1980-1982 | High performance - Base, Cabriolet, d'Elegance | US1018H |
| 4.1L V8 250 CID | 1982-1984 | Base, Cabriolet, d'Elegance | US5010 |

| Engine | Years | Application Description | USMW |
|------------------------|-----------|--|---------|
| 4.1L V8 250 CID | 1985 | Base, Cabriolet, d'Elegance | US5023 |
| 4.1L V8 250 CID | 1986 | d'Elegance, Touring | US5023 |
| 4.1L V8 250 CID | 1987 | Base, d'Elegance, Touring | US5023 |
| 4.3L V6 260 CID | 1985 | Base, Cabriolet, d'Elegance | US5014P |
| 4.3L V6 260 CID | 1985 | Base, Cabriolet, d'Elegance; W/O Pulley | US5014 |
| 4.5L V8 273 CID | 1988-1990 | Base | US5023 |
| 4.6L V8 281 CID | 1994 | Concours | US5064 |
| 4.6L V8 281 CID | 1995 | Concours | US5072 |
| 4.6L V8 281 CID | 1996-1999 | Base; Concours, d'Elegance | US5072 |
| 4.6L V8 281 CID | 2000-2002 | Base; DHS, DTS | US5072 |
| 4.6L V8 281 CID | 2003 | Base, DHS, DTS | US5072 |
| 4.6L V8 281 CID | 2004 | Base; DHS; DTS, Protection Series | US5072 |
| 4.6L V8 281 CID | 2005 | Base, DHS, DTS, Protection Series | US5072 |
| 4.9L V8 300 CID | 1991 | Base; Spring Edition, Touring | US5023 |
| 4.9L V8 300 CID | 1992-1993 | Base; Touring | US5023 |
| 4.9L V8 300 CID | 1994-1995 | Base | US5023 |
| 5.7L V8 350 CID | 1980-1984 | Base, Cabriolet, d'Elegance | US1120 |
| 5.7L V8 350 CID | 1980-1984 | High performance - Base; Cabriolet, d'Elegance | US1120H |
| 6.0L V8 368 CID | 1980-1981 | Base, Cabriolet, d'Elegance | US5003 |
| 7.0L V8 425 CID | 1977-1979 | Main | US5003 |
| 7.7L V8 472 CID | 1968-1973 | Main | US851 |
| 7.7L V8 7735cc 472 CID | 1968-1973 | Main | US851 |
| DEVILLE (MEX) | | | |
| 4.6L V8 4573cc 279 CID | 1993 | | US5072 |
| 4.9L V8 4900cc 300 CID | 1996-1997 | | US5072 |
| DTS | | | |
| 4.6L V8 281 CID | 2006-2007 | Base | US8956 |
| 4.6L V8 281 CID | 2008-2009 | Base; Platinum | US8956 |
| 4.6L V8 281 CID | 2010-2011 | Base, L, Platinum | US8956 |
| ELDORADO | | | |
| 4.1L V6 252 CID | 1981 | Base, Biarritz, Cabriolet, Brougham d'Elegance | US1018 |
| 4.1L V6 252 CID | 1981 | High performance - Base, Biarritz, Cabriolet, Brougham d'Elegance | US1018H |
| 4.1L V6 252 CID | 1982 | Base, Biarritz, Cabriolet, Touring | US1018 |
| 4.1L V6 252 CID | 1982 | High performance - Base, Biarritz, Cabriolet, Touring | US1018H |
| 4.1L V8 250 CID | 1982-1985 | Base, Biarritz, Cabriolet, Touring | US5010 |
| 4.1L V8 250 CID | 1986-1987 | Base, Biarritz | US5023 |
| 4.5L V8 273 CID | 1988-1989 | Base, Biarritz | US5023 |
| 4.5L V8 273 CID | 1990 | Base, Biarritz, Touring | US5023 |
| 4.6L V8 281 CID | 1993 | Sport, Touring | US5064 |
| 4.6L V8 281 CID | 1994 | Base, Touring | US5064 |
| 4.6L V8 281 CID | 1995-1997 | Base; ETC | US5072 |
| 4.6L V8 281 CID | 1998-2002 | ESC, ETC | US5072 |
| 4.9L V8 300 CID | 1991 | Base, Biarritz, Spring Edition, Touring | US5023 |
| 4.9L V8 300 CID | 1992 | Base, Touring | US5023 |
| 4.9L V8 300 CID | 1993 | Base | US5023 |
| 5.7L V8 350 CID | 1980 | Base; Cabriolet; Biarritz; 2 Outlets | US1120 |
| 5.7L V8 350 CID | 1980 | High performance - Base; Cabriolet; Biarritz; 2 Outlets | US1120H |
| 5.7L V8 350 CID | 1981 | Base; Base; Cabriolet, Biarritz; Brougham d'Elegance; 2 Outlets | US1120 |
| 5.7L V8 350 CID | 1981 | High performance - Base; Cabriolet; Biarritz; Brougham d'Elegance; 2 Outlets | US1120H |
| 5.7L V8 350 CID | 1982-1983 | Base; Cabriolet, Biarritz; Touring; 2 Outlets | US1120 |
| 5.7L V8 350 CID | 1982-1983 | High performance - Base; Cabriolet; Biarritz; Touring; 2 Outlets | US1120H |
| 5.7L V8 350 CID | 1984-1985 | Base; Cabriolet; Touring; 2 Outlets | US1120 |
| 5.7L V8 350 CID | 1984-1985 | High performance - Base; Cabriolet; Touring; 2 Outlets | US1120H |
| 6.0L V8 368 CID | 1980 | Base, Biarritz, Cabriolet | US5003 |
| 6.0L V8 368 CID | 1981 | Base, Biarritz, Cabriolet, Brougham d'Elegance | US5003 |
| 7.0L V8 425 CID | 1977-1978 | Main | US5003 |
| 7.7L V8 472 CID | 1968-1969 | Main | US851 |
| 7.7L V8 7735cc 472 CID | 1968-1969 | Main | US851 |
| 8.2L V8 500 CID | 1970-1973 | Main | US851 |
| 8.2L V8 8193cc 500 CID | 1970-1973 | Main | US851 |
| 8.2L V8 8195cc 500 CID | 1972-1973 | Main | US851 |

| Engine | Years | Application Description | USMW |
|-------------------------|-----------|--|----------|
| CADILLAC (CONT.) | | | |
| ESCALADE | | | |
| 5.3L V8 5328cc 325 CID | 2002-2005 | Base | US64 |
| 5.3L V8 5328cc 325 CID | 2002-2005 | Base; Includes thermostat and thermostat housing | US64-T |
| 5.7L V8 350 CID | 1999-2000 | Base | US5077 |
| 5.7L V8 350 CID | 1999-2000 | High performance - Base | US5077H |
| 6.0L V8 5967cc 364 CID | 2002-2006 | Base | US64 |
| 6.0L V8 5967cc 364 CID | 2002-2006 | Base; Includes thermostat and thermostat housing | US64-T |
| 6.0L V8 5967cc 364 CID | 2009 | Hybrid | US6009 |
| 6.0L V8 5967cc 364 CID | 2009 | Hybrid; Includes thermostat and thermostat housing | US6009-T |
| 6.0L V8 5967cc 364 CID | 2010-2013 | Hybrid Platinum; Hybrid; Includes thermostat and thermostat housing | US6009-T |
| 6.0L V8 5967cc 364 CID | 2010-2013 | Hybrid, Hybrid Platinum | US6009 |
| 6.2L V8 6162cc 376 CID | 2007 | Base | US6009 |
| 6.2L V8 6162cc 376 CID | 2007 | Base; Includes thermostat and thermostat housing | US6009-T |
| 6.2L V8 6162cc 376 CID | 2008-2010 | Base, Platinum | US6009 |
| 6.2L V8 6162cc 376 CID | 2008-2010 | Base; Platinum; Includes thermostat and thermostat housing | US6009-T |
| 6.2L V8 6162cc 376 CID | 2011-2014 | Base, Luxury, Premium, Platinum | US6009 |
| 6.2L V8 6162cc 376 CID | 2011-2014 | Base; Luxury; Premium; Platinum; Includes thermostat and thermostat housing | US6009-T |
| ESCALADE ESV | | | |
| 6.0L V8 5967cc 364 CID | 2003-2006 | Base | US64 |
| 6.0L V8 5967cc 364 CID | 2003-2006 | Base; Includes thermostat and thermostat housing | US64-T |
| 6.2L V8 6162cc 376 CID | 2007 | Base | US6009 |
| 6.2L V8 6162cc 376 CID | 2007 | Base; Includes thermostat and thermostat housing | US6009-T |
| 6.2L V8 6162cc 376 CID | 2008-2010 | Base, Platinum | US6009 |
| 6.2L V8 6162cc 376 CID | 2008-2010 | Base; Platinum; Includes thermostat and thermostat housing | US6009-T |
| 6.2L V8 6162cc 376 CID | 2011-2014 | Base, Luxury, Premium, Platinum | US6009 |
| 6.2L V8 6162cc 376 CID | 2011-2014 | Base; Luxury; Premium; Platinum; Includes thermostat and thermostat housing | US6009-T |
| ESCALADE EXT | | | |
| 6.0L V8 5967cc 364 CID | 2002-2006 | Base | US64 |
| 6.0L V8 5967cc 364 CID | 2002-2006 | Base; Includes thermostat and thermostat housing | US64-T |
| 6.2L V8 6162cc 376 CID | 2007-2010 | Base | US6009 |
| 6.2L V8 6162cc 376 CID | 2007-2010 | Base; Includes thermostat and thermostat housing | US6009-T |
| 6.2L V8 6162cc 376 CID | 2011-2013 | Base, Luxury, Premium | US6009 |
| 6.2L V8 6162cc 376 CID | 2011-2013 | Base; Luxury; Premium; Includes thermostat and thermostat housing | US6009-T |
| FLEETWOOD | | | |
| 4.1L V6 252 CID | 1980-1982 | Brougham, Brougham d'Elegance | US1018 |
| 4.1L V6 252 CID | 1980-1982 | High performance - Brougham d'Elegance, Brougham | US1018H |
| 4.1L V8 250 CID | 1982-1985 | Brougham, Brougham d'Elegance | US5010 |
| 4.1L V8 250 CID | 1985 | 75, 75 Formal, Base, d'Elegance | US5023 |
| 4.1L V8 250 CID | 1986 | 75, 75 Formal, Base | US5023 |
| 4.1L V8 250 CID | 1987 | 60 Special, d'Elegance, 75, 75 Formal, Base | US5023 |
| 4.3L V6 260 CID | 1985 | 75 Formal, 75, Base, d'Elegance; W/O Pulley | US5014 |
| 4.3L V6 260 CID | 1985 | 75, 75 Formal, Base, d'Elegance | US5014P |
| 4.5L V8 273 CID | 1988-1990 | 60 Special, Base, d'Elegance | US5023 |
| 4.9L V8 300 CID | 1991-1992 | 60 Special, Base, d'Elegance | US5023 |
| 5.0L V8 307 CID | 1986 | Brougham d'Elegance; Brougham; 2 Outlets | US1120 |
| 5.0L V8 307 CID | 1986 | High performance - Brougham d'Elegance; Brougham; 2 Outlets | US1120H |
| 5.7L V8 350 CID | 1980-1985 | Brougham d'Elegance; Brougham; 2 Outlets | US1120 |
| 5.7L V8 350 CID | 1980-1985 | High performance - Brougham d'Elegance; Brougham; 2 Outlets | US1120H |
| 5.7L V8 350 CID | 1993 | Base, Brougham | US5049 |
| 5.7L V8 350 CID | 1993 | High performance - Base, Brougham | US5049H |

| Engine | Years | Application Description | USMW |
|------------------------|-----------|--|---------|
| 5.7L V8 350 CID | 1994-1996 | Base, Brougham | US5069 |
| 6.0L V8 368 CID | 1980-1981 | Base, Formal, Brougham, Brougham d'Elegance | US5003 |
| 6.0L V8 368 CID | 1982-1984 | Base, Formal | US5003 |
| 7.0L V8 425 CID | 1977-1979 | Main | US5003 |
| 7.7L V8 472 CID | 1968-1973 | Main | US851 |
| 7.7L V8 7735cc 472 CID | 1968-1973 | Main | US851 |
| SEVILLE | | | |
| 4.1L V6 252 CID | 1981-1982 | Base, Elegante | US1018 |
| 4.1L V6 252 CID | 1981-1982 | High performance - Base, Elegante | US1018H |
| 4.1L V8 250 CID | 1982-1985 | Base, Elegante | US5010 |
| 4.1L V8 250 CID | 1986 | Base, Elegante | US5023 |
| 4.1L V8 250 CID | 1987 | Base | US5023 |
| 4.5L V8 273 CID | 1988-1990 | Base, STS | US5023 |
| 4.6L V8 281 CID | 1993 | STS | US5064 |
| 4.6L V8 281 CID | 1994 | SLS, STS | US5064 |
| 4.6L V8 281 CID | 1995-2003 | SLS, STS | US5072 |
| 4.6L V8 281 CID | 2004 | SLS | US5072 |
| 4.9L V8 300 CID | 1991-1992 | Base, STS | US5023 |
| 4.9L V8 300 CID | 1993 | Base | US5023 |
| 5.7L V8 350 CID | 1980-1985 | Base; Base; Elegante; Elegante; 2 Outlets | US1120 |
| 5.7L V8 350 CID | 1980-1985 | High performance - Base, Elegante; 2 Outlets | US1120H |
| 6.0L V8 368 CID | 1980-1981 | Base, Elegante | US5003 |
| SRX | | | |
| 2.8L V6 2792cc 170 CID | 2010-2011 | Performance, Premium | US8932 |
| 3.0L V6 182 CID | 2010-2011 | Base, Luxury, Performance, Premium | US8932 |
| 3.6L V6 217 CID | 2004-2009 | Base | US8932 |
| 3.6L V6 217 CID | 2012-2013 | Base, Luxury, Performance, Premium | US8932 |
| 4.6L V8 281 CID | 2004-2009 | Base | US8955 |
| STS | | | |
| 3.6L V6 217 CID | 2005-2011 | Base | US8932 |
| 3.6L V6 217 CID | 2008-2009 | Base, Platinum | US8932 |
| 4.4L V8 4371cc 267 CID | 2006-2009 | V | US8955 |
| 4.6L V8 281 CID | 2005-2010 | Base | US8955 |
| 4.6L V8 281 CID | 2008-2009 | Base, Platinum | US8955 |
| XL8 | | | |
| 4.4L V8 4371cc 267 CID | 2006-2009 | V | US8955 |
| 4.6L V8 281 CID | 2004-2007 | Base | US8955 |
| 4.6L V8 281 CID | 2008 | Base, Platinum | US8955 |
| 4.6L V8 281 CID | 2009 | Platinum | US8955 |
| XTS | | | |
| 3.6L V6 217 CID | 2013 | Base, Livery, Luxury, Platinum, Premium | US8932 |
| CHECKER | | | |
| DELUXE | | | |
| 5.3L V8 5358cc 327 CID | 1969 | High performance - Main | US898H |
| 5.3L V8 5358cc 327 CID | 1969 | Main | US898 |
| MARATHON | | | |
| 4.6L V8 4638cc 283 CID | 1965-1967 | High performance - Main | US898H |
| 4.6L V8 4638cc 283 CID | 1965-1967 | Main | US898 |
| 5.0L V8 307 CID | 1968 | High performance - Main | US898H |
| 5.0L V8 307 CID | 1968 | Main | US898 |
| 5.0L V8 5031cc 307 CID | 1968 | High performance - Main | US898H |
| 5.0L V8 5031cc 307 CID | 1968 | Main | US898 |
| 5.3L V8 5358cc 327 CID | 1965-1969 | High performance - Main | US898H |
| 5.3L V8 5358cc 327 CID | 1965-1969 | Main | US898 |
| CHEVROLET | | | |
| ASTRA | | | |
| 1.8L L4 1796cc 110 CID | 2000 | FI (Mex) | US8933 |
| 1.8L L4 1796cc 110 CID | 2007-2008 | DOHC; MFI (Mex), Main (Mex) | US8933 |
| ASTRA (MEX) | | | |
| 1.8L L4 1780cc 108 CID | 2000 | With 23 teeth pulley | US8933 |
| 1.8L L4 1796cc 109 CID | 2001-2003 | With 23 teeth pulley | US8933 |
| 1.8L L4 1796cc 110 CID | 2007-2008 | With 23 teeth pulley | US8933 |
| 2.0L L4 1987cc 122 CID | 2004-2006 | | US9426 |
| 2.0L L4 1998cc 122 CID | 2007-2008 | | US9426 |
| 2.0L L4 2000cc 122 CID | 2006 | | US9426 |
| 2.2L L4 2190cc 134 CID | 2001-2003 | | US9426 |
| 2.4L L4 2409cc 147 CID | 2004-2006 | | US9426 |

| Engine | Years | Application Description | USMW |
|--------------------------|-----------|--|----------|
| CHEVROLET (CONT.) | | | |
| ASTRO | | | |
| 2.5L L4 2474cc 151 CID | 1985-1986 | Base, CL, CS | US5022 |
| 2.5L L4 2474cc 151 CID | 1987-1990 | Base, CL, CS, LT | US5040 |
| 4.3L V6 262 CID | 1985-1986 | Base, CL, CS | US1121 |
| 4.3L V6 262 CID | 1985-1986 | High performance - Base, CL, CS | US1121H |
| 4.3L V6 262 CID | 1987-1995 | Base, CL, CS, LT | US5049 |
| 4.3L V6 262 CID | 1987-1995 | High performance - Base, CL, CS, LT | US5049H |
| 4.3L V6 262 CID | 1996-2005 | Base, LS, LT | US5077 |
| 4.3L V6 262 CID | 1996-2005 | High performance - Base, LS, LT | US5077H |
| AVALANCHE | | | |
| 5.3L V8 5328cc 325 CID | 2007-2012 | LS, LT, LTZ | US6009 |
| 5.3L V8 5328cc 325 CID | 2007-2012 | LS, LT, LTZ; Includes thermostat and thermostat housing | US6009-T |
| 5.3L V8 5328cc 325 CID | 2013 | Black Diamond LS; Black Diamond LT; Black Diamond LTZ; Black Diamond LTZ | US6009 |
| 5.3L V8 5328cc 325 CID | 2013 | Black Diamond LS; Black Diamond LT; Black Diamond LTZ; Black Diamond LTZ; Includes thermostat and thermostat housing | US6009-T |
| 6.0L V8 5967cc 364 CID | 2007-2009 | LT, LTZ | US6009 |
| 6.0L V8 5967cc 364 CID | 2007-2009 | LT; LTZ; Includes thermostat and thermostat housing | US6009-T |
| AVALANCHE (MEX) | | | |
| 5.3L V8 5328cc 325 CID | 2010-2012 | | US6009 |
| AVALANCHE 1500 | | | |
| 5.3L V8 5328cc 325 CID | 2002 | Base, Z71, On Road Edition | US64 |
| 5.3L V8 5328cc 325 CID | 2002 | Base; Z71; On Road Edition; Includes thermostat and thermostat housing | US64-T |
| 5.3L V8 5328cc 325 CID | 2003 | Base, Z71, North Face, WBH, On Road Edition | US64 |
| 5.3L V8 5328cc 325 CID | 2003 | Base; Z71; North Face; WBH; On Road Edition; Includes thermostat and thermostat housing | US64-T |
| 5.3L V8 5328cc 325 CID | 2004 | Base, Z71, Z66 | US64 |
| 5.3L V8 5328cc 325 CID | 2004 | Base; Z71; Z66; Includes thermostat and thermostat housing | US64-T |
| 5.3L V8 5328cc 325 CID | 2005 | Base; LS; LT Z66; Z71 | US64 |
| 5.3L V8 5328cc 325 CID | 2005 | Base; LS; LT Z66; Z71 Includes thermostat and thermostat housing | US64-T |
| 5.3L V8 5328cc 325 CID | 2006 | LS; LT; Z66, Z71 | US64 |
| 5.3L V8 5328cc 325 CID | 2006 | LS; LT; Z66, Z71 Includes thermostat and thermostat housing | US64-T |
| AVALANCHE 2500 | | | |
| 8.1L V8 496 CID | 2002-2004 | Base | US5089 |
| 8.1L V8 496 CID | 2002-2004 | High performance - Base | US5089H |
| 8.1L V8 496 CID | 2005-2006 | High performance - LS, LT | US5089H |
| 8.1L V8 496 CID | 2005-2006 | LS, LT | US5089 |
| AVEO | | | |
| 1.6L L4 1598cc 98 CID | 2004 | Base, LS | US6046 |
| 1.6L L4 1598cc 98 CID | 2005-2006 | LS, LT, Special Value | US6046 |
| 1.6L L4 1598cc 98 CID | 2007-2008 | LS, LT | US6046 |
| 1.6L L4 1598cc 98 CID | 2009-2011 | LS, LT | US6184 |
| AVEO (MEX) | | | |
| 1.6L L4 1598cc 97 CID | 2012 | LS; LT; LTZ; E-Tec II Motor | US6046 |
| 1.6L L4 1598cc 97 CID | 2012 | LS; LT; LTZ; Z16XER Motor | US6184 |
| 1.6L L4 1598cc 97 CID | 2013-2016 | LS, LT, LTZ | US6046 |
| AVEO (MEX) | | | |
| 1.6L L4 1598cc 97 CID | 2010-2011 | E-Tec II Motor | US6046 |
| 1.6L L4 1598cc 97 CID | 2010-2011 | Z16XER Motor | US6184 |
| AVEO5 | | | |
| 1.6L L4 1598cc 98 CID | 2007-2008 | LS, Special Value | US6046 |
| 1.6L L4 1598cc 98 CID | 2009-2011 | LS, LT | US6184 |
| B60 | | | |
| 6.0L V8 366 CID | 1980-1989 | | US5084 |
| 6.0L V8 366 CID | 1990 | Thread on pulley | US5078 |
| 6.0L V8 366 CID | 1990 | Without threaded pulley | US5084 |
| 6.0L V8 366 CID | 1991 | | US5078 |
| 7.0L V8 427 CID | 1980-1985 | | US5084 |

| Engine | Years | Application Description | USMW |
|------------------------|-----------|-------------------------------------|---------|
| B7 | | | |
| 6.0L V8 366 CID | 1993-1998 | | US5078 |
| 7.0L V8 6998cc 427 CID | 1994-1998 | B7T042; Bus (School) - Cab Forward | US5078 |
| 7.4L V8 454 CID | 1999-2000 | B7T042 | US5084 |
| BEL AIR | | | |
| 4.3L L6 4278cc 261 CID | 1959-1960 | High performance - Main | US898H |
| 4.3L L6 4278cc 261 CID | 1959-1960 | Main | US898 |
| 4.3L V8 265 CID | 1955-1957 | High performance - Main | US898H |
| 4.3L V8 265 CID | 1955-1957 | Main | US898 |
| 4.3L V8 4343cc 265 CID | 1955-1957 | High performance - Main | US898H |
| 4.3L V8 4343cc 265 CID | 1955-1957 | Main | US898 |
| 4.6L V8 283 CID | 1957 | High performance - Main | US898H |
| 4.6L V8 283 CID | 1957 | Main | US898 |
| 4.6L V8 4638cc 283 CID | 1957-1967 | High performance - Main | US898H |
| 4.6L V8 4638cc 283 CID | 1957-1967 | Main | US898 |
| 5.0L V8 307 CID | 1968 | High performance - Main | US898H |
| 5.0L V8 307 CID | 1968 | Main | US898 |
| 5.0L V8 5031cc 307 CID | 1968 | High performance - Main | US898H |
| 5.0L V8 5031cc 307 CID | 1968 | Main | US898 |
| 5.3L V8 5272cc 322 CID | 1959 | High performance - Main | US898H |
| 5.3L V8 5272cc 322 CID | 1959 | Main | US898 |
| 5.3L V8 5358cc 327 CID | 1962-1969 | High performance - Main | US898H |
| 5.3L V8 5358cc 327 CID | 1962-1969 | Main | US898 |
| 5.4L V8 327 CID | 1968-1969 | High performance - Main | US898H |
| 5.4L V8 327 CID | 1968-1969 | Main | US898 |
| 5.7L V8 350 CID | 1969-1972 | High performance - Main | US898H |
| 5.7L V8 350 CID | 1969-1972 | Main | US898 |
| 5.7L V8 5704cc 348 CID | 1958-1961 | High performance - Main | US898H |
| 5.7L V8 5704cc 348 CID | 1958-1961 | Main | US898 |
| 5.7L V8 5736cc 350 CID | 1969-1972 | High performance - Main | US898H |
| 5.7L V8 5736cc 350 CID | 1969-1972 | Main | US898 |
| 5.7L V8 5737cc 350 CID | 1972 | High performance - Main | US898H |
| 5.7L V8 5737cc 350 CID | 1972 | Main | US898 |
| 6.5L V8 396 CID | 1968-1969 | Main | US981 |
| 6.5L V8 6489cc 396 CID | 1966-1969 | Main | US981 |
| 6.6L V8 400 CID | 1970-1972 | Main | US981 |
| 6.6L V8 400 CID | 1975 | High performance - Main | US1109H |
| 6.6L V8 400 CID | 1975 | Main | US1109 |
| 6.6L V8 402 CID | 1971-1972 | Main | US981 |
| 6.6L V8 6555cc 400 CID | 1970-1972 | Main | US981 |
| 6.6L V8 6556cc 400 CID | 1970-1972 | Main | US981 |
| 6.6L V8 6588cc 402 CID | 1970-1972 | Main | US981 |
| 7.0L V8 427 CID | 1968-1969 | Main | US981 |
| 7.0L V8 6998cc 427 CID | 1966-1969 | Main | US981 |
| 7.4L V8 454 CID | 1975 | Base; Main | US1002 |
| 7.4L V8 454 CID | 1975 | High performance - Base; Main | US1002H |
| BERETTA | | | |
| 2.0L L4 122 CID | 1987-1989 | Base | US5032 |
| 2.2L L4 134 CID | 1990 | Base, Indianapolis 500 Pace Car | US5032 |
| 2.2L L4 134 CID | 1991 | Base | US5032 |
| 2.2L L4 2190cc 134 CID | 1992-1993 | Base, GT | US5032 |
| 2.2L L4 2190cc 134 CID | 1994-1996 | Base | US5032 |
| 2.3L L4 140 CID | 1990 | GTZ, Indianapolis 500 Pace Car | US5043 |
| 2.3L L4 140 CID | 1991-1993 | GTZ | US5043 |
| 2.3L L4 140 CID | 1994 | Z26 | US5043 |
| 2.8L V6 173 CID | 1987-1988 | Base | US5033 |
| 2.8L V6 173 CID | 1989 | Base, GT | US5033 |
| 3.1L V6 189 CID | 1990 | Base, GT, Indianapolis 500 Pace Car | US5033 |
| 3.1L V6 189 CID | 1991-1993 | Base, GT, GTZ | US5033 |
| 3.1L V6 189 CID | 1994-1996 | Base, Z26 | US5033 |
| BISCAYNE | | | |
| 4.6L V8 283 CID | 1960 | High performance - Main | US898H |
| 4.6L V8 283 CID | 1960 | Main | US898 |
| 4.6L V8 4638cc 283 CID | 1958-1967 | High performance - Main | US898H |
| 4.6L V8 4638cc 283 CID | 1958-1967 | Main | US898 |
| 5.0L V8 307 CID | 1968 | High performance - Main | US898H |
| 5.0L V8 307 CID | 1968 | Main | US898 |
| 5.0L V8 5031cc 307 CID | 1968 | High performance - Main | US898H |
| 5.0L V8 5031cc 307 CID | 1968 | Main | US898 |

| Engine | Years | Application Description | USMW |
|--------------------------|-----------|--|---------|
| CHEVROLET (CONT.) | | | |
| BISCAYNE (CONT.) | | | |
| 5.3L V8 5358cc 327 CID | 1962-1969 | High performance - Main | US898H |
| 5.3L V8 5358cc 327 CID | 1962-1969 | Main | US898 |
| 5.4L V8 327 CID | 1968-1969 | High performance - Main | US898H |
| 5.4L V8 327 CID | 1968-1969 | Main | US898 |
| 5.7L V8 348 CID | 1960 | High performance - Main | US898H |
| 5.7L V8 348 CID | 1960 | Main | US898 |
| 5.7L V8 350 CID | 1969-1972 | High performance - Main | US898H |
| 5.7L V8 350 CID | 1969-1972 | Main | US898 |
| 5.7L V8 5704cc 348 CID | 1958-1961 | High performance - Main | US898H |
| 5.7L V8 5704cc 348 CID | 1958-1961 | Main | US898 |
| 5.7L V8 5736cc 350 CID | 1969-1972 | High performance - Main | US898H |
| 5.7L V8 5736cc 350 CID | 1969-1972 | Main | US898 |
| 5.7L V8 5737cc 350 CID | 1972 | High performance - Main | US898H |
| 5.7L V8 5737cc 350 CID | 1972 | Main | US898 |
| 6.5L V8 396 CID | 1968-1969 | Main | US981 |
| 6.5L V8 6489cc 396 CID | 1966-1969 | Main | US981 |
| 6.6L V8 400 CID | 1970-1972 | Main | US981 |
| 6.6L V8 402 CID | 1971-1972 | Main | US981 |
| 6.6L V8 6555cc 400 CID | 1970-1972 | Main | US981 |
| 6.6L V8 6556cc 400 CID | 1970-1972 | Main | US981 |
| 6.6L V8 6588cc 402 CID | 1970-1972 | Main | US981 |
| 7.0L V8 427 CID | 1968-1969 | Main | US981 |
| 7.0L V8 6998cc 427 CID | 1966-1969 | Main | US981 |
| BLAZER | | | |
| 4.3L V6 262 CID | 1995 | Base, LT | US5049 |
| 4.3L V6 262 CID | 1995 | High performance - Base, LT | US5049H |
| 4.3L V6 262 CID | 1996-1997 | Base, LS, LT | US5077 |
| 4.3L V6 262 CID | 1996-1997 | High performance - Base, LS, LT | US5077H |
| 4.3L V6 262 CID | 1998 | Base | US5077 |
| 4.3L V6 262 CID | 1998 | High performance - Base | US5077H |
| 4.3L V6 262 CID | 1999 | Base, LS; LT; Trailblazer | US5077 |
| 4.3L V6 262 CID | 1999 | High performance - Base, Ft; LS; VIN W, Ft; LT; VIN W, Trailblazer | US5077H |
| 4.3L V6 262 CID | 2000 | High performance - LS; LT; Trailblazer | US5077H |
| 4.3L V6 262 CID | 2000 | LS; LT; Trailblazer | US5077 |
| 4.3L V6 262 CID | 2001 | High performance - LS; LT; Trailblazer, Xtreme | US5077H |
| 4.3L V6 262 CID | 2001 | LS; LT; Trailblazer, Xtreme | US5077 |
| 4.3L V6 262 CID | 2002 | High performance - LS, Xtreme | US5077H |
| 4.3L V6 262 CID | 2002 | LS, Xtreme | US5077 |
| 4.3L V6 262 CID | 2003-2004 | High performance - LS, Xtreme, ZR2 | US5077H |
| 4.3L V6 262 CID | 2003-2004 | LS, Xtreme, ZR2 | US5077 |
| 4.3L V6 262 CID | 2005 | Base, Xtreme, ZR2 | US5077 |
| 4.3L V6 262 CID | 2005 | High performance - Base, Xtreme, ZR2 | US5077H |
| 4.8L L6 292 CID | 1970-1973 | Main | US896 |
| 4.8L L6 4786cc 292 CID | 1973 | Main | US896 |
| 4.8L L6 4801cc 292 CID | 1969-1974 | Main | US896 |
| 5.0L V8 305 CID | 1987 | Custom Deluxe, Silverado | US1121 |
| 5.0L V8 305 CID | 1987 | High performance - Custom Deluxe, Silverado | US1121H |
| 5.0L V8 307 CID | 1969-1972 | High performance - Main | US898H |
| 5.0L V8 307 CID | 1969-1972 | Main | US898 |
| 5.0L V8 5031cc 307 CID | 1969-1972 | High performance - Main | US898H |
| 5.0L V8 5031cc 307 CID | 1969-1972 | Main | US898 |
| 5.7L V8 350 CID | 1969-1972 | High performance - Main | US898H |
| 5.7L V8 350 CID | 1969-1972 | Main | US898 |
| 5.7L V8 350 CID | 1987 | Custom Deluxe, Silverado | US1121 |
| 5.7L V8 350 CID | 1987 | High performance - Custom Deluxe, Silverado | US1121H |
| 5.7L V8 350 CID | 1988 | High performance - Scottsdale, Silverado | US1121H |
| 5.7L V8 350 CID | 1988 | Scottsdale, Silverado | US1121 |
| 5.7L V8 350 CID | 1989-1991 | High performance - Scottsdale, Silverado | US5049H |
| 5.7L V8 350 CID | 1989-1991 | Scottsdale, Silverado | US5049 |
| 5.7L V8 350 CID | 1992-1993 | Cheyenne, Silverado | US5049 |
| 5.7L V8 350 CID | 1992-1993 | High performance - Cheyenne, Silverado | US5049H |
| 5.7L V8 350 CID | 1994 | Base, Silverado Sport, Silverado | US5049 |
| 5.7L V8 350 CID | 1994 | High performance - Base, Silverado Sport, Silverado | US5049H |
| 5.7L V8 5736cc 350 CID | 1969-1972 | High performance - Main | US898H |

| Engine | Years | Application Description | USMW |
|-------------------------|-----------|--|---------|
| 5.7L V8 5736cc 350 CID | 1969-1972 | Main | US898 |
| 6.2L V8 379 CID | 1987 | Custom Deluxe, Silverado | US5008 |
| 6.2L V8 379 CID | 1988-1991 | Scottsdale, Silverado | US5008 |
| 6.5L V8 395 CID | 1994 | Base, Silverado, Silverado Sport | US5062 |
| BOSS TRUCK (MEX) | | | |
| 5.7L V8 5700cc 350 CID | 1996-1997 | | US5077 |
| BROOKWOOD | | | |
| 4.6L V8 283 CID | 1958 | High performance - Main | US898H |
| 4.6L V8 283 CID | 1958 | Main | US898 |
| 4.6L V8 4638cc 283 CID | 1959-1961 | High performance - Main | US898H |
| 4.6L V8 4638cc 283 CID | 1959-1961 | Main | US898 |
| 5.0L V8 5031cc 307 CID | 1969-1972 | High performance - Main | US898H |
| 5.0L V8 5031cc 307 CID | 1969-1972 | Main | US898 |
| 5.3L V8 5358cc 327 CID | 1969 | High performance - Main | US898H |
| 5.3L V8 5358cc 327 CID | 1969 | Main | US898 |
| 5.7L V8 348 CID | 1958 | High performance - Main | US898H |
| 5.7L V8 348 CID | 1958 | Main | US898 |
| 5.7L V8 350 CID | 1969-1972 | High performance - Main | US898H |
| 5.7L V8 350 CID | 1969-1972 | Main | US898 |
| 5.7L V8 5704cc 348 CID | 1959-1961 | High performance - Main | US898H |
| 5.7L V8 5704cc 348 CID | 1959-1961 | Main | US898 |
| 5.7L V8 5736cc 350 CID | 1969-1972 | High performance - Main | US898H |
| 5.7L V8 5736cc 350 CID | 1969-1972 | Main | US898 |
| 5.7L V8 5737cc 350 CID | 1972 | High performance - Main | US898H |
| 5.7L V8 5737cc 350 CID | 1972 | Main | US898 |
| C10 | | | |
| 4.1L L6 250 CID | 1975-1977 | Main | US1110 |
| 4.1L L6 250 CID | 1978-1979 | Main | US1107 |
| 4.1L L6 250 CID | 1980 | Big Ten, Cheyenne, Custom Deluxe, Scottsdale, Silverado | US1107 |
| 4.1L L6 250 CID | 1981 | Custom, Deluxe | US1107 |
| 4.1L L6 250 CID | 1982-1984 | Custom, Scottsdale, Silverado | US1107 |
| 4.1L L6 250 CID | 1983 | Custom, Silverado | US1107 |
| 4.1L L6 4097cc 250 CID | 1979 | Main (Mex) | US1107 |
| 4.3L V6 262 CID | 1985-1986 | Custom, Scottsdale, Silverado | US1121 |
| 4.3L V6 262 CID | 1985-1986 | High performance - Custom, Scottsdale, Silverado | US1121H |
| 4.8L L6 292 CID | 1980 | Big Ten, Cheyenne, Custom Deluxe, Scottsdale, Silverado | US5030 |
| 5.0L V8 305 CID | 1977-1979 | High performance - Main | US1121H |
| 5.0L V8 305 CID | 1977-1979 | Main | US1121 |
| 5.0L V8 305 CID | 1980 | Big Ten, Cheyenne, Custom Deluxe, Scottsdale, Silverado | US1121 |
| 5.0L V8 305 CID | 1980 | High performance - Big Ten, Cheyenne, Custom Deluxe, Scottsdale, Silverado | US1121H |
| 5.0L V8 305 CID | 1981 | Custom, Deluxe | US1121 |
| 5.0L V8 305 CID | 1981 | High performance - Custom, Deluxe | US1121H |
| 5.0L V8 305 CID | 1982-1986 | High performance - Custom; Silverado; Scottsdale | US1121H |
| 5.0L V8 305 CID | 1982 | Custom; Custom; Silverado; Silverado; Scottsdale; Scottsdale | US1121 |
| 5.0L V8 305 CID | 1983 | Custom; Silverado | US1121 |
| 5.0L V8 305 CID | 1983 | High performance - Custom; Custom; Silverado; Silverado; | US1121H |
| 5.0L V8 305 CID | 1984-1986 | Custom; Silverado; Scottsdale | US1121 |
| 5.7L V8 350 CID | 1975-1976 | High performance - Main | US1109H |
| 5.7L V8 350 CID | 1975-1976 | Main | US1109 |
| 5.7L V8 350 CID | 1977-1979 | High performance - Main | US1121H |
| 5.7L V8 350 CID | 1977-1979 | Main | US1121 |
| 5.7L V8 350 CID | 1980 | Big Ten; Cheyenne, Deluxe, Custom Deluxe; Scottsdale; Silverado | US1121 |
| 5.7L V8 350 CID | 1980 | High performance - Big Ten; Cheyenne, Deluxe, Custom Deluxe; Scottsdale; Silverado | US1121H |
| 5.7L V8 350 CID | 1981 | Custom, Deluxe | US1121 |
| 5.7L V8 350 CID | 1981 | High performance - Custom, Deluxe | US1121H |
| 5.7L V8 350 CID | 1982 | Custom; Silverado; Scottsdale | US1121 |
| 5.7L V8 350 CID | 1982 | High performance - Custom; Silverado; Scottsdale | US1121H |
| 5.7L V8 350 CID | 1983 | Custom; Silverado | US1121 |

| Engine | Years | Application Description | USMW |
|--------------------------|-----------|--|---------|
| CHEVROLET (CONT.) | | | |
| C10 (CONT.) | | | |
| 5.7L V8 350 CID | 1983 | High performance - Custom; Silverado | US1121H |
| 5.7L V8 350 CID | 1984-1986 | Custom, Scottsdale, Silverado | US1121 |
| 5.7L V8 350 CID | 1984-1986 | High performance - Custom, Scottsdale, Silverado | US1121H |
| 6.2L V8 379 CID | 1982-1986 | Custom, Silverado, Scottsdale | US5008 |
| 6.2L V8 379 CID | 1983 | Custom, Silverado | US5008 |
| 6.6L V8 400 CID | 1976 | High performance - Main | US1109H |
| 6.6L V8 400 CID | 1976 | Main | US1109 |
| 6.6L V8 400 CID | 1977-1979 | High performance - Main | US1121H |
| 6.6L V8 400 CID | 1977-1979 | Main | US1121 |
| 6.6L V8 400 CID | 1980 | Big Ten, Cheyenne, Custom Deluxe, Scottsdale, Silverado | US1121 |
| 6.6L V8 400 CID | 1980 | High performance - Big Ten, Cheyenne, Custom Deluxe, Scottsdale, Silverado | US1121H |
| 7.4L V8 454 CID | 1975-1979 | High performance - Main | US1002H |
| 7.4L V8 454 CID | 1975-1979 | Main | US1002 |
| 7.4L V8 454 CID | 1980 | Big Ten, Cheyenne, Custom Deluxe, Scottsdale, Silverado | US1002 |
| 7.4L V8 454 CID | 1980 | High performance - Big Ten, Cheyenne, Custom Deluxe, Scottsdale, Silverado | US1002H |
| C10 (MEX) | | | |
| 4.1L L6 4100cc 250 CID | 1979-1984 | | US1107 |
| 4.8L L6 4800cc 292 CID | 1981-1986 | | US5030 |
| 4.8L L6 4800cc 292 CID | 1982-1986 | | US896 |
| 5.7L V8 5700cc 350 CID | 1981-1987 | | US1121 |
| C10 PICKUP | | | |
| 4.3L L6 4278cc 261 CID | 1961-1962 | High performance - Main | US898H |
| 4.3L L6 4278cc 261 CID | 1961-1962 | Main | US898 |
| 4.6L V8 4638cc 283 CID | 1960-1967 | High performance - Main | US898H |
| 4.6L V8 4638cc 283 CID | 1960-1967 | Main | US898 |
| 4.8L L6 292 CID | 1968-1974 | Main | US896 |
| 4.8L L6 4786cc 292 CID | 1973-1974 | Main | US896 |
| 4.8L L6 4801cc 292 CID | 1965-1974 | Main | US896 |
| 5.0L V8 307 CID | 1968-1972 | High performance - Main | US898H |
| 5.0L V8 307 CID | 1968-1972 | Main | US898 |
| 5.0L V8 5031cc 307 CID | 1968-1972 | High performance - Main | US898H |
| 5.0L V8 5031cc 307 CID | 1968-1972 | Main | US898 |
| 5.3L V8 5358cc 327 CID | 1966-1969 | High performance - Main | US898H |
| 5.3L V8 5358cc 327 CID | 1966-1969 | Main | US898 |
| 5.4L V8 327 CID | 1968 | High performance - Main | US898H |
| 5.4L V8 327 CID | 1968 | Main | US898 |
| 5.7L V8 350 CID | 1969-1972 | High performance - Main | US898H |
| 5.7L V8 350 CID | 1969-1972 | Main | US898 |
| 5.7L V8 5704cc 348 CID | 1960-1961 | High performance - Main | US898H |
| 5.7L V8 5704cc 348 CID | 1960-1961 | Main | US898 |
| 5.7L V8 5736cc 350 CID | 1969-1972 | High performance - Main | US898H |
| 5.7L V8 5736cc 350 CID | 1969-1972 | Main | US898 |
| 5.7L V8 5737cc 350 CID | 1972 | High performance - Main | US898H |
| 5.7L V8 5737cc 350 CID | 1972 | Main | US898 |
| 6.5L V8 396 CID | 1968-1969 | Main | US981 |
| 6.5L V8 6489cc 396 CID | 1968-1969 | Main | US981 |
| 6.6L V8 402 CID | 1970-1972 | Main | US981 |
| 6.6L V8 6588cc 402 CID | 1970-1972 | Main | US981 |
| C10 SUBURBAN | | | |
| 4.1L L6 250 CID | 1975-1977 | Main | US1110 |
| 4.1L L6 250 CID | 1978-1979 | Main | US1107 |
| 4.1L L6 250 CID | 1980 | Custom Deluxe, Scottsdale, Silverado | US1107 |
| 4.6L V8 4638cc 283 CID | 1967 | High performance - Main | US898H |
| 4.6L V8 4638cc 283 CID | 1967 | Main | US898 |
| 4.8L L6 292 CID | 1968-1974 | Main | US896 |
| 4.8L L6 4786cc 292 CID | 1973-1974 | Main | US896 |
| 4.8L L6 4801cc 292 CID | 1967-1974 | Main | US896 |
| 5.0L V8 305 CID | 1977-1979 | High performance - Main | US1121H |
| 5.0L V8 305 CID | 1977-1979 | Main | US1121 |
| 5.0L V8 305 CID | 1980 | Custom Deluxe, Scottsdale, Silverado | US1121 |

| Engine | Years | Application Description | USMW |
|------------------------|-----------|---|---------|
| 5.0L V8 305 CID | 1980 | High performance - Custom Deluxe, Scottsdale, Silverado | US1121H |
| 5.0L V8 305 CID | 1981 | Custom, Deluxe | US1121 |
| 5.0L V8 305 CID | 1981 | High performance - Custom, Deluxe | US1121H |
| 5.0L V8 305 CID | 1982-1986 | Custom, Silverado, Scottsdale | US1121 |
| 5.0L V8 305 CID | 1982-1986 | High performance - Custom, Silverado, Scottsdale | US1121H |
| 5.0L V8 305 CID | 1983 | Custom; Silverado | US1121 |
| 5.0L V8 305 CID | 1983 | High performance - Custom; Silverado | US1121H |
| 5.0L V8 307 CID | 1968-1972 | High performance - Main | US898H |
| 5.0L V8 307 CID | 1968-1972 | Main | US898 |
| 5.0L V8 5031cc 307 CID | 1968-1972 | High performance - Main | US898H |
| 5.0L V8 5031cc 307 CID | 1968-1972 | Main | US898 |
| 5.3L V8 5358cc 327 CID | 1967-1969 | High performance - Main | US898H |
| 5.3L V8 5358cc 327 CID | 1967-1969 | Main | US898 |
| 5.4L V8 327 CID | 1968 | High performance - Main | US898H |
| 5.4L V8 327 CID | 1968 | Main | US898 |
| 5.7L V8 350 CID | 1969-1972 | High performance - Main | US898H |
| 5.7L V8 350 CID | 1969-1972 | Main | US898 |
| 5.7L V8 350 CID | 1975-1976 | High performance - Main | US1109H |
| 5.7L V8 350 CID | 1975-1976 | Main | US1109 |
| 5.7L V8 350 CID | 1977-1979 | High performance - Main | US1121H |
| 5.7L V8 350 CID | 1977-1979 | Main | US1121 |
| 5.7L V8 350 CID | 1980 | Custom Deluxe, Scottsdale; Silverado | US1121 |
| 5.7L V8 350 CID | 1980 | High performance - Custom Deluxe; Scottsdale; Silverado | US1121H |
| 5.7L V8 350 CID | 1981 | Custom, Deluxe | US1121 |
| 5.7L V8 350 CID | 1981 | High performance - Custom, Deluxe | US1121H |
| 5.7L V8 350 CID | 1982-1986 | Custom, Scottsdale, Silverado | US1121 |
| 5.7L V8 350 CID | 1982-1986 | High performance - Custom, Scottsdale, Silverado | US1121H |
| 5.7L V8 350 CID | 1983 | Custom, Silverado | US1121 |
| 5.7L V8 350 CID | 1983 | High performance - Custom, Silverado | US1121H |
| 5.7L V8 5736cc 350 CID | 1969-1972 | High performance - Main | US898H |
| 5.7L V8 5736cc 350 CID | 1969-1972 | Main | US898 |
| 6.2L V8 379 CID | 1982-1986 | Custom, Silverado, Scottsdale | US5008 |
| 6.2L V8 379 CID | 1983 | Custom, Silverado | US5008 |
| 6.5L V8 396 CID | 1968-1969 | Main | US981 |
| 6.5L V8 6489cc 396 CID | 1968-1969 | Main | US981 |
| 6.6L V8 402 CID | 1970-1972 | Main | US981 |
| 6.6L V8 6588cc 402 CID | 1970-1972 | Main | US981 |
| 7.4L V8 454 CID | 1975-1979 | High performance - Main | US1002H |
| 7.4L V8 454 CID | 1975-1979 | Main | US1002 |
| 7.4L V8 454 CID | 1980 | Custom Deluxe, Scottsdale; Silverado | US1002 |
| 7.4L V8 454 CID | 1980 | High performance - Custom Deluxe; Scottsdale; Silverado | US1002H |
| C1405 (MEX) | | | |
| 4.7L V8 4738cc 283 CID | 1965-1966 | Panel | US898 |
| 4.8L L6 4800cc 292 CID | 1965-1966 | Panel | US896 |
| C1500 | | | |
| 4.3L V6 262 CID | 1988-1989 | Cheyenne, Silverado, Scottsdale | US5049 |
| 4.3L V6 262 CID | 1988-1989 | High performance - Cheyenne, Silverado, Scottsdale | US5049H |
| 4.3L V6 262 CID | 1990-1992 | Cheyenne, Silverado, Scottsdale, WT | US5049 |
| 4.3L V6 262 CID | 1990-1992 | High performance - Cheyenne, Silverado, Scottsdale, WT | US5049H |
| 4.3L V6 262 CID | 1993 | Cheyenne, Silverado, WT | US5049 |
| 4.3L V6 262 CID | 1993 | High performance - Cheyenne, Silverado, WT | US5049H |
| 4.3L V6 262 CID | 1994-1995 | Base, Cheyenne, Silverado, WT | US5049 |
| 4.3L V6 262 CID | 1994-1995 | High performance - Base, Cheyenne, Silverado, WT | US5049H |
| 4.3L V6 262 CID | 1996-1997 | Base, Cheyenne, Silverado, WT | US5077 |
| 4.3L V6 262 CID | 1996-1997 | High performance - Base, Cheyenne, Silverado, WT | US5077H |
| 4.3L V6 262 CID | 1998 | Cheyenne, Silverado, WT | US5077 |
| 4.3L V6 262 CID | 1998 | High performance - Cheyenne, Silverado, WT | US5077H |
| 5.0L V8 305 CID | 1988-1992 | Cheyenne, Silverado, Scottsdale | US5049 |
| 5.0L V8 305 CID | 1988-1992 | High performance - Cheyenne, Silverado, Scottsdale | US5049H |

| Engine | Years | Application Description | USMW |
|--------------------------|-----------|---|---------|
| CHEVROLET (CONT.) | | | |
| C1500 (CONT.) | | | |
| 5.0L V8 305 CID | 1990-1991 | Cheyenne, Silverado, Scottsdale, WT | US5049 |
| 5.0L V8 305 CID | 1990-1991 | High performance - Cheyenne, Silverado, Scottsdale, WT | US5049H |
| 5.0L V8 305 CID | 1993 | Cheyenne, Silverado, WT | US5049 |
| 5.0L V8 305 CID | 1993 | High performance - Cheyenne, Silverado, WT | US5049H |
| 5.0L V8 305 CID | 1994-1995 | Base, Cheyenne, Silverado, WT | US5049 |
| 5.0L V8 305 CID | 1994-1995 | High performance - Base, Cheyenne, Silverado, WT | US5049H |
| 5.0L V8 305 CID | 1996-1997 | Base, Cheyenne, Silverado, WT | US5077 |
| 5.0L V8 305 CID | 1996-1997 | High performance - Base, Cheyenne, Silverado, WT | US5077H |
| 5.0L V8 305 CID | 1998 | Cheyenne, Silverado, WT | US5077 |
| 5.0L V8 305 CID | 1998 | High performance - Cheyenne, Silverado, WT | US5077H |
| 5.0L V8 305 CID | 1999 | High performance - LS | US5077H |
| 5.0L V8 305 CID | 1999 | LS | US5077 |
| 5.7L V8 350 CID | 1988-1989 | Cheyenne, Scottsdale, Silverado | US5049 |
| 5.7L V8 350 CID | 1988-1989 | High performance - Cheyenne, Scottsdale, Silverado | US5049H |
| 5.7L V8 350 CID | 1990-1991 | Cheyenne, Scottsdale, Silverado, WT | US5049 |
| 5.7L V8 350 CID | 1990-1991 | High performance - Cheyenne, Scottsdale, Silverado, WT | US5049H |
| 5.7L V8 350 CID | 1992 | Cheyenne, Scottsdale, Silverado, WT; 6.9" Hub height | US5049 |
| 5.7L V8 350 CID | 1992 | Cheyenne; GAS, CNG; Cheyenne, CNG; Scottsdale, CNG; Silverado, CNG; WT, GAS; Scottsdale, GAS; Silverado, GAS; WT; 5.8" Hub height | US5073 |
| 5.7L V8 350 CID | 1992 | High performance - Cheyenne, Scottsdale, Silverado, WT; 6.9" Hub height | US5049H |
| 5.7L V8 350 CID | 1993 | Cheyenne, Silverado, WT | US5049 |
| 5.7L V8 350 CID | 1993 | High performance - Cheyenne, Silverado, WT | US5049H |
| 5.7L V8 350 CID | 1994-1995 | Base, Cheyenne, Silverado, WT | US5049 |
| 5.7L V8 350 CID | 1994-1995 | High performance - Base, Cheyenne, Silverado, WT | US5049H |
| 5.7L V8 350 CID | 1996-1997 | Base, Cheyenne, Silverado, WT | US5077 |
| 5.7L V8 350 CID | 1996-1997 | High performance - Base, Cheyenne, Silverado, WT | US5077H |
| 5.7L V8 350 CID | 1998 | Cheyenne, Silverado, WT | US5077 |
| 5.7L V8 350 CID | 1998 | High performance - Cheyenne, Silverado, WT | US5077H |
| 5.7L V8 350 CID | 1999 | High performance - LS | US5077H |
| 5.7L V8 350 CID | 1999 | LS | US5077 |
| 6.2L V8 379 CID | 1988-1989 | Cheyenne, Silverado, Scottsdale | US5062 |
| 6.2L V8 379 CID | 1990-1992 | Cheyenne, Silverado, Scottsdale, WT | US5062 |
| 6.2L V8 379 CID | 1993 | Cheyenne, Silverado, WT | US5062 |
| 6.5L V8 395 CID | 1994-1995 | Base; Cheyenne; Silverado; WT; Silverado | US5062 |
| 6.5L V8 395 CID | 1996 | Base; Early, Cheyenne; Early, Silverado; Early, WT; Early | US5062 |
| 6.5L V8 395 CID | 1996 | Base; Late, Cheyenne; Late, Silverado; Late, WT; Late | US5074 |
| 6.5L V8 395 CID | 1997 | Base, Cheyenne, Silverado, WT | US5074 |
| 6.5L V8 395 CID | 1998 | Cheyenne, Silverado, WT | US5074 |
| 7.4L V8 454 CID | 1990 | 454 SS, Cheyenne, Silverado, WT, Scottsdale | US5038 |
| 7.4L V8 454 CID | 1990 | High performance - 454 SS, Cheyenne, Silverado, WT, Scottsdale | US5038H |
| 7.4L V8 454 CID | 1991-1992 | 454 SS, Cheyenne, Silverado, WT | US5038 |
| 7.4L V8 454 CID | 1991-1993 | High performance - 454 SS, Cheyenne, Silverado, WT | US5038H |
| 7.4L V8 454 CID | 1993 | 454 SS | US5038 |
| C1500 (MEX) | | | |
| 4.1L L6 4100cc 250 CID | 1994-1997 | | US895 |
| 4.1L L6 4100cc 250 CID | 1998 | | US5030 |
| 4.3L V6 4300cc 262 CID | 1999 | | US5077 |
| 5.7L V8 5700cc 350 CID | 1988-1991 | | US5049 |
| 5.7L V8 5737cc 350 CID | 2000 | Sub | US5077 |
| C1500 SUBURBAN | | | |
| 5.7L V8 350 CID | 1992 | Base, Silverado; 5.8" Hub height | US5073 |

| Engine | Years | Application Description | USMW |
|-----------------|-----------|---|---------|
| 5.7L V8 350 CID | 1992 | Base, Silverado; 6.9" Hub height | US5049 |
| 5.7L V8 350 CID | 1992 | High performance - Base, Silverado; 6.9" Hub height | US5049H |
| 5.7L V8 350 CID | 1993-1994 | Base, Silverado | US5049 |
| 5.7L V8 350 CID | 1993-1994 | High performance - Base, Silverado | US5049H |
| 5.7L V8 350 CID | 1995 | Base, LS, LT | US5049 |
| 5.7L V8 350 CID | 1995 | High performance - Base, LS, LT | US5049H |
| 5.7L V8 350 CID | 1996-1997 | High performance - Base, LS, LT | US5077H |
| 5.7L V8 350 CID | 1996-1999 | Base, LS, LT | US5077 |
| 5.7L V8 350 CID | 1998-1999 | High performance - Base, LS | US5077H |
| 5.7L V8 350 CID | 1998 | Base, LS | US5077 |
| 6.5L V8 395 CID | 1995 | Base, LS, LT | US5062 |
| 6.5L V8 395 CID | 1996 | Base; Early, LS; Early, LT; Early | US5062 |
| 6.5L V8 395 CID | 1996 | Base; Late, LS; Late, LT; Late | US5074 |
| 6.5L V8 395 CID | 1997 | Base, LS, LT | US5074 |
| 6.5L V8 395 CID | 1998 | Base, LS | US5074 |
| 6.5L V8 395 CID | 1999 | Base, LS, LT | US5086 |
| 6.5L V8 395 CID | 1999 | Base, LS, LT; Bolt-on pulley | US5074 |
| C20 | | | |
| 4.1L L6 250 CID | 1975-1979 | Main | US1107 |
| 4.1L L6 250 CID | 1980 | Cheyenne, Custom Deluxe, Scottsdale, Silverado | US1107 |
| 4.1L L6 250 CID | 1981 | Custom, Deluxe | US1107 |
| 4.1L L6 250 CID | 1982-1984 | Custom, Scottsdale, Silverado | US1107 |
| 4.1L L6 250 CID | 1983 | Custom, Silverado | US1107 |
| 4.3L V6 262 CID | 1985-1986 | Custom, Scottsdale, Silverado | US1121 |
| 4.3L V6 262 CID | 1985-1986 | High performance - Custom, Scottsdale, Silverado | US1121H |
| 4.8L L6 292 CID | 1975-1977 | High performance - Main | US1137H |
| 4.8L L6 292 CID | 1975-1977 | Main | US1137 |
| 4.8L L6 292 CID | 1978-1979 | Main | US5030 |
| 4.8L L6 292 CID | 1980 | Cheyenne, Custom Deluxe, Scottsdale, Silverado | US5030 |
| 4.8L L6 292 CID | 1981 | Custom, Deluxe | US5030 |
| 4.8L L6 292 CID | 1982-1986 | Custom, Scottsdale, Silverado | US5030 |
| 4.8L L6 292 CID | 1983 | Custom, Silverado | US5030 |
| 5.0L V8 305 CID | 1977-1979 | High performance - Main | US1121H |
| 5.0L V8 305 CID | 1977-1979 | Main | US1121 |
| 5.0L V8 305 CID | 1980 | Cheyenne, Custom Deluxe, Scottsdale, Silverado | US1121 |
| 5.0L V8 305 CID | 1980 | High performance - Cheyenne, Custom Deluxe, Scottsdale, Silverado | US1121H |
| 5.0L V8 305 CID | 1981 | Custom, Deluxe | US1121 |
| 5.0L V8 305 CID | 1981 | High performance - Custom, Deluxe | US1121H |
| 5.0L V8 305 CID | 1982-1986 | Custom, Scottsdale, Silverado | US1121 |
| 5.0L V8 305 CID | 1982-1986 | High performance - Custom, Scottsdale, Silverado | US1121H |
| 5.0L V8 305 CID | 1983 | Custom, Silverado | US1121 |
| 5.0L V8 305 CID | 1983 | High performance - Custom, Silverado | US1121H |
| 5.7L V8 350 CID | 1975-1976 | High performance - Main | US1109H |
| 5.7L V8 350 CID | 1975-1976 | Main | US1109 |
| 5.7L V8 350 CID | 1977-1979 | High performance - Main | US1121H |
| 5.7L V8 350 CID | 1977-1979 | Main | US1121 |
| 5.7L V8 350 CID | 1980 | Cheyenne; Custom Delux, Scottsdale, Silverado | US1121 |
| 5.7L V8 350 CID | 1980 | High performance - Cheyenne; Custom Delux, Scottsdale, Silverado | US1121H |
| 5.7L V8 350 CID | 1981 | Custom, Deluxe | US1121 |
| 5.7L V8 350 CID | 1981 | High performance - Custom, Deluxe | US1121H |
| 5.7L V8 350 CID | 1982-1986 | Custom, Scottsdale, Silverado | US1121 |
| 5.7L V8 350 CID | 1982-1986 | High performance - Custom, Scottsdale, Silverado | US1121H |
| 5.7L V8 350 CID | 1983 | Custom, Silverado | US1121 |
| 5.7L V8 350 CID | 1983 | High performance - Custom, Silverado | US1121H |
| 6.2L V8 379 CID | 1982-1986 | Custom, Scottsdale, Silverado | US5008 |
| 6.6L V8 400 CID | 1976 | High performance - Main | US1109H |
| 6.6L V8 400 CID | 1976 | Main | US1109 |
| 6.6L V8 400 CID | 1977-1979 | High performance - Main | US1121H |
| 6.6L V8 400 CID | 1977-1979 | Main | US1121 |

| Engine | Years | Application Description | USMW |
|--------------------------|-----------|---|---------|
| CHEVROLET (CONT.) | | | |
| C20 (CONT.) | | | |
| 6.6L V8 400 CID | 1980 | Cheyenne, Custom Deluxe, Scottsdale, Silverado | US1121 |
| 6.6L V8 400 CID | 1980 | High performance - Cheyenne, Custom Deluxe, Scottsdale, Silverado | US1121H |
| 7.4L V8 454 CID | 1975-1979 | High performance - Main | US1002H |
| 7.4L V8 454 CID | 1975-1979 | Main | US1002 |
| 7.4L V8 454 CID | 1980 | Cheyenne, Custom Deluxe, Scottsdale, Silverado | US1002 |
| 7.4L V8 454 CID | 1980 | High performance - Cheyenne, Custom Deluxe, Scottsdale, Silverado | US1002H |
| 7.4L V8 454 CID | 1981 | Custom, Deluxe | US1002 |
| 7.4L V8 454 CID | 1981 | High performance - Custom, Deluxe | US1002H |
| 7.4L V8 454 CID | 1982-1986 | Custom, Scottsdale, Silverado | US1002 |
| 7.4L V8 454 CID | 1982-1986 | High performance - Custom, Scottsdale, Silverado | US1002H |
| 7.4L V8 454 CID | 1983 | Custom, Silverado | US1002 |
| 7.4L V8 454 CID | 1983 | High performance - Custom, Silverado | US1002H |
| C20 (MEX) | | | |
| 5.7L V8 5700cc 350 CID | 1985 | | US1121 |
| 5.7L V8 5700cc 350 CID | 1987 | Sub | US1121 |
| C20 PICKUP | | | |
| 4.3L L6 4278cc 261 CID | 1961-1962 | High performance - Main | US898H |
| 4.3L L6 4278cc 261 CID | 1961-1962 | Main | US898 |
| 4.6L V8 4638cc 283 CID | 1960-1967 | High performance - Main | US898H |
| 4.6L V8 4638cc 283 CID | 1960-1967 | Main | US898 |
| 5.0L V8 307 CID | 1968-1972 | High performance - Main | US898H |
| 5.0L V8 307 CID | 1968-1972 | Main | US898 |
| 5.0L V8 5031cc 307 CID | 1968-1972 | High performance - Main | US898H |
| 5.0L V8 5031cc 307 CID | 1968-1972 | Main | US898 |
| 5.3L V8 5358cc 327 CID | 1966-1969 | High performance - Main | US898H |
| 5.3L V8 5358cc 327 CID | 1966-1969 | Main | US898 |
| 5.4L V8 327 CID | 1968 | High performance - Main | US898H |
| 5.4L V8 327 CID | 1968 | Main | US898 |
| 5.7L V8 350 CID | 1969-1972 | High performance - Main | US898H |
| 5.7L V8 350 CID | 1969-1972 | Main | US898 |
| 5.7L V8 5704cc 348 CID | 1960-1961 | High performance - Main | US898H |
| 5.7L V8 5704cc 348 CID | 1960-1961 | Main | US898 |
| 5.7L V8 5736cc 350 CID | 1969-1972 | High performance - Main | US898H |
| 5.7L V8 5736cc 350 CID | 1969-1972 | Main | US898 |
| 6.5L V8 396 CID | 1968-1969 | Main | US981 |
| 6.5L V8 6489cc 396 CID | 1968-1969 | Main | US981 |
| 6.6L V8 402 CID | 1970-1972 | Main | US981 |
| 6.6L V8 6588cc 402 CID | 1970-1972 | Main | US981 |
| C20 SUBURBAN | | | |
| 4.6L V8 4638cc 283 CID | 1967 | High performance - Main | US898H |
| 4.6L V8 4638cc 283 CID | 1967 | Main | US898 |
| 4.8L L6 292 CID | 1968-1974 | Main | US896 |
| 4.8L L6 292 CID | 1975-1977 | High performance - Main | US1137H |
| 4.8L L6 292 CID | 1975-1977 | Main | US1137 |
| 4.8L L6 292 CID | 1978-1979 | Main | US5030 |
| 4.8L L6 292 CID | 1980 | Custom Deluxe, Scottsdale, Silverado | US5030 |
| 4.8L L6 292 CID | 1981 | Custom, Deluxe | US5030 |
| 4.8L L6 292 CID | 1982 | Custom, Scottsdale, Silverado | US5030 |
| 4.8L L6 4786cc 292 CID | 1973-1974 | Main | US896 |
| 4.8L L6 4801cc 292 CID | 1967-1974 | Main | US896 |
| 5.0L V8 305 CID | 1977-1979 | High performance - Main | US1121H |
| 5.0L V8 305 CID | 1977-1979 | Main | US1121 |
| 5.0L V8 305 CID | 1980 | Custom Deluxe, Scottsdale, Silverado | US1121 |
| 5.0L V8 305 CID | 1980 | High performance - Custom Deluxe, Scottsdale, Silverado | US1121H |
| 5.0L V8 305 CID | 1981 | Custom, Deluxe | US1121 |
| 5.0L V8 305 CID | 1981 | High performance - Custom, Deluxe | US1121H |
| 5.0L V8 305 CID | 1982-1986 | Custom, Scottsdale, Silverado | US1121 |
| 5.0L V8 305 CID | 1982-1986 | High performance - Custom, Scottsdale, Silverado | US1121H |
| 5.0L V8 305 CID | 1983 | Custom, Silverado | US1121 |

| Engine | Years | Application Description | USMW |
|------------------------|-----------|---|---------|
| 5.0L V8 305 CID | 1983 | High performance - Custom, Silverado | US1121H |
| 5.0L V8 307 CID | 1968-1972 | High performance - Main | US898H |
| 5.0L V8 307 CID | 1968-1972 | Main | US898 |
| 5.0L V8 5031cc 307 CID | 1968-1972 | High performance - Main | US898H |
| 5.0L V8 5031cc 307 CID | 1968-1972 | Main | US898 |
| 5.3L V8 5358cc 327 CID | 1967-1969 | High performance - Main | US898H |
| 5.3L V8 5358cc 327 CID | 1967-1969 | Main | US898 |
| 5.4L V8 327 CID | 1968 | High performance - Main | US898H |
| 5.4L V8 327 CID | 1968 | Main | US898 |
| 5.7L V8 350 CID | 1969-1972 | High performance - Main | US898H |
| 5.7L V8 350 CID | 1969-1972 | Main | US898 |
| 5.7L V8 350 CID | 1975-1976 | High performance - Main | US1109H |
| 5.7L V8 350 CID | 1975-1976 | Main | US1109 |
| 5.7L V8 350 CID | 1977-1979 | High performance - Main | US1121H |
| 5.7L V8 350 CID | 1977-1979 | Main | US1121 |
| 5.7L V8 350 CID | 1980 | Custom Deluxe, Scottsdale, Silverado | US1121 |
| 5.7L V8 350 CID | 1980 | High performance - Custom Deluxe, Scottsdale, Silverado | US1121H |
| 5.7L V8 350 CID | 1981 | Custom, Deluxe | US1121 |
| 5.7L V8 350 CID | 1981 | High performance - Custom, Deluxe | US1121H |
| 5.7L V8 350 CID | 1982-1986 | Custom, Scottsdale, Silverado | US1121 |
| 5.7L V8 350 CID | 1982-1986 | High performance - Custom, Scottsdale, Silverado | US1121H |
| 5.7L V8 350 CID | 1983 | Custom, Silverado | US1121 |
| 5.7L V8 350 CID | 1983 | High performance - Custom, Silverado | US1121H |
| 5.7L V8 5736cc 350 CID | 1969-1972 | High performance - Main | US898H |
| 5.7L V8 5736cc 350 CID | 1969-1972 | Main | US898 |
| 6.2L V8 379 CID | 1982-1986 | Custom, Silverado, Scottsdale | US5008 |
| 6.2L V8 379 CID | 1983 | Custom, Silverado | US5008 |
| 6.5L V8 396 CID | 1968-1969 | Main | US981 |
| 6.5L V8 6489cc 396 CID | 1968-1969 | Main | US981 |
| 6.6L V8 400 CID | 1976 | High performance - Main | US1109H |
| 6.6L V8 400 CID | 1976 | Main | US1109 |
| 6.6L V8 400 CID | 1977-1979 | High performance - Main | US1121H |
| 6.6L V8 400 CID | 1977-1979 | Main | US1121 |
| 6.6L V8 400 CID | 1980 | Custom Deluxe, Scottsdale, Silverado | US1121 |
| 6.6L V8 400 CID | 1980 | High performance - Custom Deluxe, Scottsdale, Silverado | US1121H |
| 6.6L V8 402 CID | 1970-1972 | Main | US981 |
| 6.6L V8 6588cc 402 CID | 1970-1972 | Main | US981 |
| 7.4L V8 454 CID | 1975-1979 | High performance - Main | US1002H |
| 7.4L V8 454 CID | 1975-1979 | Main | US1002 |
| 7.4L V8 454 CID | 1980 | Custom Deluxe, Scottsdale, Silverado | US1002 |
| 7.4L V8 454 CID | 1980 | High performance - Custom Deluxe, Scottsdale, Silverado | US1002H |
| 7.4L V8 454 CID | 1981 | Custom, Deluxe | US1002 |
| 7.4L V8 454 CID | 1981 | High performance - Custom, Deluxe | US1002H |
| 7.4L V8 454 CID | 1982-1986 | Custom, Scottsdale, Silverado | US1002 |
| 7.4L V8 454 CID | 1982-1986 | High performance - Custom, Scottsdale, Silverado | US1002H |
| 7.4L V8 454 CID | 1983 | Custom, Silverado | US1002 |
| 7.4L V8 454 CID | 1983 | High performance - Custom, Silverado | US1002H |
| C20905 (MEX) | | | |
| 4.7L V8 4738cc 283 CID | 1965-1967 | Panel | US898 |
| 4.8L L6 4800cc 292 CID | 1965-1967 | Panel | US896 |
| C25 (MEX) | | | |
| 5.7L V8 5700cc 350 CID | 1992-1995 | | US5049 |
| 5.7L V8 5700cc 350 CID | 1996-1997 | | US5077 |
| C2500 | | | |
| 4.3L V6 262 CID | 1988-1992 | Cheyenne, Silverado, Scottsdale | US5049 |
| 4.3L V6 262 CID | 1988-1992 | High performance - Cheyenne, Silverado, Scottsdale | US5049H |
| 4.3L V6 262 CID | 1993 | Cheyenne, Silverado | US5049 |
| 4.3L V6 262 CID | 1993 | High performance - Cheyenne, Silverado | US5049H |
| 4.3L V6 262 CID | 1994-1995 | Base, WT, Cheyenne, Silverado | US5049 |
| 4.3L V6 262 CID | 1994-1995 | High performance - Base, WT, Cheyenne, Silverado | US5049H |
| 5.0L V8 305 CID | 1988-1992 | Cheyenne, Silverado, Scottsdale | US5049 |

| Engine | Years | Application Description | USMW |
|--------------------------|-----------|---|---------|
| CHEVROLET (CONT.) | | | |
| C2500 (CONT.) | | | |
| 5.0L V8 305 CID | 1988-1992 | High performance - Cheyenne, Silverado, Scottsdale | US5049H |
| 5.0L V8 305 CID | 1993 | Cheyenne, Silverado | US5049 |
| 5.0L V8 305 CID | 1993 | High performance - Cheyenne, Silverado | US5049H |
| 5.0L V8 305 CID | 1994-1995 | Base, WT, Cheyenne, Silverado | US5049 |
| 5.0L V8 305 CID | 1994-1995 | High performance - Base, WT, Cheyenne, Silverado | US5049H |
| 5.0L V8 305 CID | 1996-1997 | Base, Cheyenne, Silverado | US5077 |
| 5.0L V8 305 CID | 1996-1997 | High performance - Base, Cheyenne, Silverado | US5077H |
| 5.0L V8 305 CID | 1998 | Cheyenne, Silverado, WT | US5077 |
| 5.0L V8 305 CID | 1998 | High performance - Cheyenne, Silverado, WT | US5077H |
| 5.7L V8 350 CID | 1988-1992 | Cheyenne, Silverado, Scottsdale | US5049 |
| 5.7L V8 350 CID | 1988-1992 | High performance - Cheyenne, Silverado, Scottsdale | US5049H |
| 5.7L V8 350 CID | 1993 | Cheyenne, Silverado | US5049 |
| 5.7L V8 350 CID | 1993 | High performance - Cheyenne, Silverado | US5049H |
| 5.7L V8 350 CID | 1994-1995 | Base, WT, Cheyenne, Silverado | US5049 |
| 5.7L V8 350 CID | 1994-1995 | High performance - Base, WT, Cheyenne, Silverado | US5049H |
| 5.7L V8 350 CID | 1996 | Base, Cheyenne, Silverado | US5077 |
| 5.7L V8 350 CID | 1996 | High performance - Base, Cheyenne, Silverado | US5077H |
| 5.7L V8 350 CID | 1997 | Base, Cheyenne, Silverado | US5077 |
| 5.7L V8 350 CID | 1997 | High performance - Base, Cheyenne, Silverado | US5077H |
| 5.7L V8 350 CID | 1998 | Cheyenne, Silverado, WT | US5077 |
| 5.7L V8 350 CID | 1998 | High performance - Cheyenne, Silverado, WT | US5077H |
| 5.7L V8 350 CID | 1999-2000 | Base, LS | US5077 |
| 5.7L V8 350 CID | 1999-2000 | High performance - Base, LS | US5077H |
| 6.2L V8 379 CID | 1988 | Cheyenne, Scottsdale, Silverado | US5062 |
| 6.2L V8 379 CID | 1989-1992 | Cheyenne, Silverado, Scottsdale | US5062 |
| 6.2L V8 379 CID | 1993 | Cheyenne, Silverado | US5062 |
| 6.5L V8 395 CID | 1992-1993 | Cheyenne, Silverado | US5062 |
| 6.5L V8 395 CID | 1994-1995 | Cheyenne, Silverado; WT | US5062 |
| 6.5L V8 395 CID | 1996 | Silverado; Early Base, Cheyenne, Silverado - Early | US5062 |
| 6.5L V8 395 CID | 1996 | Silverado; Early Base, Cheyenne, Silverado - Late | US5074 |
| 6.5L V8 395 CID | 1997-1998 | Cheyenne; Silverado; WT | US5074 |
| 6.5L V8 395 CID | 1999-2000 | Base, LS | US5086 |
| 6.5L V8 395 CID | 1999 | Base, LS; Bolt-on pulley | US5074 |
| 7.4L V8 454 CID | 1991-1993 | Cheyenne, Silverado | US5038 |
| 7.4L V8 454 CID | 1991-1993 | High performance - Cheyenne, Silverado | US5038H |
| 7.4L V8 454 CID | 1994-1995 | Base, Cheyenne, Silverado, WT | US5038 |
| 7.4L V8 454 CID | 1994-1995 | High performance - Base, Cheyenne, Silverado, WT | US5038H |
| 7.4L V8 454 CID | 1996-1997 | Base, Cheyenne, Silverado | US5038 |
| 7.4L V8 454 CID | 1996-1997 | High performance - Base, Cheyenne, Silverado | US5038H |
| 7.4L V8 454 CID | 1998 | Cheyenne, Silverado, WT | US5038 |
| 7.4L V8 454 CID | 1998 | High performance - Cheyenne, Silverado, WT | US5038H |
| 7.4L V8 454 CID | 1999-2000 | Base, LS | US5038 |
| 7.4L V8 454 CID | 1999-2000 | High performance - Base, LS | US5038H |
| C2500 (MEX) | | | |
| 5.7L V8 5700cc 350 CID | 1988-1991 | Sub, | US5049 |
| 5.7L V8 5700cc 350 CID | 1998 | | US5077 |
| 5.7L V8 5737cc 350 CID | 2000 | Sub | US5087 |
| C2500 SUBURBAN | | | |
| 5.7L V8 350 CID | 1992 | Base; Silverado; 5.8" Hub height | US5073 |
| 5.7L V8 350 CID | 1992 | Base; Silverado; 6.9" Hub height | US5049 |
| 5.7L V8 350 CID | 1992 | High performance - Base, Silverado; 6.9" Hub height | US5049H |
| 5.7L V8 350 CID | 1993-1994 | Base, Silverado | US5049 |
| 5.7L V8 350 CID | 1993-1994 | High performance - Base, Silverado | US5049H |
| 5.7L V8 350 CID | 1995 | Base, LS, LT | US5049 |
| 5.7L V8 350 CID | 1995 | High performance - Base, LS, LT | US5049H |
| 5.7L V8 350 CID | 1996-1997 | Base, LS, LT | US5077 |
| 5.7L V8 350 CID | 1996-1997 | High performance - Base, LS, LT | US5077H |
| 5.7L V8 350 CID | 1998-1999 | Base, LS | US5077 |

| Engine | Years | Application Description | USMW |
|------------------------|-----------|---|---------|
| 5.7L V8 350 CID | 1998-1999 | High performance - Base, LS | US5077H |
| 6.5L V8 395 CID | 1994 | Base, Silverado | US5062 |
| 6.5L V8 395 CID | 1995 | Base, LS, LT | US5062 |
| 6.5L V8 395 CID | 1996 | Base; LS; LT; Late | US5074 |
| 6.5L V8 395 CID | 1996 | Base; LS; LT; Early | US5062 |
| 6.5L V8 395 CID | 1997 | Base, LS, LT | US5074 |
| 6.5L V8 395 CID | 1998 | Base, LS | US5074 |
| 6.5L V8 395 CID | 1999 | Base, LS | US5086 |
| 6.5L V8 395 CID | 1999 | Base; LS; Bolt-on pulley | US5074 |
| 7.4L V8 454 CID | 1992-1994 | Base, Silverado | US5038 |
| 7.4L V8 454 CID | 1992-1994 | High performance - Base, Silverado | US5038H |
| 7.4L V8 454 CID | 1995-1997 | Base, LS, LT | US5038 |
| 7.4L V8 454 CID | 1995-1997 | High performance - Base, LS, LT | US5038H |
| 7.4L V8 454 CID | 1998-1999 | Base, LS | US5038 |
| 7.4L V8 454 CID | 1998-1999 | High performance - Base, LS | US5038H |
| C30 | | | |
| 4.1L L6 250 CID | 1980 | Cheyenne, Custom Deluxe, Scottsdale, Silverado | US1107 |
| 4.8L L6 292 CID | 1975-1977 | High performance - Main | US1137H |
| 4.8L L6 292 CID | 1975-1977 | Main | US1137 |
| 4.8L L6 292 CID | 1978-1979 | Main | US5030 |
| 4.8L L6 292 CID | 1980 | Cheyenne, Custom Deluxe, Scottsdale, Silverado | US5030 |
| 4.8L L6 292 CID | 1981 | Custom, Deluxe | US5030 |
| 4.8L L6 292 CID | 1982-1986 | Custom, Scottsdale, Silverado | US5030 |
| 4.8L L6 292 CID | 1983 | Custom, Silverado | US5030 |
| 5.0L V8 305 CID | 1978-1979 | High performance - Main | US1121H |
| 5.0L V8 305 CID | 1978-1979 | Main | US1121 |
| 5.7L V8 350 CID | 1975-1976 | High performance - Main | US1109H |
| 5.7L V8 350 CID | 1975-1976 | Main | US1109 |
| 5.7L V8 350 CID | 1977-1978 | Main | US1121 |
| 5.7L V8 350 CID | 1977-1979 | High performance - Main | US1121H |
| 5.7L V8 350 CID | 1979 | Main, Main (Mex) | US1121 |
| 5.7L V8 350 CID | 1980 | Cheyenne, Custom Deluxe, Scottsdale, Silverado | US1121 |
| 5.7L V8 350 CID | 1980 | High performance - Cheyenne, Custom Deluxe, Scottsdale, Silverado | US1121H |
| 5.7L V8 350 CID | 1981 | Custom, Deluxe | US1121 |
| 5.7L V8 350 CID | 1981 | High performance - Custom, Deluxe | US1121H |
| 5.7L V8 350 CID | 1982-1986 | Custom, Scottsdale, Silverado | US1121 |
| 5.7L V8 350 CID | 1982-1986 | High performance - Custom, Scottsdale, Silverado | US1121H |
| 5.7L V8 350 CID | 1983 | Custom, Silverado | US1121 |
| 5.7L V8 350 CID | 1983 | High performance - Custom, Silverado | US1121H |
| 6.2L V8 379 CID | 1982-1986 | Custom, Silverado, Scottsdale | US5008 |
| 6.2L V8 379 CID | 1983 | Custom, Silverado | US5008 |
| 6.6L V8 400 CID | 1976 | High performance - Main | US1109H |
| 6.6L V8 400 CID | 1976 | Main | US1109 |
| 6.6L V8 400 CID | 1977-1979 | High performance - Main | US1121H |
| 6.6L V8 400 CID | 1977-1979 | Main | US1121 |
| 7.4L V8 454 CID | 1975-1979 | High performance - Main | US1002H |
| 7.4L V8 454 CID | 1975-1979 | Main | US1002 |
| 7.4L V8 454 CID | 1980 | Cheyenne; Custom Deluxe, Scottsdale, Silverado | US1002 |
| 7.4L V8 454 CID | 1980 | High performance - Cheyenne; Custom Deluxe, Scottsdale, Silverado | US1002H |
| 7.4L V8 454 CID | 1981 | Custom, Deluxe | US1002 |
| 7.4L V8 454 CID | 1981 | High performance - Custom, Deluxe | US1002H |
| 7.4L V8 454 CID | 1982-1986 | Custom, Scottsdale, Silverado | US1002 |
| 7.4L V8 454 CID | 1982-1986 | High performance - Custom, Scottsdale, Silverado | US1002H |
| 7.4L V8 454 CID | 1983 | Custom, Silverado | US1002 |
| 7.4L V8 454 CID | 1983 | High performance - Custom, Silverado | US1002H |
| C30 (MEX) | | | |
| 5.7L V8 5700cc 350 CID | 1979-1985 | | US1121 |
| C30 PICKUP | | | |
| 4.3L L6 4278cc 261 CID | 1961-1962 | High performance - Main | US898H |
| 4.3L L6 4278cc 261 CID | 1961-1962 | Main | US898 |
| 4.6L V8 4638cc 283 CID | 1960-1967 | High performance - Main | US898H |

| Engine | Years | Application Description | USMW |
|---------------------------|-----------|--|---------|
| CHEVROLET (CONT.) | | | |
| C30 PICKUP (CONT.) | | | |
| 4.6L V8 4638cc 283 CID | 1960-1967 | Main | US898 |
| 4.8L L6 292 CID | 1968-1974 | Main | US896 |
| 4.8L L6 4786cc 292 CID | 1973-1974 | Main | US896 |
| 4.8L L6 4801cc 292 CID | 1965-1974 | Main | US896 |
| 5.0L V8 307 CID | 1968-1972 | High performance - Main | US898H |
| 5.0L V8 307 CID | 1968-1972 | Main | US898 |
| 5.0L V8 5031cc 307 CID | 1968-1972 | High performance - Main | US898H |
| 5.0L V8 5031cc 307 CID | 1968-1972 | Main | US898 |
| 5.3L V8 5358cc 327 CID | 1966-1969 | High performance - Main | US898H |
| 5.3L V8 5358cc 327 CID | 1966-1969 | Main | US898 |
| 5.4L V8 327 CID | 1968 | High performance - Main | US898H |
| 5.4L V8 327 CID | 1968 | Main | US898 |
| 5.7L V8 350 CID | 1969-1972 | High performance - Main | US898H |
| 5.7L V8 350 CID | 1969-1972 | Main | US898 |
| 5.7L V8 5704cc 348 CID | 1960-1961 | High performance - Main | US898H |
| 5.7L V8 5704cc 348 CID | 1960-1961 | Main | US898 |
| 5.7L V8 5736cc 350 CID | 1969-1972 | High performance - Main | US898H |
| 5.7L V8 5736cc 350 CID | 1969-1972 | Main | US898 |
| 6.5L V8 396 CID | 1968-1969 | Main | US981 |
| 6.5L V8 6489cc 396 CID | 1968-1969 | Main | US981 |
| 6.6L V8 402 CID | 1970-1972 | Main | US981 |
| 6.6L V8 6588cc 402 CID | 1970-1972 | Main | US981 |
| C35 (MEX) | | | |
| 4.8L L6 4800cc 292 CID | 1987 | | US5030 |
| 5.7L V8 5700cc 350 CID | 1987 | | US1121 |
| C3500 | | | |
| 5.7L V8 350 CID | 1988-1992 | Cheyenne, Silverado, Scottsdale | US5049 |
| 5.7L V8 350 CID | 1988-1992 | High performance - Cheyenne, Silverado, Scottsdale | US5049H |
| 5.7L V8 350 CID | 1993 | Cheyenne, Silverado | US5049 |
| 5.7L V8 350 CID | 1993 | High performance - Cheyenne, Silverado | US5049H |
| 5.7L V8 350 CID | 1994-1995 | Base, Cheyenne, Silverado | US5049 |
| 5.7L V8 350 CID | 1994-1995 | High performance - Base, Cheyenne, Silverado | US5049H |
| 5.7L V8 350 CID | 1996-1997 | Base, Cheyenne, Silverado | US5077 |
| 5.7L V8 350 CID | 1996-1997 | High performance - Base, Cheyenne, Silverado | US5077H |
| 5.7L V8 350 CID | 1998 | Cheyenne, Silverado | US5077 |
| 5.7L V8 350 CID | 1998 | High performance - Cheyenne, Silverado | US5077H |
| 5.7L V8 350 CID | 1999 | Base; LS | US5077 |
| 5.7L V8 350 CID | 1999 | High performance - Base; LS | US5077H |
| 5.7L V8 350 CID | 2000 | Base, LS | US5077 |
| 5.7L V8 350 CID | 2000 | High performance - Base, LS | US5077H |
| 6.2L V8 379 CID | 1988-1992 | Cheyenne, Silverado, Scottsdale | US5062 |
| 6.2L V8 379 CID | 1993 | Cheyenne, Silverado | US5062 |
| 6.5L V8 395 CID | 1992 | Cheyenne, Silverado, Scottsdale | US5062 |
| 6.5L V8 395 CID | 1993 | Cheyenne, Silverado | US5062 |
| 6.5L V8 395 CID | 1994-1995 | Base, Cheyenne, Silverado | US5062 |
| 6.5L V8 395 CID | 1996 | Base; Cheyenne; Silverado; Early | US5062 |
| 6.5L V8 395 CID | 1996 | Base; Cheyenne; Silverado; Late | US5074 |
| 6.5L V8 395 CID | 1997 | Base, Cheyenne, Silverado | US5074 |
| 6.5L V8 395 CID | 1998 | Cheyenne, Silverado | US5074 |
| 6.5L V8 395 CID | 1999-2000 | Base, LS | US5086 |
| 6.5L V8 395 CID | 1999 | Base, LS; Bolt-on pulley | US5074 |
| 7.4L V8 454 CID | 1988-1990 | High performance - Cheyenne, Silverado, Scottsdale | US5038H |
| 7.4L V8 454 CID | 1988-1992 | Cheyenne, Silverado, Scottsdale | US5038 |
| 7.4L V8 454 CID | 1991-1998 | High performance - Cheyenne, Silverado | US5038H |
| 7.4L V8 454 CID | 1993-1998 | Cheyenne, Silverado | US5038 |
| 7.4L V8 454 CID | 1994-1997 | Base, Cheyenne, Silverado | US5038 |
| 7.4L V8 454 CID | 1994-1997 | High performance - Base, Cheyenne, Silverado | US5038H |
| 7.4L V8 454 CID | 1999-2000 | Base, LS | US5038 |
| 7.4L V8 454 CID | 1999-2000 | High performance - Base, LS | US5038H |
| C3500 (MEX) | | | |
| 5.7L V8 5700cc 350 CID | 1988-1994 | | US5049 |
| C3605 (MEX) | | | |
| 4.7L V8 4738cc 283 CID | 1967 | Panel | US898 |
| 4.8L L6 4800cc 292 CID | 1967 | Panel | US896 |

| Engine | Years | Application Description | USMW |
|------------------------|-----------|--|---------|
| C5500 KODIAK | | | |
| 6.0L V8 366 CID | 1990-1991 | | US5078 |
| 6.0L V8 366 CID | 1990 | Without threaded pulley | US5084 |
| C60 | | | |
| 6.0L V8 366 CID | 1980-1989 | | US5084 |
| 6.0L V8 366 CID | 1990 | Thread on pulley | US5078 |
| 6.0L V8 366 CID | 1990 | Without threaded pulley | US5084 |
| 7.0L V8 427 CID | 1990 | Thread on pulley | US5084 |
| 7.0L V8 427 CID | 1990 | Without threaded pulley | US5078 |
| C60 KODIAK | | | |
| 6.0L V8 366 CID | 1990 | Thread on pulley | US5078 |
| 6.0L V8 366 CID | 1990 | Without threaded pulley | US5084 |
| 6.0L V8 366 CID | 1991-1996 | | US5078 |
| 7.0L V8 6998cc 427 CID | 1990 | | US5084 |
| C6500 KODIAK | | | |
| 6.0L V8 366 CID | 1997-1998 | | US5078 |
| 7.0L V8 6998cc 427 CID | 1997-1998 | | US5078 |
| 7.4L V8 454 CID | 1999-2000 | C6H042 | US5084 |
| C70 | | | |
| 6.0L V8 366 CID | 1980-1989 | C7D042, C7D064 | US5084 |
| 6.0L V8 366 CID | 1981-1985 | C7D042, C7D064, C7D044 | US5084 |
| 6.0L V8 366 CID | 1990 | C7D042; , C7D064; | US5084 |
| 6.0L V8 366 CID | 1990 | C7D042; C7D064; Thread on pulley | US5078 |
| 7.0L V8 427 CID | 1980-1989 | C7D042, C7D064 | US5084 |
| 7.0L V8 427 CID | 1981-1985 | C7D042, C7D064, C7D044 | US5084 |
| 7.0L V8 427 CID | 1990 | C7D042; , C7D064; | US5084 |
| 7.0L V8 427 CID | 1990 | C7D042; C7D064; Thread on pulley | US5078 |
| C70 KODIAK | | | |
| 6.0L V8 366 CID | 1990 | C7H042; | US5084 |
| 6.0L V8 366 CID | 1990 | C7H042; Thread on pulley | US5078 |
| 6.0L V8 366 CID | 1991-1996 | C7H042 | US5078 |
| 7.0L V8 6998cc 427 CID | 1990 | C7H042; | US5084 |
| 7.0L V8 6998cc 427 CID | 1990 | C7H042; Thread on pulley | US5078 |
| 7.0L V8 6998cc 427 CID | 1991-1996 | C7H042 | US5078 |
| C7500 KODIAK | | | |
| 6.0L V8 366 CID | 1997-1998 | C7H042 | US5078 |
| 7.0L V8 6998cc 427 CID | 1997-1998 | C7H042 | US5078 |
| 7.4L V8 454 CID | 1999-2000 | C7H042 | US5084 |
| CAMARO | | | |
| 2.5L L4 2474cc 151 CID | 1982-1984 | Sport | US1107 |
| 2.5L L4 2474cc 151 CID | 1985-1986 | Sport | US5022 |
| 2.8L V6 173 CID | 1982-1984 | Berlinetta, Sport | US5006 |
| 2.8L V6 173 CID | 1985-1986 | Berlinetta, Sport | US5001 |
| 2.8L V6 173 CID | 1987 | LT, Sport | US5037 |
| 2.8L V6 173 CID | 1988 | Base | US5037 |
| 2.8L V6 173 CID | 1989 | RS | US5037 |
| 3.1L V6 189 CID | 1990-1991 | RS | US5037 |
| 3.1L V6 189 CID | 1992 | RS, RS Heritage Edition | US5037 |
| 3.4L V6 207 CID | 1993-1995 | Base | US5070 |
| 3.6L V6 217 CID | 2010-2013 | LS, LT | US8932 |
| 3.8L V6 229 CID | 1980 | Base, Rally Sport, Berlinetta | US1121 |
| 3.8L V6 229 CID | 1980 | High performance - Base, Rally Sport, Berlinetta | US1121H |
| 3.8L V6 229 CID | 1981 | Berlinetta, Sport | US1121 |
| 3.8L V6 229 CID | 1981 | High performance - Berlinetta, Sport | US1121H |
| 3.8L V6 3800cc 231 CID | 1980 | Base, Rally Sport, Berlinetta | US1018 |
| 3.8L V6 3800cc 231 CID | 1980 | High performance - Base, Rally Sport, Berlinetta | US1018H |
| 3.8L V6 3800cc 231 CID | 1981 | Berlinetta, Sport | US1018 |
| 3.8L V6 3800cc 231 CID | 1981 | High performance - Berlinetta, Sport | US1018H |
| 3.8L V6 3800cc 231 CID | 1995 | Base | US5050 |
| 3.8L V6 3800cc 231 CID | 1996-1997 | Base, RS | US5075 |
| 3.8L V6 3800cc 231 CID | 1998-2002 | Base | US5075 |
| 4.1L L6 250 CID | 1975-1979 | Main | US1107 |
| 4.4L V8 267 CID | 1980 | Base, Rally Sport, Berlinetta | US1121 |
| 4.4L V8 267 CID | 1980 | High performance - Base, Rally Sport, Berlinetta | US1121H |
| 4.4L V8 267 CID | 1981 | Berlinetta, Sport | US1121 |
| 4.4L V8 267 CID | 1981 | High performance - Berlinetta, Sport | US1121H |
| 5.0L V8 305 CID | 1976 | High performance - Main | US1109H |
| 5.0L V8 305 CID | 1976 | Main | US1109 |

| Engine | Years | Application Description | USMW |
|--------------------------|-----------|--|---------|
| CHEVROLET (CONT.) | | | |
| CAMARO (CONT.) | | | |
| 5.0L V8 305 CID | 1977-1979 | High performance - Main | US1121H |
| 5.0L V8 305 CID | 1977-1979 | Main | US1121 |
| 5.0L V8 305 CID | 1980 | Base, Rally Sport, Berlinetta, Z28 | US1121 |
| 5.0L V8 305 CID | 1980 | High performance - Base, Rally Sport, Berlinetta, Z28 | US1121H |
| 5.0L V8 305 CID | 1981-1984 | Berlinetta, Sport, Z28 | US1121 |
| 5.0L V8 305 CID | 1981-1984 | High performance - Berlinetta, Sport, Z28 | US1121H |
| 5.0L V8 305 CID | 1982 | Berlinetta, Z28, Z28 Indianapolis 500 Pace Car, Sport | US1121 |
| 5.0L V8 305 CID | 1982 | High performance - Berlinetta, Z28, Z28 Indianapolis 500 Pace Car, Sport | US1121H |
| 5.0L V8 305 CID | 1985-1986 | Berlinetta; Iroc-Z; Z28, Sport | US1121 |
| 5.0L V8 305 CID | 1985-1986 | High performance - Berlinetta; Iroc-Z; Z28, Sport | US1121H |
| 5.0L V8 305 CID | 1987 | High performance - Iroc-Z; Z28, Sport | US1121H |
| 5.0L V8 305 CID | 1987 | Iroc-Z; Z28, Sport | US1121 |
| 5.0L V8 305 CID | 1988 | Base, Iroc-Z | US5049 |
| 5.0L V8 305 CID | 1988 | High performance - Base, Iroc-Z | US5049H |
| 5.0L V8 305 CID | 1989-1990 | High performance - Iroc-Z, RS | US5049H |
| 5.0L V8 305 CID | 1989-1990 | Iroc-Z, RS | US5049 |
| 5.0L V8 305 CID | 1991 | High performance - RS, Z28 | US5049H |
| 5.0L V8 305 CID | 1991 | RS, Z28 | US5049 |
| 5.0L V8 305 CID | 1992 | High performance - RS Heritage Edition, Z28 Heritage Edition, RS, Z28 | US5049H |
| 5.0L V8 305 CID | 1992 | RS, RS Heritage Edition, Z28 Heritage Edition, Z28 | US5049 |
| 5.0L V8 307 CID | 1969-1972 | High performance - Main | US898H |
| 5.0L V8 307 CID | 1969-1972 | Main | US898 |
| 5.0L V8 5031cc 307 CID | 1969-1972 | High performance - Main | US898H |
| 5.0L V8 5031cc 307 CID | 1969-1972 | Main | US898 |
| 5.3L V8 5358cc 327 CID | 1967-1969 | High performance - Main | US898H |
| 5.3L V8 5358cc 327 CID | 1967-1969 | Main | US898 |
| 5.4L V8 327 CID | 1968-1969 | High performance - Main | US898H |
| 5.4L V8 327 CID | 1968-1969 | Main | US898 |
| 5.7L V8 350 CID | 1968-1972 | High performance - Main | US898H |
| 5.7L V8 350 CID | 1968-1972 | Main | US898 |
| 5.7L V8 350 CID | 1976 | High performance - Main | US1109H |
| 5.7L V8 350 CID | 1976 | Main | US1109 |
| 5.7L V8 350 CID | 1977-1979 | High performance - Main | US1121H |
| 5.7L V8 350 CID | 1977-1979 | Main | US1121 |
| 5.7L V8 350 CID | 1980 | Base, Rally Sport, Berlinetta, Z28 | US1121 |
| 5.7L V8 350 CID | 1980 | High performance - Base, Rally Sport, Berlinetta, Z28 | US1121H |
| 5.7L V8 350 CID | 1981 | Berlinetta, Z28, Sport | US1121 |
| 5.7L V8 350 CID | 1981 | High performance - Berlinetta, Z28, Sport | US1121H |
| 5.7L V8 350 CID | 1987 | High performance - Iroc-Z | US1121H |
| 5.7L V8 350 CID | 1987 | Iroc-Z | US1121 |
| 5.7L V8 350 CID | 1988-1990 | High performance - Iroc-Z | US5049H |
| 5.7L V8 350 CID | 1988-1990 | Iroc-Z | US5049 |
| 5.7L V8 350 CID | 1991 | High performance - Z28 | US5049H |
| 5.7L V8 350 CID | 1991 | Z28 | US5049 |
| 5.7L V8 350 CID | 1992 | High performance - Z28 Heritage Edition, Z28 | US5049H |
| 5.7L V8 350 CID | 1992 | Z28, Z28 Heritage Edition | US5049 |
| 5.7L V8 350 CID | 1993 | Indianapolis 500 Pace Car, Z28 | US5068 |
| 5.7L V8 350 CID | 1994-1997 | Z28 | US5068 |
| 5.7L V8 350 CID | 1998-2002 | Z28, Z28 SS | US5081 |
| 5.7L V8 5736cc 350 CID | 1967-1972 | High performance - Main | US898H |
| 5.7L V8 5736cc 350 CID | 1967-1972 | Main | US898 |
| 5.7L V8 5737cc 350 CID | 1972 | High performance - Main | US898H |
| 5.7L V8 5737cc 350 CID | 1972 | Main | US898 |
| 6.2L V8 6162cc 376 CID | 2010-2014 | SS | US6689 |
| 6.2L V8 6162cc 376 CID | 2012-2014 | ZL1 | US79 |
| 6.5L V8 396 CID | 1968 | Main | US981 |
| 6.5L V8 6489cc 396 CID | 1967-1969 | Main | US981 |
| 6.6L V8 402 CID | 1970-1972 | Main | US981 |
| 6.6L V8 6588cc 402 CID | 1970-1972 | Main | US981 |
| 7.0L V8 427 CID | 1969 | Main | US981 |

| Engine | Years | Application Description | USMW |
|------------------------|-----------|---|---------|
| 7.0L V8 6998cc 427 CID | 1969 | Main | US981 |
| CAPRICE | | | |
| 3.6L V6 217 CID | 2012-2013 | PPV | US8932 |
| 3.8L V6 229 CID | 1980 | Classic, Classic Landau, Classic Sport | US1121 |
| 3.8L V6 229 CID | 1980 | High performance - Classic Landau, Classic Sport, Classic | US1121H |
| 3.8L V6 229 CID | 1981 | Classic, Classic Estate, Classic Landau | US1121 |
| 3.8L V6 229 CID | 1981 | High performance - Classic Estate, Classic Landau, Classic | US1121H |
| 3.8L V6 229 CID | 1982 | Classic, Classic Estate | US1121 |
| 3.8L V6 229 CID | 1982 | High performance - Classic Estate, Classic | US1121H |
| 3.8L V6 229 CID | 1983-1984 | Classic | US1121 |
| 3.8L V6 229 CID | 1983-1984 | High performance - Classic | US1121H |
| 3.8L V6 3800cc 231 CID | 1980 | Classic, Classic Landau, Classic Sport | US1018 |
| 3.8L V6 3800cc 231 CID | 1980 | High performance - Classic Landau, Classic Sport, Classic | US1018H |
| 3.8L V6 3800cc 231 CID | 1981 | Classic, Classic Estate, Classic Landau | US1018 |
| 3.8L V6 3800cc 231 CID | 1981 | High performance - Classic Estate, Classic Landau, Classic | US1018H |
| 3.8L V6 3800cc 231 CID | 1982 | Classic, Classic Estate | US1018 |
| 3.8L V6 3800cc 231 CID | 1982 | High performance - Classic Estate, Classic | US1018H |
| 3.8L V6 3800cc 231 CID | 1983-1984 | Classic | US1018 |
| 3.8L V6 3800cc 231 CID | 1983-1984 | High performance - Classic | US1018H |
| 4.3L V6 262 CID | 1985 | Classic | US1121 |
| 4.3L V6 262 CID | 1985 | High performance - Classic | US1121H |
| 4.3L V6 262 CID | 1986 | Base, Classic Brougham, Classic | US1121 |
| 4.3L V6 262 CID | 1986 | High performance - Base, Classic Brougham, Classic | US1121H |
| 4.3L V6 262 CID | 1987-1988 | Base, Classic Brougham, Classic, Classic LS Brougham | US1121 |
| 4.3L V6 262 CID | 1987-1988 | High performance - Base, Classic Brougham, Classic LS Brougham, Classic | US1121H |
| 4.3L V6 262 CID | 1989-1990 | Base, Classic | US5049 |
| 4.3L V6 262 CID | 1989-1990 | High performance - Base, Classic | US5049H |
| 4.3L V6 262 CID | 1992 | Base | US5049 |
| 4.3L V6 262 CID | 1992 | High performance - Base | US5049H |
| 4.3L V6 262 CID | 1993 | Classic | US5049 |
| 4.3L V6 262 CID | 1993 | High performance - Classic | US5049H |
| 4.3L V8 265 CID | 1994 | Classic, Classic LS | US5069 |
| 4.3L V8 265 CID | 1995-1996 | Classic | US5069 |
| 4.4L V8 267 CID | 1980 | Classic, Classic Landau, Classic Sport | US1121 |
| 4.4L V8 267 CID | 1980 | High performance - Classic Landau, Classic Sport, Classic | US1121H |
| 4.4L V8 267 CID | 1981 | Classic, Classic Estate, Classic Landau | US1121 |
| 4.4L V8 267 CID | 1981 | High performance - Classic Estate, Classic Landau, Classic | US1121H |
| 4.4L V8 267 CID | 1982 | Classic, Classic Estate | US1121 |
| 4.4L V8 267 CID | 1982 | High performance - Classic Estate, Classic | US1121H |
| 4.6L V8 4638cc 283 CID | 1966-1967 | High performance - Main | US898H |
| 4.6L V8 4638cc 283 CID | 1966-1967 | Main | US898 |
| 5.0L V8 305 CID | 1977-1979 | High performance - Main | US1121H |
| 5.0L V8 305 CID | 1977-1979 | Main | US1121 |
| 5.0L V8 305 CID | 1980 | Classic, Classic Landau, Classic Sport | US1121 |
| 5.0L V8 305 CID | 1980 | High performance - Classic Landau, Classic Sport, Classic | US1121H |
| 5.0L V8 305 CID | 1981 | Classic, Classic Estate, Classic Landau | US1121 |
| 5.0L V8 305 CID | 1981 | High performance - Classic Estate, Classic Landau, Classic | US1121H |
| 5.0L V8 305 CID | 1982 | Classic, Classic Estate | US1121 |
| 5.0L V8 305 CID | 1982 | High performance - Classic Estate, Classic | US1121H |
| 5.0L V8 305 CID | 1983-1985 | Classic | US1121 |
| 5.0L V8 305 CID | 1983-1985 | High performance - Classic | US1121H |
| 5.0L V8 305 CID | 1986 | Base, Classic Brougham, Classic | US1121 |
| 5.0L V8 305 CID | 1986 | High performance - Base, Classic Brougham, Classic | US1121H |
| 5.0L V8 305 CID | 1987-1988 | Base, Classic Brougham, Classic, Classic LS Brougham | US1121 |
| 5.0L V8 305 CID | 1987-1988 | High performance - Base, Classic Brougham, Classic LS Brougham, Classic | US1121H |

| Engine | Years | Application Description | USMW |
|--------------------------|-----------|--|---------|
| CHEVROLET (CONT.) | | | |
| CAPRICE (CONT.) | | | |
| 5.0L V8 305 CID | 1989-1990 | Base, Classic, Classic Brougham, Classic LS Brougham | US5049 |
| 5.0L V8 305 CID | 1989-1990 | High performance - Base, Classic Brougham, Classic LS Brougham, Classic | US5049H |
| 5.0L V8 305 CID | 1991-1992 | Base, Classic LTZ, Classic | US5051 |
| 5.0L V8 305 CID | 1993 | Classic, Classic LS | US5051 |
| 5.0L V8 307 CID | 1968 | High performance - Main | US898H |
| 5.0L V8 307 CID | 1968 | Main | US898 |
| 5.0L V8 307 CID | 1986 | Classic Brougham, Classic; 2 Outlets | US1120 |
| 5.0L V8 307 CID | 1986 | High performance - Classic Brougham, Classic; 2 Outlets | US1120H |
| 5.0L V8 307 CID | 1987 | Base; Base; Classic; Classic; 2 Outlets | US1120 |
| 5.0L V8 307 CID | 1987 | High performance - Base; Classic; 2 Outlets | US1120H |
| 5.0L V8 307 CID | 1988-1990 | Classic; Classic; 2 Outlets | US1120 |
| 5.0L V8 307 CID | 1988-1990 | High performance - Classic; Classic; 2 Outlets | US1120H |
| 5.0L V8 5031cc 307 CID | 1968-1972 | High performance - Main | US898H |
| 5.0L V8 5031cc 307 CID | 1968-1972 | Main | US898 |
| 5.3L V8 5358cc 327 CID | 1966-1969 | High performance - Main | US898H |
| 5.3L V8 5358cc 327 CID | 1966-1969 | Main | US898 |
| 5.4L V8 327 CID | 1968-1969 | High performance - Main | US898H |
| 5.4L V8 327 CID | 1968-1969 | Main | US898 |
| 5.7L V8 350 CID | 1969-1972 | High performance - Main | US898H |
| 5.7L V8 350 CID | 1969-1972 | Main | US898 |
| 5.7L V8 350 CID | 1976 | High performance - Main | US1109H |
| 5.7L V8 350 CID | 1976 | Main | US1109 |
| 5.7L V8 350 CID | 1977-1979 | High performance - Main | US1121H |
| 5.7L V8 350 CID | 1977-1979 | Main | US1121 |
| 5.7L V8 350 CID | 1980 | Classic Landau; Classic Sport; DIESEL; Classic; DIESEL : With Air Cond. | US1120 |
| 5.7L V8 350 CID | 1980 | Classic Landau; DIESEL; Classic Sport; DIESEL; Classic; DIESEL : Exc. Air Cond. | US1100 |
| 5.7L V8 350 CID | 1980 | Classic Landau; GAS; Classic Sport; GAS; Classic; GAS | US1121 |
| 5.7L V8 350 CID | 1980 | High performance - Classic Landau; DIESEL; Classic Sport; DIESEL; Classic; DIESEL : With Air Cond. | US1120H |
| 5.7L V8 350 CID | 1980 | High performance - Classic Landau; GAS; Classic Sport; GAS; Classic; GAS | US1121H |
| 5.7L V8 350 CID | 1981 | Classic Estate; Classic Landau; Classic : With Air Cond. | US1120 |
| 5.7L V8 350 CID | 1981 | Classic Landau; , Classic, Classic Estate; Exc. Air Cond. | US1100 |
| 5.7L V8 350 CID | 1981 | High performance - Classic Estate; Classic Landau; Classic : With Air Cond. | US1120H |
| 5.7L V8 350 CID | 1982 | Classic Estate; Classic : Exc. Air Cond. | US1100 |
| 5.7L V8 350 CID | 1982 | Classic Estate; Classic : With Air Cond. | US1120 |
| 5.7L V8 350 CID | 1982 | High performance - Classic Estate; Classic | US1120H |
| 5.7L V8 350 CID | 1983-1984 | Classic | US1120 |
| 5.7L V8 350 CID | 1983-1984 | Classic; Exc. Air Cond. | US1100 |
| 5.7L V8 350 CID | 1983-1984 | High performance - Classic | US1120H |
| 5.7L V8 350 CID | 1985 | Classic; DIESEL | US1120 |
| 5.7L V8 350 CID | 1985 | Classic; DIESEL : Exc. Air Cond. | US1100 |
| 5.7L V8 350 CID | 1985 | High performance - Classic; DIESEL | US1120H |
| 5.7L V8 350 CID | 1989-1990 | Base | US5049 |
| 5.7L V8 350 CID | 1989-1990 | High performance - Base | US5049H |
| 5.7L V8 350 CID | 1991-1992 | Base, Classic, Classic LTZ | US5051 |
| 5.7L V8 350 CID | 1993 | Classic LTZ | US5051 |
| 5.7L V8 350 CID | 1994 | Classic, Classic LS | US5069 |
| 5.7L V8 350 CID | 1995-1996 | Classic | US5069 |
| 5.7L V8 5736cc 350 CID | 1969-1972 | High performance - Main | US898H |
| 5.7L V8 5736cc 350 CID | 1969-1972 | Main | US898 |
| 5.7L V8 5737cc 350 CID | 1972 | High performance - Main | US898H |
| 5.7L V8 5737cc 350 CID | 1972 | Main | US898 |
| 6.0L V8 5967cc 364 CID | 2011-2014 | PPV | US79 |
| 6.5L V8 396 CID | 1968-1969 | Main | US981 |
| 6.5L V8 6489cc 396 CID | 1966-1969 | Main | US981 |
| 6.6L V8 400 CID | 1970-1972 | Main | US981 |

| Engine | Years | Application Description | USMW |
|----------------------------|-----------|---|---------|
| 6.6L V8 400 CID | 1975-1976 | High performance - Main | US1109H |
| 6.6L V8 400 CID | 1975-1976 | Main | US1109 |
| 6.6L V8 402 CID | 1971-1972 | Main | US981 |
| 6.6L V8 6555cc 400 CID | 1970-1972 | Main | US981 |
| 6.6L V8 6556cc 400 CID | 1970-1972 | Main | US981 |
| 6.6L V8 6588cc 402 CID | 1970-1972 | Main | US981 |
| 7.0L V8 427 CID | 1968-1969 | Main | US981 |
| 7.0L V8 6998cc 427 CID | 1966-1969 | Main | US981 |
| 7.4L V8 454 CID | 1975-1976 | High performance - Main | US1002H |
| 7.4L V8 454 CID | 1975-1976 | Main | US1002 |
| CAPRICE (MEX) | | | |
| 5.7L V8 5700cc 350 CID | 1981 | | US1121 |
| 5.7L V8 5736cc 350 CID | 1982 | | US1121 |
| CAPTIVA SPORT | | | |
| 2.4L L4 145 CID | 2012 | LS | US5092 |
| 2.4L L4 145 CID | 2013-2014 | LS, LT, LTZ | US5092 |
| 3.0L V6 182 CID | 2012 | LT, LTZ | US8932 |
| CAPTIVA SPORT (MEX) | | | |
| 2.4L L4 2409cc 147 CID | 2008-2009 | | US9426 |
| 2.4L L4 2409cc 147 CID | 2010-2011 | | US5092 |
| 2.4L L4 2409cc 147 CID | 2012-2015 | LS | US5092 |
| 3.0L V6 3000cc 183 CID | 2011 | | US8932 |
| 3.0L V6 3000cc 183 CID | 2012 | LT | US8932 |
| 3.6L V6 3564cc 217 CID | 2008-2009 | | US8932 |
| 3.6L V6 3564cc 217 CID | 2010 | | US8989 |
| CAVALIER | | | |
| 1.8L L4 112 CID | 1982 | Base, Cadet, CL | US5007 |
| 2.0L L4 122 CID | 1983 | Base, CL, CS | US5007 |
| 2.0L L4 122 CID | 1984 | Base, CL, CS, Olympic, Type-10 | US5007 |
| 2.0L L4 122 CID | 1985 | Base, CL, CS, Type-10 | US5007 |
| 2.0L L4 122 CID | 1986 | Base, CL, CS, RS | US5007 |
| 2.0L L4 122 CID | 1987 | Base, RS, CS | US5032 |
| 2.0L L4 122 CID | 1988-1989 | Base, RS, VL | US5032 |
| 2.2L L4 134 CID | 1990 | Base, RS, VL | US5032 |
| 2.2L L4 134 CID | 1991 | RS, VL | US5032 |
| 2.2L L4 134 CID | 2003-2004 | Base | US5092 |
| 2.2L L4 2190cc 134 CID | 1992-1994 | RS, VL | US5032 |
| 2.2L L4 2190cc 134 CID | 1995-2001 | Base; LS | US5032 |
| 2.2L L4 2190cc 134 CID | 1997-1999 | Base; LS, RS | US5032 |
| 2.2L L4 2190cc 134 CID | 2002 | Base; LS Sport, LS | US5032 |
| 2.2L L4 2198cc 134 CID | 2002-2005 | Base, LS, LS Sport | US5092 |
| 2.3L L4 138 CID | 1995 | LS, Z24 | US5043 |
| 2.4L L4 2392cc 146 CID | 1996 | Z24, LS | US5076 |
| 2.4L L4 2392cc 146 CID | 1997-2001 | LS, Z24 | US5076 |
| 2.4L L4 2392cc 146 CID | 2002 | LS, LS Sport, Z24 | US5076 |
| 2.8L V6 173 CID | 1985 | Base, CL, CS, Type-10 | US5020 |
| 2.8L V6 173 CID | 1986 | RS, Z24 | US5020 |
| 2.8L V6 173 CID | 1987 | Base, Z24, CS, RS | US5033 |
| 2.8L V6 173 CID | 1988 | Base, Z24 | US5033 |
| 2.8L V6 173 CID | 1989 | Base, Z24, RS | US5033 |
| 3.1L V6 189 CID | 1990 | Base, Z24, RS | US5033 |
| 3.1L V6 189 CID | 1991-1994 | RS, Z24 | US5033 |
| CAVALIER (MEX) | | | |
| 2.8L V6 2800cc 173 CID | 1990-1994 | | US5033 |
| CELEBRITY | | | |
| 2.5L L4 2474cc 151 CID | 1982 | Base, CL, CS | US5000 |
| 2.5L L4 2474cc 151 CID | 1982 | Base, CL, CS With pulley | US5000P |
| 2.5L L4 2474cc 151 CID | 1983 | Base, CL | US5000 |
| 2.5L L4 2474cc 151 CID | 1983 | Base; CL, With pulley | US5000P |
| 2.5L L4 2474cc 151 CID | 1984 | Base, Eurosport | US5000 |
| 2.5L L4 2474cc 151 CID | 1984 | Base, Eurosport; With pulley | US5000P |
| 2.5L L4 2474cc 151 CID | 1985 | Base, Eurosport, Classic, Estate | US5000 |
| 2.5L L4 2474cc 151 CID | 1985 | Base, Eurosport, Classic, Estate; With pulley | US5000P |
| 2.5L L4 2474cc 151 CID | 1986 | Base, Eurosport, Estate | US5000 |
| 2.5L L4 2474cc 151 CID | 1986 | Base, Eurosport, Estate; With pulley | US5000P |
| 2.5L L4 2474cc 151 CID | 1987 | Base, Eurosport, Estate | US5041 |
| 2.5L L4 2474cc 151 CID | 1988-1990 | Base, Eurosport | US5041 |
| 2.5L L4 2474cc 151 CID | 1989 | Base, Eurosport, CL | US5041 |
| 2.8L V6 173 CID | 1982 | Base, CL, CS | US5001 |

| Engine | Years | Application Description | USMW |
|--------------------------|-----------|--|---------|
| CHEVROLET (CONT.) | | | |
| CELEBRITY (CONT.) | | | |
| 2.8L V6 173 CID | 1983 | Base, CL | US5001 |
| 2.8L V6 173 CID | 1984 | Base, Eurosport | US5001 |
| 2.8L V6 173 CID | 1985 | Base, Classic, Estate, Eurosport | US5001 |
| 2.8L V6 173 CID | 1986 | Base, Estate, Eurosport | US5001 |
| 2.8L V6 173 CID | 1987 | Base, Eurosport, Estate | US5033 |
| 2.8L V6 173 CID | 1988 | Base, Eurosport | US5033 |
| 2.8L V6 173 CID | 1989 | Base, Eurosport, CL | US5033 |
| 3.1L V6 189 CID | 1990 | Base, Eurosport | US5033 |
| 4.3L V6 260 CID | 1982 | Base, CL, CS | US5014P |
| 4.3L V6 260 CID | 1982 | Base, CL; CS; W/O Pulley | US5014 |
| 4.3L V6 260 CID | 1983 | Base, CL | US5014P |
| 4.3L V6 260 CID | 1983 | Base, CL; W/O Pulley | US5014 |
| 4.3L V6 260 CID | 1984 | Base, Eurosport | US5014P |
| 4.3L V6 260 CID | 1984 | Base; Eurosport; W/O Pulley | US5014 |
| 4.3L V6 260 CID | 1985 | Base, Classic, Estate, Eurosport | US5014P |
| 4.3L V6 260 CID | 1985 | Base; Classic; Estate; Eurosport; W/O Pulley | US5014 |
| CELEBRITY (MEX) | | | |
| 2.8L V6 2800cc 173 CID | 1990 | | US5033 |
| 2.8L V6 2835cc 173 CID | 1982-1984 | | US5033 |
| CENTURY (MEX) | | | |
| 2.2L L4 2196cc 134 CID | 1995 | | US5033 |
| 2.8L V6 2800cc 173 CID | 1983-1990 | | US5033 |
| 3.1L V6 3130cc 191 CID | 1989-1997 | | US5033 |
| CHEVELLE | | | |
| 3.2L L6 194 CID | 1966 | With A/C | US927 |
| 3.8L L6 230 CID | 1967 | With A/C | US927 |
| 4.1L L6 250 CID | 1967 | With A/C | US927 |
| 4.6L V8 283 CID | 1965-1967 | High performance - Main | US898H |
| 4.6L V8 283 CID | 1965-1967 | Main | US898 |
| 4.6L V8 4638cc 283 CID | 1964-1967 | High performance - Main | US898H |
| 4.6L V8 4638cc 283 CID | 1964-1967 | Main | US898 |
| 5.0L V8 307 CID | 1968-1972 | High performance - Main | US898H |
| 5.0L V8 307 CID | 1968-1972 | Main | US898 |
| 5.0L V8 5031cc 307 CID | 1968-1972 | High performance - Main | US898H |
| 5.0L V8 5031cc 307 CID | 1968-1972 | Main | US898 |
| 5.3L V8 5358cc 327 CID | 1964-1968 | High performance - Main | US898H |
| 5.3L V8 5358cc 327 CID | 1964-1968 | Main | US898 |
| 5.4L V8 327 CID | 1965-1968 | High performance - Main | US898H |
| 5.4L V8 327 CID | 1965-1968 | Main | US898 |
| 5.7L V8 350 CID | 1969-1972 | High performance - Main | US898H |
| 5.7L V8 350 CID | 1969-1972 | Main | US898 |
| 5.7L V8 5736cc 350 CID | 1968-1972 | High performance - Main | US898H |
| 5.7L V8 5736cc 350 CID | 1968-1972 | Main | US898 |
| 5.7L V8 5737cc 350 CID | 1972 | High performance - Main | US898H |
| 5.7L V8 5737cc 350 CID | 1972 | Main | US898 |
| 6.5L V8 396 CID | 1966-1970 | Main | US981 |
| 6.5L V8 6489cc 396 CID | 1966-1969 | Main | US981 |
| 6.6L V8 400 CID | 1970-1971 | Main | US981 |
| 6.6L V8 402 CID | 1970-1972 | Main | US981 |
| 6.6L V8 6555cc 400 CID | 1970-1972 | Main | US981 |
| 6.6L V8 6556cc 400 CID | 1970-1971 | Main | US981 |
| 6.6L V8 6588cc 402 CID | 1970-1972 | Main | US981 |
| CHEVELLE (MEX) | | | |
| 3.8L L6 3800cc 230 CID | 1970 | | US895 |
| 4.1L L6 4100cc 250 CID | 1964-1966 | | US895 |
| 4.8L L6 4800cc 292 CID | 1967-1973 | | US896 |
| CHEVETTE | | | |
| 1.6L L4 98 CID | 1976-1979 | Main | US5004 |
| 1.6L L4 98 CID | 1980-1982 | Base, Scooter | US5004 |
| 1.6L L4 98 CID | 1983 | Base, S, Scooter | US5004 |
| 1.6L L4 98 CID | 1984-1985 | Base, CS | US5004 |
| 1.6L L4 98 CID | 1986-1987 | CS | US5004 |
| 1.8L L4 1819cc 110 CID | 1981 | Base | US5009 |
| 1.8L L4 1819cc 110 CID | 1982 | Base, Diesel | US5009 |
| 1.8L L4 1819cc 110 CID | 1983 | Base, S | US5009 |
| 1.8L L4 1819cc 110 CID | 1984 | Base, CS | US5009 |

| Engine | Years | Application Description | USMW |
|----------------------------|-----------|---|---------|
| 1.8L L4 1819cc 110 CID | 1985 | Base, CS | US5027 |
| 1.8L L4 1819cc 110 CID | 1986 | CS | US5027 |
| CHEVY (MEX) | | | |
| 1.6L L4 1598cc 98 CID | 2010-2012 | | US5057 |
| 1.6L L4 1600cc 98 CID | 1999-2003 | Pickup | US5057 |
| 1.6L L4 1606cc 98 CID | 2004-2008 | C2 | US5057 |
| 1.6L L4 1606cc 98 CID | 2009 | | US5057 |
| CHEVY II | | | |
| 4.6L V8 283 CID | 1964-1966 | High performance - Main | US898H |
| 4.6L V8 283 CID | 1964-1966 | Main | US898 |
| 4.6L V8 4638cc 283 CID | 1963-1967 | High performance - Main | US898H |
| 4.6L V8 4638cc 283 CID | 1963-1967 | Main | US898 |
| 5.0L V8 307 CID | 1968 | High performance - Main | US898H |
| 5.0L V8 307 CID | 1968 | Main | US898 |
| 5.0L V8 5031cc 307 CID | 1968 | High performance - Main | US898H |
| 5.0L V8 5031cc 307 CID | 1968 | Main | US898 |
| 5.3L V8 5358cc 327 CID | 1965-1968 | High performance - Main | US898H |
| 5.3L V8 5358cc 327 CID | 1965-1968 | Main | US898 |
| 5.4L V8 327 CID | 1965-1968 | High performance - Main | US898H |
| 5.4L V8 327 CID | 1965-1968 | Main | US898 |
| 5.7L V8 350 CID | 1968 | High performance - Main | US898H |
| 5.7L V8 350 CID | 1968 | Main | US898 |
| 5.7L V8 5736cc 350 CID | 1968 | High performance - Main | US898H |
| 5.7L V8 5736cc 350 CID | 1968 | Main | US898 |
| 6.5L V8 396 CID | 1968 | Main | US981 |
| 6.5L V8 6489cc 396 CID | 1968 | Main | US981 |
| CHEYENNE (MEX) | | | |
| 5.3L V8 5300cc 323 CID | 2007-2009 | | US6009 |
| 5.3L V8 5300cc 323 CID | 2010 | LT, LTZ | US6009 |
| CHEYENNE 2500 (MEX) | | | |
| 5.3L V8 5300cc 323 CID | 2011 | LT, LTZ | US6009 |
| 5.3L V8 5328cc 325 CID | 2012-2015 | LT, LTZ | US6009 |
| CITATION | | | |
| 2.5L L4 2474cc 151 CID | 1980 | Base, X-11, Club, Custom | US5000 |
| 2.5L L4 2474cc 151 CID | 1980 | Base; X-11; Club; Custom; With pulley | US5000P |
| 2.5L L4 2474cc 151 CID | 1981-1983 | Base, X-11 | US5000 |
| 2.5L L4 2474cc 151 CID | 1981-1983 | Base; X-11; With pulley | US5000P |
| 2.8L V6 173 CID | 1980 | Base, Club, Custom, X-11 | US5001 |
| 2.8L V6 173 CID | 1981-1983 | Base, X-11 | US5001 |
| CITATION (MEX) | | | |
| 2.8L V6 2800cc 173 CID | 1984-1986 | X11 | US5001 |
| 2.8L V6 2800cc 173 CID | 1987-1988 | | US5001 |
| CITATION II | | | |
| 2.5L L4 2474cc 151 CID | 1984-1985 | Base, X-11 | US5000 |
| 2.5L L4 2474cc 151 CID | 1984-1985 | Base; X-11; With pulley | US5000P |
| 2.8L V6 173 CID | 1984-1985 | Base, X-11 | US5001 |
| CLASSIC | | | |
| 2.2L L4 2198cc 134 CID | 2004 | Base, LS | US5092 |
| 2.2L L4 2198cc 134 CID | 2005 | Base | US5092 |
| COBALT | | | |
| 2.0L L4 122 CID | 2005-2007 | SS | US5092 |
| 2.0L L4 1998cc 122 CID | 2008-2010 | SS | US5092 |
| 2.2L L4 2198cc 134 CID | 2005-2010 | Base, LS, LT | US5092 |
| 2.2L L4 2198cc 134 CID | 2006-2007 | LS, LT, LTZ | US5092 |
| 2.2L L4 2198cc 134 CID | 2008-2009 | LS, LT | US5092 |
| 2.4L L4 145 CID | 2006-2007 | SS | US5092 |
| 2.4L L4 145 CID | 2008 | Sport | US5092 |
| COLORADO | | | |
| 2.5L L4 2457cc 153 CID | 2015 | Base, LT, WT, Z71; Pump only | US8102 |
| 2.8L L4 2770cc 169 CID | 2004 | Base, LS, Sport, Sport LS, Z71, Z71 LS, Z85, Z85 LS | US5097 |
| 2.8L L4 2770cc 169 CID | 2005 | Sport, Sport LS, Z71, Z71 LS, Z85, Z85 LS | US5097 |
| 2.8L L4 2770cc 169 CID | 2006 | LS, LT, WT | US5097 |
| 2.9L L4 2921cc 178 CID | 2007-2008 | LS, LT, WT | US5097 |
| 2.9L L4 2921cc 178 CID | 2009-2012 | LT, WT | US5097 |
| 3.5L L5 3460cc 211 CID | 2004 | Base, LS, Sport, Sport LS, Z71, Z71 LS, Z85, Z85 LS | US5097 |
| 3.5L L5 3460cc 211 CID | 2005 | Sport, Sport LS, Z71, Z71 LS, Z85, Z85 LS | US5097 |

| Engine | Years | Application Description | USMW |
|--------------------------|-----------|--|----------|
| CHEVROLET (CONT.) | | | |
| COLORADO (CONT.) | | | |
| 3.5L L5 3460cc 211 CID | 2006 | LT, WT | US5097 |
| 3.7L L5 3654cc 223 CID | 2007 | LS, LT | US5097 |
| 3.7L L5 3654cc 223 CID | 2008 | LS, LT, WT | US5097 |
| 3.7L L5 3654cc 223 CID | 2009-2012 | LT, WT | US5097 |
| 5.3L V8 5328cc 325 CID | 2009-2012 | LT | US6009 |
| 5.3L V8 5328cc 325 CID | 2009-2012 | LT; Includes thermostat and thermostat housing | US6009-T |
| COLORADO (MEX) | | | |
| 3.6L V6 3564cc 217 CID | 2014 | LT, LTZ | US8932 |
| 3.6L V6 3564cc 217 CID | 2015 | LTZ | US8932 |
| 3.6L V6 3600cc 217 CID | 2013 | LT | US8932 |
| CORSA | | | |
| 1.8L L4 1796cc 110 CID | 2003-2008 | Main (Mex) | US8938 |
| CORSA (MEX) | | | |
| 1.4L L4 1389cc 85 CID | 2002 | | US5057 |
| 1.4L L4 1389cc 85 CID | 2003 | | US8933 |
| 1.8L L4 1780cc 108 CID | 2003-2008 | With 19 teeth pulley | US8938 |
| CORSICA | | | |
| 2.0L L4 122 CID | 1987-1988 | Base, LT | US5032 |
| 2.0L L4 122 CID | 1989 | Base | US5032 |
| 2.2L L4 134 CID | 1990-1991 | LT | US5032 |
| 2.2L L4 2190cc 134 CID | 1992 | LT, LTZ | US5032 |
| 2.2L L4 2190cc 134 CID | 1993 | LT | US5032 |
| 2.2L L4 2190cc 134 CID | 1994-1996 | Base | US5032 |
| 2.8L V6 173 CID | 1987-1988 | Base, LT | US5033 |
| 2.8L V6 173 CID | 1989 | Base, LTZ | US5033 |
| 3.1L V6 189 CID | 1990-1992 | LT, LTZ | US5033 |
| 3.1L V6 189 CID | 1991-1993 | LT | US5033 |
| 3.1L V6 189 CID | 1994-1996 | Base | US5033 |
| CORVETTE | | | |
| 4.3L V8 4343cc 265 CID | 1955-1956 | High performance - Main | US898H |
| 4.3L V8 4343cc 265 CID | 1955-1956 | Main | US898 |
| 4.6L V8 4638cc 283 CID | 1957-1961 | High performance - Main | US898H |
| 4.6L V8 4638cc 283 CID | 1957-1961 | Main | US898 |
| 5.0L V8 305 CID | 1980 | Base | US984 |
| 5.0L V8 305 CID | 1980 | High performance - Base | US984H |
| 5.3L V8 5358cc 327 CID | 1962-1968 | High performance - Main | US898H |
| 5.3L V8 5358cc 327 CID | 1962-1968 | Main | US898 |
| 5.4L V8 327 CID | 1968 | High performance - Main | US898H |
| 5.4L V8 327 CID | 1968 | Main | US898 |
| 5.7L V8 350 CID | 1969-1972 | High performance - Main | US898H |
| 5.7L V8 350 CID | 1969-1972 | Main | US898 |
| 5.7L V8 350 CID | 1976-1979 | High performance - Main | US984H |
| 5.7L V8 350 CID | 1976-1979 | Main | US984 |
| 5.7L V8 350 CID | 1980-1981 | Base | US984 |
| 5.7L V8 350 CID | 1980-1981 | High performance - Base | US984H |
| 5.7L V8 350 CID | 1982 | Base, Collector's Edition | US984 |
| 5.7L V8 350 CID | 1982 | High performance - Base, Collector's Edition | US984H |
| 5.7L V8 350 CID | 1984-1991 | Base | US5016 |
| 5.7L V8 350 CID | 1984-1991 | High performance - Base | US5016H |
| 5.7L V8 350 CID | 1986 | Base, Indianapolis 500 Pace Car | US5016 |
| 5.7L V8 350 CID | 1986 | High performance - Base, Indianapolis 500 Pace Car | US5016H |
| 5.7L V8 350 CID | 1988 | 35th Anniversary Edition, Base | US5016 |
| 5.7L V8 350 CID | 1988 | High performance - 35th Anniversary Edition, Base | US5016H |
| 5.7L V8 350 CID | 1990-1995 | ZR-1 | US5056 |
| 5.7L V8 350 CID | 1992 | Base | US5063 |
| 5.7L V8 350 CID | 1993 | 40th Anniversary Edition, Bas | US5066 |
| 5.7L V8 350 CID | 1994 | Base | US5066 |
| 5.7L V8 350 CID | 1995 | Base; Indianapolis 500 Pace Car | US5066 |
| 5.7L V8 350 CID | 1996 | Base, Collector's Edition, Grand Sport, Base | US5066 |
| 5.7L V8 350 CID | 1997-2000 | Base | US5081 |
| 5.7L V8 350 CID | 1998 | Base; Indianapolis 500 Pace Car | US5081 |
| 5.7L V8 350 CID | 2001-2002 | Base, Z06 | US5081 |
| 5.7L V8 350 CID | 2003 | 50th Anniversary Edition, 50th Anniversary Edition Pace Car, Base; Z06 | US5081 |

| Engine | Years | Application Description | USMW |
|------------------------|-----------|---|---------|
| 5.7L V8 350 CID | 2004 | Base; Z06 | US5081 |
| 5.7L V8 5736cc 350 CID | 1969-1972 | High performance - Main | US898H |
| 5.7L V8 5736cc 350 CID | 1969-1972 | Main | US898 |
| 5.7L V8 5737cc 350 CID | 1972 | High performance - Main | US898H |
| 5.7L V8 5737cc 350 CID | 1972 | Main | US898 |
| 6.0L V8 364 CID | 2005 | Base | US65N |
| 6.0L V8 364 CID | 2005 | Base; Includes thermostat and thermostat housing | US65N-T |
| 6.0L V8 5967cc 364 CID | 2006-2007 | Base | US65N |
| 6.0L V8 5967cc 364 CID | 2006-2007 | Base; Includes thermostat and thermostat housing | US65N-T |
| 6.2L V8 6162cc 376 CID | 2008 | Base | US65N |
| 6.2L V8 6162cc 376 CID | 2008 | Base; Includes thermostat and thermostat housing | US65N-T |
| 6.2L V8 6162cc 376 CID | 2009 | Base | US79 |
| 6.2L V8 6162cc 376 CID | 2010-2013 | Base, Grand Sport | US79 |
| 7.0L V8 427 CID | 1968-1969 | High performance | US5019H |
| 7.0L V8 427 CID | 1968-1969 | Main | US981 |
| 7.0L V8 427 CID | 1968-1969 | Standard | US5019 |
| 7.0L V8 6998cc 427 CID | 1966-1969 | High performance | US5019H |
| 7.0L V8 6998cc 427 CID | 1966-1969 | Main | US981 |
| 7.0L V8 6998cc 427 CID | 1966-1969 | Standard | US5019 |
| 7.0L V8 7011cc 427 CID | 2006-2007 | Z06 | US65N |
| 7.0L V8 7011cc 427 CID | 2006-2007 | Z06; Includes thermostat and thermostat housing | US65N-T |
| 7.0L V8 7011cc 427 CID | 2008 | 427 Limited Edition Z06, Z06 | US65N |
| 7.0L V8 7011cc 427 CID | 2008 | 427 Limited Edition Z06; Includes thermostat and thermostat housing | US65N-T |
| 7.0L V8 7011cc 427 CID | 2009-2012 | Z06 | US79 |
| 7.0L V8 7011cc 427 CID | 2011 | Z06, Z06 Carbon | US79 |
| 7.0L V8 7011cc 427 CID | 2013 | 427, Z06 | US79 |
| CRUZE | | | |
| 1.4L L4 1364cc 83 CID | 2011-2014 | Eco, LT, LTZ | US6662 |
| 1.8L L4 1796cc 110 CID | 2011-2014 | LS | US6184 |
| CRUZE (MEX) | | | |
| 1.8L L4 1796cc 110 CID | 2010 | | US6184 |
| 1.8L L4 1796cc 110 CID | 2011-2015 | LS, LT | US6184 |
| 1.8L L4 1796cc 110 CID | 2012-2016 | LS | US6184 |
| 1.8L L4 1796cc 110 CID | 2012 | LT, | US6046 |
| CS1073 (MEX) | | | |
| 4.1L L6 4100cc 250 CID | 1966-1974 | | US895 |
| 4.1L L6 4100cc 250 CID | 1975-1977 | | US1110 |
| 4.1L L6 4100cc 250 CID | 1978 | | US1107 |
| 4.7L V8 4738cc 283 CID | 1964-1967 | | US898 |
| 4.8L L6 4800cc 292 CID | 1964-1974 | | US896 |
| 4.8L L6 4800cc 292 CID | 1975-1977 | | US1137 |
| 4.8L L6 4800cc 292 CID | 1978 | | US5030 |
| 5.4L V8 5400cc 327 CID | 1964-1969 | | US898 |
| CS31003 (MEX) | | | |
| 4.7L V8 4738cc 283 CID | 1964-1967 | | US898 |
| 4.8L L6 4800cc 292 CID | 1965-1974 | | US896 |
| 4.8L L6 4800cc 292 CID | 1975-1977 | | US1137 |
| 4.8L L6 4800cc 292 CID | 1978 | | US5030 |
| 5.4L V8 5400cc 327 CID | 1964-1969 | | US898 |
| 5.7L V8 5700cc 350 CID | 1968-1974 | | US898 |
| 5.7L V8 5700cc 350 CID | 1975-1976 | | US1109 |
| 5.7L V8 5700cc 350 CID | 1977-1978 | | US1121 |
| CUTLASS (MEX) | | | |
| 2.2L L4 2196cc 134 CID | 1994-1996 | | US5033 |
| 2.8L V6 2835cc 173 CID | 1986-1989 | | US5033 |
| 3.1L V6 3130cc 191 CID | 1986-1997 | | US5033 |
| DEL RAY | | | |
| 4.3L V8 4343cc 265 CID | 1957 | High performance - Main | US898H |
| 4.3L V8 4343cc 265 CID | 1957 | Main | US898 |
| 4.6L V8 4638cc 283 CID | 1957-1958 | High performance - Main | US898H |
| 4.6L V8 4638cc 283 CID | 1957-1958 | Main | US898 |
| 5.7L V8 5704cc 348 CID | 1958 | High performance - Main | US898H |
| 5.7L V8 5704cc 348 CID | 1958 | Main | US898 |

| Engine | Years | Application Description | USMW |
|--------------------------|-----------|--|---------|
| CHEVROLET (CONT.) | | | |
| EL CAMINO | | | |
| 3.2L L6 3180cc 194 CID | 1966 | With A/C | US927 |
| 3.3L V6 200 CID | 1978-1979 | High performance - Main | US1121H |
| 3.3L V6 200 CID | 1978-1979 | Main | US1121 |
| 3.8L L6 3769cc 230 CID | 1966-1967 | With A/C | US927 |
| 3.8L V6 229 CID | 1980 | Base, Royal Knight | US1121 |
| 3.8L V6 229 CID | 1980 | High performance - Base, Royal Knight | US1121H |
| 3.8L V6 229 CID | 1981 | Base, Conquista, Royal Knight | US1121 |
| 3.8L V6 229 CID | 1981 | High performance - Base, Conquista, Royal Knight | US1121H |
| 3.8L V6 229 CID | 1982 | Base, Conquista | US1121 |
| 3.8L V6 229 CID | 1982 | High performance - Base, Conquista | US1121H |
| 3.8L V6 229 CID | 1983 | Conquista, SS | US1121 |
| 3.8L V6 229 CID | 1983 | High performance - Conquista, SS | US1121H |
| 3.8L V6 229 CID | 1984 | Base, Conquista, SS | US1121 |
| 3.8L V6 229 CID | 1984 | High performance - Base, Conquista, SS | US1121H |
| 3.8L V6 231 CID | 1979 | High performance - Main | US1018H |
| 3.8L V6 231 CID | 1979 | Main | US1018 |
| 3.8L V6 3800cc 231 CID | 1978-1979 | High performance - Main | US1018H |
| 3.8L V6 3800cc 231 CID | 1978-1979 | Main | US1018 |
| 3.8L V6 3800cc 231 CID | 1980 | Base, SS, Royal Knight | US1018 |
| 3.8L V6 3800cc 231 CID | 1980 | High performance - Base, SS, Royal Knight | US1018H |
| 3.8L V6 3800cc 231 CID | 1981 | Base, SS, Conquista, Royal Knight | US1018 |
| 3.8L V6 3800cc 231 CID | 1981 | High performance - Base, SS, Conquista, Royal Knight | US1018H |
| 3.8L V6 3800cc 231 CID | 1982-1984 | Base, SS, Conquista | US1018 |
| 3.8L V6 3800cc 231 CID | 1982-1984 | High performance - Base, SS, Conquista | US1018H |
| 4.1L L6 250 CID | 1975-1977 | Main | US1107 |
| 4.1L L6 4098cc 250 CID | 1967 | With A/C | US927 |
| 4.3L V6 262 CID | 1985-1986 | Base, SS, Conquista | US1121 |
| 4.3L V6 262 CID | 1985-1986 | High performance - Base, SS, Conquista | US1121H |
| 4.3L V6 262 CID | 1987 | Base, SS | US1121 |
| 4.3L V6 262 CID | 1987 | High performance - Base, SS | US1121H |
| 4.4L V8 267 CID | 1980 | Base, SS, Royal Knight | US1121 |
| 4.4L V8 267 CID | 1980 | High performance - Base, SS, Royal Knight | US1121H |
| 4.4L V8 267 CID | 1981 | Base, SS, Conquista, Royal Knight | US1121 |
| 4.4L V8 267 CID | 1981 | High performance - Base, SS, Conquista, Royal Knight | US1121H |
| 4.4L V8 267 CID | 1982 | Base, SS, Conquista | US1121 |
| 4.4L V8 267 CID | 1982 | High performance - Base, SS, Conquista | US1121H |
| 4.6L V8 4638cc 283 CID | 1959-1967 | High performance - Main | US898H |
| 4.6L V8 4638cc 283 CID | 1959-1967 | Main | US898 |
| 5.0L V8 305 CID | 1976 | High performance - Main | US1109H |
| 5.0L V8 305 CID | 1976 | Main | US1109 |
| 5.0L V8 305 CID | 1977-1979 | High performance - Main | US1121H |
| 5.0L V8 305 CID | 1977-1979 | Main | US1121 |
| 5.0L V8 305 CID | 1980 | Base, SS, Royal Knight | US1121 |
| 5.0L V8 305 CID | 1980 | High performance - Base, SS, Royal Knight | US1121H |
| 5.0L V8 305 CID | 1981 | Base, SS, Conquista, Royal Knight | US1121 |
| 5.0L V8 305 CID | 1981 | High performance - Base, SS, Conquista, Royal Knight | US1121H |
| 5.0L V8 305 CID | 1982-1986 | Base, SS, Conquista | US1121 |
| 5.0L V8 305 CID | 1982-1986 | High performance - Base, SS, Conquista | US1121H |
| 5.0L V8 305 CID | 1987 | Base, SS | US1121 |
| 5.0L V8 305 CID | 1987 | High performance - Base, SS | US1121H |
| 5.0L V8 307 CID | 1968-1972 | High performance - Main | US898H |
| 5.0L V8 307 CID | 1968-1972 | Main | US898 |
| 5.0L V8 5031cc 307 CID | 1968-1972 | High performance - Main | US898H |
| 5.0L V8 5031cc 307 CID | 1968-1972 | Main | US898 |
| 5.3L V8 5358cc 327 CID | 1966-1969 | High performance - Main | US898H |
| 5.3L V8 5358cc 327 CID | 1966-1969 | Main | US898 |
| 5.4L V8 327 CID | 1968 | High performance - Main | US898H |
| 5.4L V8 327 CID | 1968 | Main | US898 |
| 5.7L V8 350 CID | 1969-1972 | High performance - Main | US898H |
| 5.7L V8 350 CID | 1969-1972 | Main | US898 |
| 5.7L V8 350 CID | 1976 | High performance - Main | US1109H |
| 5.7L V8 350 CID | 1976 | Main | US1109 |
| 5.7L V8 350 CID | 1977-1979 | High performance - Main | US1121H |

| Engine | Years | Application Description | USMW |
|------------------------|-----------|--|----------|
| 5.7L V8 350 CID | 1977-1979 | Main | US1121 |
| 5.7L V8 350 CID | 1983-1984 | Base, SS, Conquista | US1120 |
| 5.7L V8 350 CID | 1983-1984 | High performance - Base, SS, Conquista | US1120H |
| 5.7L V8 5704cc 348 CID | 1959-1960 | High performance - Main | US898H |
| 5.7L V8 5704cc 348 CID | 1959-1960 | Main | US898 |
| 5.7L V8 5736cc 350 CID | 1968-1972 | High performance - Main | US898H |
| 5.7L V8 5736cc 350 CID | 1968-1972 | Main | US898 |
| 5.7L V8 5737cc 350 CID | 1972 | High performance - Main | US898H |
| 5.7L V8 5737cc 350 CID | 1972 | Main | US898 |
| 6.5L V8 396 CID | 1968-1970 | Main | US981 |
| 6.5L V8 6489cc 396 CID | 1966-1969 | Main | US981 |
| 6.6L V8 400 CID | 1970 | Main | US981 |
| 6.6L V8 400 CID | 1975-1976 | High performance - Main | US1109H |
| 6.6L V8 400 CID | 1975-1976 | Main | US1109 |
| 6.6L V8 402 CID | 1971-1972 | Main | US981 |
| 6.6L V8 6555cc 400 CID | 1970-1972 | Main | US981 |
| 6.6L V8 6588cc 402 CID | 1970-1972 | Main | US981 |
| EQUINOX | | | |
| 2.4L L4 145 CID | 2010-2014 | LS, LT, LTZ | US5092 |
| 2.4L L4 2384cc 145 CID | 2011 | LS, LT, LTZ | US5092 |
| 3.0L V6 182 CID | 2010-2012 | LT, LTZ | US8932 |
| 3.4L V6 207 CID | 2005-2007 | LS, LT | US6145 |
| 3.4L V6 207 CID | 2008-2009 | LS, LT, LTZ | US6145 |
| 3.6L V6 217 CID | 2008-2009 | Sport | US8932 |
| 3.6L V6 217 CID | 2013 | LT, LTZ | US8932 |
| EUROSPORT (MEX) | | | |
| 3.1L V6 3135cc 191 CID | 1991-1996 | | US5033 |
| EXPRESS (MEX) | | | |
| 4.3L V6 4300cc 262 CID | 2010-2013 | | US5077 |
| 5.3L V8 5300cc 323 CID | 2008 | 1500 | US6009 |
| 5.3L V8 5300cc 323 CID | 2010-2011 | | US6009 |
| 5.3L V8 5328cc 325 CID | 2012-2013 | | US6009 |
| 6.0L V8 5967cc 364 CID | 2010-2013 | | US6009 |
| EXPRESS 1500 | | | |
| 4.3L V6 262 CID | 1996-2002 | High performance - Base, LS | US5077H |
| 4.3L V6 262 CID | 1996-2005 | Base, LS | US5077 |
| 4.3L V6 262 CID | 2001-2006 | Base, LS, LT | US5077 |
| 4.3L V6 262 CID | 2003-2005 | High performance - Base, LS | US5077H |
| 4.3L V6 262 CID | 2006 | High performance - Base, LS, LT | US5077H |
| 4.3L V6 262 CID | 2007-2011 | High performance - Base | US5077H |
| 4.3L V6 262 CID | 2007-2012 | Base | US5077 |
| 4.3L V6 4293cc 262 CID | 2013-2014 | Base | US5077 |
| 5.0L V8 305 CID | 1996-2000 | Base, LS | US5077 |
| 5.0L V8 305 CID | 1996-2002 | High performance - Base, LS | US5077H |
| 5.0L V8 305 CID | 2001-2002 | Base, LS, LT | US5077 |
| 5.3L V8 5328cc 325 CID | 2003-2005 | Base, LS | US64 |
| 5.3L V8 5328cc 325 CID | 2003-2005 | Base, LS; Includes thermostat and thermostat housing | US64-T |
| 5.3L V8 5328cc 325 CID | 2006 | Base, LS, LT | US64 |
| 5.3L V8 5328cc 325 CID | 2006 | Base, LS, LT; Includes thermostat and thermostat housing | US64-T |
| 5.3L V8 5328cc 325 CID | 2007 | LS, LT | US6009 |
| 5.3L V8 5328cc 325 CID | 2007 | LS, LT; Includes thermostat and thermostat housing | US6009-T |
| 5.3L V8 5328cc 325 CID | 2008-2009 | Base, LT | US6009 |
| 5.3L V8 5328cc 325 CID | 2008-2009 | Base, LT; Includes thermostat and thermostat housing | US6009-T |
| 5.3L V8 5328cc 325 CID | 2010-2014 | Base, LS, LT | US6009 |
| 5.3L V8 5328cc 325 CID | 2010-2014 | Base, LS, LT; Includes thermostat and thermostat housing | US6009-T |
| 5.7L V8 350 CID | 1996-2000 | Base, LS | US5077 |
| 5.7L V8 350 CID | 1996-2002 | High performance - Base, LS | US5077H |
| 5.7L V8 350 CID | 2001-2002 | Base, LS, LT | US5077 |
| EXPRESS 2500 | | | |
| 4.3L V6 262 CID | 1996-2001 | Base | US5077 |
| 4.3L V6 262 CID | 1996-2005 | High performance - Base, LS | US5077H |
| 4.3L V6 262 CID | 1998 | High performance - Base | US5077H |
| 4.3L V6 262 CID | 2002-2005 | Base, LS | US5077 |
| 4.8L V8 294 CID | 2003-2005 | Base, LS | US64 |

| Engine | Years | Application Description | USMW |
|-----------------------------|-----------|---|----------------|
| CHEVROLET (CONT.) | | | |
| EXPRESS 2500 (CONT.) | | | |
| 4.8L V8 294 CID | 2003-2005 | Base; LS; Includes thermostat and thermostat housing | US64-T US64 |
| 4.8L V8 294 CID | 2006 | Base, LS, LT | US64 |
| 4.8L V8 294 CID | 2006 | Base; LS; LT; Includes thermostat and thermostat housing | US64-T |
| 4.8L V8 294 CID | 2007-2011 | Base | US6009 |
| 4.8L V8 294 CID | 2007-2011 | Base; Includes thermostat and thermostat housing | US6009-T |
| 4.8L V8 294 CID | 2012-2014 | Base, LS, LT | US6009 |
| 4.8L V8 294 CID | 2012-2014 | Base; LS; LT; Includes thermostat and thermostat housing | US6009-T |
| 5.0L V8 305 CID | 1996-2002 | Base, LS | US5077 |
| 5.0L V8 305 CID | 1996-2002 | High performance - Base, LS | US5077H |
| 5.3L V8 5328cc 325 CID | 2003-2005 | Base, LS | US64 |
| 5.3L V8 5328cc 325 CID | 2003-2005 | Base; LS; Includes thermostat and thermostat housing | US64-T |
| 5.7L V8 350 CID | 1996-2002 | Base, LS | US5077 |
| 5.7L V8 350 CID | 1996-2002 | High performance - Base, LS | US5077H |
| 5.7L V8 350 CID | 1999 | High performance - Base; LS | US5077H |
| 6.0L V8 5967cc 364 CID | 2003-2005 | Base; Base; LS, LS | US64 |
| 6.0L V8 5967cc 364 CID | 2003-2005 | Base; LS; Includes thermostat and thermostat housing | US64-T |
| 6.0L V8 5967cc 364 CID | 2006 | Base, LS, LT | US64 |
| 6.0L V8 5967cc 364 CID | 2006 | Base; LS; LT; Includes thermostat and thermostat housing | US64-T |
| 6.0L V8 5967cc 364 CID | 2007-2010 | Base, LS, LT | US6009 |
| 6.0L V8 5967cc 364 CID | 2007-2010 | Base; LS; LT; Includes thermostat and thermostat housing | US6009-T |
| 6.0L V8 5967cc 364 CID | 2011-2014 | Base, LS, LT | US6009-T |
| 6.0L V8 5967cc 364 CID | 2011-2014 | Base; LS; LT; Includes thermostat and thermostat housing | US6009 |
| 6.5L V8 395 CID | 1996 | LS | US5074 |
| 6.5L V8 395 CID | 1997-1998 | Base, LS | US5074 |
| 6.5L V8 395 CID | 1999-2002 | Base, LS | US5086 |
| 6.6L V8 6599cc 403 CID | 2006 | Base, LS, LT | US72 |
| 6.6L V8 6599cc 403 CID | 2007-2014 | Base | US72 |
| EXPRESS 3500 | | | |
| 4.8L V8 294 CID | 2005 | Base, LS | US64 |
| 4.8L V8 294 CID | 2005 | Base; LS; Includes thermostat and thermostat housing | US64-T |
| 4.8L V8 294 CID | 2006 | Base | US64 |
| 4.8L V8 294 CID | 2006 | Base; Includes thermostat and thermostat housing | US64-T |
| 4.8L V8 294 CID | 2007-2011 | Base | US6009 |
| 4.8L V8 294 CID | 2007-2011 | Base; Includes thermostat and thermostat housing | US6009-T |
| 4.8L V8 294 CID | 2012-2014 | Base, LS, LT | US6009 |
| 4.8L V8 294 CID | 2012-2014 | Base; LS; LT; Includes thermostat and thermostat housing | US6009-T |
| 5.7L V8 350 CID | 1996-2002 | Base, LS | US5077 |
| 5.7L V8 350 CID | 1996-2002 | High performance - Base, LS | US5077H |
| 6.0L V8 5967cc 364 CID | 2003-2005 | Base, LS | US64 |
| 6.0L V8 5967cc 364 CID | 2003-2005 | Base; LS; Includes thermostat and thermostat housing | US64-T |
| 6.0L V8 5967cc 364 CID | 2006 | Base, LS, LT | US64 |
| 6.0L V8 5967cc 364 CID | 2006 | Base, LS, LT; Includes thermostat and thermostat housing | US64-T |
| 6.0L V8 5967cc 364 CID | 2007-2010 | Base, LS, LT | US6009 |
| 6.0L V8 5967cc 364 CID | 2007-2010 | Base, LS, LT; Includes thermostat and thermostat housing | US6009-T |
| 6.0L V8 5967cc 364 CID | 2011-2014 | Base, LS, LT | US6009-T |
| 6.0L V8 5967cc 364 CID | 2011-2014 | Base, LS, LT; Includes thermostat and thermostat housing | US6009 |
| 6.5L V8 395 CID | 1996-1998 | Base, LS | US5074 |
| 6.5L V8 395 CID | 1999-2002 | Base, LS | US5086 |
| 6.6L V8 6599cc 403 CID | 2006-2014 | Base | US72 |

| Engine | Years | Application Description | USMW |
|------------------------|-----------|---|----------|
| 7.4L V8 454 CID | 1996-2000 | Base, LS | US5038 |
| 7.4L V8 454 CID | 1996-2000 | High performance - Base, LS | US5038H |
| 8.1L V8 496 CID | 2001-2002 | Base, LS | US5090 |
| EXPRESS 4500 | | | |
| 6.0L V8 5967cc 364 CID | 2009-2014 | Base | US6009 |
| 6.0L V8 5967cc 364 CID | 2009-2014 | Base; Includes thermostat and thermostat housing | US6009-T |
| 6.6L V8 6599cc 403 CID | 2009-2014 | Base | US72 |
| G10 | | | |
| 4.1L L6 250 CID | 1975-1976 | Main | US1110 |
| 4.1L L6 250 CID | 1977-1979 | Main | US1107 |
| 4.1L L6 250 CID | 1980-1982 | Beauville, Chevy Van, Sportvan | US1107 |
| 4.1L L6 250 CID | 1983 | Base, Beauville, Chevy Van, Sportvan, Bonaventure | US1107 |
| 4.1L L6 250 CID | 1984 | Beauville, Chevy Van, Sportvan, Bonaventure | US1107 |
| 4.3L V6 262 CID | 1985-1986 | High performance - Beauville, Chevy Van, Sportvan | US1121H |
| 4.3L V6 262 CID | 1985 | Beauville, Chevy Van, Sportvan | US1121 |
| 4.3L V6 262 CID | 1986 | Beauville, Chevy Van, Sportvan, Bonaventure | US1121 |
| 4.3L V6 262 CID | 1987 | Beauville, Chevy Van, Sportvan, Bonaventure | US5049 |
| 4.3L V6 262 CID | 1987 | High performance - Beauville, Chevy Van, Sportvan, Bonaventure | US5049H |
| 4.3L V6 262 CID | 1988-1995 | Beauville, Chevy Van, Sportvan | US5049 |
| 4.3L V6 262 CID | 1988-1995 | High performance - Beauville, Chevy Van, Sportvan | US5049H |
| 5.0L V8 305 CID | 1977-1979 | High performance - Main | US1121H |
| 5.0L V8 305 CID | 1977-1979 | Main | US1121 |
| 5.0L V8 305 CID | 1980-1985 | Beauville, Chevy Van, Sportvan | US1121 |
| 5.0L V8 305 CID | 1980-1986 | High performance - Beauville, Chevy Van, Sportvan | US1121H |
| 5.0L V8 305 CID | 1983 | Base, Beauville, Chevy Van, Sportvan, Bonaventure | US1121 |
| 5.0L V8 305 CID | 1983 | High performance - Base, Beauville, Chevy Van, Sportvan, Bonaventure | US1121H |
| 5.0L V8 305 CID | 1984 | Beauville, Chevy Van, Sportvan, Bonaventure | US1121 |
| 5.0L V8 305 CID | 1984 | High performance - Beauville, Chevy Van, Sportvan, Bonaventure | US1121H |
| 5.0L V8 305 CID | 1986 | High performance - Beauville, Chevy Van, Sportvan | US1121 |
| 5.0L V8 305 CID | 1987 | Beauville, Chevy Van, Sportvan, Bonaventure | US5049 |
| 5.0L V8 305 CID | 1987 | High performance - Beauville, Chevy Van, Sportvan, Bonaventure | US5049H |
| 5.0L V8 305 CID | 1988-1995 | Beauville, Chevy Van, Sportvan | US5049 |
| 5.0L V8 305 CID | 1988-1995 | High performance - Beauville, Chevy Van, Sportvan | US5049H |
| 5.7L V8 350 CID | 1975-1976 | High performance - Main | US1109H |
| 5.7L V8 350 CID | 1975-1976 | Main | US1109 |
| 5.7L V8 350 CID | 1977-1979 | High performance - Main | US1121H |
| 5.7L V8 350 CID | 1977-1979 | Main | US1121 |
| 5.7L V8 350 CID | 1980 | Beauville, Chevy Van, Sportvan | US1121 |
| 5.7L V8 350 CID | 1980 | High performance - Beauville, Chevy Van, Sportvan | US1121H |
| 5.7L V8 350 CID | 1981-1985 | Sportvan | US1121 |
| 5.7L V8 350 CID | 1981-1986 | High performance - Sportvan | US1121H |
| 5.7L V8 350 CID | 1986 | Bonaventure, Sportvan | US1121 |
| 5.7L V8 350 CID | 1987 | Bonaventure, Sportvan | US5049 |
| 5.7L V8 350 CID | 1987 | High performance - Bonaventure, Sportvan | US5049H |
| 5.7L V8 350 CID | 1988-1993 | High performance - Sportvan | US5049H |
| 5.7L V8 350 CID | 1988-1993 | Sportvan | US5049 |
| 6.6L V8 400 CID | 1976 | High performance - Main | US1109H |
| 6.6L V8 400 CID | 1976 | Main | US1109 |
| G10 VAN | | | |
| 5.0L V8 307 CID | 1968-1972 | High performance - Main | US898H |
| 5.0L V8 307 CID | 1968-1972 | Main | US898 |
| 5.7L V8 350 CID | 1970-1972 | High performance - Main | US898H |
| 5.7L V8 350 CID | 1970-1972 | Main | US898 |
| 5.7L V8 5737cc 350 CID | 1972 | High performance - Main | US898H |
| 5.7L V8 5737cc 350 CID | 1972 | Main | US898 |



WATER PUMP APPLICATION GUIDE

USMW
Professional Series

| Engine | Years | Application Description | USMW |
|--------------------------|-----------|--|---------|
| CHEVROLET (CONT.) | | | |
| G20 | | | |
| 4.1L L6 250 CID | 1975-1979 | Main | US1107 |
| 4.1L L6 250 CID | 1980-1982 | Beauville, Chevy Van, Sportvan | US1107 |
| 4.1L L6 250 CID | 1983-1984 | Beauville, Chevy Van, Sportvan, Bonaventure | US1107 |
| 4.3L V6 262 CID | 1985-1986 | Beauville, Chevy Van, Sportvan | US1121 |
| 4.3L V6 262 CID | 1985-1986 | High performance - Beauville, Chevy Van, Sportvan | US1121H |
| 4.3L V6 262 CID | 1987-1995 | Beauville, Chevy Van, Sportvan | US5049 |
| 4.3L V6 262 CID | 1987-1995 | High performance - Beauville, Chevy Van, Sportvan | US5049H |
| 4.8L L6 292 CID | 1975-1977 | High performance - Main | US1137H |
| 4.8L L6 292 CID | 1975-1977 | Main | US1137 |
| 4.8L L6 292 CID | 1978 | Main | US5030 |
| 4.8L L6 292 CID | 1980 | Beauville, Chevy Van | US5030 |
| 5.0L V8 305 CID | 1977-1979 | High performance - Main | US1121H |
| 5.0L V8 305 CID | 1977-1979 | Main | US1121 |
| 5.0L V8 305 CID | 1980 | Beauville, Chevy Van | US1121 |
| 5.0L V8 305 CID | 1980 | High performance - Beauville, Chevy Van | US1121H |
| 5.0L V8 305 CID | 1981-1986 | Beauville, Chevy Van, Sportvan | US1121 |
| 5.0L V8 305 CID | 1981-1986 | High performance - Beauville, Chevy Van, Sportvan | US1121H |
| 5.0L V8 305 CID | 1983-1984 | Beauville, Chevy Van, Sportvan, Bonaventure | US1121 |
| 5.0L V8 305 CID | 1983-1984 | High performance - Beauville, Chevy Van, Sportvan, Bonaventure | US1121H |
| 5.0L V8 305 CID | 1987-1995 | Beauville, Chevy Van, Sportvan | US5049 |
| 5.0L V8 305 CID | 1987-1995 | High performance - Beauville, Chevy Van, Sportvan | US5049H |
| 5.7L V8 350 CID | 1975-1976 | High performance - Main | US1109H |
| 5.7L V8 350 CID | 1975-1976 | Main | US1109 |
| 5.7L V8 350 CID | 1977-1979 | High performance - Main | US1121H |
| 5.7L V8 350 CID | 1977-1979 | Main | US1121 |
| 5.7L V8 350 CID | 1980-1986 | Beauville, Chevy Van, Sportvan | US1121 |
| 5.7L V8 350 CID | 1980-1986 | High performance - Beauville, Chevy Van, Sportvan | US1121H |
| 5.7L V8 350 CID | 1983 | High performance - Sportvan | US1121H |
| 5.7L V8 350 CID | 1983 | Sportvan | US1121 |
| 5.7L V8 350 CID | 1984 | Beauville, Chevy Van, Sportvan, Bonaventure | US1121 |
| 5.7L V8 350 CID | 1984 | High performance - Beauville, Chevy Van, Sportvan, Bonaventure | US1121H |
| 5.7L V8 350 CID | 1987-1995 | Beauville, Chevy Van, Sportvan | US5049 |
| 5.7L V8 350 CID | 1987-1995 | High performance - Beauville, Chevy Van, Sportvan | US5049H |
| 6.2L V8 379 CID | 1983-1984 | Beauville, Chevy Van, Bonaventure, Sportvan | US5008 |
| 6.2L V8 379 CID | 1985-1993 | Beauville, Chevy Van, Sportvan | US5008 |
| 6.5L V8 395 CID | 1994-1995 | Beauville, Chevy Van, Sportvan | US5062 |
| 6.6L V8 400 CID | 1975-1976 | High performance - Main | US1109H |
| 6.6L V8 400 CID | 1975-1976 | Main | US1109 |
| 6.6L V8 400 CID | 1977-1979 | High performance - Main | US1121H |
| 6.6L V8 400 CID | 1977-1979 | Main | US1121 |
| 6.6L V8 400 CID | 1980 | Beauville, Chevy Van, Sportvan | US1121 |
| 6.6L V8 400 CID | 1980 | High performance - Beauville, Chevy Van, Sportvan | US1121H |
| G20 VAN | | | |
| 4.6L V8 4638cc 283 CID | 1967 | High performance - Main | US898H |
| 4.6L V8 4638cc 283 CID | 1967 | Main | US898 |
| 4.8L L6 292 CID | 1971-1974 | Main | US896 |
| 4.8L L6 4786cc 292 CID | 1973-1974 | Main | US896 |
| 4.8L L6 4801cc 292 CID | 1971-1974 | Main | US896 |
| 5.0L V8 307 CID | 1968-1970 | High performance - Main | US898H |
| 5.0L V8 307 CID | 1968-1970 | Main | US898 |
| 5.0L V8 5031cc 307 CID | 1968-1972 | High performance - Main | US898H |
| 5.0L V8 5031cc 307 CID | 1968-1972 | Main | US898 |
| 5.7L V8 350 CID | 1970-1972 | High performance - Main | US898H |
| 5.7L V8 350 CID | 1970-1972 | Main | US898 |
| 5.7L V8 5736cc 350 CID | 1970-1972 | High performance - Main | US898H |
| 5.7L V8 5736cc 350 CID | 1970-1972 | Main | US898 |
| 5.7L V8 5737cc 350 CID | 1972 | High performance - Main | US898H |

| Engine | Years | Application Description | USMW |
|------------------------|-----------|--|---------|
| 5.7L V8 5737cc 350 CID | 1972 | Main | US898 |
| G30 | | | |
| 4.1L L6 250 CID | 1981-1982 | Beauville, Chevy Van, Hi-Cube | US1107 |
| 4.1L L6 250 CID | 1983-1984 | Beauville, Chevy Van, Hi-Cube, Bonaventure | US1107 |
| 4.3L V6 262 CID | 1985-1986 | Beauville, Chevy Van, Hi-Cube | US1121 |
| 4.3L V6 262 CID | 1985-1986 | High performance - Beauville, Chevy Van, Hi-Cube | US1121H |
| 4.3L V6 262 CID | 1987-1993 | Beauville, Chevy Van, Hi-Cube | US5049 |
| 4.3L V6 262 CID | 1987-1993 | High performance - Beauville, Chevy Van, Hi-Cube | US5049H |
| 4.3L V6 262 CID | 1994-1995 | Chevy Van, Hi-Cube | US5049 |
| 4.3L V6 262 CID | 1994-1995 | High performance - Chevy Van, Hi-Cube | US5049H |
| 4.3L V6 262 CID | 1996 | Chevy Van | US5049 |
| 4.3L V6 262 CID | 1996 | High performance - Chevy Van | US5049H |
| 4.8L L6 292 CID | 1975-1977 | High performance - Main | US1137H |
| 4.8L L6 292 CID | 1975-1977 | Main | US1137 |
| 4.8L L6 292 CID | 1978 | Main | US5030 |
| 5.0L V8 305 CID | 1978-1979 | High performance - Main | US1121H |
| 5.0L V8 305 CID | 1978-1979 | Main | US1121 |
| 5.0L V8 305 CID | 1982-1985 | Beauville, Chevy Van, Hi-Cube | US1121 |
| 5.0L V8 305 CID | 1982-1985 | High performance - Beauville, Chevy Van, Hi-Cube | US1121H |
| 5.7L V8 350 CID | 1975-1976 | High performance - Main | US1109H |
| 5.7L V8 350 CID | 1975-1976 | Main | US1109 |
| 5.7L V8 350 CID | 1977-1979 | High performance - Main | US1121H |
| 5.7L V8 350 CID | 1977-1979 | Main | US1121 |
| 5.7L V8 350 CID | 1980-1982 | Beauville, Chevy Van, Hi-Cube, Sportvan | US1121 |
| 5.7L V8 350 CID | 1980-1982 | High performance - Beauville, Chevy Van, Hi-Cube, Sportvan | US1121H |
| 5.7L V8 350 CID | 1983-1984 | Beauville, Chevy Van, Hi-Cube, Bonaventure, Sportvan; Sportvan | US1121 |
| 5.7L V8 350 CID | 1983-1984 | High performance - Beauville, Chevy Van, Hi-Cube, Bonaventure, Sportvan; Sportvan; | US1121H |
| 5.7L V8 350 CID | 1985-1986 | Beauville, Chevy Van, Hi-Cube, Sportvan; Sportvan; | US1121 |
| 5.7L V8 350 CID | 1985-1986 | High performance - Beauville, Chevy Van, Hi-Cube, Sportvan; Sportvan; | US1121H |
| 5.7L V8 350 CID | 1987-1988 | Beauville; Beauville; Chevy Van; Chevy Van; Hi-Cube; Sportvan | US5049 |
| 5.7L V8 350 CID | 1987-1988 | Hi-Cube; | US1121 |
| 5.7L V8 350 CID | 1987-1988 | High performance - Beauville; Chevy Van; Hi-Cube; | US1121H |
| 5.7L V8 350 CID | 1987-1996 | High performance - Beauville, Chevy Van, Hi-Cube, Sportvan | US5049H |
| 5.7L V8 350 CID | 1989-1996 | Beauville, Chevy Van, Hi-Cube, Sportvan | US5049 |
| 6.2L V8 379 CID | 1983 | Beauville, Chevy Van, Hi-Cube, Bonaventure, Sportvan | US5008 |
| 6.2L V8 379 CID | 1984 | Beauville, Chevy Van, Hi-Cube, Bonaventure, Sportvan; Sportvan | US5008 |
| 6.2L V8 379 CID | 1985-1993 | Beauville, Chevy Van, Hi-Cube, Sportvan | US5008 |
| 6.5L V8 395 CID | 1994-1996 | Beauville, Chevy Van, Hi-Cube, Sportvan | US5062 |
| 6.6L V8 400 CID | 1975-1976 | High performance - Main | US1109H |
| 6.6L V8 400 CID | 1975-1976 | Main | US1109 |
| 6.6L V8 400 CID | 1977-1979 | High performance - Main | US1121H |
| 6.6L V8 400 CID | 1977-1979 | Main | US1121 |
| 6.6L V8 400 CID | 1980 | Beauville, Chevy Van, Hi-Cube, Sportvan | US5038 |
| 6.6L V8 400 CID | 1980 | High performance - Beauville, Chevy Van, Hi-Cube, Sportvan | US5038H |
| G30 VAN | | | |
| 4.8L L6 292 CID | 1971-1974 | Main | US896 |
| 4.8L L6 4786cc 292 CID | 1974 | Main | US896 |
| 5.7L V8 350 CID | 1970-1972 | High performance - Main | US898H |
| 5.7L V8 350 CID | 1970-1972 | Main | US898 |
| 5.7L V8 5737cc 350 CID | 1972 | High performance - Main | US898H |
| 5.7L V8 5737cc 350 CID | 1972 | Main | US898 |

| Engine | Years | Application Description | USMW |
|--------------------------|-----------|----------------------------------|---------|
| CHEVROLET (CONT.) | | | |
| HHR | | | |
| 2.0L L4 1998cc 122 CID | 2008-2010 | SS | US5092 |
| 2.0L L4 1998cc 122 CID | 2009 | SS, SS Panel | US5092 |
| 2.2L L4 2189cc 134 CID | 2006 | LS, LT | US5092 |
| 2.2L L4 2189cc 134 CID | 2009-2010 | LS, LS Panel, LT, LT Panel | US5092 |
| 2.2L L4 2189cc 134 CID | 2011 | LS, LS Panel, LT | US5092 |
| 2.2L L4 2198cc 134 CID | 2007-2008 | LS, LS Panel, LT, LT Panel | US5092 |
| 2.4L L4 145 CID | 2006-2011 | LT | US5092 |
| 2.4L L4 145 CID | 2007-2008 | LT Panel, LT | US5092 |
| 2.4L L4 145 CID | 2009-2010 | LT, LT Panel | US5092 |
| IMPALA | | | |
| 2.4L L4 2384cc 145 CID | 2014 | Eco | US5092 |
| 2.5L L4 2457cc 153 CID | 2014-2015 | LS, LT, LTZ; Pump only | US8102 |
| 3.4L V6 207 CID | 2000-2005 | Base | US5033 |
| 3.5L V6 3490cc 213 CID | 2006-2011 | LS, LT | US6020 |
| 3.5L V6 3490cc 213 CID | 2008 | 50th Anniversary Edition; LS; LT | US6020 |
| 3.6L V6 217 CID | 2012 | LS, LT, LTZ | US8932 |
| 3.6L V6 217 CID | 2013 | LS, Police, LT, LTZ | US8932 |
| 3.8L V6 229 CID | 1980 | Base, Sport | US1121 |
| 3.8L V6 229 CID | 1980 | High performance - Base, Sport | US1121H |
| 3.8L V6 229 CID | 1981-1982 | Base, Estate | US1121 |
| 3.8L V6 229 CID | 1981-1982 | High performance - Base, Estate | US1121H |
| 3.8L V6 229 CID | 1983-1984 | Base | US1121 |
| 3.8L V6 229 CID | 1983-1984 | High performance - Base | US1121H |
| 3.8L V6 3800cc 231 CID | 1980 | Base, Sport | US1018 |
| 3.8L V6 3800cc 231 CID | 1980 | High performance - Base, Sport | US1018H |
| 3.8L V6 3800cc 231 CID | 1981-1982 | Base, Estate | US1018 |
| 3.8L V6 3800cc 231 CID | 1981-1982 | High performance - Base, Estate | US1018H |
| 3.8L V6 3800cc 231 CID | 1983-1984 | Base | US1018 |
| 3.8L V6 3800cc 231 CID | 1983-1984 | High performance - Base | US1018H |
| 3.8L V6 3800cc 231 CID | 2000-2002 | Base, LS | US5075 |
| 3.8L V6 3800cc 231 CID | 2003 | Base, LS, LS Sport | US5075 |
| 3.8L V6 3800cc 231 CID | 2004-2005 | Base, LS, SS | US5075 |
| 3.9L V6 3880cc 237 CID | 2006-2007 | LT, LTZ | US6020 |
| 3.9L V6 3880cc 237 CID | 2008-2009 | LT, LTZ, Police | US6020 |
| 3.9L V6 3880cc 237 CID | 2010-2011 | LS, LTZ | US6020 |
| 4.1L L6 250 CID | 1977-1979 | Main | US1107 |
| 4.3L V6 262 CID | 1985 | Base | US1121 |
| 4.3L V6 262 CID | 1985 | High performance - Base | US1121H |
| 4.4L V8 267 CID | 1980 | Base, Sport | US1121 |
| 4.4L V8 267 CID | 1980 | High performance - Base, Sport | US1121H |
| 4.4L V8 267 CID | 1981-1982 | Base, Estate | US1121 |
| 4.4L V8 267 CID | 1981-1982 | High performance - Base, Estate | US1121H |
| 4.6L V8 283 CID | 1964-1967 | High performance - Main | US898H |
| 4.6L V8 283 CID | 1964-1967 | Main | US898 |
| 4.6L V8 4638cc 283 CID | 1958-1967 | High performance - Main | US898H |
| 4.6L V8 4638cc 283 CID | 1958-1967 | Main | US898 |
| 5.0L V8 305 CID | 1977-1979 | High performance - Main | US1121H |
| 5.0L V8 305 CID | 1977-1979 | Main | US1121 |
| 5.0L V8 305 CID | 1980 | Base, Sport | US1121 |
| 5.0L V8 305 CID | 1980 | High performance - Base, Sport | US1121H |
| 5.0L V8 305 CID | 1981-1982 | Base, Estate | US1121 |
| 5.0L V8 305 CID | 1981-1982 | High performance - Base, Estate | US1121H |
| 5.0L V8 305 CID | 1983-1985 | Base | US1121 |
| 5.0L V8 305 CID | 1983-1985 | High performance - Base | US1121H |
| 5.0L V8 307 CID | 1968 | High performance - Main | US898H |
| 5.0L V8 307 CID | 1968 | Main | US898 |
| 5.0L V8 5031cc 307 CID | 1968-1972 | High performance - Main | US898H |
| 5.0L V8 5031cc 307 CID | 1968-1972 | Main | US898 |
| 5.3L V8 5328cc 325 CID | 2006-2009 | SS | US6154 |
| 5.3L V8 5358cc 327 CID | 1962-1969 | High performance - Main | US898H |
| 5.3L V8 5358cc 327 CID | 1962-1969 | Main | US898 |
| 5.4L V8 327 CID | 1964-1969 | High performance - Main | US898H |
| 5.4L V8 327 CID | 1964-1969 | Main | US898 |
| 5.7L V8 350 CID | 1969-1972 | High performance - Main | US898H |
| 5.7L V8 350 CID | 1969-1972 | Main | US898 |
| 5.7L V8 350 CID | 1976 | High performance - Main | US1109H |

| Engine | Years | Application Description | USMW |
|------------------------|-----------|---|---------|
| 5.7L V8 350 CID | 1976 | Main | US1109 |
| 5.7L V8 350 CID | 1977-1979 | High performance - Main | US1121H |
| 5.7L V8 350 CID | 1977-1979 | Main | US1121 |
| 5.7L V8 350 CID | 1980 | Base, Sport | US1121 |
| 5.7L V8 350 CID | 1980 | Base; DIESEL; Sport DIESEL : Exc. Air Cond. | US1100 |
| 5.7L V8 350 CID | 1980 | Base; DIESEL; Sport DIESEL : With Air Cond. | US1120 |
| 5.7L V8 350 CID | 1980 | High performance - Base, Sport | US1121H |
| 5.7L V8 350 CID | 1980 | High performance - Base; DIESEL; Sport DIESEL, Estate DIESEL : With Air Cond. | US1120H |
| 5.7L V8 350 CID | 1981-1982 | Base; DIESEL; Estate; DIESEL | US1121 |
| 5.7L V8 350 CID | 1981-1982 | High performance - Base; DIESEL; Estate; DIESEL | US1121H |
| 5.7L V8 350 CID | 1981 | Base; DIESEL; Estate; DIESEL : With Air Cond. | US1120 |
| 5.7L V8 350 CID | 1981 | Base; DIESEL; Sport DIESEL, Estate DIESEL : With Air Cond. | US1100 |
| 5.7L V8 350 CID | 1981 | High performance - Base; DIESEL; Estate; DIESEL : With Air Cond. | US1120H |
| 5.7L V8 350 CID | 1982-1985 | High performance - Base; DIESEL | US1120H |
| 5.7L V8 350 CID | 1982 | Base; DIESEL; Estate; DIESEL | US1120 |
| 5.7L V8 350 CID | 1982 | Base; DIESEL; Estate; DIESEL Exc. Air Cond. | US1100 |
| 5.7L V8 350 CID | 1983-1985 | Base : Exc. Air Cond. | US1100 |
| 5.7L V8 350 CID | 1983-1985 | Base : With Air Cond. | US1121 |
| 5.7L V8 350 CID | 1983-1985 | Base; DIESEL | US1120 |
| 5.7L V8 350 CID | 1983-1985 | High performance - Base : With Air Cond. | US1121H |
| 5.7L V8 350 CID | 1994-1996 | SS | US5069 |
| 5.7L V8 5704cc 348 CID | 1958-1961 | High performance - Main | US898H |
| 5.7L V8 5704cc 348 CID | 1958-1961 | Main | US898 |
| 5.7L V8 5736cc 350 CID | 1969-1972 | High performance - Main | US898H |
| 5.7L V8 5736cc 350 CID | 1969-1972 | Main | US898 |
| 5.7L V8 5737cc 350 CID | 1972 | High performance - Main | US898H |
| 5.7L V8 5737cc 350 CID | 1972 | Main | US898 |
| 6.5L V8 396 CID | 1966-1969 | Main | US981 |
| 6.5L V8 6489cc 396 CID | 1966-1969 | Main | US981 |
| 6.6L V8 400 CID | 1970-1972 | Main | US981 |
| 6.6L V8 400 CID | 1975-1976 | High performance - Main | US1109H |
| 6.6L V8 400 CID | 1975-1976 | Main | US1109 |
| 6.6L V8 402 CID | 1971-1972 | Main | US981 |
| 6.6L V8 6555cc 400 CID | 1970-1972 | Main | US981 |
| 6.6L V8 6556cc 400 CID | 1970-1972 | Main | US981 |
| 6.6L V8 6588cc 402 CID | 1970-1972 | Main | US981 |
| 7.0L V8 427 CID | 1966-1969 | Main | US981 |
| 7.0L V8 6998cc 427 CID | 1966-1969 | Main | US981 |
| 7.4L V8 454 CID | 1975-1976 | High performance - Main | US1002H |
| 7.4L V8 454 CID | 1975-1976 | Main | US1002 |
| IMPALA (MEX) | | | |
| 4.1L L6 4100cc 250 CID | 1965 | | US895 |
| 4.1L L6 4100cc 250 CID | 1975-1976 | | US1110 |
| 4.8L L6 4800cc 292 CID | 1965-1972 | | US895 |
| IMPALA LIMITED | | | |
| 3.6L V6 217 CID | 2014 | Police | US8932 |
| JOY (MEX) | | | |
| 1.4L L4 1400cc 85 CID | 1994-1995 | | US5057 |
| 1.6L L4 1600cc 98 CID | 1996-2003 | | US5057 |
| K10 | | | |
| 4.1L L6 250 CID | 1975-1977 | Main | US1110 |
| 4.1L L6 250 CID | 1978-1979 | Main | US1107 |
| 4.1L L6 250 CID | 1980 | Cheyenne, Custom Deluxe, Scottsdale, Silverado | US1107 |
| 4.1L L6 250 CID | 1981 | Custom, Deluxe | US1107 |
| 4.1L L6 250 CID | 1982 | Custom, Scottsdale, Silverado | US1107 |
| 4.1L L6 250 CID | 1983 | Custom, Silverado | US1107 |
| 4.1L L6 250 CID | 1984 | Custom, Scottsdale | US1107 |
| 4.3L V6 262 CID | 1985-1986 | Custom, Scottsdale, Silverado | US1121 |
| 4.3L V6 262 CID | 1985-1986 | High performance - Custom, Scottsdale, Silverado | US1121H |
| 4.8L L6 292 CID | 1980 | Cheyenne, Custom Deluxe, Scottsdale, Silverado | US5030 |
| 5.0L V8 305 CID | 1977-1979 | High performance - Main | US1121H |
| 5.0L V8 305 CID | 1977-1979 | Main | US1121 |

| Engine | Years | Application Description | USMW |
|--------------------------|-----------|---|---------|
| CHEVROLET (CONT.) | | | |
| K10 (CONT.) | | | |
| 5.0L V8 305 CID | 1981 | Custom, Deluxe | US1121 |
| 5.0L V8 305 CID | 1981 | High performance - Custom, Deluxe | US1121H |
| 5.0L V8 305 CID | 1982-1986 | Custom, Scottsdale, Silverado | US1121 |
| 5.0L V8 305 CID | 1982-1986 | High performance - Custom, Scottsdale, Silverado | US1121H |
| 5.0L V8 305 CID | 1983 | Custom, Silverado | US1121 |
| 5.0L V8 305 CID | 1983 | High performance - Custom, Silverado | US1121H |
| 5.0L V8 305 CID | 1984 | Custom, Scottsdale | US1121 |
| 5.0L V8 305 CID | 1984 | High performance - Custom, Scottsdale | US1121H |
| 5.7L V8 350 CID | 1975-1976 | High performance - Main | US1109H |
| 5.7L V8 350 CID | 1975-1976 | Main | US1109 |
| 5.7L V8 350 CID | 1977-1979 | High performance - Main | US1121H |
| 5.7L V8 350 CID | 1977-1979 | Main | US1121 |
| 5.7L V8 350 CID | 1980 | Cheyenne, Custom Deluxe, Scottsdale, Silverado | US1121 |
| 5.7L V8 350 CID | 1980 | High performance - Cheyenne, Custom Deluxe, Scottsdale, Silverado | US1121H |
| 5.7L V8 350 CID | 1981 | Custom, Deluxe | US1121 |
| 5.7L V8 350 CID | 1981 | High performance - Custom, Deluxe | US1121H |
| 5.7L V8 350 CID | 1982-1986 | Custom, Scottsdale, Silverado | US1121 |
| 5.7L V8 350 CID | 1982-1986 | High performance - Custom, Scottsdale, Silverado | US1121H |
| 5.7L V8 350 CID | 1983 | Custom, Silverado | US1121 |
| 5.7L V8 350 CID | 1983 | High performance - Custom, Silverado | US1121H |
| 5.7L V8 350 CID | 1984 | Custom, Scottsdale | US1121 |
| 5.7L V8 350 CID | 1984 | High performance - Custom, Scottsdale | US1121H |
| 6.2L V8 379 CID | 1982-1986 | Custom, Scottsdale, Silverado | US5008 |
| 6.2L V8 379 CID | 1983 | Custom, Silverado | US5008 |
| 6.2L V8 379 CID | 1984 | Custom, Scottsdale | US5008 |
| 6.6L V8 400 CID | 1975-1976 | High performance - Main | US1109H |
| 6.6L V8 400 CID | 1975-1976 | Main | US1109 |
| 6.6L V8 400 CID | 1977-1979 | High performance - Main | US1121H |
| 6.6L V8 400 CID | 1977-1979 | Main | US1121 |
| 6.6L V8 400 CID | 1980 | Cheyenne, Custom Deluxe, Scottsdale, Silverado | US1121 |
| 6.6L V8 400 CID | 1980 | High performance - Cheyenne, Custom Deluxe, Scottsdale, Silverado | US1121H |
| 7.4L V8 454 CID | 1980 | Cheyenne, Custom Deluxe, Scottsdale, Silverado | US1002 |
| 7.4L V8 454 CID | 1980 | High performance - Cheyenne, Custom Deluxe, Scottsdale, Silverado | US1002H |
| K10 PICKUP | | | |
| 4.3L L6 4278cc 261 CID | 1961-1962 | High performance - Main | US898H |
| 4.3L L6 4278cc 261 CID | 1961-1962 | Main | US898 |
| 4.6L V8 4638cc 283 CID | 1960-1967 | High performance - Main | US898H |
| 4.6L V8 4638cc 283 CID | 1960-1967 | Main | US898 |
| 4.8L L6 292 CID | 1969-1973 | Main | US896 |
| 4.8L L6 4786cc 292 CID | 1972-1973 | Main | US896 |
| 4.8L L6 4801cc 292 CID | 1965-1974 | Main | US896 |
| 5.0L V8 307 CID | 1968-1972 | High performance - Main | US898H |
| 5.0L V8 307 CID | 1968-1972 | Main | US898 |
| 5.0L V8 5031cc 307 CID | 1968-1972 | High performance - Main | US898H |
| 5.0L V8 5031cc 307 CID | 1968-1972 | Main | US898 |
| 5.3L V8 5358cc 327 CID | 1966-1969 | High performance - Main | US898H |
| 5.3L V8 5358cc 327 CID | 1966-1969 | Main | US898 |
| 5.4L V8 327 CID | 1968 | High performance - Main | US898H |
| 5.4L V8 327 CID | 1968 | Main | US898 |
| 5.7L V8 350 CID | 1969-1972 | High performance - Main | US898H |
| 5.7L V8 350 CID | 1969-1972 | Main | US898 |
| 5.7L V8 5704cc 348 CID | 1960-1961 | High performance - Main | US898H |
| 5.7L V8 5704cc 348 CID | 1960-1961 | Main | US898 |
| 5.7L V8 5736cc 350 CID | 1969-1972 | High performance - Main | US898H |
| 5.7L V8 5736cc 350 CID | 1969-1972 | Main | US898 |
| 6.5L V8 396 CID | 1968-1969 | Main | US981 |
| 6.5L V8 6489cc 396 CID | 1968-1969 | Main | US981 |
| 6.6L V8 6588cc 402 CID | 1970-1972 | Main | US981 |

| Engine | Years | Application Description | USMW |
|------------------------|-----------|---|---------|
| K10 SUBURBAN | | | |
| 4.1L L6 250 CID | 1975-1977 | Main | US1110 |
| 4.1L L6 250 CID | 1978-1979 | Main | US1107 |
| 4.1L L6 250 CID | 1980 | Custom Deluxe, Scottsdale, Silverado | US1107 |
| 4.6L V8 4638cc 283 CID | 1967 | High performance - Main | US898H |
| 4.6L V8 4638cc 283 CID | 1967 | Main | US898 |
| 4.8L L6 292 CID | 1969-1970 | Main | US896 |
| 4.8L L6 4801cc 292 CID | 1967 | Main | US896 |
| 5.0L V8 305 CID | 1977-1979 | High performance - Main | US1121H |
| 5.0L V8 305 CID | 1977-1979 | Main | US1121 |
| 5.0L V8 305 CID | 1980 | Custom Deluxe, Scottsdale, Silverado | US1121 |
| 5.0L V8 305 CID | 1980 | High performance - Custom Deluxe, Scottsdale, Silverado | US1121H |
| 5.0L V8 305 CID | 1981 | Custom, Deluxe | US1121 |
| 5.0L V8 305 CID | 1981 | High performance - Custom, Deluxe | US1121H |
| 5.0L V8 305 CID | 1982-1986 | Custom, Scottsdale, Silverado | US1121 |
| 5.0L V8 305 CID | 1982-1986 | High performance - Custom, Scottsdale, Silverado | US1121H |
| 5.0L V8 305 CID | 1983 | Custom, Silverado | US1121 |
| 5.0L V8 305 CID | 1983 | High performance - Custom, Silverado | US1121H |
| 5.0L V8 305 CID | 1984 | Custom | US1121 |
| 5.0L V8 305 CID | 1984 | High performance - Custom | US1121H |
| 5.0L V8 307 CID | 1968-1972 | High performance - Main | US898H |
| 5.0L V8 307 CID | 1968-1972 | Main | US898 |
| 5.0L V8 5031cc 307 CID | 1968-1972 | High performance - Main | US898H |
| 5.0L V8 5031cc 307 CID | 1968-1972 | Main | US898 |
| 5.3L V8 5358cc 327 CID | 1967-1969 | High performance - Main | US898H |
| 5.3L V8 5358cc 327 CID | 1967-1969 | Main | US898 |
| 5.4L V8 327 CID | 1968 | High performance - Main | US898H |
| 5.4L V8 327 CID | 1968 | Main | US898 |
| 5.7L V8 350 CID | 1969-1972 | High performance - Main | US898H |
| 5.7L V8 350 CID | 1969-1972 | Main | US898 |
| 5.7L V8 350 CID | 1975-1976 | High performance - Main | US1109H |
| 5.7L V8 350 CID | 1975-1976 | Main | US1109 |
| 5.7L V8 350 CID | 1977-1979 | High performance - Main | US1121H |
| 5.7L V8 350 CID | 1977-1979 | Main | US1121 |
| 5.7L V8 350 CID | 1980 | Custom Deluxe, Scottsdale, Silverado | US1121 |
| 5.7L V8 350 CID | 1980 | High performance - Custom Deluxe, Scottsdale, Silverado | US1121H |
| 5.7L V8 350 CID | 1981 | Custom, Deluxe | US1121 |
| 5.7L V8 350 CID | 1981 | High performance - Custom, Deluxe | US1121H |
| 5.7L V8 350 CID | 1982-1986 | Custom, Scottsdale, Silverado | US1121 |
| 5.7L V8 350 CID | 1982-1986 | High performance - Custom, Scottsdale, Silverado | US1121H |
| 5.7L V8 350 CID | 1983 | Custom, Silverado | US1121 |
| 5.7L V8 350 CID | 1983 | High performance - Custom, Silverado | US1121H |
| 5.7L V8 350 CID | 1984 | Custom, Scottsdale | US1121 |
| 5.7L V8 350 CID | 1984 | High performance - Custom, Scottsdale | US1121H |
| 5.7L V8 5736cc 350 CID | 1969-1972 | High performance - Main | US898H |
| 5.7L V8 5736cc 350 CID | 1969-1972 | Main | US898 |
| 6.2L V8 379 CID | 1982-1986 | Custom, Scottsdale, Silverado | US5008 |
| 6.2L V8 379 CID | 1983 | Custom, Silverado | US5008 |
| 6.2L V8 379 CID | 1984 | Custom, Scottsdale | US5008 |
| 6.5L V8 396 CID | 1968-1969 | Main | US981 |
| 6.5L V8 6489cc 396 CID | 1968-1969 | Main | US981 |
| 6.6L V8 400 CID | 1975-1976 | High performance - Main | US1109H |
| 6.6L V8 400 CID | 1975-1976 | Main | US1109 |
| 6.6L V8 400 CID | 1977-1979 | High performance - Main | US1121H |
| 6.6L V8 400 CID | 1977-1979 | Main | US1121 |
| 6.6L V8 402 CID | 1970-1972 | Main | US981 |
| 6.6L V8 6588cc 402 CID | 1970-1972 | Main | US981 |
| K1500 | | | |
| 4.3L V6 262 CID | 1988-1989 | Cheyenne, Silverado, Scottsdale | US5049 |
| 4.3L V6 262 CID | 1988-1989 | High performance - Cheyenne, Silverado, Scottsdale | US5049H |
| 4.3L V6 262 CID | 1990-1992 | Cheyenne, Silverado, Scottsdale, WT | US5049 |
| 4.3L V6 262 CID | 1990-1992 | High performance - Cheyenne, Silverado, Scottsdale, WT | US5049H |
| 4.3L V6 262 CID | 1991 | Cheyenne, Silverado, Scottsdale, Sport, WT | US5049 |

| Engine | Years | Application Description | USMW |
|--------------------------|-----------|---|---------|
| CHEVROLET (CONT.) | | | |
| K1500 (CONT.) | | | |
| 4.3L V6 262 CID | 1991 | High performance - Cheyenne, Silverado, Scottsdale, Sport, WT | US5049H |
| 4.3L V6 262 CID | 1993 | Cheyenne, Silverado, WT | US5049 |
| 4.3L V6 262 CID | 1993 | High performance - Cheyenne, Silverado, WT | US5049H |
| 4.3L V6 262 CID | 1994-1995 | Base, Cheyenne, Silverado, WT | US5049 |
| 4.3L V6 262 CID | 1994-1995 | High performance - Base, Cheyenne, Silverado, WT | US5049H |
| 4.3L V6 262 CID | 1996-1997 | Base, Cheyenne, Silverado, WT | US5077 |
| 4.3L V6 262 CID | 1996-1997 | High performance - Base, Cheyenne, Silverado, WT | US5077H |
| 4.3L V6 262 CID | 1998 | Cheyenne, Silverado, WT | US5077 |
| 4.3L V6 262 CID | 1998 | High performance - Cheyenne, Silverado, WT | US5077H |
| 5.0L V8 305 CID | 1988-1989 | Cheyenne, Silverado, Scottsdale | US5049 |
| 5.0L V8 305 CID | 1988-1989 | High performance - Cheyenne, Silverado, Scottsdale | US5049H |
| 5.0L V8 305 CID | 1990-1992 | Cheyenne, Silverado, Scottsdale, WT | US5049 |
| 5.0L V8 305 CID | 1990-1992 | High performance - Cheyenne, Silverado, Scottsdale, WT | US5049H |
| 5.0L V8 305 CID | 1991 | Cheyenne, Silverado, Scottsdale, Sport, WT | US5049 |
| 5.0L V8 305 CID | 1991 | High performance - Cheyenne, Silverado, Scottsdale, Sport, WT | US5049H |
| 5.0L V8 305 CID | 1993 | Cheyenne, Silverado, WT | US5049 |
| 5.0L V8 305 CID | 1993 | High performance - Cheyenne, Silverado, WT | US5049H |
| 5.0L V8 305 CID | 1994-1995 | Base, Cheyenne, Silverado, WT | US5049 |
| 5.0L V8 305 CID | 1994-1995 | High performance - Base, Cheyenne, Silverado, WT | US5049H |
| 5.0L V8 305 CID | 1996-1997 | Base, Cheyenne, Silverado, WT | US5077 |
| 5.0L V8 305 CID | 1996-1997 | High performance - Base, Cheyenne, Silverado, WT | US5077H |
| 5.0L V8 305 CID | 1998 | Cheyenne, Silverado, WT | US5077 |
| 5.0L V8 305 CID | 1998 | High performance - Cheyenne, Silverado, WT | US5077H |
| 5.0L V8 305 CID | 1999 | High performance - LS | US5077H |
| 5.0L V8 305 CID | 1999 | LS | US5077 |
| 5.7L V8 350 CID | 1988-1989 | Cheyenne, Silverado, Scottsdale | US5049 |
| 5.7L V8 350 CID | 1988-1989 | High performance - Cheyenne, Silverado, Scottsdale | US5049H |
| 5.7L V8 350 CID | 1990-1992 | Cheyenne, Silverado, Scottsdale, WT | US5049 |
| 5.7L V8 350 CID | 1990-1992 | High performance - Cheyenne, Silverado, Scottsdale, WT | US5049H |
| 5.7L V8 350 CID | 1991 | Cheyenne, Silverado, Scottsdale, Sport, WT | US5049 |
| 5.7L V8 350 CID | 1991 | High performance - Cheyenne, Silverado, Scottsdale, Sport, WT | US5049H |
| 5.7L V8 350 CID | 1993 | Cheyenne, Silverado, WT | US5049 |
| 5.7L V8 350 CID | 1993 | High performance - Cheyenne, Silverado, WT | US5049H |
| 5.7L V8 350 CID | 1994-1995 | Base, Cheyenne, Silverado, WT | US5049 |
| 5.7L V8 350 CID | 1994-1995 | High performance - Base, Cheyenne, Silverado, WT | US5049H |
| 5.7L V8 350 CID | 1996-1997 | Base, Cheyenne, Silverado, WT | US5077 |
| 5.7L V8 350 CID | 1996-1997 | High performance - Base, Cheyenne, Silverado, WT | US5077H |
| 5.7L V8 350 CID | 1998 | Cheyenne, Silverado, WT | US5077 |
| 5.7L V8 350 CID | 1998 | High performance - Cheyenne, Silverado, WT | US5077H |
| 5.7L V8 350 CID | 1999 | High performance - LS | US5077H |
| 5.7L V8 350 CID | 1999 | LS | US5077 |
| 6.2L V8 379 CID | 1988-1989 | Cheyenne, Silverado, Scottsdale | US5062 |
| 6.2L V8 379 CID | 1990-1992 | Cheyenne, Silverado, Scottsdale, WT | US5062 |
| 6.2L V8 379 CID | 1991 | Cheyenne, Silverado, Scottsdale, Sport, WT | US5062 |
| 6.2L V8 379 CID | 1993 | Cheyenne, Silverado, WT | US5062 |
| 6.5L V8 395 CID | 1994-1995 | Base, Cheyenne, Silverado, WT | US5062 |
| 6.5L V8 395 CID | 1996 | Base; Early, Cheyenne; Early, Silverado; Early, WT; Early | US5062 |
| 6.5L V8 395 CID | 1996 | Base; Late, Cheyenne; Late, Silverado; Late, WT; Late | US5074 |
| 6.5L V8 395 CID | 1997 | Base, Cheyenne, Silverado, WT | US5074 |
| 6.5L V8 395 CID | 1998 | High performance - Base, Cheyenne, Silverado, WT | US5074 |

| Engine | Years | Application Description | USMW |
|------------------------|-----------|---|---------|
| K1500 (MEX) | | | |
| 5.7L V8 5737cc 350 CID | 2000 | Sub | US5077 |
| K1500 SUBURBAN | | | |
| 5.7L V8 350 CID | 1992 | Base; Silverado; 5.8" Hub height | US5073 |
| 5.7L V8 350 CID | 1992 | Base; Silverado; 6.9" Hub height | US5049 |
| 5.7L V8 350 CID | 1992 | High performance - Base; 6.9" Hub height | US5049H |
| 5.7L V8 350 CID | 1993-1994 | Base, Silverado | US5049 |
| 5.7L V8 350 CID | 1993-1994 | High performance - Base, Silverado | US5049H |
| 5.7L V8 350 CID | 1995 | Base, LS, LT | US5049 |
| 5.7L V8 350 CID | 1995 | High performance - Base, LS, LT | US5049H |
| 5.7L V8 350 CID | 1996-1997 | High performance - Base, LS, LT | US5077H |
| 5.7L V8 350 CID | 1996-1999 | Base, LS, LT | US5077 |
| 5.7L V8 350 CID | 1998-1999 | High performance - Base, LS | US5077H |
| 5.7L V8 350 CID | 1998 | Base, LS | US5077 |
| 6.5L V8 395 CID | 1995 | Base, LS, LT | US5062 |
| 6.5L V8 395 CID | 1996 | Base; Early, LS; Early, LT; Early | US5062 |
| 6.5L V8 395 CID | 1996 | Base; Late, LS; Late, LT; Late | US5074 |
| 6.5L V8 395 CID | 1997 | Base, LS, LT | US5074 |
| 6.5L V8 395 CID | 1998 | Base, LS | US5074 |
| 6.5L V8 395 CID | 1999 | Base, LS, LT | US5086 |
| 6.5L V8 395 CID | 1999 | Base, LS; LT; Bolt-on pulley | US5074 |
| K20 | | | |
| 4.1L L6 250 CID | 1980 | Cheyenne, Custom Deluxe, Scottsdale, Silverado | US1107 |
| 4.3L V6 262 CID | 1985 | Custom, Scottsdale, Silverado | US1121 |
| 4.3L V6 262 CID | 1985 | High performance - Custom, Scottsdale, Silverado | US1121H |
| 4.8L L6 292 CID | 1975-1977 | High performance - Main | US1157H |
| 4.8L L6 292 CID | 1975-1977 | Main | US1137 |
| 4.8L L6 292 CID | 1978-1979 | Main | US5030 |
| 4.8L L6 292 CID | 1980 | Cheyenne, Custom Deluxe, Scottsdale, Silverado | US5030 |
| 4.8L L6 292 CID | 1981 | Custom, Deluxe | US5030 |
| 4.8L L6 292 CID | 1982-1986 | Custom, Scottsdale, Silverado | US5030 |
| 4.8L L6 292 CID | 1983 | Custom, Silverado | US5030 |
| 4.8L L6 292 CID | 1984 | Custom, Scottsdale | US5030 |
| 5.0L V8 305 CID | 1977-1978 | High performance - Main | US1121H |
| 5.0L V8 305 CID | 1977-1978 | Main | US1121 |
| 5.0L V8 305 CID | 1980 | Cheyenne, Custom Deluxe, Scottsdale, Silverado | US1121 |
| 5.0L V8 305 CID | 1980 | High performance - Cheyenne, Custom Deluxe, Scottsdale, Silverado | US1121H |
| 5.0L V8 305 CID | 1985 | Custom, Scottsdale, Silverado | US1121 |
| 5.0L V8 305 CID | 1985 | High performance - Custom, Scottsdale, Silverado | US1121H |
| 5.7L V8 350 CID | 1975-1976 | High performance - Main | US1109H |
| 5.7L V8 350 CID | 1975-1976 | Main | US1109 |
| 5.7L V8 350 CID | 1977-1979 | High performance - Main | US1121H |
| 5.7L V8 350 CID | 1977-1979 | Main | US1121 |
| 5.7L V8 350 CID | 1980 | Cheyenne, Custom Deluxe, Scottsdale, Silverado | US1121 |
| 5.7L V8 350 CID | 1980 | High performance - Cheyenne, Custom Deluxe, Scottsdale, Silverado | US1121H |
| 5.7L V8 350 CID | 1981 | Custom, Deluxe | US1121 |
| 5.7L V8 350 CID | 1981 | High performance - Custom, Deluxe | US1121H |
| 5.7L V8 350 CID | 1982-1986 | Custom, Scottsdale, Silverado | US1121 |
| 5.7L V8 350 CID | 1982-1986 | High performance - Custom, Scottsdale, Silverado | US1121H |
| 5.7L V8 350 CID | 1983 | Custom, Silverado | US1121 |
| 5.7L V8 350 CID | 1983 | High performance - Custom, Silverado | US1121H |
| 5.7L V8 350 CID | 1984 | Custom, Scottsdale | US1121 |
| 5.7L V8 350 CID | 1984 | High performance - Custom, Scottsdale | US1121H |
| 6.2L V8 379 CID | 1982-1986 | Custom, Scottsdale, Silverado | US5008 |
| 6.6L V8 400 CID | 1975-1976 | High performance - Main | US1109H |
| 6.6L V8 400 CID | 1975-1976 | Main | US1109 |
| 6.6L V8 400 CID | 1977-1979 | High performance - Main | US1121H |
| 6.6L V8 400 CID | 1977-1979 | Main | US1121 |
| 6.6L V8 400 CID | 1980 | Cheyenne, Custom Deluxe, Scottsdale, Silverado | US1121 |

| Engine | Years | Application Description | USMW |
|--------------------------|-----------|---|---------|
| CHEVROLET (CONT.) | | | |
| K20 (CONT.) | | | |
| 6.6L V8 400 CID | 1980 | High performance - Cheyenne, Custom Deluxe, Scottsdale, Silverado | US1121H |
| 7.4L V8 454 CID | 1980 | Cheyenne, Custom Deluxe, Scottsdale, Silverado | US1002 |
| 7.4L V8 454 CID | 1980 | High performance - Cheyenne, Custom Deluxe, Scottsdale, Silverado | US1002H |
| K20 PANEL | | | |
| 4.6L V8 283 CID | 1967 | High performance - Main | US898H |
| 4.6L V8 283 CID | 1967 | Main | US898 |
| 5.4L V8 327 CID | 1967 | High performance - Main | US898H |
| 5.4L V8 327 CID | 1967 | Main | US898 |
| K20 PICKUP | | | |
| 4.3L L6 4278cc 261 CID | 1961-1962 | High performance - Main | US898H |
| 4.3L L6 4278cc 261 CID | 1961-1962 | Main | US898 |
| 4.6L V8 4638cc 283 CID | 1960-1967 | High performance - Main | US898H |
| 4.6L V8 4638cc 283 CID | 1960-1967 | Main | US898 |
| 4.8L L6 292 CID | 1969-1974 | Main | US896 |
| 4.8L L6 4786cc 292 CID | 1972-1974 | Main | US896 |
| 4.8L L6 4801cc 292 CID | 1965-1974 | Main | US896 |
| 5.0L V8 307 CID | 1968-1972 | High performance - Main | US898H |
| 5.0L V8 307 CID | 1968-1972 | Main | US898 |
| 5.0L V8 5031cc 307 CID | 1968-1972 | High performance - Main | US898H |
| 5.0L V8 5031cc 307 CID | 1968-1972 | Main | US898 |
| 5.3L V8 5358cc 327 CID | 1966-1969 | High performance - Main | US898H |
| 5.3L V8 5358cc 327 CID | 1966-1969 | Main | US898 |
| 5.4L V8 327 CID | 1968 | High performance - Main | US898H |
| 5.4L V8 327 CID | 1968 | Main | US898 |
| 5.7L V8 350 CID | 1969-1972 | High performance - Main | US898H |
| 5.7L V8 350 CID | 1969-1972 | Main | US898 |
| 5.7L V8 5704cc 348 CID | 1960-1961 | High performance - Main | US898H |
| 5.7L V8 5704cc 348 CID | 1960-1961 | Main | US898 |
| 5.7L V8 5736cc 350 CID | 1969-1972 | High performance - Main | US898H |
| 5.7L V8 5736cc 350 CID | 1969-1972 | Main | US898 |
| 6.5L V8 396 CID | 1968-1969 | Main | US981 |
| 6.5L V8 6489cc 396 CID | 1968-1969 | Main | US981 |
| 6.6L V8 6588cc 402 CID | 1970-1972 | Main | US981 |
| K20 SUBURBAN | | | |
| 4.6L V8 4638cc 283 CID | 1967 | High performance - Main | US898H |
| 4.6L V8 4638cc 283 CID | 1967 | Main | US898 |
| 4.8L L6 292 CID | 1968-1974 | Main | US896 |
| 4.8L L6 292 CID | 1975-1977 | High performance - Main | US1137H |
| 4.8L L6 292 CID | 1975-1977 | Main | US1137 |
| 4.8L L6 292 CID | 1978-1979 | Main | US5030 |
| 4.8L L6 292 CID | 1980 | Custom Deluxe, Scottsdale, Silverado | US5030 |
| 4.8L L6 292 CID | 1981 | Custom, Deluxe | US5030 |
| 4.8L L6 292 CID | 1982 | Custom, Scottsdale, Silverado | US5030 |
| 4.8L L6 4786cc 292 CID | 1973-1974 | Main | US896 |
| 4.8L L6 4801cc 292 CID | 1967-1974 | Main | US896 |
| 5.0L V8 305 CID | 1977-1978 | High performance - Main | US1121H |
| 5.0L V8 305 CID | 1977-1978 | Main | US1121 |
| 5.0L V8 305 CID | 1985-1986 | Custom, Scottsdale, Silverado | US1121 |
| 5.0L V8 305 CID | 1985-1986 | High performance - Custom, Scottsdale, Silverado | US1121H |
| 5.0L V8 307 CID | 1968-1972 | High performance - Main | US898H |
| 5.0L V8 307 CID | 1968-1972 | Main | US898 |
| 5.0L V8 5031cc 307 CID | 1968-1972 | High performance - Main | US898H |
| 5.0L V8 5031cc 307 CID | 1968-1972 | Main | US898 |
| 5.3L V8 5358cc 327 CID | 1967-1969 | High performance - Main | US898H |
| 5.3L V8 5358cc 327 CID | 1967-1969 | Main | US898 |
| 5.4L V8 327 CID | 1968 | High performance - Main | US898H |
| 5.4L V8 327 CID | 1968 | Main | US898 |
| 5.7L V8 350 CID | 1969-1972 | High performance - Main | US898H |
| 5.7L V8 350 CID | 1969-1972 | Main | US898 |
| 5.7L V8 350 CID | 1975-1976 | High performance - Main | US1109H |
| 5.7L V8 350 CID | 1975-1976 | Main | US1109 |
| 5.7L V8 350 CID | 1977-1979 | High performance - Main | US1121H |

| Engine | Years | Application Description | USMW |
|------------------------|-----------|--|---------|
| 5.7L V8 350 CID | 1977-1979 | Main | US1121 |
| 5.7L V8 350 CID | 1980 | Custom Deluxe, Scottsdale, Silverado | US1121 |
| 5.7L V8 350 CID | 1980 | High performance - Custom Deluxe, Scottsdale, Silverado | US1121H |
| 5.7L V8 350 CID | 1981 | Custom, Deluxe | US1121 |
| 5.7L V8 350 CID | 1981 | High performance - Custom, Deluxe | US1121H |
| 5.7L V8 350 CID | 1982-1986 | Custom, Scottsdale, Silverado | US1121 |
| 5.7L V8 350 CID | 1982-1986 | High performance - Custom, Scottsdale, Silverado | US1121H |
| 5.7L V8 350 CID | 1983-1984 | Custom, Silverado | US1121 |
| 5.7L V8 350 CID | 1983-1984 | High performance - Custom, Silverado | US1121H |
| 5.7L V8 5736cc 350 CID | 1969-1972 | High performance - Main | US898H |
| 5.7L V8 5736cc 350 CID | 1969-1972 | Main | US898 |
| 6.2L V8 379 CID | 1982-1986 | Custom, Scottsdale, Silverado | US5008 |
| 6.2L V8 379 CID | 1983 | Custom, Silverado | US5008 |
| 6.2L V8 379 CID | 1984 | Custom, Scottsdale | US5008 |
| 6.5L V8 6489cc 396 CID | 1968-1969 | Main | US981 |
| 6.6L V8 400 CID | 1975-1976 | High performance - Main | US1109H |
| 6.6L V8 400 CID | 1975-1976 | Main | US1109 |
| 6.6L V8 400 CID | 1977-1979 | High performance - Main | US1121H |
| 6.6L V8 400 CID | 1977-1979 | Main | US1121 |
| 6.6L V8 400 CID | 1980 | Custom Deluxe, Scottsdale, Silverado | US1121 |
| 6.6L V8 400 CID | 1980 | High performance - Custom Deluxe, Scottsdale, Silverado | US1121H |
| 6.6L V8 6588cc 402 CID | 1970-1972 | Main | US981 |
| 7.4L V8 454 CID | 1985 | Custom, Scottsdale, Silverado | US1002 |
| 7.4L V8 454 CID | 1985 | High performance - Custom, Scottsdale, Silverado | US1002H |
| K2500 | | | |
| 4.3L V6 262 CID | 1988-1992 | Cheyenne, Silverado, Scottsdale | US5049 |
| 4.3L V6 262 CID | 1988-1992 | High performance - Cheyenne, Silverado, Scottsdale | US5049H |
| 4.3L V6 262 CID | 1993 | Cheyenne, Silverado | US5049 |
| 4.3L V6 262 CID | 1993 | High performance - Cheyenne, Silverado | US5049H |
| 4.3L V6 262 CID | 1994-1995 | Base, WT, Cheyenne, Silverado | US5049 |
| 4.3L V6 262 CID | 1994-1995 | High performance - Base, WT, Cheyenne, Silverado | US5049H |
| 5.0L V8 305 CID | 1988-1992 | Cheyenne, Silverado, Scottsdale | US5049 |
| 5.0L V8 305 CID | 1988-1992 | High performance - Cheyenne, Silverado, Scottsdale | US5049H |
| 5.0L V8 305 CID | 1993 | Cheyenne, Silverado | US5049 |
| 5.0L V8 305 CID | 1993 | High performance - Cheyenne, Silverado | US5049H |
| 5.0L V8 305 CID | 1994-1995 | Base, WT, Cheyenne, Silverado | US5049 |
| 5.0L V8 305 CID | 1994-1995 | High performance - Base, WT, Cheyenne, Silverado | US5049H |
| 5.0L V8 305 CID | 1998 | Cheyenne, Silverado, WT | US5077 |
| 5.0L V8 305 CID | 1998 | High performance - Cheyenne, Silverado, WT | US5077H |
| 5.7L V8 350 CID | 1988-1992 | Cheyenne, Silverado, Scottsdale | US5049 |
| 5.7L V8 350 CID | 1988-1992 | High performance - Cheyenne, Silverado, Scottsdale | US5049H |
| 5.7L V8 350 CID | 1993 | Cheyenne, Silverado | US5049 |
| 5.7L V8 350 CID | 1993 | High performance - Cheyenne, Silverado | US5049H |
| 5.7L V8 350 CID | 1994-1995 | Base, WT, Cheyenne, Silverado | US5049 |
| 5.7L V8 350 CID | 1994-1995 | High performance - Base, WT, Cheyenne, Silverado | US5049H |
| 5.7L V8 350 CID | 1996-1997 | Base, Cheyenne, Silverado | US5077 |
| 5.7L V8 350 CID | 1996-1997 | High performance - Base, Cheyenne, Silverado | US5077H |
| 5.7L V8 350 CID | 1998 | Cheyenne; Silverado, WT | US5077 |
| 5.7L V8 350 CID | 1998 | High performance - Cheyenne; Silverado, WT | US5077H |
| 5.7L V8 350 CID | 1999-2000 | Base; LS | US5077 |
| 5.7L V8 350 CID | 1999-2000 | High performance - Base; LS | US5077H |
| 6.2L V8 379 CID | 1988-1992 | Cheyenne, Scottsdale, Silverado | US5062 |
| 6.2L V8 379 CID | 1993 | Cheyenne, Silverado | US5062 |
| 6.5L V8 395 CID | 1992-1993 | Cheyenne, Silverado | US5062 |
| 6.5L V8 395 CID | 1994-1995 | Base, Cheyenne; Silverado; WT | US5062 |
| 6.5L V8 395 CID | 1996 | Base; Cheyenne; Silverado; 1st Design; Single Thermostat | US5062 |
| 6.5L V8 395 CID | 1996 | Base; Cheyenne; Silverado; 2nd Design; Dual Thermostat | US5074 |

| Engine | Years | Application Description | USMW |
|--------------------------|-----------|---|---------|
| CHEVROLET (CONT.) | | | |
| K2500 (CONT.) | | | |
| 6.5L V8 395 CID | 1997 | Base, Silverado | US5074 |
| 6.5L V8 395 CID | 1998 | Cheyenne, Silverado; WT | US5074 |
| 6.5L V8 395 CID | 1999-2000 | Base, LS | US5086 |
| 6.5L V8 395 CID | 1999 | Base, LS; Bolt-on pulley | US5074 |
| 7.4L V8 454 CID | 1991-1993 | Cheyenne, Silverado | US5038 |
| 7.4L V8 454 CID | 1991-1993 | High performance - Cheyenne, Silverado | US5038H |
| 7.4L V8 454 CID | 1994-1995 | Base, Cheyenne, Silverado, WT | US5038 |
| 7.4L V8 454 CID | 1994-1995 | High performance - Base, Cheyenne, Silverado, WT | US5038H |
| 7.4L V8 454 CID | 1996-1997 | Base, Cheyenne, Silverado | US5038 |
| 7.4L V8 454 CID | 1996-1997 | High performance - Base, Cheyenne, Silverado | US5038H |
| 7.4L V8 454 CID | 1998 | Cheyenne, Silverado, WT | US5038 |
| 7.4L V8 454 CID | 1998 | High performance - Cheyenne, Silverado, WT | US5038H |
| 7.4L V8 454 CID | 1999-2000 | Base, LS | US5038 |
| 7.4L V8 454 CID | 1999-2000 | High performance - Base, LS | US5038H |
| K2500 (MEX) | | | |
| 5.7L V8 5737cc 350 CID | 2000 | Sub | US5077 |
| K2500 SUBURBAN | | | |
| 5.7L V8 350 CID | 1992 | Base; Silverado; 5.8" Hub height | US5073 |
| 5.7L V8 350 CID | 1992 | Base; Silverado; 6.9" Hub height | US5049 |
| 5.7L V8 350 CID | 1992 | High performance - Base; Silverado; 6.9" Hub height | US5049H |
| 5.7L V8 350 CID | 1993-1994 | Base, Silverado | US5049 |
| 5.7L V8 350 CID | 1993-1994 | High performance - Base, Silverado | US5049H |
| 5.7L V8 350 CID | 1995 | Base, LS, LT | US5049 |
| 5.7L V8 350 CID | 1995 | High performance - Base, LS, LT | US5049H |
| 5.7L V8 350 CID | 1996-1997 | Base, LS, LT | US5077 |
| 5.7L V8 350 CID | 1996-1997 | High performance - Base, LS, LT | US5077H |
| 5.7L V8 350 CID | 1998-1999 | Base, LS | US5077 |
| 5.7L V8 350 CID | 1998-1999 | High performance - Base, LS | US5077H |
| 6.5L V8 395 CID | 1994 | Base, Silverado | US5062 |
| 6.5L V8 395 CID | 1995 | Base, LS, LT | US5062 |
| 6.5L V8 395 CID | 1996 | Base; LS; LT; Early | US5062 |
| 6.5L V8 395 CID | 1996 | Base; LS; LT; Late | US5074 |
| 6.5L V8 395 CID | 1997 | Base, LS, LT | US5074 |
| 6.5L V8 395 CID | 1998 | Base, LS | US5074 |
| 6.5L V8 395 CID | 1999 | Base, LS | US5086 |
| 6.5L V8 395 CID | 1999 | Base; LS; Bolt-on pulley | US5074 |
| 7.4L V8 454 CID | 1992-1994 | Base, Silverado | US5038 |
| 7.4L V8 454 CID | 1992-1994 | High performance - Base, Silverado | US5038H |
| 7.4L V8 454 CID | 1995-1997 | Base, LS, LT | US5038 |
| 7.4L V8 454 CID | 1995-1997 | High performance - Base, LS, LT | US5038H |
| 7.4L V8 454 CID | 1998-1999 | Base, LS | US5038 |
| 7.4L V8 454 CID | 1998-1999 | High performance - Base, LS | US5038H |
| K30 | | | |
| 4.8L L6 292 CID | 1977-1979 | Main | US5030 |
| 4.8L L6 292 CID | 1980 | Cheyenne, Custom Deluxe, Scottsdale, Silverado | US5030 |
| 4.8L L6 292 CID | 1981 | Custom, Deluxe | US5030 |
| 4.8L L6 292 CID | 1982-1986 | Custom, Scottsdale, Silverado | US5030 |
| 4.8L L6 292 CID | 1983 | Custom, Silverado | US5030 |
| 4.8L L6 292 CID | 1984 | Custom, Scottsdale | US5030 |
| 5.7L V8 350 CID | 1977-1979 | High performance - Main | US1121H |
| 5.7L V8 350 CID | 1977-1979 | Main | US1121 |
| 5.7L V8 350 CID | 1980 | Cheyenne, Custom Deluxe, Scottsdale, Silverado | US1121 |
| 5.7L V8 350 CID | 1980 | High performance - Cheyenne, Custom Deluxe, Scottsdale, Silverado | US1121H |
| 5.7L V8 350 CID | 1981 | Custom, Deluxe | US1121 |
| 5.7L V8 350 CID | 1981 | High performance - Custom, Deluxe | US1121H |
| 5.7L V8 350 CID | 1982-1986 | Custom, Scottsdale, Silverado | US1121 |
| 5.7L V8 350 CID | 1982-1986 | High performance - Custom, Scottsdale, Silverado | US1121H |
| 5.7L V8 350 CID | 1983 | Custom, Silverado | US1121 |
| 5.7L V8 350 CID | 1983 | High performance - Custom, Silverado | US1121H |
| 5.7L V8 350 CID | 1984 | Custom, Scottsdale | US1121 |

| Engine | Years | Application Description | USMW |
|------------------------|-----------|---|---------|
| 5.7L V8 350 CID | 1984 | High performance - Custom, Scottsdale | US1121H |
| 6.2L V8 379 CID | 1982-1986 | Custom, Scottsdale, Silverado | US5008 |
| 6.2L V8 379 CID | 1983 | Custom, Silverado | US5008 |
| 6.2L V8 379 CID | 1984 | Custom, Scottsdale | US5008 |
| 6.6L V8 400 CID | 1977-1979 | High performance - Main | US1121H |
| 6.6L V8 400 CID | 1977-1979 | Main | US1121 |
| 6.6L V8 400 CID | 1980 | Cheyenne, Custom Deluxe, Scottsdale, Silverado | US1121 |
| 6.6L V8 400 CID | 1980 | High performance - Cheyenne, Custom Deluxe, Scottsdale, Silverado | US1121H |
| 7.4L V8 454 CID | 1980 | Cheyenne, Custom Deluxe, Scottsdale, Silverado | US1002 |
| 7.4L V8 454 CID | 1980 | High performance - Cheyenne, Custom Deluxe, Scottsdale, Silverado | US1002H |
| 7.4L V8 454 CID | 1981 | Custom, Deluxe | US1002 |
| 7.4L V8 454 CID | 1981 | High performance - Custom, Deluxe | US1002H |
| 7.4L V8 454 CID | 1982-1986 | Custom, Scottsdale, Silverado | US1002 |
| 7.4L V8 454 CID | 1982-1986 | High performance - Custom, Scottsdale, Silverado | US1002H |
| 7.4L V8 454 CID | 1983 | Custom, Silverado | US1002 |
| 7.4L V8 454 CID | 1983 | High performance - Custom, Silverado | US1002H |
| 7.4L V8 454 CID | 1984 | Custom, Scottsdale | US1002 |
| 7.4L V8 454 CID | 1984 | High performance - Custom, Scottsdale | US1002H |
| K30 PICKUP | | | |
| 4.8L L6 292 CID | 1968-1974 | Main | US896 |
| 4.8L L6 4786cc 292 CID | 1973-1974 | Main | US896 |
| 4.8L L6 4801cc 292 CID | 1968-1974 | Main | US896 |
| 5.0L V8 307 CID | 1968-1972 | High performance - Main | US898H |
| 5.0L V8 307 CID | 1968-1972 | Main | US898 |
| 5.0L V8 5031cc 307 CID | 1968-1972 | High performance - Main | US898H |
| 5.0L V8 5031cc 307 CID | 1968-1972 | Main | US898 |
| 5.3L V8 5358cc 327 CID | 1968-1969 | High performance - Main | US898H |
| 5.3L V8 5358cc 327 CID | 1968-1969 | Main | US898 |
| 5.4L V8 327 CID | 1968 | High performance - Main | US898H |
| 5.4L V8 327 CID | 1968 | Main | US898 |
| 5.7L V8 350 CID | 1969-1972 | High performance - Main | US898H |
| 5.7L V8 350 CID | 1969-1972 | Main | US898 |
| 5.7L V8 5736cc 350 CID | 1969-1972 | High performance - Main | US898H |
| 5.7L V8 5736cc 350 CID | 1969-1972 | Main | US898 |
| 6.5L V8 396 CID | 1968-1969 | Main | US981 |
| 6.5L V8 6489cc 396 CID | 1968-1969 | Main | US981 |
| 6.6L V8 402 CID | 1970-1971 | Main | US981 |
| 6.6L V8 6588cc 402 CID | 1970-1972 | Main | US981 |
| K3500 | | | |
| 5.7L V8 350 CID | 1988-1992 | Cheyenne, Silverado, Scottsdale | US5049 |
| 5.7L V8 350 CID | 1988-1992 | High performance - Cheyenne, Silverado, Scottsdale | US5049H |
| 5.7L V8 350 CID | 1993 | Cheyenne, Silverado | US5049 |
| 5.7L V8 350 CID | 1993 | High performance - Cheyenne, Silverado | US5049H |
| 5.7L V8 350 CID | 1994-1995 | Base, Cheyenne, Silverado | US5049 |
| 5.7L V8 350 CID | 1994-1995 | High performance - Base, Cheyenne, Silverado | US5049H |
| 5.7L V8 350 CID | 1996-1997 | Base, Cheyenne, Silverado | US5077 |
| 5.7L V8 350 CID | 1996-1997 | High performance - Base, Cheyenne, Silverado | US5077H |
| 5.7L V8 350 CID | 1998 | Cheyenne, Silverado | US5077 |
| 5.7L V8 350 CID | 1998 | High performance - Cheyenne, Silverado | US5077H |
| 5.7L V8 350 CID | 1999-2000 | Base, LS | US5077 |
| 5.7L V8 350 CID | 1999-2000 | High performance - Base, LS | US5077H |
| 6.2L V8 379 CID | 1988-1992 | Cheyenne, Silverado, Scottsdale | US5062 |
| 6.2L V8 379 CID | 1993 | Cheyenne, Silverado | US5062 |
| 6.5L V8 395 CID | 1992 | Cheyenne, Silverado, Scottsdale | US5062 |
| 6.5L V8 395 CID | 1993 | Cheyenne, Silverado | US5062 |
| 6.5L V8 395 CID | 1994-1995 | Base, Cheyenne, Silverado | US5062 |
| 6.5L V8 395 CID | 1996 | Base; Cheyenne; Silverado; 1st Design; Single Thermostat | US5062 |
| 6.5L V8 395 CID | 1996 | Base; Cheyenne; Silverado; 2nd Design; Dual Thermostat | US5074 |
| 6.5L V8 395 CID | 1997 | Base, Cheyenne, Silverado | US5074 |
| 6.5L V8 395 CID | 1998 | Cheyenne, Silverado | US5074 |
| 6.5L V8 395 CID | 1999-2000 | Base, LS | US5086 |

| Engine | Years | Application Description | USMW |
|--------------------------|-----------|---|---------|
| CHEVROLET (CONT.) | | | |
| K3500 (CONT.) | | | |
| 6.5L V8 395 CID | 1999 | Base, LS; Bolt-on pulley | US5074 |
| 7.4L V8 454 CID | 1988-1990 | High performance - Cheyenne, Silverado, Scottsdale | US5038H |
| 7.4L V8 454 CID | 1988-1992 | Cheyenne, Silverado, Scottsdale | US5038 |
| 7.4L V8 454 CID | 1991-1998 | High performance - Cheyenne, Silverado | US5038H |
| 7.4L V8 454 CID | 1993-1998 | Cheyenne, Silverado | US5038 |
| 7.4L V8 454 CID | 1994-1997 | Base, Cheyenne, Silverado | US5038 |
| 7.4L V8 454 CID | 1994-1997 | High performance - Base, Cheyenne, Silverado | US5038H |
| 7.4L V8 454 CID | 1999-2000 | Base, LS | US5038 |
| 7.4L V8 454 CID | 1999-2000 | High performance - Base, LS | US5038H |
| K5 BLAZER | | | |
| 4.1L L6 250 CID | 1975-1977 | Main | US1110 |
| 4.1L L6 250 CID | 1978-1979 | Main | US1107 |
| 4.1L L6 250 CID | 1980 | Cheyenne, Custom Deluxe, Silverado | US1107 |
| 4.1L L6 250 CID | 1981 | Custom, Deluxe, Silverado | US1107 |
| 4.1L L6 250 CID | 1982 | Custom, Silverado | US1107 |
| 5.0L V8 305 CID | 1977-1979 | High performance - Main | US1121H |
| 5.0L V8 305 CID | 1977-1979 | Main | US1121 |
| 5.0L V8 305 CID | 1980 | Cheyenne, Custom Deluxe, Silverado | US1121 |
| 5.0L V8 305 CID | 1980 | High performance - Cheyenne, Custom Deluxe, Silverado | US1121H |
| 5.0L V8 305 CID | 1981 | Custom, Deluxe, Silverado | US1121 |
| 5.0L V8 305 CID | 1981 | High performance - Custom, Deluxe, Silverado | US1121H |
| 5.0L V8 305 CID | 1982-1986 | Custom, Silverado | US1121 |
| 5.0L V8 305 CID | 1982-1986 | High performance - Custom, Silverado | US1121H |
| 5.0L V8 305 CID | 1984 | Custom, Silverado, Scottsdale | US1121 |
| 5.0L V8 305 CID | 1984 | High performance - Custom, Silverado, Scottsdale | US1121H |
| 5.7L V8 350 CID | 1975-1976 | High performance - Main | US1109H |
| 5.7L V8 350 CID | 1975-1976 | Main | US1109 |
| 5.7L V8 350 CID | 1977-1979 | High performance - Main | US1121H |
| 5.7L V8 350 CID | 1977-1979 | Main | US1121 |
| 5.7L V8 350 CID | 1980 | Cheyenne, Custom Deluxe, Silverado | US1121 |
| 5.7L V8 350 CID | 1980 | High performance - Cheyenne, Custom Deluxe, Silverado | US1121H |
| 5.7L V8 350 CID | 1981 | Custom, Deluxe, Silverado | US1121 |
| 5.7L V8 350 CID | 1981 | High performance - Custom, Deluxe, Silverado | US1121H |
| 5.7L V8 350 CID | 1982-1986 | Custom, Silverado | US1121 |
| 5.7L V8 350 CID | 1982-1986 | High performance - Custom, Silverado | US1121H |
| 5.7L V8 350 CID | 1984 | Custom, Scottsdale, Silverado | US1121 |
| 5.7L V8 350 CID | 1984 | High performance - Custom, Scottsdale, Silverado | US1121H |
| 6.2L V8 379 CID | 1982-1986 | Custom, Silverado | US5008 |
| 6.2L V8 379 CID | 1984 | Custom, Silverado, Scottsdale | US5008 |
| 6.6L V8 400 CID | 1975-1976 | High performance - Main | US1109H |
| 6.6L V8 400 CID | 1975-1976 | Main | US1109 |
| 6.6L V8 400 CID | 1977-1979 | High performance - Main | US1121H |
| 6.6L V8 400 CID | 1977-1979 | Main | US1121 |
| KINGSWOOD | | | |
| 4.6L V8 4638cc 283 CID | 1959-1961 | High performance - Main | US898H |
| 4.6L V8 4638cc 283 CID | 1959-1961 | Main | US898 |
| 5.0L V8 5031cc 307 CID | 1969-1972 | High performance - Main | US898H |
| 5.0L V8 5031cc 307 CID | 1969-1972 | Main | US898 |
| 5.3L V8 5358cc 327 CID | 1969 | High performance - Main | US898H |
| 5.3L V8 5358cc 327 CID | 1969 | Main | US898 |
| 5.7L V8 350 CID | 1969-1972 | High performance - Main | US898H |
| 5.7L V8 350 CID | 1969-1972 | Main | US898 |
| 5.7L V8 5704cc 348 CID | 1959-1961 | High performance - Main | US898H |
| 5.7L V8 5704cc 348 CID | 1959-1961 | Main | US898 |
| 5.7L V8 5736cc 350 CID | 1969-1972 | High performance - Main | US898H |
| 5.7L V8 5736cc 350 CID | 1969-1972 | Main | US898 |
| 5.7L V8 5737cc 350 CID | 1972 | High performance - Main | US898H |
| 5.7L V8 5737cc 350 CID | 1972 | Main | US898 |
| LLV | | | |
| 2.2L L4 2190cc 134 CID | 1994-1995 | Base | US5032 |
| 2.5L L4 2474cc 151 CID | 1987-1993 | Base | US5040 |

| Engine | Years | Application Description | USMW |
|------------------------|-----------|--|---------|
| LUMINA | | | |
| 2.5L L4 2474cc 151 CID | 1990-1992 | Base | US5041 |
| 3.1L V6 189 CID | 1990-1994 | Base, Euro | US5033 |
| 3.1L V6 189 CID | 1995-1996 | Base, LS | US5033 |
| 3.1L V6 189 CID | 1997-1999 | Base, LS, LTZ | US5033 |
| 3.1L V6 189 CID | 2000-2001 | Base | US5033 |
| 3.4L V6 207 CID | 1991 | Z34 | US5033 |
| 3.4L V6 207 CID | 1992-1994 | Euro, Z34 | US5033 |
| 3.4L V6 207 CID | 1995-1996 | LS | US5033 |
| 3.4L V6 207 CID | 1997 | LTZ | US5033 |
| 3.8L V6 3800cc 231 CID | 1998 | LTZ | US5075 |
| 3.8L V6 3800cc 231 CID | 1999 | Base, LS, LTZ | US5075 |
| LUMINA (MEX) | | | |
| 3.3L V6 3343cc 204 CID | 1997 | Van | US5033 |
| LUMINA APV | | | |
| 3.1L V6 189 CID | 1990-1992 | Base, CL | US5033 |
| 3.1L V6 189 CID | 1993-1995 | Base, LS | US5033 |
| 3.4L V6 207 CID | 1996 | Base, LS | US5033 |
| 3.8L V6 3800cc 231 CID | 1992 | Base, CL | US5050 |
| 3.8L V6 3800cc 231 CID | 1993-1995 | Base, LS | US5050 |
| LUV | | | |
| 1.8L L4 111 CID | 1975-1979 | Main | US1127 |
| 1.8L L4 111 CID | 1975 | | US1046 |
| 1.8L L4 111 CID | 1980-1982 | Base, Mikado, Sport | US1127 |
| 2.2L L4 134 CID | 1981-1982 | Base, Mikado, Sport | US9132 |
| LUV (MEX) | | | |
| 2.2L L4 2190cc 133 CID | 1997-1999 | | US5032 |
| 2.2L L4 2190cc 133 CID | 2000-2006 | | US9426 |
| LUV PICKUP | | | |
| 1.8L L4 111 CID | 1972-1974 | | US1046 |
| MALIBU | | | |
| 2.0L L4 1998cc 122 CID | 2013-2015 | LT; LTZ; Turbocharged; Pump only | US8102 |
| 2.2L L4 2198cc 134 CID | 2004-2005 | Base | US5092 |
| 2.2L L4 2198cc 134 CID | 2006-2007 | LS, LT, LTZ | US5092 |
| 2.2L L4 2198cc 134 CID | 2008 | Classic LS | US5092 |
| 2.4L L4 145 CID | 2008-2009 | Hybrid, LS, LT, LTZ | US5092 |
| 2.4L L4 145 CID | 2010-2012 | LS, LT, LTZ | US5092 |
| 2.4L L4 2384cc 145 CID | 2013-2014 | Eco | US5092 |
| 2.4L L4 2392cc 146 CID | 1997-1999 | Base | US5076 |
| 2.5L L4 2457cc 153 CID | 2013-2015 | LS, LT, LTZ; Pump only | US8102 |
| 3.1L V6 189 CID | 1997-2003 | Base, LS | US5033 |
| 3.2L L6 3180cc 194 CID | 1966 | With A/C | US927 |
| 3.3L V6 200 CID | 1978-1979 | High performance - Main | US1121H |
| 3.3L V6 200 CID | 1978-1979 | Main | US1121 |
| 3.5L V6 213 CID | 2004 | LS, LT, Maxx LS, Maxx LT, Maxx | US5033 |
| 3.5L V6 213 CID | 2005 | LS, LT, Maxx LS, Maxx LT | US5033 |
| 3.5L V6 213 CID | 2006 | LS, LT, Maxx LS, Maxx LT, LTZ, Maxx LTZ | US5033 |
| 3.5L V6 3490cc 213 CID | 2007 | LS, LT, LTZ, Maxx LS, Maxx LT, Maxx LTZ | US6020 |
| 3.5L V6 3490cc 213 CID | 2008 | Classic LS, Classic LT, LS | US6020 |
| 3.5L V6 3490cc 213 CID | 2009 | LS, LT | US6020 |
| 3.5L V6 3490cc 213 CID | 2010 | LS | US6020 |
| 3.6L V6 217 CID | 2008-2012 | LT, LTZ | US8932 |
| 3.8L L6 3769cc 230 CID | 1966-1967 | With A/C | US927 |
| 3.8L V6 229 CID | 1980 | Base, Classic Landau, Classic, Classic Estate, Classic Sport, Estate, Sport | US1121 |
| 3.8L V6 229 CID | 1980 | High performance - Base, Classic Landau, Classic Estate, Classic Sport, Estate, Sport, Classic | US1121H |
| 3.8L V6 229 CID | 1981 | Base, Classic Landau, Classic | US1121 |
| 3.8L V6 229 CID | 1981 | High performance - Base, Classic Landau, Classic | US1121H |
| 3.8L V6 229 CID | 1982-1983 | Classic | US1121 |
| 3.8L V6 229 CID | 1982-1983 | High performance - Classic | US1121H |
| 3.8L V6 231 CID | 1979 | High performance - Main | US1018H |
| 3.8L V6 231 CID | 1979 | Main | US1018 |
| 3.8L V6 3800cc 231 CID | 1978-1979 | High performance - Main | US1018H |
| 3.8L V6 3800cc 231 CID | 1978-1979 | Main | US1018 |

| Engine | Years | Application Description | USMW |
|--------------------------|-----------|--|---------|
| CHEVROLET (CONT.) | | | |
| MALIBU (CONT.) | | | |
| 3.8L V6 3800cc 231 CID | 1980 | Base, Classic Landau, Classic, Classic Estate, Classic Sport, Estate, Sport | US1018 |
| 3.8L V6 3800cc 231 CID | 1980 | High performance - Base, Classic Landau, Classic Estate, Classic Sport, Estate, Sport, Classic | US1018H |
| 3.8L V6 3800cc 231 CID | 1981 | Base, Classic Landau, Classic | US1018 |
| 3.8L V6 3800cc 231 CID | 1981 | High performance - Base, Classic Landau, Classic | US1018H |
| 3.8L V6 3800cc 231 CID | 1982-1983 | Classic | US1018 |
| 3.8L V6 3800cc 231 CID | 1982-1983 | High performance - Classic | US1018H |
| 3.9L V6 3880cc 237 CID | 2006-2007 | Maxx SS, SS | US6020 |
| 4.1L L6 250 CID | 1975-1977 | Main | US1107 |
| 4.1L L6 4097cc 250 CID | 1979 | Main (Mex) | US1107 |
| 4.1L L6 4098cc 250 CID | 1967 | With A/C | US927 |
| 4.3L V6 260 CID | 1982-1983 | Classic | US5012 |
| 4.4L V8 267 CID | 1980 | Base, Classic Landau, Classic, Classic Estate, Classic Sport, Estate, Sport | US1121 |
| 4.4L V8 267 CID | 1980 | High performance - Base, Classic Landau, Classic Estate, Classic Sport, Estate, Sport, Classic | US1121H |
| 4.4L V8 267 CID | 1981 | Base, Classic Landau, Classic | US1121 |
| 4.4L V8 267 CID | 1981 | High performance - Base, Classic Landau, Classic | US1121H |
| 4.4L V8 267 CID | 1982 | Classic | US1121 |
| 4.4L V8 267 CID | 1982 | High performance - Classic | US1121H |
| 4.6L V8 4638cc 283 CID | 1964-1967 | High performance - Main | US898H |
| 4.6L V8 4638cc 283 CID | 1964-1967 | Main | US898 |
| 5.0L V8 305 CID | 1976 | High performance - Main | US1109H |
| 5.0L V8 305 CID | 1976 | Main | US1109 |
| 5.0L V8 305 CID | 1977-1979 | High performance - Main | US1121H |
| 5.0L V8 305 CID | 1977-1979 | Main | US1121 |
| 5.0L V8 305 CID | 1980 | Base, Classic Landau, Classic, Classic Estate, Classic Sport, Estate, Sport | US1121 |
| 5.0L V8 305 CID | 1980 | High performance - Base, Classic Landau, Classic Estate, Classic Sport, Estate, Sport, Classic | US1121H |
| 5.0L V8 305 CID | 1981 | Base, Classic Landau, Classic | US1121 |
| 5.0L V8 305 CID | 1981 | High performance - Base, Classic Landau, Classic | US1121H |
| 5.0L V8 305 CID | 1982-1983 | Classic | US1121 |
| 5.0L V8 305 CID | 1982-1983 | High performance - Classic | US1121H |
| 5.3L V8 5358cc 327 CID | 1964-1967 | High performance - Main | US898H |
| 5.3L V8 5358cc 327 CID | 1964-1967 | Main | US898 |
| 5.7L V8 350 CID | 1976 | High performance - Main | US1109H |
| 5.7L V8 350 CID | 1976 | Main | US1109 |
| 5.7L V8 350 CID | 1977-1978 | Main | US1121 |
| 5.7L V8 350 CID | 1977-1979 | High performance - Main | US1121H |
| 5.7L V8 350 CID | 1979 | Main, Main (Mex) | US1121 |
| 5.7L V8 350 CID | 1980 | Base, Estate, Sport | US1121 |
| 5.7L V8 350 CID | 1980 | High performance - Base, Estate, Sport | US1121H |
| 5.7L V8 350 CID | 1981 | Base | US1121 |
| 5.7L V8 350 CID | 1981 | High performance - Base | US1121H |
| 5.7L V8 350 CID | 1982-1983 | Classic; : With Air Cond. | US1120 |
| 5.7L V8 350 CID | 1982-1983 | Classic; Exc. Air Cond. | US1100 |
| 5.7L V8 350 CID | 1982-1983 | High performance - Classic : With Air Cond. | US1120H |
| 6.5L V8 6489cc 396 CID | 1966-1967 | Main | US981 |
| 6.6L V8 400 CID | 1975-1976 | High performance - Main | US1109H |
| 6.6L V8 400 CID | 1975-1976 | Main | US1109 |
| 7.4L V8 454 CID | 1975 | High performance - Main | US1002H |
| 7.4L V8 454 CID | 1975 | Main | US1002 |
| MALIBU (MEX) | | | |
| 2.4L L4 2395cc 146 CID | 2000-2001 | | US5076 |
| 4.1L L6 4100cc 250 CID | 1965 | | US895 |
| 4.1L L6 4100cc 250 CID | 1967 | | US927 |
| 4.1L L6 4100cc 250 CID | 1978-1981 | | US1107 |
| 5.7L V8 5700cc 350 CID | 1979-1981 | | US1121 |

| Engine | Years | Application Description | USMW |
|------------------------|-----------|--|---------|
| MATIZ | | | |
| 1.0L L4 995cc 61 CID | 2011-2012 | Main (Mex) | US8928 |
| 1.0L L4 995cc 61 CID | 2013-2015 | Main | US8928 |
| MATIZ (MEX) | | | |
| 1.0L L4 987cc 60 CID | 2011-2012 | | US8928 |
| 1.0L L4 987cc 60 CID | 2013-2015 | LS | US8928 |
| MERIVA | | | |
| 1.8L L4 1796cc 110 CID | 2004-2008 | FI (Mex), Main (Mex) | US8938 |
| MERIVA (MEX) | | | |
| 1.8L L4 1780cc 108 CID | 2004-2008 | With 19 teeth pulley | US8938 |
| METRO | | | |
| 1.0L L3 993cc 61 CID | 1998-2000 | Base | US5058 |
| 1.3L L4 1295cc 79 CID | 1998-2001 | LSi | US5058 |
| 1.3L L4 1295cc 79 CID | 1999-2000 | Base, LSi | US5058 |
| MICROBUS (MEX) | | | |
| 5.7L V8 5700cc 350 CID | 1986-1987 | | US1121 |
| 5.7L V8 5700cc 350 CID | 1990-1996 | | US5049 |
| MILENIO (MEX) | | | |
| 1.6L L4 1600cc 98 CID | 2000 | | US5057 |
| MONTE CARLO | | | |
| 3.1L V6 189 CID | 1995-1999 | LS | US5033 |
| 3.3L V6 200 CID | 1978-1979 | High performance - Main | US1121H |
| 3.3L V6 200 CID | 1978-1979 | Main | US1121 |
| 3.4L V6 207 CID | 1995-1997 | Z34 | US5033 |
| 3.4L V6 207 CID | 2000-2005 | LS | US5033 |
| 3.4L V6 207 CID | 2003 | LS, LS Competition, LS Sport | US5033 |
| 3.5L V6 3490cc 213 CID | 2006-2007 | LS, LT | US6020 |
| 3.8L V6 229 CID | 1980 | High performance - Landau, Sport | US1121H |
| 3.8L V6 229 CID | 1980 | Landau, Sport | US1121 |
| 3.8L V6 229 CID | 1981 | Base, Landau | US1121 |
| 3.8L V6 229 CID | 1981 | High performance - Base, Landau | US1121H |
| 3.8L V6 229 CID | 1982-1984 | Base | US1121 |
| 3.8L V6 229 CID | 1982-1984 | High performance - Base | US1121H |
| 3.8L V6 229 CID | 1983 | Base, CL | US1121 |
| 3.8L V6 229 CID | 1983 | High performance - Base, CL | US1121H |
| 3.8L V6 231 CID | 1979 | High performance - Main | US1018H |
| 3.8L V6 231 CID | 1979 | Main | US1018 |
| 3.8L V6 3800cc 231 CID | 1978-1979 | High performance - Main | US1018H |
| 3.8L V6 3800cc 231 CID | 1978-1979 | Main | US1018 |
| 3.8L V6 3800cc 231 CID | 1980 | High performance - Landau, Sport | US1018H |
| 3.8L V6 3800cc 231 CID | 1980 | Landau, Sport | US1018 |
| 3.8L V6 3800cc 231 CID | 1981 | Base, Landau | US1018 |
| 3.8L V6 3800cc 231 CID | 1981 | High performance - Base, Landau | US1018H |
| 3.8L V6 3800cc 231 CID | 1982-1984 | Base | US1018 |
| 3.8L V6 3800cc 231 CID | 1982-1984 | High performance - Base | US1018H |
| 3.8L V6 3800cc 231 CID | 1983 | Base, CL | US1018 |
| 3.8L V6 3800cc 231 CID | 1983 | High performance - Base, CL | US1018H |
| 3.8L V6 3800cc 231 CID | 1998 | Z34 | US5075 |
| 3.8L V6 3800cc 231 CID | 1999 | Indianapolis 500 Pace Car, LS, Z34 | US5075 |
| 3.8L V6 3800cc 231 CID | 2000-2004 | SS | US5075 |
| 3.8L V6 3800cc 231 CID | 2002 | SS, SS 35th Anniversary Edition, SS Dale Earnhardt Signature Edition | US5075 |
| 3.8L V6 3800cc 231 CID | 2003 | SS, SS High Sport, SS Pace Car | US5075 |
| 3.8L V6 3800cc 231 CID | 2005 | LT, SS | US5075 |
| 3.9L V6 3880cc 237 CID | 2006 | LT, LTZ | US6020 |
| 4.3L V6 260 CID | 1982 | Base | US5012 |
| 4.3L V6 260 CID | 1983 | Base, CL | US5012 |
| 4.3L V6 262 CID | 1985 | Base | US1121 |
| 4.3L V6 262 CID | 1985 | High performance - Base | US1121H |
| 4.3L V6 262 CID | 1986-1988 | Base, LS | US1121 |
| 4.3L V6 262 CID | 1986-1988 | High performance - Base, LS | US1121H |
| 4.4L V8 267 CID | 1980 | High performance - Landau, Sport | US1121H |
| 4.4L V8 267 CID | 1980 | Landau, Sport | US1121 |
| 4.4L V8 267 CID | 1981 | Base, Landau | US1121 |
| 4.4L V8 267 CID | 1981 | High performance - Base, Landau | US1121H |
| 4.4L V8 267 CID | 1982 | Base | US1121 |
| 4.4L V8 267 CID | 1982 | High performance - Base | US1121H |
| 5.0L V8 305 CID | 1976 | High performance - Main | US1109H |

| Engine | Years | Application Description | USMW |
|----------------------------|-----------|--|---------|
| CHEVROLET (CONT.) | | | |
| MONTE CARLO (CONT.) | | | |
| 5.0L V8 305 CID | 1976 | Main | US1109 |
| 5.0L V8 305 CID | 1977-1979 | High performance - Main | US1121H |
| 5.0L V8 305 CID | 1977-1979 | Main | US1121 |
| 5.0L V8 305 CID | 1980 | High performance - Landau, Sport | US1121H |
| 5.0L V8 305 CID | 1980 | Landau, Sport | US1121 |
| 5.0L V8 305 CID | 1981 | Base, Landau | US1121 |
| 5.0L V8 305 CID | 1981 | High performance - Base, Landau | US1121H |
| 5.0L V8 305 CID | 1982 | Base | US1121 |
| 5.0L V8 305 CID | 1982 | High performance - Base | US1121H |
| 5.0L V8 305 CID | 1983 | Base, CL, SS | US1121 |
| 5.0L V8 305 CID | 1983 | High performance - Base, CL, SS | US1121H |
| 5.0L V8 305 CID | 1984-1985 | Base, SS | US1121 |
| 5.0L V8 305 CID | 1984-1985 | High performance - Base, SS | US1121H |
| 5.0L V8 305 CID | 1986-1988 | Base, SS, LS | US1121 |
| 5.0L V8 305 CID | 1986-1988 | High performance - Base, SS, LS | US1121H |
| 5.3L V8 5328cc 325 CID | 2006-2007 | SS | US6154 |
| 5.7L V8 350 CID | 1976 | High performance - Main | US1109H |
| 5.7L V8 350 CID | 1976 | Main | US1109 |
| 5.7L V8 350 CID | 1977 | High performance - Main | US1121H |
| 5.7L V8 350 CID | 1977 | Main | US1121 |
| 5.7L V8 350 CID | 1982-1984 | Base : With Air Cond. | US1120 |
| 5.7L V8 350 CID | 1982-1984 | High performance - Base : With Air Cond. | US1120H |
| 5.7L V8 350 CID | 1982 | Base; Exc. Air Cond. | US1100 |
| 5.7L V8 350 CID | 1983 | Base; CL; SS : Exc. Air Cond. | US1100 |
| 5.7L V8 350 CID | 1983 | Base; CL; SS : With Air Cond. | US1120 |
| 5.7L V8 350 CID | 1983 | High performance - Base, CL, SS : With Air Cond. | US1120H |
| 5.7L V8 350 CID | 1984 | Base : Exc. Air Cond. | US1100 |
| 6.6L V8 400 CID | 1975-1976 | High performance - Main | US1109H |
| 6.6L V8 400 CID | 1975-1976 | Main | US1109 |
| 7.4L V8 454 CID | 1975 | High performance - Main | US1002H |
| 7.4L V8 454 CID | 1975 | Main | US1002 |
| MONTE CARLO (MEX) | | | |
| 5.7L V8 5700cc 350 CID | 1982-1983 | | US1121 |
| MONZA | | | |
| 2.3L L4 2294cc 140 CID | 1975 | Main | US1088 |
| 2.3L L4 2294cc 140 CID | 1976-1977 | Main | US1113 |
| 2.5L L4 2474cc 151 CID | 1978-1979 | Main | US1107 |
| 2.5L L4 2474cc 151 CID | 1980 | 2+2, 2+2 Sport, 2+2 Spyder, Base, Spyder | US1107 |
| 3.2L V6 196 CID | 1978-1979 | High performance - Main | US1018H |
| 3.2L V6 196 CID | 1978-1979 | Main | US1018 |
| 3.8L V6 231 CID | 1979 | Main | US1018 |
| 3.8L V6 3800cc 231 CID | 1978-1979 | High performance - Main | US1018H |
| 3.8L V6 3800cc 231 CID | 1978-1979 | Main | US1018 |
| 3.8L V6 3800cc 231 CID | 1980 | 2+2, 2+2 Sport, 2+2 Spyder, Base, Spyder | US1018 |
| 3.8L V6 3800cc 231 CID | 1980 | High performance - 2+2 Sport, 2+2 Spyder, 2+2, Base, Spyder | US1018H |
| 4.3L V8 262 CID | 1975-1976 | Main | US1069 |
| 5.0L V8 305 CID | 1976-1979 | Main | US1069 |
| MONZA (MEX) | | | |
| 1.6L L4 1600cc 98 CID | 1997-2003 | | US5057 |
| MONZA POP (MEX) | | | |
| 1.4L L4 1400cc 85 CID | 2002 | | US5057 |
| NOVA | | | |
| 1.6L L4 1588cc 98 CID | 1985-1988 | Base, CL | US9057 |
| 1.6L L4 1588cc 98 CID | 1988 | Twin Cam | US9076 |
| 3.8L L6 230 CID | 1969 | With A/C | US927 |
| 4.1L L6 250 CID | 1969-1974 | With A/C | US927 |
| 4.1L L6 250 CID | 1975-1979 | Main | US1107 |
| 5.0L V8 305 CID | 1976 | High performance - Main | US1109H |
| 5.0L V8 305 CID | 1976 | Main | US1109 |
| 5.0L V8 305 CID | 1977-1979 | High performance - Main | US1121H |
| 5.0L V8 305 CID | 1977-1979 | Main | US1121 |
| 5.7L V8 350 CID | 1976 | High performance - Main | US1109H |
| 5.7L V8 350 CID | 1976 | Main | US1109 |
| 5.7L V8 350 CID | 1977-1979 | High performance - Main | US1121H |

| Engine | Years | Application Description | USMW |
|-------------------------|-----------|---|---------|
| 5.7L V8 350 CID | 1977-1979 | Main | US1121 |
| ONE-FIFTY SERIES | | | |
| 4.3L V8 4343cc 265 CID | 1955-1957 | High performance - Main | US898H |
| 4.3L V8 4343cc 265 CID | 1955-1957 | Main | US898 |
| 4.6L V8 4638cc 283 CID | 1957 | High performance - Main | US898H |
| 4.6L V8 4638cc 283 CID | 1957 | Main | US898 |
| OPTRA (MEX) | | | |
| 2.0L L4 1999cc 122 CID | 2010 | | US8925 |
| 2.0L L4 2000cc 122 CID | 2006-2009 | | US8925 |
| P10 | | | |
| 4.8L L6 292 CID | 1975-1979 | Main | US5030 |
| 4.8L L6 292 CID | 1980 | Base, Step-Van | US5030 |
| P10 SERIES | | | |
| 4.3L L6 4278cc 261 CID | 1961-1962 | High performance - Main | US898H |
| 4.3L L6 4278cc 261 CID | 1961-1962 | Main | US898 |
| 4.6L V8 4638cc 283 CID | 1961-1962 | High performance - Main | US898H |
| 4.6L V8 4638cc 283 CID | 1961-1962 | Main | US898 |
| 4.8L L6 4801cc 292 CID | 1967 | Main | US896 |
| P20 | | | |
| 4.8L L6 292 CID | 1975-1977 | High performance - Main | US1137H |
| 4.8L L6 292 CID | 1975-1977 | Main | US1137 |
| 4.8L L6 292 CID | 1978-1979 | Main | US5030 |
| 4.8L L6 292 CID | 1980-1989 | Base, Step-Van | US5030 |
| 4.8L L6 292 CID | 1985 | Base; Step-Van; Vacuum Operated Early Fuel Evaporation | US5030 |
| 4.8L L6 292 CID | 1986 | Base | US5030 |
| 5.7L V8 350 CID | 1975-1976 | High performance - Main | US1109H |
| 5.7L V8 350 CID | 1975-1976 | Main | US1109 |
| 5.7L V8 350 CID | 1977-1979 | High performance - Main | US1121H |
| 5.7L V8 350 CID | 1977-1979 | Main | US1121 |
| 5.7L V8 350 CID | 1980-1989 | Base, Step-Van | US1121 |
| 5.7L V8 350 CID | 1986 | Base | US1121 |
| 6.2L V8 379 CID | 1982-1989 | Base, Step-Van | US5008 |
| 6.2L V8 379 CID | 1986 | Base | US5008 |
| P20 SERIES | | | |
| 4.8L L6 4801cc 292 CID | 1965-1967 | Main | US896 |
| P20 VAN | | | |
| 4.8L L6 292 CID | 1968-1974 | Main | US896 |
| 4.8L L6 4786cc 292 CID | 1973-1974 | Main | US896 |
| 5.0L V8 307 CID | 1968-1969 | High performance - Main | US898H |
| 5.0L V8 307 CID | 1968-1969 | Main | US898 |
| 5.7L V8 350 CID | 1970-1972 | High performance - Main | US898H |
| 5.7L V8 350 CID | 1970-1972 | Main | US898 |
| P30 | | | |
| 4.3L V6 262 CID | 1990 | Base, Step-Van | US1121 |
| 4.3L V6 262 CID | 1990 | High performance - Base, Step-Van | US1121H |
| 4.3L V6 262 CID | 1991-1995 | Base | US1121 |
| 4.3L V6 262 CID | 1991-1995 | High performance - Base | US1121H |
| 4.3L V6 262 CID | 1996-1999 | Base | US5077 |
| 4.3L V6 262 CID | 1996-1999 | High performance - Base | US5077H |
| 4.3L V6 4300cc 262 CID | 2001 | High performance - Main (Mex) | US5077H |
| 4.8L L6 292 CID | 1975-1977 | High performance - Main | US1137H |
| 4.8L L6 292 CID | 1975-1977 | Main | US1137 |
| 4.8L L6 292 CID | 1978-1979 | Main | US5030 |
| 4.8L L6 292 CID | 1980-1989 | Base, Step-Van | US5030 |
| 4.8L L6 292 CID | 1985 | Base; Step-Van; Vacuum Operated Early Fuel Evaporation | US5030 |
| 4.8L L6 292 CID | 1986 | Base | US5030 |
| 5.7L V8 350 CID | 1975-1976 | High performance - Main | US1109H |
| 5.7L V8 350 CID | 1975-1976 | Main | US1109 |
| 5.7L V8 350 CID | 1977-1979 | High performance - Main | US1121H |
| 5.7L V8 350 CID | 1977-1979 | Main | US1121 |
| 5.7L V8 350 CID | 1980-1990 | Base, Step-Van | US1121 |
| 5.7L V8 350 CID | 1985-1990 | High performance - Base, Step-Van | US1121H |
| 5.7L V8 350 CID | 1986-1996 | Base | US1121 |
| 5.7L V8 350 CID | 1986-1996 | High performance - Base | US1121H |
| 5.7L V8 350 CID | 1997-1999 | Base | US5077 |
| 5.7L V8 350 CID | 1997-1999 | High performance - Base | US5077H |

| Engine | Years | Application Description | USMW |
|--------------------------|-----------|---|---------|
| CHEVROLET (CONT.) | | | |
| P30 (CONT.) | | | |
| 6.2L V8 379 CID | 1982-1990 | Base, Step-Van | US5008 |
| 6.2L V8 379 CID | 1986-1993 | Base | US5008 |
| 6.5L V8 395 CID | 1994-1996 | Base | US5062 |
| 6.5L V8 395 CID | 1997-1998 | Base | US5074 |
| 6.5L V8 395 CID | 1999 | Base | US5086 |
| 6.6L V8 400 CID | 1976 | High performance - Main | US1109H |
| 6.6L V8 400 CID | 1976 | Main | US1109 |
| 7.4L V8 454 CID | 1975-1979 | High performance - Main | US1002H |
| 7.4L V8 454 CID | 1975-1979 | Main | US1002 |
| 7.4L V8 454 CID | 1980-1990 | Base, Step-Van | US1002 |
| 7.4L V8 454 CID | 1985-1990 | High performance - Base, Step-Van | US1002H |
| 7.4L V8 454 CID | 1986-1999 | Base | US1002 |
| 7.4L V8 454 CID | 1986-1999 | High performance - Base | US1002H |
| P30 SERIES | | | |
| 4.3L L6 4278cc 261 CID | 1961-1962 | High performance - Main | US898H |
| 4.3L L6 4278cc 261 CID | 1961-1962 | Main | US898 |
| 4.6L V8 4638cc 283 CID | 1961-1962 | High performance - Main | US898H |
| 4.6L V8 4638cc 283 CID | 1961-1962 | Main | US898 |
| 4.8L L6 4801cc 292 CID | 1965-1967 | Main | US896 |
| 5.7L V8 5704cc 348 CID | 1960-1965 | High performance - Main | US898H |
| 5.7L V8 5704cc 348 CID | 1960-1965 | Main | US898 |
| P30 VAN | | | |
| 4.8L L6 292 CID | 1968-1974 | Main | US896 |
| 4.8L L6 4786cc 292 CID | 1973-1974 | Main | US896 |
| 5.0L V8 307 CID | 1968-1969 | High performance - Main | US898H |
| 5.0L V8 307 CID | 1968-1969 | Main | US898 |
| 5.7L V8 350 CID | 1970-1972 | High performance - Main | US898H |
| 5.7L V8 350 CID | 1970-1972 | Main | US898 |
| 6.6L V8 402 CID | 1972 | Main | US981 |
| P30 VAN (MEX) | | | |
| 4.1L L6 4100cc 250 CID | 1998-2002 | | US5030 |
| 4.3L V6 4300cc 262 CID | 2001 | | US5077 |
| 5.7L V8 5700cc 350 CID | 1989-1991 | | US5049 |
| P31 VAN (MEX) | | | |
| 4.8L L6 4800cc 292 CID | 1991 | | US1137 |
| 5.7L V8 5737cc 350 CID | 1991-1995 | | US1121 |
| 5.7L V8 5737cc 350 CID | 1996 | | US5049 |
| 5.7L V8 5737cc 350 CID | 1998-1999 | | US5077 |
| P6000 | | | |
| 6.0L V8 366 CID | 1992-1996 | | US5078 |
| 7.0L V8 6998cc 427 CID | 1992-1996 | | US5078 |
| POP (MEX) | | | |
| 1.4L L4 1400cc 85 CID | 1996-2001 | | US5057 |
| 1.6L L4 1600cc 98 CID | 2002-2003 | | US5057 |
| PRIZM | | | |
| 1.8L L4 110 CID | 1998-2002 | Base, LSI | US9376 |
| R10 | | | |
| 4.3L V6 262 CID | 1987 | Custom Deluxe, Scottsdale, Silverado | US1121 |
| 4.3L V6 262 CID | 1987 | High performance - Custom Deluxe, Scottsdale, Silverado | US1121H |
| 5.0L V8 305 CID | 1987 | Custom Deluxe, Scottsdale, Silverado | US1121 |
| 5.0L V8 305 CID | 1987 | High performance - Custom Deluxe, Scottsdale, Silverado | US1121H |
| 5.7L V8 350 CID | 1987 | Custom Deluxe, Scottsdale, Silverado | US1121 |
| 5.7L V8 350 CID | 1987 | High performance - Custom Deluxe, Scottsdale, Silverado | US1121H |
| 6.2L V8 379 CID | 1987 | Custom Deluxe, Scottsdale, Silverado | US5008 |
| R10 SUBURBAN | | | |
| 5.0L V8 305 CID | 1987 | Custom Deluxe, Scottsdale, Silverado | US1121 |
| 5.0L V8 305 CID | 1987 | High performance - Custom Deluxe, Scottsdale, Silverado | US1121H |
| 5.7L V8 350 CID | 1987 | Custom Deluxe, Scottsdale, Silverado | US5049 |
| 5.7L V8 350 CID | 1987 | High performance - Custom Deluxe, Scottsdale, Silverado | US5049H |
| 5.7L V8 350 CID | 1988 | High performance - Scottsdale, Silverado | US5049H |

| Engine | Years | Application Description | USMW |
|-----------------------|-----------|---|---------|
| 5.7L V8 350 CID | 1988 | Scottsdale, Silverado | US5049 |
| 6.2L V8 379 CID | 1987 | Custom Deluxe, Scottsdale, Silverado | US5008 |
| 6.2L V8 379 CID | 1988 | Scottsdale, Silverado | US5008 |
| R1500 SUBURBAN | | | |
| 5.7L V8 350 CID | 1989-1991 | High performance - Scottsdale, Silverado | US5049H |
| 5.7L V8 350 CID | 1989-1991 | Scottsdale, Silverado | US5049 |
| 6.2L V8 379 CID | 1989-1991 | Scottsdale, Silverado | US5062 |
| R20 | | | |
| 4.3L V6 262 CID | 1987 | Custom Deluxe, Scottsdale, Silverado | US1121 |
| 4.3L V6 262 CID | 1987 | High performance - Custom Deluxe, Scottsdale, Silverado | US1121H |
| 4.8L L6 292 CID | 1987 | Custom Deluxe, Scottsdale, Silverado | US5030 |
| 4.8L L6 292 CID | 1988 | Cheyenne, Custom Deluxe, Scottsdale, Silverado | US5030 |
| 5.0L V8 305 CID | 1987 | Custom Deluxe, Scottsdale, Silverado | US1121 |
| 5.0L V8 305 CID | 1987 | High performance - Custom Deluxe, Scottsdale, Silverado | US1121H |
| 5.7L V8 350 CID | 1987 | Custom Deluxe, Scottsdale, Silverado | US1121 |
| 5.7L V8 350 CID | 1987 | High performance - Custom Deluxe, Scottsdale, Silverado | US1121H |
| 5.7L V8 350 CID | 1988 | Cheyenne, Custom Deluxe, Scottsdale, Silverado | US1121 |
| 5.7L V8 350 CID | 1988 | High performance - Cheyenne, Scottsdale, Silverado | US1121H |
| 6.2L V8 379 CID | 1987 | Custom Deluxe, Scottsdale, Silverado | US5008 |
| 6.2L V8 379 CID | 1988 | High performance - Custom Deluxe, Scottsdale, Silverado | US5008 |
| 7.4L V8 454 CID | 1987 | Custom Deluxe, Scottsdale, Silverado | US1002 |
| 7.4L V8 454 CID | 1987 | High performance - Custom Deluxe, Scottsdale, Silverado | US1002H |
| 7.4L V8 454 CID | 1988 | Cheyenne, Custom Deluxe, Scottsdale, Silverado | US1002 |
| 7.4L V8 454 CID | 1988 | High performance - Cheyenne, Scottsdale, Silverado | US1002H |
| R20 SUBURBAN | | | |
| 5.7L V8 350 CID | 1987 | Custom Deluxe, Scottsdale, Silverado | US5049 |
| 5.7L V8 350 CID | 1987 | High performance - Custom Deluxe, Scottsdale, Silverado | US5049H |
| 5.7L V8 350 CID | 1988 | High performance - Scottsdale, Silverado | US5049H |
| 5.7L V8 350 CID | 1988 | Scottsdale, Silverado | US5049 |
| 6.2L V8 379 CID | 1987 | Custom Deluxe, Scottsdale, Silverado | US5008 |
| 6.2L V8 379 CID | 1988 | Scottsdale, Silverado | US5008 |
| 7.4L V8 454 CID | 1987 | Custom Deluxe, Scottsdale, Silverado | US1002 |
| 7.4L V8 454 CID | 1987 | High performance - Custom Deluxe, Scottsdale, Silverado | US1002H |
| 7.4L V8 454 CID | 1988 | High performance - Scottsdale, Silverado | US1002H |
| 7.4L V8 454 CID | 1988 | Scottsdale, Silverado | US1002 |
| R2500 | | | |
| 5.7L V8 350 CID | 1989 | Silverado | US1121 |
| 6.2L V8 379 CID | 1989 | Cheyenne, Scottsdale, Silverado | US5008 |
| 7.4L V8 454 CID | 1989 | Cheyenne, Scottsdale, Silverado | US1002 |
| 7.4L V8 454 CID | 1989 | High performance - Cheyenne, Scottsdale, Silverado | US1002H |
| R2500 SUBURBAN | | | |
| 5.7L V8 350 CID | 1989-1991 | High performance - Scottsdale, Silverado | US5049H |
| 5.7L V8 350 CID | 1989-1991 | Scottsdale, Silverado | US5049 |
| 6.2L V8 379 CID | 1989-1991 | Scottsdale, Silverado | US5062 |
| 7.4L V8 454 CID | 1989-1991 | High performance - Scottsdale, Silverado | US5038H |
| 7.4L V8 454 CID | 1989-1991 | Scottsdale, Silverado | US5038 |
| R30 | | | |
| 4.8L L6 292 CID | 1987 | Custom Deluxe, Scottsdale, Silverado | US5030 |
| 4.8L L6 292 CID | 1988 | Cheyenne, Custom Deluxe, Scottsdale, Silverado | US5030 |
| 5.7L V8 350 CID | 1987 | Custom Deluxe, Scottsdale, Silverado | US1121 |
| 5.7L V8 350 CID | 1987 | High performance - Custom Deluxe, Scottsdale, Silverado | US1121H |
| 5.7L V8 350 CID | 1988 | Cheyenne, Scottsdale, Silverado | US1121 |
| 5.7L V8 350 CID | 1988 | High performance - Cheyenne, Scottsdale, Silverado | US1121H |

| Engine | Years | Application Description | USMW |
|--------------------------|-----------|---|---------|
| CHEVROLET (CONT.) | | | |
| R30 (CONT.) | | | |
| 6.2L V8 379 CID | 1987 | Custom Deluxe, Scottsdale, Silverado | US5008 |
| 6.2L V8 379 CID | 1988 | Cheyenne, Custom Deluxe, Scottsdale, Silverado | US5008 |
| 7.4L V8 454 CID | 1987 | Custom Deluxe, Scottsdale, Silverado | US1002 |
| 7.4L V8 454 CID | 1987 | High performance - Custom Deluxe, Scottsdale, Silverado | US1002H |
| 7.4L V8 454 CID | 1988 | Cheyenne, Scottsdale, Silverado | US1002 |
| 7.4L V8 454 CID | 1988 | High performance - Cheyenne, Scottsdale, Silverado | US1002H |
| R3500 | | | |
| 5.7L V8 350 CID | 1989-1990 | Cheyenne, Silverado, Scottsdale | US1121 |
| 5.7L V8 350 CID | 1989-1990 | High performance - Cheyenne, Silverado, Scottsdale | US1121H |
| 5.7L V8 350 CID | 1991 | Cheyenne, Silverado | US1121 |
| 5.7L V8 350 CID | 1991 | High performance - Cheyenne, Silverado | US1121H |
| 6.2L V8 379 CID | 1989-1990 | Cheyenne, Silverado, Scottsdale | US5008 |
| 6.2L V8 379 CID | 1991 | Cheyenne, Silverado | US5008 |
| 7.4L V8 454 CID | 1989 | Cheyenne, Scottsdale, Silverado | US1002 |
| 7.4L V8 454 CID | 1989 | High performance - Cheyenne, Scottsdale, Silverado | US1002H |
| 7.4L V8 454 CID | 1990 | Cheyenne, Silverado, Scottsdale | US1002 |
| 7.4L V8 454 CID | 1990 | High performance - Cheyenne, Silverado, Scottsdale | US1002H |
| 7.4L V8 454 CID | 1991 | Cheyenne, Silverado | US1002 |
| 7.4L V8 454 CID | 1991 | High performance - Cheyenne, Silverado | US1002H |
| S10 | | | |
| 1.9L L4 119 CID | 1982 | Base, Durango, Sport | US5013 |
| 1.9L L4 119 CID | 1983-1985 | Base, Durango, Sport, Tahoe | US5013 |
| 2.0L L4 122 CID | 1983-1984 | Base, Durango, Sport, Tahoe | US5015 |
| 2.2L L4 134 CID | 1983-1985 | Base, Durango, Sport, Tahoe | US5021 |
| 2.2L L4 2190cc 134 CID | 1994-1999 | Base, LS | US5032 |
| 2.2L L4 2190cc 134 CID | 1995-1998 | Base; LS | US5032 |
| 2.2L L4 2190cc 134 CID | 2000-2003 | Base; LS; Xtreme | US5032 |
| 2.5L L4 2474cc 151 CID | 1985-1986 | Base, Durango, Sport, Tahoe | US5022 |
| 2.5L L4 2474cc 151 CID | 1987-1989 | Base, Durango, Tahoe, Sport | US5040 |
| 2.5L L4 2474cc 151 CID | 1990 | Base, Durango, Tahoe | US5040 |
| 2.5L L4 2474cc 151 CID | 1991 | Base; Tahoe | US5040 |
| 2.5L L4 2474cc 151 CID | 1992 | Base, EL, Tahoe | US5040 |
| 2.5L L4 2474cc 151 CID | 1993 | Base, EL | US5040 |
| 2.8L V6 173 CID | 1982 | Base, Durango, Sport | US5006 |
| 2.8L V6 173 CID | 1983-1986 | Base, Durango, Sport, Tahoe | US5006 |
| 2.8L V6 173 CID | 1987-1989 | Base, Durango, Sport, Tahoe | US5035 |
| 2.8L V6 173 CID | 1990 | Base, Durango, Tahoe | US5035 |
| 2.8L V6 173 CID | 1991 | Baja, Base, Tahoe | US5035 |
| 2.8L V6 173 CID | 1992 | Base, EL, Tahoe | US5035 |
| 2.8L V6 173 CID | 1993 | Base, EL | US5035 |
| 4.3L V6 262 CID | 1988-1989 | Base, Durango, Sport, Tahoe | US5049 |
| 4.3L V6 262 CID | 1988-1989 | High performance - Base, Durango, Sport, Tahoe | US5049H |
| 4.3L V6 262 CID | 1990 | Base, Durango, Tahoe | US5049 |
| 4.3L V6 262 CID | 1990 | High performance - Base, Durango, Tahoe | US5049H |
| 4.3L V6 262 CID | 1991 | Baja, Base, Tahoe | US5049 |
| 4.3L V6 262 CID | 1991 | High performance - Baja, Base, Tahoe | US5049H |
| 4.3L V6 262 CID | 1992 | Base, EL, Tahoe | US5049 |
| 4.3L V6 262 CID | 1992 | High performance - Base, EL, Tahoe | US5049H |
| 4.3L V6 262 CID | 1993 | Base, EL | US5049 |
| 4.3L V6 262 CID | 1993 | High performance - Base, EL | US5049H |
| 4.3L V6 262 CID | 1994-1995 | Base, LS, SS, ZR2 | US5049 |
| 4.3L V6 262 CID | 1994-1995 | High performance - Base, LS, SS, ZR2 | US5049H |
| 4.3L V6 262 CID | 1996 | Base, LS, SS, ZR2 | US5077 |
| 4.3L V6 262 CID | 1996 | High performance - Base, LS, SS, ZR2 | US5077H |
| 4.3L V6 262 CID | 1997-1998 | Base, LS, SS, ZR3 | US5077 |
| 4.3L V6 262 CID | 1997-1998 | High performance - Base, LS, SS, ZR3 | US5077H |
| 4.3L V6 262 CID | 1999-2000 | High performance - Base, Xtreme, ZR2, LS | US5077H |
| 4.3L V6 262 CID | 1999-2001 | Base, Xtreme, ZR2, LS | US5077 |
| 4.3L V6 262 CID | 2001 | High performance - Base, LS, Xtreme, ZR2 | US5077H |

| Engine | Years | Application Description | USMW |
|-------------------------|-----------|---|----------|
| 4.3L V6 262 CID | 2002-2003 | Base, Xtreme, ZR2, LS, ZR5 | US5077 |
| 4.3L V6 262 CID | 2002-2003 | High performance - Base, Xtreme, ZR2, LS, ZR5 | US5077H |
| 4.3L V6 262 CID | 2004 | High performance - LS, ZR5 | US5077H |
| 4.3L V6 262 CID | 2004 | LS, ZR5 | US5077 |
| S10 (MEX) | | | |
| 2.2L L4 2200cc 134 CID | 2001-2002 | | US5032 |
| S10 BLAZER | | | |
| 1.9L L4 119 CID | 1983-1984 | Base, Sport, Tahoe | US5013 |
| 2.0L L4 122 CID | 1983-1984 | Base, Sport, Tahoe | US5015 |
| 2.2L L4 134 CID | 1984 | Base, Sport, Tahoe | US5021 |
| 2.5L L4 2474cc 151 CID | 1985-1986 | Base, Sport, Tahoe | US5022 |
| 2.5L L4 2474cc 151 CID | 1987-1988 | Base, High Country, Sport, Tahoe | US5040 |
| 2.8L V6 173 CID | 1983-1986 | Base, Sport, Tahoe | US5006 |
| 2.8L V6 173 CID | 1987-1988 | Base, High Country, Sport, Tahoe | US5035 |
| 2.8L V6 173 CID | 1989 | Base, High Country, Sport | US5035 |
| 4.3L V6 262 CID | 1988 | Base, High Country, Sport, Tahoe | US5049 |
| 4.3L V6 262 CID | 1988 | High performance - Base, High Country, Sport, Tahoe | US5049H |
| 4.3L V6 262 CID | 1989 | Base, High Country, Sport | US5049 |
| 4.3L V6 262 CID | 1989 | High performance - Base, High Country, Sport | US5049H |
| 4.3L V6 262 CID | 1990 | Base, Sport, Tahoe | US5049 |
| 4.3L V6 262 CID | 1990 | High performance - Base, Sport, Tahoe | US5049H |
| 4.3L V6 262 CID | 1991-1993 | Base, Tahoe, Tahoe LT | US5049 |
| 4.3L V6 262 CID | 1991-1993 | High performance - Base, Tahoe LT, Tahoe | US5049H |
| 4.3L V6 262 CID | 1992 | Base, Sport, Tahoe, Tahoe LT | US5049 |
| 4.3L V6 262 CID | 1992 | High performance - Base, Sport, Tahoe LT, Tahoe | US5049H |
| 4.3L V6 262 CID | 1994 | Base, LT, Tahoe, Tahoe LT | US5049 |
| 4.3L V6 262 CID | 1994 | High performance - Base, LT, Tahoe LT, Tahoe | US5049H |
| S10 BLAZER (MEX) | | | |
| 3.1L V6 3100cc 191 CID | 1990-1994 | | US5033 |
| SILVERADO (MEX) | | | |
| 5.7L V8 5700cc 350 CID | 1995 | | US5049 |
| 5.7L V8 5700cc 350 CID | 1996-1997 | | US5077 |
| SILVERADO 1500 | | | |
| 4.3L V6 262 CID | 1999-2005 | Base, LS, LT | US5077 |
| 4.3L V6 262 CID | 1999-2005 | High performance - Base, LS, LT | US5077H |
| 4.3L V6 262 CID | 2002-2003 | Base, LS, LT, WT | US5077 |
| 4.3L V6 262 CID | 2002-2003 | High performance - Base, LS, LT, WT | US5077H |
| 4.3L V6 262 CID | 2004 | Base; LS, LT, WT, Z71 | US5077 |
| 4.3L V6 262 CID | 2004 | High performance - Base; LS, LT, WT, Z71 | US5077H |
| 4.3L V6 262 CID | 2006 | High performance - LS, WT | US5077H |
| 4.3L V6 262 CID | 2006 | LS, WT | US5077 |
| 4.3L V6 262 CID | 2007-2011 | High performance - WT | US5077H |
| 4.3L V6 262 CID | 2007-2012 | WT | US5077 |
| 4.3L V6 4293cc 262 CID | 2013 | WT | US5077 |
| 4.8L V8 294 CID | 1999-2005 | Base, LS, LT | US64 |
| 4.8L V8 294 CID | 1999-2005 | Base; LS; LT; Includes thermostat and thermostat housing | US64-T |
| 4.8L V8 294 CID | 2002-2003 | Base, LS, LT, WT | US64 |
| 4.8L V8 294 CID | 2002-2003 | Base; LS; LT; WT; Includes thermostat and thermostat housing | US64-T |
| 4.8L V8 294 CID | 2004 | Base, LS, LT, WT, Z71 | US64 |
| 4.8L V8 294 CID | 2004 | Base; LS; LT; WT; Z71; Includes thermostat and thermostat housing | US64-T |
| 4.8L V8 294 CID | 2006 | LS, LT, WT | US64 |
| 4.8L V8 294 CID | 2006 | LS; LT; WT; Includes thermostat and thermostat housing | US64-T |
| 4.8L V8 294 CID | 2007 | LT, WT | US6009 |
| 4.8L V8 294 CID | 2007 | LT; WT; Includes thermostat and thermostat housing | US6009-T |
| 4.8L V8 294 CID | 2008-2013 | LS, LT, WT | US6009 |
| 4.8L V8 294 CID | 2008-2013 | LS; LT; WT; Includes thermostat and thermostat housing | US6009-T |
| 5.3L V8 5328cc 325 CID | 1999-2001 | Base, LS, LT | US64 |
| 5.3L V8 5328cc 325 CID | 1999-2001 | Base; LS; LT; Includes thermostat and thermostat housing | US64-T |
| 5.3L V8 5328cc 325 CID | 2002-2005 | Base, LS, LT, WT | US64 |

| Engine | Years | Application Description | USMW |
|----------------------------------|-----------|---|----------|
| CHEVROLET (CONT.) | | | |
| SILVERADO 1500 (CONT.) | | | |
| 5.3L V8 5328cc 325 CID | 2002-2005 | Base; LS; LT; WT; Includes thermostat and thermostat housing | US64-T |
| 5.3L V8 5328cc 325 CID | 2004 | Base, LS, LT, WT, Z71 | US64 |
| 5.3L V8 5328cc 325 CID | 2004 | Base; LS; LT; WT; Z71; Includes thermostat and thermostat housing | US64-T |
| 5.3L V8 5328cc 325 CID | 2006 | Base, LS, LT, WT, Hybrid | US64 |
| 5.3L V8 5328cc 325 CID | 2006 | Base; LS; LT; WT, Hybrid; Includes thermostat and thermostat housing | US64-T |
| 5.3L V8 5328cc 325 CID | 2007-2009 | LT; LTZ; WT | US6009 |
| 5.3L V8 5328cc 325 CID | 2007-2009 | LT; LTZ; WT; Includes thermostat and thermostat housing | US6009-T |
| 5.3L V8 5328cc 325 CID | 2010-2013 | LS, LT, WT, LTZ | US6009 |
| 5.3L V8 5328cc 325 CID | 2010-2013 | LS, LT, WT, LTZ; Includes thermostat and thermostat housing | US6009-T |
| 6.0L V8 5967cc 364 CID | 2003 | SS | US64 |
| 6.0L V8 5967cc 364 CID | 2003 | SS; Includes thermostat and thermostat housing | US64-T |
| 6.0L V8 5967cc 364 CID | 2004-2005 | LS, LT, SS | US64 |
| 6.0L V8 5967cc 364 CID | 2004-2005 | LS, LT; SS; Includes thermostat and thermostat housing | US64-T |
| 6.0L V8 5967cc 364 CID | 2006 | LT, SS | US64 |
| 6.0L V8 5967cc 364 CID | 2006 | LT; SS; Includes thermostat and thermostat housing | US64-T |
| 6.0L V8 5967cc 364 CID | 2007-2008 | LT, LTZ | US6009 |
| 6.0L V8 5967cc 364 CID | 2007-2008 | LT; LTZ; Includes thermostat and thermostat housing | US6009-T |
| 6.0L V8 5967cc 364 CID | 2009 | Hybrid, LT, LTZ | US6009 |
| 6.0L V8 5967cc 364 CID | 2009 | Hybrid; LT; LTZ; Includes thermostat and thermostat housing | US6009-T |
| 6.0L V8 5967cc 364 CID | 2010-2013 | Hybrid | US6009 |
| 6.0L V8 5967cc 364 CID | 2010-2013 | Hybrid; Includes thermostat and thermostat housing | US6009-T |
| 6.2L V8 6162cc 376 CID | 2009 | LTZ | US6009 |
| 6.2L V8 6162cc 376 CID | 2009 | LTZ; Includes thermostat and thermostat housing | US6009-T |
| 6.2L V8 6162cc 376 CID | 2010-2013 | LT, LTZ | US6009 |
| 6.2L V8 6162cc 376 CID | 2010-2013 | LT; LTZ; Includes thermostat and thermostat housing | US6009-T |
| SILVERADO 1500 (MEX) | | | |
| 4.3L V6 4300cc 262 CID | 2013-2014 | WT | US5077 |
| SILVERADO 1500 CLASSIC | | | |
| 4.3L V6 262 CID | 2007 | LS, WT | US5077 |
| 4.8L V8 294 CID | 2007 | LS, LT, WT | US6009 |
| 4.8L V8 294 CID | 2007 | LS; LT; WT; Includes thermostat and thermostat housing | US6009-T |
| 5.3L V8 5328cc 325 CID | 2007 | LS, LT, WT, Hybrid | US6009 |
| 5.3L V8 5328cc 325 CID | 2007 | LS; LT; WT, Hybrid; Includes thermostat and thermostat housing | US6009-T |
| 6.0L V8 5967cc 364 CID | 2007 | LT, SS | US6009 |
| 6.0L V8 5967cc 364 CID | 2007 | LT; SS; Includes thermostat and thermostat housing | US6009-T |
| SILVERADO 1500 HD | | | |
| 6.0L V8 5967cc 364 CID | 2001-2003 | LS, LT | US64 |
| 6.0L V8 5967cc 364 CID | 2001-2003 | LS; LT; Includes thermostat and thermostat housing | US64-T |
| 6.0L V8 5967cc 364 CID | 2005 | Base, LS, LT | US64 |
| 6.0L V8 5967cc 364 CID | 2005 | Base; LS; LT; Includes thermostat and thermostat housing | US64-T |
| 6.0L V8 5967cc 364 CID | 2006 | LT | US64 |
| 6.0L V8 5967cc 364 CID | 2006 | LT; Includes thermostat and thermostat housing | US64-T |
| SILVERADO 1500 HD CLASSIC | | | |
| 6.0L V8 5967cc 364 CID | 2007 | LT | US6009 |
| 6.0L V8 5967cc 364 CID | 2007 | LT; Includes thermostat and thermostat housing | US6009-T |
| SILVERADO 2500 | | | |
| 5.3L V8 5328cc 325 CID | 1999-2000 | Base, LS, LT | US64 |

| Engine | Years | Application Description | USMW |
|----------------------------------|-----------|--|----------|
| 5.3L V8 5328cc 325 CID | 1999-2000 | Base; LS; LT; Includes thermostat and thermostat housing | US64-T |
| 6.0L V8 5967cc 364 CID | 1999-2003 | Base, LS, LT | US64 |
| 6.0L V8 5967cc 364 CID | 1999-2003 | Base; LS; LT; Includes thermostat and thermostat housing | US64-T |
| 6.0L V8 5967cc 364 CID | 2004 | Base, LS, LT, WT | US64 |
| 6.0L V8 5967cc 364 CID | 2004 | Base; LS; LT; WT; Includes thermostat and thermostat housing | US64-T |
| SILVERADO 2500 (MEX) | | | |
| 4.8L V8 4800cc 293 CID | 2006-2009 | | US64 |
| 4.8L V8 4800cc 293 CID | 2010-2013 | LS | US6009 |
| 5.3L V8 5300cc 323 CID | 2003 | | US5087 |
| 5.3L V8 5300cc 323 CID | 2004-2009 | | US64 |
| 5.3L V8 5300cc 323 CID | 2010-2011 | LS | US6009 |
| 5.3L V8 5328cc 323 CID | 2014 | | US6009 |
| 5.3L V8 5328cc 325 CID | 2013-2016 | LS | US6009 |
| 5.7L V8 5737cc 350 CID | 2001 | | US5087 |
| 5.7L V8 5737cc 350 CID | 2002 | | US64 |
| SILVERADO 2500 HD | | | |
| 6.0L V8 5967cc 364 CID | 2001-2005 | Base, LS, LT | US64 |
| 6.0L V8 5967cc 364 CID | 2001 | Base; LS; LT; Includes thermostat and thermostat housing | US64-T |
| 6.0L V8 5967cc 364 CID | 2002 | Base; CNG, Base; GAS, CNG; LS, GAS; LS, BI-FUEL; Base, BI-FUEL; LS, BI-FUEL; LT, CNG; LT, GAS; LT | US64 |
| 6.0L V8 5967cc 364 CID | 2002 | Base; CNG; Base; GAS; CNG; LS; GAS; LS; BI-FUEL; Base, BI-FUEL; LS; BI-FUEL; LT; CNG; LT; GAS; LT; Includes thermostat and thermostat housing | US64-T |
| 6.0L V8 5967cc 364 CID | 2003 | Base; CNG, Base; GAS, CNG; LS, GAS; LS, LT | US64 |
| 6.0L V8 5967cc 364 CID | 2003 | Base; CNG; Base; GAS; CNG; LS; GAS; LS; LT; Includes thermostat and thermostat housing | US64-T |
| 6.0L V8 5967cc 364 CID | 2004-2005 | Base, LS, LT; Includes thermostat and thermostat housing | US64-T |
| 6.0L V8 5967cc 364 CID | 2006 | LS, WT, LT | US64 |
| 6.0L V8 5967cc 364 CID | 2006 | LS; WT; LT; Includes thermostat and thermostat housing | US64-T |
| 6.0L V8 5967cc 364 CID | 2007-2012 | LT, LTZ, WT | US6009 |
| 6.0L V8 5967cc 364 CID | 2007-2012 | LT; LTZ; WT; Includes thermostat and thermostat housing | US6009-T |
| 6.0L V8 5967cc 364 CID | 2013-2014 | LT, LTZ, WT | US6009-T |
| 6.0L V8 5967cc 364 CID | 2013-2014 | LT; LTZ; WT; Includes thermostat and thermostat housing | US6009 |
| 6.6L V8 6599cc 403 CID | 2001-2005 | Base, LS, LT | US63 |
| 6.6L V8 6599cc 403 CID | 2004 | Base, LS, LT, WT | US63 |
| 6.6L V8 6599cc 403 CID | 2006 | LS, WT, LT | US72 |
| 6.6L V8 6599cc 403 CID | 2007-2014 | LT, LTZ, WT | US72 |
| 8.1L V8 496 CID | 2001-2003 | Base, LS, LT | US5089 |
| 8.1L V8 496 CID | 2001-2003 | High performance - Base, LS, LT | US5089H |
| 8.1L V8 496 CID | 2004-2005 | Base, LS, LT, WT | US5089 |
| 8.1L V8 496 CID | 2004-2005 | High performance - Base, LS, LT, WT | US5089H |
| 8.1L V8 496 CID | 2006 | High performance - LS, LT, WT | US5089H |
| 8.1L V8 496 CID | 2006 | LS, LT, WT | US5089 |
| SILVERADO 2500 HD CLASSIC | | | |
| 6.0L V8 5967cc 364 CID | 2007 | LS, LT, WT | US6009 |
| 6.0L V8 5967cc 364 CID | 2007 | LS; LT; WT; Includes thermostat and thermostat housing | US6009-T |
| 6.6L V8 6599cc 403 CID | 2007 | LS, LT, WT | US72 |
| 8.1L V8 496 CID | 2007 | High performance - LS, LT, WT | US5089H |
| 8.1L V8 496 CID | 2007 | LS, LT, WT | US5089 |
| SILVERADO 3500 | | | |
| 6.0L V8 5967cc 364 CID | 2001-2003 | Base, LS, LT | US64 |
| 6.0L V8 5967cc 364 CID | 2001-2003 | Base; LS; LT; Includes thermostat and thermostat housing | US64-T |
| 6.0L V8 5967cc 364 CID | 2004 | Base; CNG, CNG; LS, CNG; LT, Base; GAS, LS, GAS; LT, CNG; WT, GAS; WT | US64 |
| 6.0L V8 5967cc 364 CID | 2004 | Base; CNG; CNG; LS; CNG; LT; Base; GAS; LS; GAS; LT; CNG; WT; GAS; WT; Includes thermostat and thermostat housing | US64-T |

| Engine | Years | Application Description | USMW |
|-------------------------------|-----------|--|----------|
| CHEVROLET (CONT.) | | | |
| SILVERADO 3500 (CONT.) | | | |
| 6.0L V8 5967cc 364 CID | 2005 | Base; CNG; CNG; LS; CNG; LT; Base; GAS; LS; GAS; LT | US64 |
| 6.0L V8 5967cc 364 CID | 2005 | Base; CNG; CNG; LS; CNG; LT; Base; GAS; LS; GAS; LT; Includes thermostat and thermostat housing | US64-T |
| 6.0L V8 5967cc 364 CID | 2006 | LS; LT; WT | US64 |
| 6.0L V8 5967cc 364 CID | 2006 | LS; LT; WT; Includes thermostat and thermostat housing | US64-T |
| 6.6L V8 6599cc 403 CID | 2001-2005 | Base, LS, LT | US63 |
| 6.6L V8 6599cc 403 CID | 2004 | Base, LS, LT, WT | US63 |
| 6.6L V8 6599cc 403 CID | 2006 | LS, LT, WT | US72 |
| 8.1L V8 496 CID | 2001-2005 | Base, LS, LT | US5089 |
| 8.1L V8 496 CID | 2001-2005 | High performance - Base, LS, LT | US5089H |
| 8.1L V8 496 CID | 2004 | Base, LS, LT, WT | US5089 |
| 8.1L V8 496 CID | 2004 | High performance - Base, LS, LT, WT | US5089H |
| 8.1L V8 496 CID | 2006 | High performance - LS, LT, WT | US5089H |
| 8.1L V8 496 CID | 2006 | LS, LT, WT | US5089 |
| SILVERADO 3500 (MEX) | | | |
| 5.7L V8 5737cc 350 CID | 2001-2003 | | US5087 |
| 5.7L V8 5737cc 350 CID | 2007 | | US64 |
| 6.0L V8 5967cc 364 CID | 2008-2012 | | US6009 |
| 6.0L V8 5967cc 364 CID | 2013-2016 | WT | US6009 |
| SILVERADO 3500 CLASSIC | | | |
| 6.0L V8 5967cc 364 CID | 2007 | LS, LT, WT | US6009 |
| 6.0L V8 5967cc 364 CID | 2007 | LS; LT; WT; Includes thermostat and thermostat housing | US6009-T |
| 6.6L V8 6599cc 403 CID | 2007 | LS, LT, WT | US72 |
| 8.1L V8 496 CID | 2007 | High performance - LS, LT, WT | US5089H |
| 8.1L V8 496 CID | 2007 | LS, LT, WT | US5089 |
| SILVERADO 3500 HD | | | |
| 6.0L V8 5967cc 364 CID | 2007-2010 | LT, LTZ, WT | US6009 |
| 6.0L V8 5967cc 364 CID | 2007-2010 | LT; LTZ; WT; Includes thermostat and thermostat housing | US6009-T |
| 6.0L V8 5967cc 364 CID | 2011-2014 | FLEX; LT; FLEX; LTZ; FLEX; WT; GAS; LT; GAS; LTZ; GAS; WT | US6009 |
| 6.0L V8 5967cc 364 CID | 2011-2014 | FLEX; LT; FLEX; LTZ; FLEX; WT; GAS; LT; GAS; LTZ; GAS; WT; Includes thermostat and thermostat housing | US6009-T |
| 6.6L V8 6599cc 403 CID | 2007-2014 | LT, LTZ, WT | US72 |
| SONIC | | | |
| 1.4L L4 1364cc 83 CID | 2012 | LT, LTZ | US6662 |
| 1.4L L4 1364cc 83 CID | 2013 | LT, LTZ, RS | US6662 |
| 1.4L L4 1364cc 83 CID | 2014 | RS, LT, LTZ | US6662 |
| 1.8L L4 1796cc 110 CID | 2012-2014 | LS, LT, LTZ | US6184 |
| SONIC (MEX) | | | |
| 1.6L L4 1598cc 97 CID | 2012-2013 | LS, LT, LTZ | US6184 |
| 1.6L L4 1600cc 98 CID | 2014 | LS, LT, LTZ, ZMX | US6184 |
| 1.6L L4 1600cc 98 CID | 2015-2016 | LS, LT, LTZ | US6184 |
| SONORA (MEX) | | | |
| 4.3L V6 4300cc 262 CID | 2003 | | US5077 |
| 5.3L V8 5300cc 323 CID | 2003-2004 | | US5087 |
| 5.3L V8 5300cc 323 CID | 2005-2006 | | US64 |
| 5.7L V8 5737cc 350 CID | 2000-2002 | | US5049 |
| 6.0L V8 6000cc 364 CID | 2003 | | US5087 |
| SPARK | | | |
| 1.2L L4 1206cc 74 CID | 2012 | Base | US8984 |
| 1.2L L4 1206cc 74 CID | 2012 | Base; Incl.Housing | US8984-2 |
| 1.2L L4 1206cc 74 CID | 2013 | LTZ | US8984 |
| 1.2L L4 1206cc 74 CID | 2013 | LTZ; Incl.Housing | US8984-2 |
| 1.2L L4 1206cc 74 CID | 2014 | Byte, DOT, ZMX, LTZ | US8984 |
| 1.2L L4 1206cc 74 CID | 2014 | Byte; DOT; ZMX; LTZ; Incl.Housing | US8984-2 |
| 1.2L L4 1249cc 76 CID | 2013-2015 | LS, LT | US8999 |
| SPARK (MEX) | | | |
| 1.2L L4 1200cc 73 CID | 2011-2012 | | US8984 |
| 1.2L L4 1200cc 73 CID | 2013 | LTZ | US8984 |
| 1.2L L4 1200cc 73 CID | 2014 | Byte, Dot, LTZ, ZMX | US8984 |

| Engine | Years | Application Description | USMW |
|----------------------------|-----------|---|----------|
| 1.2L L4 1200cc 73 CID | 2015 | Byte, Dot, LTZ | US8984 |
| SPECTRUM | | | |
| 1.5L L4 1471cc 92 CID | 1985-1986 | Base | US5031 |
| 1.5L L4 1471cc 92 CID | 1987-1988 | Base, CL, CL Plus, Express, Turbo | US5031 |
| SPRINT | | | |
| 1.0L L3 993cc 61 CID | 1985 | Base | US5029 |
| 1.0L L3 993cc 61 CID | 1986 | Base, ER, Plus | US5029 |
| 1.0L L3 993cc 61 CID | 1987-1988 | Base, Metro, ER, Turbo | US5029 |
| SS | | | |
| 6.2L V8 6162cc 376 CID | 2014 | Base | US79 |
| SSR | | | |
| 5.3L V8 5328cc 325 CID | 2003-2004 | Base | US64 |
| 5.3L V8 5328cc 325 CID | 2003-2004 | Base; Includes thermostat and thermostat housing | US64-T |
| 6.0L V8 5967cc 364 CID | 2005-2006 | Base | US64 |
| 6.0L V8 5967cc 364 CID | 2005-2006 | Base; Includes thermostat and thermostat housing | US64-T |
| SUBURBAN | | | |
| 4.3L L6 4278cc 261 CID | 1961-1962 | High performance - Main | US898H |
| 4.3L L6 4278cc 261 CID | 1961-1962 | Main | US898 |
| 4.6L V8 4638cc 283 CID | 1960-1966 | High performance - Main | US898H |
| 4.6L V8 4638cc 283 CID | 1960-1966 | Main | US898 |
| 4.8L L6 4801cc 292 CID | 1965-1966 | Main | US896 |
| 5.3L V8 5358cc 327 CID | 1966 | High performance - Main | US898H |
| 5.3L V8 5358cc 327 CID | 1966 | Main | US898 |
| 5.7L V8 5704cc 348 CID | 1960-1961 | High performance - Main | US898H |
| 5.7L V8 5704cc 348 CID | 1960-1961 | Main | US898 |
| SUBURBAN (MEX) | | | |
| 5.3L V8 5328cc 325 CID | 2010-2012 | | US6009 |
| SUBURBAN 1500 | | | |
| 5.3L V8 5328cc 325 CID | 2000-2006 | Base, LS, LT | US64 |
| 5.3L V8 5328cc 325 CID | 2000-2006 | Base; LS; LT; Includes thermostat and thermostat housing | US64-T |
| 5.3L V8 5328cc 325 CID | 2002-2005 | LS, LT | US64 |
| 5.3L V8 5328cc 325 CID | 2002-2005 | LS; LT; Includes thermostat and thermostat housing | US64-T |
| 5.3L V8 5328cc 325 CID | 2007-2014 | LS, LT, LTZ | US6009 |
| 5.3L V8 5328cc 325 CID | 2007-2014 | LS, LT, LTZ; Includes thermostat and thermostat housing | US6009-T |
| 5.7L V8 350 CID | 2001-2002 | High performance - Main (Mex) | US5077H |
| 6.0L V8 5967cc 364 CID | 2006 | LTZ | US64 |
| 6.0L V8 5967cc 364 CID | 2006 | LTZ; Includes thermostat and thermostat housing | US64-T |
| 6.0L V8 5967cc 364 CID | 2007-2009 | LT, LTZ | US6009 |
| 6.0L V8 5967cc 364 CID | 2007-2009 | LT; LTZ; Includes thermostat and thermostat housing | US6009-T |
| SUBURBAN 1500 (MEX) | | | |
| 5.3L V8 5300cc 323 CID | 2006 | | US64 |
| 5.7L V8 5733cc 350 CID | 2002 | | US5087 |
| 5.7L V8 5737cc 350 CID | 2001 | | US5087 |
| SUBURBAN 2500 | | | |
| 6.0L V8 5967cc 364 CID | 2000-2001 | Base, LS, LT | US64 |
| 6.0L V8 5967cc 364 CID | 2000-2001 | Base; LS; LT; Includes thermostat and thermostat housing | US64-T |
| 6.0L V8 5967cc 364 CID | 2002-2006 | LS, LT | US64 |
| 6.0L V8 5967cc 364 CID | 2002-2006 | LS; LT; Includes thermostat and thermostat housing | US64-T |
| 6.0L V8 5967cc 364 CID | 2007 | LS, LT, LTZ | US6009 |
| 6.0L V8 5967cc 364 CID | 2007 | LS; LT; LTZ; Includes thermostat and thermostat housing | US6009-T |
| 6.0L V8 5967cc 364 CID | 2008-2013 | LS, LT | US6009 |
| 6.0L V8 5967cc 364 CID | 2008-2013 | LS; LT; Includes thermostat and thermostat housing | US6009-T |
| 8.1L V8 496 CID | 2001 | Base, LS, LT | US5089 |
| 8.1L V8 496 CID | 2001 | High performance - Base, LS, LT | US5089H |
| 8.1L V8 496 CID | 2002-2006 | High performance - LS, LT | US5089H |
| 8.1L V8 496 CID | 2002-2006 | LS, LT | US5089 |

| Engine | Years | Application Description | USMW |
|--------------------------|-----------|--|----------|
| CHEVROLET (CONT.) | | | |
| SWING (MEX) | | | |
| 1.4L L4 1400cc 85 CID | 1994-1995 | | US5057 |
| 1.6L L4 1600cc 98 CID | 1996-2003 | | US5057 |
| T6500 | | | |
| 7.8L L6 475 CID | 2000-2002 | 8 vane impeller | US73 |
| T7500 | | | |
| 6.0L V8 366 CID | 1997-1998 | | US5078 |
| 7.8L L6 475 CID | 2000-2002 | 8 vane impeller | US73 |
| TAHOE | | | |
| 4.8L V8 294 CID | 2000-2001 | Base, LS, LT | US64 |
| 4.8L V8 294 CID | 2000-2001 | Base, LS, LT; Includes thermostat and thermostat housing | US64-T |
| 4.8L V8 294 CID | 2002 | LS, LT | US64 |
| 4.8L V8 294 CID | 2002 | LS, LT; Includes thermostat and thermostat housing | US64-T |
| 4.8L V8 294 CID | 2003-2004 | LS, LT, Z71 | US64 |
| 4.8L V8 294 CID | 2003-2004 | LS, LT, Z71; Includes thermostat and thermostat housing | US64-T |
| 4.8L V8 294 CID | 2005 | LS | US64 |
| 4.8L V8 294 CID | 2005 | LS; Includes thermostat and thermostat housing | US64-T |
| 4.8L V8 294 CID | 2006 | Base, LS | US64 |
| 4.8L V8 294 CID | 2006 | Base, LS; Includes thermostat and thermostat housing | US64-T |
| 4.8L V8 294 CID | 2007-2009 | LS | US6009 |
| 4.8L V8 294 CID | 2007-2009 | LS; Includes thermostat and thermostat housing | US6009-T |
| 5.3L V8 5328cc 325 CID | 2000-2006 | Base, LS, LT | US64 |
| 5.3L V8 5328cc 325 CID | 2000-2006 | Base, LS, LT; Includes thermostat and thermostat housing | US64-T |
| 5.3L V8 5328cc 325 CID | 2002-2005 | LS, LT | US64 |
| 5.3L V8 5328cc 325 CID | 2002-2005 | LS, LT; Includes thermostat and thermostat housing | US64-T |
| 5.3L V8 5328cc 325 CID | 2007-2009 | LT, LTZ, LS | US6009 |
| 5.3L V8 5328cc 325 CID | 2007-2009 | LT, LTZ, LS; Includes thermostat and thermostat housing | US6009-T |
| 5.3L V8 5328cc 325 CID | 2010-2011 | LS, LT | US6009 |
| 5.3L V8 5328cc 325 CID | 2010-2011 | LS, LT; Includes thermostat and thermostat housing | US6009-T |
| 5.3L V8 5328cc 325 CID | 2012 | LS, PPV, SSV, LT, LTZ | US6009 |
| 5.3L V8 5328cc 325 CID | 2012 | LS, PPV, SSV, LT, LTZ; Includes thermostat and thermostat housing | US6009-T |
| 5.3L V8 5328cc 325 CID | 2013-2014 | LT, PPV, SSV, LTZ | US6009 |
| 5.3L V8 5328cc 325 CID | 2013-2014 | LT, PPV, SSV, LTZ; Includes thermostat and thermostat housing | US6009-T |
| 5.7L V8 350 CID | 1995 | High performance - Base, LS, LT | US5049H |
| 5.7L V8 350 CID | 1995 | LT, PPV, SSV, LTZ | US5049 |
| 5.7L V8 350 CID | 1996-1999 | Base, LS, LT | US5077 |
| 5.7L V8 350 CID | 1996-1999 | High performance - Base, LS, LT | US5077H |
| 5.7L V8 350 CID | 2000 | High performance - Limited, Z71 | US5077H |
| 5.7L V8 350 CID | 2000 | Limited, Z71 | US5077 |
| 6.0L V8 5967cc 364 CID | 2008-2013 | Hybrid | US6009 |
| 6.0L V8 5967cc 364 CID | 2008-2013 | Hybrid; Includes thermostat and thermostat housing | US6009-T |
| 6.2L V8 6162cc 376 CID | 2008-2009 | LTZ | US6009 |
| 6.2L V8 6162cc 376 CID | 2008-2009 | LTZ; Includes thermostat and thermostat housing | US6009-T |
| 6.5L V8 395 CID | 1995 | Base, LS, LT | US5062 |
| 6.5L V8 395 CID | 1996 | Base, Early, LS, Early, LT, Early | US5062 |
| 6.5L V8 395 CID | 1996 | Base, Late, LS, Late, LT, Late | US5074 |
| 6.5L V8 395 CID | 1997-1998 | Base, LS, LT | US5074 |
| 6.5L V8 395 CID | 1999 | Base | US5074 |
| TAHOE (MEX) | | | |
| 5.3L V8 5328cc 325 CID | 2011-2012 | | US6009 |
| TIGRA (MEX) | | | |
| 1.6L L4 1600cc 98 CID | 1999 | | US5057 |

| Engine | Years | Application Description | USMW |
|------------------------|-----------|---|----------|
| TORNADO | | | |
| 1.8L L4 1796cc 110 CID | 2006-2008 | FI (Mex), Main | US8938 |
| 1.8L L4 1796cc 110 CID | 2009 | Main | US8938 |
| 1.8L L4 1796cc 110 CID | 2010-2012 | Main (Mex) | US8938 |
| 1.8L L4 1800cc 110 CID | 2004-2005 | FI (Mex), Main (Mex) | US8938 |
| TORNADO (MEX) | | | |
| 1.8L L4 1780cc 108 CID | 2004 | With 19 teeth pulley | US8938 |
| 1.8L L4 1796cc 110 CID | 2010-2012 | | US8938 |
| 1.8L L4 1796cc 110 CID | 2013-2015 | LS, LT | US8938 |
| 1.8L L4 1800cc 110 CID | 2005-2009 | With 19 teeth pulley | US8938 |
| TRACKER | | | |
| 1.6L L4 1588cc 98 CID | 1998 | Base, LSi | US5048 |
| 1.6L L4 1588cc 98 CID | 1999-2000 | Base, LSi | US9374 |
| 2.0L L4 122 CID | 1999-2000 | Base, LSi | US9342 |
| 2.0L L4 122 CID | 2001-2003 | Base, LT, ZR2 | US9342 |
| 2.5L V6 2500cc | 2001-2003 | LT, ZR2 | US9385 |
| 2.5L V6 2500cc | 2004 | Base, LT, ZR2 | US9385 |
| TRACKER (MEX) | | | |
| 2.0L L4 1983cc 121 CID | 2005-2008 | | US9342 |
| 2.2L L4 2190cc 134 CID | 2005 | | US5048 |
| 2.2L L4 2196cc 134 CID | 1999-2001 | | US5048 |
| TRAILBLAZER | | | |
| 4.2L L6 256 CID | 2002 | FI, LS, FI, LT, FI, LTZ, North Face | US5097 |
| 4.2L L6 256 CID | 2003 | LS, LT, LTZ, North Face | US5097 |
| 4.2L L6 256 CID | 2004 | LS, LT, North Face | US5097 |
| 4.2L L6 256 CID | 2005-2007 | LS, LT | US5097 |
| 4.2L L6 256 CID | 2008 | Base, LT | US5097 |
| 4.2L L6 256 CID | 2009 | LT | US5097 |
| 5.3L V8 5328cc 325 CID | 2006 | LS, LT | US64 |
| 5.3L V8 5328cc 325 CID | 2006 | LS, LT; Includes thermostat and thermostat housing | US64-T |
| 5.3L V8 5328cc 325 CID | 2007 | LS, LT | US6009 |
| 5.3L V8 5328cc 325 CID | 2007 | LS, LT; Includes thermostat and thermostat housing | US6009-T |
| 5.3L V8 5328cc 325 CID | 2008 | Base, LT | US6009 |
| 5.3L V8 5328cc 325 CID | 2008 | Base, LT; Includes thermostat and thermostat housing | US6009-T |
| 6.0L V8 5967cc 364 CID | 2006 | SS | US64 |
| 6.0L V8 5967cc 364 CID | 2006 | SS; Includes thermostat and thermostat housing | US64-T |
| 6.0L V8 5967cc 364 CID | 2007-2009 | SS | US6009 |
| 6.0L V8 5967cc 364 CID | 2007-2009 | SS; Includes thermostat and thermostat housing | US6009-T |
| TRAILBLAZER EXT | | | |
| 4.2L L6 256 CID | 2002 | LT, North Face | US5097 |
| 4.2L L6 256 CID | 2003-2004 | LS, LT, North Face | US5097 |
| 4.2L L6 256 CID | 2005-2006 | LS, LT | US5097 |
| 5.3L V8 5328cc 325 CID | 2003-2004 | LS, LT, North Face | US64 |
| 5.3L V8 5328cc 325 CID | 2003-2004 | LS, LT, North Face; Includes thermostat and thermostat housing | US64-T |
| 5.3L V8 5328cc 325 CID | 2005-2006 | LS, LT | US64 |
| 5.3L V8 5328cc 325 CID | 2005-2006 | LS, LT; Includes thermostat and thermostat housing | US64-T |
| TRAVERSE | | | |
| 3.6L V6 217 CID | 2009-2013 | LS, LT, LTZ | US8932 |
| TRAX (MEX) | | | |
| 1.4L L4 1364cc 83 CID | 2014 | LTZ | US6662 |
| 1.8L L4 1796cc 110 CID | 2013-2015 | LS, LT, LTZ | US6184 |
| TRUCK | | | |
| 4.3L L6 4278cc 261 CID | 1955-1960 | High performance - Main | US898H |
| 4.3L L6 4278cc 261 CID | 1955-1960 | Main | US898 |
| 4.3L V8 4343cc 265 CID | 1955-1957 | High performance - Main | US898H |
| 4.3L V8 4343cc 265 CID | 1955-1957 | Main | US898 |
| 4.6L V8 4638cc 283 CID | 1957-1960 | High performance - Main | US898H |
| 4.6L V8 4638cc 283 CID | 1957-1960 | Main | US898 |
| 5.3L V8 5272cc 322 CID | 1956-1958 | High performance - Main | US898H |
| 5.3L V8 5272cc 322 CID | 1956-1958 | Main | US898 |
| 5.3L V8 5310cc 324 CID | 1955-1956 | High performance - Main | US898H |

| Engine | Years | Application Description | USMW |
|--------------------------|-----------|---|---------|
| CHEVROLET (CONT.) | | | |
| TRUCK (CONT.) | | | |
| 5.3L V8 5310cc 324 CID | 1955-1956 | Main | US898 |
| 5.7L V8 5704cc 348 CID | 1958-1960 | High performance - Main | US898H |
| 5.7L V8 5704cc 348 CID | 1958-1960 | Main | US898 |
| TWO-TEN SERIES | | | |
| 4.3L V8 4343cc 265 CID | 1955-1957 | High performance - Main | US898H |
| 4.3L V8 4343cc 265 CID | 1955-1957 | Main | US898 |
| 4.6L V8 4638cc 283 CID | 1957 | High performance - Main | US898H |
| 4.6L V8 4638cc 283 CID | 1957 | Main | US898 |
| UPLANDER | | | |
| 3.5L V6 213 CID | 2005-2006 | Base, LS, LT | US5033 |
| 3.9L V6 3880cc 237 CID | 2006 | LT | US6020 |
| 3.9L V6 3880cc 237 CID | 2007-2008 | Base, LS, LT | US6020 |
| UPLANDER (MEX) | | | |
| 3.9L V6 3880cc 237 CID | 2009 | | US6020 |
| V10 | | | |
| 4.3L V6 262 CID | 1987 | Custom Deluxe, Scottsdale, Silverado | US1121 |
| 4.3L V6 262 CID | 1987 | High performance - Custom Deluxe, Scottsdale, Silverado | US1121H |
| 5.0L V8 305 CID | 1987 | Custom Deluxe, Scottsdale, Silverado | US1121 |
| 5.0L V8 305 CID | 1987 | High performance - Custom Deluxe, Scottsdale, Silverado | US1121H |
| 5.7L V8 350 CID | 1987 | Custom Deluxe, Scottsdale, Silverado | US1121 |
| 5.7L V8 350 CID | 1987 | High performance - Custom Deluxe, Scottsdale, Silverado | US1121H |
| 6.2L V8 379 CID | 1987 | Custom Deluxe, Scottsdale, Silverado | US5008 |
| V10 SUBURBAN | | | |
| 5.7L V8 350 CID | 1987 | Custom Deluxe, Scottsdale, Silverado | US5049 |
| 5.7L V8 350 CID | 1987 | High performance - Custom Deluxe, Scottsdale, Silverado | US5049H |
| 5.7L V8 350 CID | 1988 | High performance - Scottsdale, Silverado | US5049H |
| 5.7L V8 350 CID | 1988 | Scottsdale, Silverado | US5049 |
| 6.2L V8 379 CID | 1987 | Custom Deluxe, Scottsdale, Silverado | US5008 |
| 6.2L V8 379 CID | 1988 | Scottsdale, Silverado | US5008 |
| V1500 SUBURBAN | | | |
| 5.7L V8 350 CID | 1989-1991 | High performance - Scottsdale, Silverado | US5049H |
| 5.7L V8 350 CID | 1989-1991 | Scottsdale, Silverado | US5049 |
| 6.2L V8 379 CID | 1989-1991 | Scottsdale, Silverado | US5062 |
| V20 | | | |
| 4.8L I6 292 CID | 1987 | Custom Deluxe, Scottsdale, Silverado | US5030 |
| 5.7L V8 350 CID | 1987 | Custom Deluxe, Scottsdale, Silverado | US1121 |
| 5.7L V8 350 CID | 1987 | High performance - Custom Deluxe, Scottsdale, Silverado | US1121H |
| 6.2L V8 379 CID | 1987 | Custom Deluxe, Scottsdale, Silverado | US5008 |
| V20 SUBURBAN | | | |
| 5.7L V8 350 CID | 1987 | Custom Deluxe, Scottsdale, Silverado | US1121 |
| 5.7L V8 350 CID | 1987 | High performance - Custom Deluxe, Scottsdale, Silverado | US1121H |
| 5.7L V8 350 CID | 1988 | High performance - Scottsdale, Silverado | US5049H |
| 5.7L V8 350 CID | 1988 | Scottsdale, Silverado | US5049 |
| 6.2L V8 379 CID | 1987 | Custom Deluxe, Scottsdale, Silverado | US5008 |
| 6.2L V8 379 CID | 1988 | Scottsdale, Silverado | US5008 |
| 7.4L V8 454 CID | 1987 | Custom Deluxe, Scottsdale, Silverado | US1002 |
| 7.4L V8 454 CID | 1987 | High performance - Custom Deluxe, Scottsdale, Silverado | US1002H |
| 7.4L V8 454 CID | 1988 | High performance - Scottsdale, Silverado | US1002H |
| 7.4L V8 454 CID | 1988 | Scottsdale, Silverado | US1002 |
| V2500 SUBURBAN | | | |
| 5.7L V8 350 CID | 1989-1991 | High performance - Scottsdale, Silverado | US5049H |
| 5.7L V8 350 CID | 1989-1991 | Scottsdale, Silverado | US5049 |
| 6.2L V8 379 CID | 1989-1991 | Scottsdale, Silverado | US5062 |
| 7.4L V8 454 CID | 1990 | High performance - Scottsdale, Silverado | US1002H |
| 7.4L V8 454 CID | 1990 | Scottsdale, Silverado | US1002 |
| V30 | | | |
| 4.8L I6 292 CID | 1987 | Custom Deluxe, Scottsdale, Silverado | US5030 |

| Engine | Years | Application Description | USMW |
|------------------------|-----------|---|---------|
| 4.8L I6 292 CID | 1988 | Cheyenne, Custom Deluxe, Scottsdale, Silverado | US5030 |
| 5.7L V8 350 CID | 1987 | Custom Deluxe, Scottsdale, Silverado | US1121 |
| 5.7L V8 350 CID | 1987 | High performance - Custom Deluxe, Scottsdale, Silverado | US1121H |
| 5.7L V8 350 CID | 1988 | Cheyenne, Custom Deluxe, Scottsdale, Silverado | US1121 |
| 5.7L V8 350 CID | 1988 | High performance - Cheyenne, Custom Deluxe, Scottsdale, Silverado | US1121H |
| 6.2L V8 379 CID | 1987 | Custom Deluxe, Scottsdale, Silverado | US5008 |
| 6.2L V8 379 CID | 1988 | Cheyenne, Custom Deluxe, Scottsdale, Silverado | US5008 |
| 7.4L V8 454 CID | 1987 | Custom Deluxe, Scottsdale, Silverado | US1002 |
| 7.4L V8 454 CID | 1987 | High performance - Custom Deluxe, Scottsdale, Silverado | US1002H |
| 7.4L V8 454 CID | 1988 | Cheyenne, Custom Deluxe, Scottsdale, Silverado | US1002 |
| 7.4L V8 454 CID | 1988 | High performance - Cheyenne, Custom Deluxe, Scottsdale, Silverado | US1002H |
| V3500 | | | |
| 5.7L V8 350 CID | 1989-1990 | Cheyenne, Silverado, Scottsdale | US1121 |
| 5.7L V8 350 CID | 1989-1990 | High performance - Cheyenne, Silverado, Scottsdale | US1121H |
| 5.7L V8 350 CID | 1991 | Cheyenne, Silverado | US1121 |
| 5.7L V8 350 CID | 1991 | High performance - Cheyenne, Silverado | US1121H |
| 6.2L V8 379 CID | 1989-1990 | Cheyenne, Silverado, Scottsdale | US5008 |
| 6.2L V8 379 CID | 1991 | Cheyenne, Silverado | US5008 |
| 7.4L V8 454 CID | 1989-1990 | Cheyenne, Silverado, Scottsdale | US1002 |
| 7.4L V8 454 CID | 1989-1990 | High performance - Cheyenne, Silverado, Scottsdale | US1002H |
| 7.4L V8 454 CID | 1991 | Cheyenne, Silverado | US1002 |
| 7.4L V8 454 CID | 1991 | High performance - Cheyenne, Silverado | US1002H |
| VAGONETA (MEX) | | | |
| 1.6L I4 1600cc 98 CID | 2000-2002 | | US5057 |
| VECTRA (MEX) | | | |
| 2.2L I4 2190cc 134 CID | 2003-2005 | | US5092 |
| 2.8L V6 2800cc 173 CID | 2006-2008 | | US8932 |
| 3.2L V6 3171cc 193 CID | 2004-2005 | | US5079 |
| 3.2L V6 3199cc 195 CID | 2003 | | US5079 |
| VEGA | | | |
| 2.3L I4 2294cc 140 CID | 1975 | Main | US1088 |
| 2.3L I4 2294cc 140 CID | 1976-1977 | Main | US1113 |
| VENTURE | | | |
| 3.4L V6 207 CID | 1997-1999 | Base, LS | US5033 |
| 3.4L V6 207 CID | 2000 | Base, LS, LT, Plus, Value, Warner Bros. | US5033 |
| 3.4L V6 207 CID | 2001-2003 | LS, LT, Plus, Value, Warner Bros. | US5033 |
| 3.4L V6 207 CID | 2002 | Base; LS, LT, Plus, Value, Warner Bros. | US5033 |
| 3.4L V6 207 CID | 2004-2005 | LS, LT, Plus | US5033 |
| ZAFIRA (MEX) | | | |
| 1.8L I4 1796cc 109 CID | 2002-2006 | Zafira; With 23 teeth pulley | US8933 |
| 2.2L I4 2190cc 134 CID | 2002-2006 | Zafira | US5092 |
| CHRYSLER | | | |
| 200 | | | |
| 2.4L I4 2360cc 144 CID | 2011-2014 | Limited, LX, Touring | US6038 |
| 2.4L I4 2360cc 144 CID | 2015 | Limited, Touring, S | US6038 |
| 3.6L V6 3604cc 220 CID | 2011-2014 | Limited, LX, S, Touring | US8981 |
| 300 | | | |
| 2.7L V6 2700cc 167 CID | 2005-2007 | Base | US7161 |
| 2.7L V6 2700cc 167 CID | 2008-2009 | LX | US6217 |
| 2.7L V6 2700cc 167 CID | 2010 | Touring | US6217 |
| 3.5L V6 3497cc 215 CID | 2005-2008 | Limited, Touring | US8951 |
| 3.5L V6 3497cc 215 CID | 2009 | Limited, Touring, Signature Series | US8951 |
| 3.5L V6 3497cc 215 CID | 2010 | Limited, Touring, S | US8951 |
| 3.6L V6 3604cc 220 CID | 2011 | Base; Touring, Limited | US8981 |
| 3.6L V6 3604cc 220 CID | 2012 | Base; Limited, S | US8981 |
| 3.6L V6 3604cc 220 CID | 2013-2014 | Base; C Luxury; S | US8981 |
| 3.6L V6 3604cc 220 CID | 2015 | C Platinum; C; Limited, S | US8981 |
| 5.7L V8 345 CID | 2005-2008 | C | US8940 |

| Engine | Years | Application Description | USMW |
|-------------------------|-----------|--|---------|
| CHRYSLER (CONT.) | | | |
| 300 (CONT.) | | | |
| 5.7L V8 345 CID | 2009 | C | US8979 |
| 5.7L V8 345 CID | 2010 | C, S | US8979 |
| 5.7L V8 345 CID | 2011 | C; GAS | US8971 |
| 5.7L V8 345 CID | 2012 | C, S | US8971 |
| 6.1L V8 6059cc 370 CID | 2005-2010 | C SRT8 | US8940 |
| 6.4L V8 6424cc 392 CID | 2012 | SRT8 | US8971 |
| 200 (MEX) | | | |
| 3.6L V6 3604cc 220 CID | 2013 | Limited | US8981 |
| 200C (MEX) | | | |
| 3.6L V6 3605cc 220 CID | 2015-2016 | Advance | US8981 |
| 300 (MEX) | | | |
| 3.5L V6 3497cc 213 CID | 2010 | | US8951 |
| 300M | | | |
| 3.5L V6 3497cc 215 CID | 1999-2001 | Base | US7162 |
| 3.5L V6 3497cc 215 CID | 2002-2004 | Base, Special | US7162 |
| 3.5L V6 3497cc 215 CID | 2003 | Base, Pro-Am, Special | US7162 |
| ASPEN | | | |
| 4.7L V8 285 CID | 2007-2009 | Limited | US7163 |
| 4.7L V8 285 CID | 2008 | FLEX; Limited, GAS; Limited | US7163 |
| 5.7L V8 345 CID | 2007-2008 | Limited | US7168 |
| 5.7L V8 345 CID | 2009 | EZD Desig.; Limited, EZH Desig.; Limited | US6341 |
| CIRRUS | | | |
| 2.0L L4 1996cc 122 CID | 2000 | LX | US7150 |
| 2.4L L4 2429cc 148 CID | 1995 | LX | US7153 |
| 2.4L L4 2429cc 148 CID | 1996 | LX; Hydraulic Tensioner | US7153 |
| 2.4L L4 2429cc 148 CID | 1996 | LX; Mechanical Tensioner | US7156 |
| 2.4L L4 2429cc 148 CID | 1997 | LXi; X, LX | US7156 |
| 2.4L L4 2429cc 148 CID | 1999-2000 | LX | US7156 |
| 2.5L V6 2497cc 152 CID | 1995-2000 | LX, LXi | US7152 |
| 2.5L V6 2497cc 152 CID | 1998-1999 | Lxi | US7152 |
| CIRRUS (MEX) | | | |
| 2.0L L4 2001cc 122 CID | 1995 | | US7150 |
| 2.4L L4 2360cc 144 CID | 2010 | Limited, Touring | US6038 |
| 2.4L L4 2426cc 148 CID | 1998 | | US7152 |
| 2.4L L4 2426cc 148 CID | 1999-2004 | | US7156 |
| 2.4L L4 2429cc 148 CID | 2001 | Mechanical pulley | US7156 |
| 2.4L L4 2429cc 148 CID | 2002-2009 | | US7156 |
| 2.7L V6 2736cc 165 CID | 2001-2003 | | US7161 |
| 2.7L V6 2737cc 167 CID | 2004-2006 | | US7161 |
| 3.5L V6 3500cc 213 CID | 2007-2009 | | US8951 |
| 3.5L V6 3518cc 215 CID | 2010 | Limited | US8951 |
| CONCORDE | | | |
| 2.7L V6 2700cc 167 CID | 1998-2004 | LX | US7161 |
| 3.2L V6 3200cc 197 CID | 1998-2001 | LXi | US7162 |
| 3.3L V6 3301cc 201 CID | 1993-1995 | Base | US7140 |
| 3.3L V6 3301cc 201 CID | 1996 | LX | US7140 |
| 3.5L V6 3497cc 215 CID | 1993-1994 | Base | US7141 |
| 3.5L V6 3497cc 215 CID | 1995 | Base | US7151 |
| 3.5L V6 3497cc 215 CID | 1996 | LX, LXi | US7151 |
| 3.5L V6 3497cc 215 CID | 1997 | LX, LXi; 3 Bolt Pattern | US7151 |
| 3.5L V6 3497cc 215 CID | 1997 | LX; 6 Bolt Pattern, LXi; 6 Bolt Pattern | US7158 |
| 3.5L V6 3497cc 215 CID | 2002-2004 | Limited, LXi | US7162 |
| CONCORDE (MEX) | | | |
| 3.3L V6 3294cc 201 CID | 1992 | | US7140 |
| 3.5L V6 3526cc 215 CID | 1992 | | US7141 |
| CONQUEST | | | |
| 2.6L L4 2555cc 156 CID | 1987 | Base; From 12/1986 | US7124 |
| 2.6L L4 2555cc 156 CID | 1987 | Base; To 11/1986 | US7120 |
| 2.6L L4 2555cc 156 CID | 1988-1989 | TSi | US7124 |
| CORDOBA | | | |
| 3.7L L6 3687cc 225 CID | 1980 | 300, Crown, Base, LS | US7100 |
| 3.7L L6 3687cc 225 CID | 1981-1982 | Base, LS | US7100 |
| 3.7L L6 3687cc 225 CID | 1983 | Base | US7100 |
| 5.2L V8 318 CID | 1975-1978 | High performance - Main | US1053H |
| 5.2L V8 318 CID | 1975-1978 | Main | US1053 |

| Engine | Years | Application Description | USMW |
|----------------------------|-----------|---|----------|
| 5.2L V8 318 CID | 1979 | High performance - Main; Air Pump | US1053H |
| 5.2L V8 318 CID | 1979 | Main; Air Pump | US1053 |
| 5.2L V8 318 CID | 1980 | 300, Base, Crown | US1053 |
| 5.2L V8 318 CID | 1980 | High performance - 300, Base, Crown | US1053H |
| 5.2L V8 318 CID | 1981-1982 | Base, LS | US1053 |
| 5.2L V8 318 CID | 1981-1982 | High performance - Base, LS | US1053H |
| 5.2L V8 318 CID | 1983 | Base | US1053 |
| 5.2L V8 318 CID | 1983 | High performance - Base | US1053H |
| 5.9L V8 360 CID | 1975-1979 | High performance - Main; Air Pump | US1053H |
| 5.9L V8 360 CID | 1975-1979 | Main; Air Pump | US1053 |
| 5.9L V8 360 CID | 1980 | 300, Base, Crown, LS, Main (Mex) | US1053 |
| 5.9L V8 360 CID | 1980 | High performance - 300, Base, Crown, LS, Main (Mex) | US1053H |
| 5.9L V8 360 CID | 1981-1982 | High performance - Main (Mex) | US1053H |
| 5.9L V8 360 CID | 1981-1982 | Main (Mex) | US1053 |
| 6.6L V8 400 CID | 1975-1978 | Main | US1040 |
| CORDOBA (MEX) | | | |
| 5.9L V8 5900cc 360 CID | 1980-1982 | | US1053 |
| CROSSFIRE | | | |
| 3.2L V6 3199cc | 2005-2006 | SRT-6 | US9379 |
| 3.2L V6 3200cc 195 CID | 2004-2007 | Base | US9379 |
| 3.2L V6 3200cc 195 CID | 2008 | Limited | US9379 |
| DART (MEX) | | | |
| 2.2L L4 2200cc 135 CID | 1986-1988 | | US7110 |
| 2.2L L4 2200cc 135 CID | 1989 | | US7122 |
| E CLASS | | | |
| 2.2L L4 135 CID | 1983-1984 | Base | US7110 |
| 2.2L L4 135 CID | 1983-1984 | High performance - Base | US7110H |
| 2.6L L4 2555cc 156 CID | 1983-1984 | Base | US7111 |
| EXECUTIVE LIMOUSINE | | | |
| 2.6L L4 2555cc 156 CID | 1985 | Base | US7111 |
| EXECUTIVE SEDAN | | | |
| 2.6L L4 2555cc 156 CID | 1983-1984 | Base | US7111 |
| FIFTH AVENUE | | | |
| 3.7L L6 3687cc 225 CID | 1983 | Base | US7100 |
| 5.2L V8 318 CID | 1983-1989 | Base | US1053 |
| 5.2L V8 318 CID | 1983-1989 | High performance - Base | US1053H |
| GRAND VOYAGER | | | |
| 3.0L V6 2972cc 181 CID | 2000 | Base, SE | US7121 |
| 3.0L V6 2972cc 181 CID | 2000 | Base, SE; With back plate housing | US7121-2 |
| 3.3L V6 3301cc 201 CID | 2000 | Base, SE | US7126 |
| GRAND VOYAGER (MEX) | | | |
| 3.3L V6 3294cc 201 CID | 2001 | | US7165 |
| 3.8L V6 3800cc 231 CID | 1991-1995 | | US7126 |
| 3.8L V6 3800cc 232 CID | 1998-2001 | | US7126 |
| 3.8L V6 3800cc 232 CID | 2002 | | US7165 |
| IMPERIAL | | | |
| 3.3L V6 3301cc 201 CID | 1990-1991 | Base | US7126 |
| 3.8L V6 230 CID | 1991-1993 | Base | US7126 |
| 5.2L V8 318 CID | 1981-1983 | Base | US1053 |
| 5.2L V8 318 CID | 1981-1983 | High performance - Base | US1053H |
| 7.2L V8 440 CID | 1975 | Main | US1040 |
| LASER | | | |
| 2.2L L4 135 CID | 1984-1986 | Base, XE | US7110 |
| 2.2L L4 135 CID | 1984-1986 | High performance - Base, XE | US7110H |
| 2.5L L4 2507cc 153 CID | 1986 | Base, XE | US7110 |
| 2.5L L4 2507cc 153 CID | 1986 | High performance - Base, XE | US7110H |
| LEBARON | | | |
| 2.2L L4 135 CID | 1982 | Base, Medallion | US7110 |
| 2.2L L4 135 CID | 1982 | High performance - Base, Medallion | US7110H |
| 2.2L L4 135 CID | 1983-1984 | Base, Mark Cross | US7110 |
| 2.2L L4 135 CID | 1983-1984 | High performance - Base, Mark Cross | US7110H |
| 2.2L L4 135 CID | 1985-1986 | Base, GTS, Mark Cross | US7110 |
| 2.2L L4 135 CID | 1985-1986 | High performance - Base, GTS, Mark Cross | US7110H |
| 2.2L L4 135 CID | 1987-1988 | Base, GTS, Premium | US7110 |
| 2.2L L4 135 CID | 1987-1988 | High performance - Base, GTS, Premium | US7110H |
| 2.2L L4 135 CID | 1989 | Base, GTS, Premium | US7122 |
| 2.2L L4 135 CID | 1990 | GTC | US7127 |

| Engine | Years | Application Description | USMW |
|-------------------------|-----------|--|----------|
| CHRYSLER (CONT.) | | | |
| LEBARON (CONT.) | | | |
| 2.5L L4 2507cc 153 CID | 1986 | Base, GTS, Mark Cross | US7110 |
| 2.5L L4 2507cc 153 CID | 1986 | High performance - Base, GTS, Mark Cross | US7110H |
| 2.5L L4 2507cc 153 CID | 1987-1988 | Base, GTS, Premium | US7110 |
| 2.5L L4 2507cc 153 CID | 1987-1988 | High performance - Base, GTS, Premium | US7110H |
| 2.5L L4 2507cc 153 CID | 1989 | Base, GT, GTC, GTS, High Line, Premium | US7122 |
| 2.5L L4 2507cc 153 CID | 1990 | Base, High Line; GT, Premium, GTC | US7127 |
| 2.5L L4 2507cc 153 CID | 1991 | Base, GTC | US7127 |
| 2.5L L4 2507cc 153 CID | 1992 | Base; GTC, Landau | US7127 |
| 2.5L L4 2507cc 153 CID | 1993 | Base; LE | US7127 |
| 2.6L L4 2555cc 156 CID | 1982 | Base, Medallion | US7111 |
| 2.6L L4 2555cc 156 CID | 1983-1985 | Base, Mark Cross | US7111 |
| 3.0L V6 2972cc 181 CID | 1990 | Base, GT, High Line, Premium | US7121 |
| 3.0L V6 2972cc 181 CID | 1990 | Base; GT; High Line; Premium; With back plate housing | US7121-2 |
| 3.0L V6 2972cc 181 CID | 1991 | Base, GTC, LX | US7121 |
| 3.0L V6 2972cc 181 CID | 1991 | Base; GTC; LX; With back plate housing | US7121-2 |
| 3.0L V6 2972cc 181 CID | 1992 | Base, GTC, Landau, LX | US7121 |
| 3.0L V6 2972cc 181 CID | 1992 | Base; GTC; Landau; LX; With back plate housing | US7121-2 |
| 3.0L V6 2972cc 181 CID | 1993 | Base, GTC, Landau, LE, LX | US7121 |
| 3.0L V6 2972cc 181 CID | 1993 | Base; GTC; Landau; LE; LX; With back plate housing | US7121-2 |
| 3.0L V6 2972cc 181 CID | 1994 | GTC, Landau, LE | US7121 |
| 3.0L V6 2972cc 181 CID | 1994 | GTC; Landau; LE; With back plate housing | US7121-2 |
| 3.0L V6 2972cc 181 CID | 1995 | GTC | US7121 |
| 3.0L V6 2972cc 181 CID | 1995 | GTC; With back plate housing | US7121-2 |
| 3.7L L6 3687cc 225 CID | 1978-1979 | Main | US7100 |
| 3.7L L6 3687cc 225 CID | 1980-1981 | Base, Medallion, Salon, Special | US7100 |
| 5.2L V8 318 CID | 1977-1978 | High performance - Main | US1053H |
| 5.2L V8 318 CID | 1977-1978 | Main | US1053 |
| 5.2L V8 318 CID | 1979 | High performance - Main; Air Pump | US1053H |
| 5.2L V8 318 CID | 1979 | Main; Air Pump | US1053 |
| 5.2L V8 318 CID | 1980-1981 | Base, Medallion, Salon, Special | US1053 |
| 5.2L V8 318 CID | 1980-1981 | High performance - Base, Medallion, Salon, Special | US1053H |
| 5.9L V8 360 CID | 1978-1979 | High performance - Main; Air Pump | US1053H |
| 5.9L V8 360 CID | 1978-1979 | Main; Air Pump | US1053 |
| 5.9L V8 360 CID | 1980-1982 | High performance - Main (Mex) | US1053H |
| 5.9L V8 360 CID | 1980-1982 | Main (Mex) | US1053 |
| LEBARON (MEX) | | | |
| 2.2L L4 2200cc 135 CID | 1982-1987 | K | US7110 |
| 2.5L L4 2500cc 153 CID | 1993-1995 | | US7127 |
| 5.9L V8 5900cc 360 CID | 1977-1982 | | US1053 |
| LHS | | | |
| 3.5L V6 3497cc 215 CID | 1994 | Base | US7141 |
| 3.5L V6 3497cc 215 CID | 1995-1996 | Base | US7151 |
| 3.5L V6 3497cc 215 CID | 1997 | Base; 3 Bolt Pattern | US7151 |
| 3.5L V6 3497cc 215 CID | 1997 | Base; 6 Bolt Pattern | US7158 |
| 3.5L V6 3497cc 215 CID | 1999-2001 | Base | US7162 |
| MAGNUM (MEX) | | | |
| 2.5L L4 2507cc 153 CID | 1987-1988 | | US7110 |
| NEW YORKER | | | |
| 2.2L L4 135 CID | 1983-1987 | Base | US7110 |
| 2.2L L4 135 CID | 1983-1987 | High performance - Base | US7110H |
| 2.2L L4 135 CID | 1988 | High performance | US7110H |
| 2.2L L4 135 CID | 1988 | | US7110 |
| 2.5L L4 2507cc 153 CID | 1986-1987 | Base | US7110 |
| 2.5L L4 2507cc 153 CID | 1986-1987 | High performance - Base | US7110H |
| 2.6L L4 2555cc 156 CID | 1983-1985 | Base | US7111 |
| 3.0L V6 2972cc 181 CID | 1988-1989 | Base, Landau | US7121 |
| 3.0L V6 2972cc 181 CID | 1988-1989 | Base; Landau; With back plate housing | US7121-2 |
| 3.3L V6 3301cc 201 CID | 1990 | Fifth Avenue, Salon, Landau | US7126 |
| 3.3L V6 3301cc 201 CID | 1991-1993 | Fifth Avenue, Salon | US7126 |
| 3.5L V6 3497cc 215 CID | 1994 | Base | US7141 |
| 3.5L V6 3497cc 215 CID | 1995-1996 | Base | US7151 |
| 3.7L L6 3687cc 225 CID | 1982 | Base | US7100 |

| Engine | Years | Application Description | USMW |
|-------------------------|-----------|--|---------|
| 3.8L V6 230 CID | 1991-1993 | Fifth Avenue | US7126 |
| 5.2L V8 318 CID | 1979 | High performance - Main; Air Pump | US1053H |
| 5.2L V8 318 CID | 1979 | Main; Air Pump | US1053 |
| 5.2L V8 318 CID | 1980-1982 | Base | US1053 |
| 5.2L V8 318 CID | 1980-1982 | High performance - Base | US1053H |
| 5.9L V8 360 CID | 1977-1979 | High performance - Main; Air Pump | US1053H |
| 5.9L V8 360 CID | 1977-1979 | Main; Air Pump | US1053 |
| 5.9L V8 360 CID | 1980 | Base | US1053 |
| 5.9L V8 360 CID | 1980 | High performance - Base | US1053H |
| 6.6L V8 400 CID | 1975-1978 | Main | US1040 |
| 7.2L V8 440 CID | 1975-1978 | Main | US1040 |
| NEW YORKER (MEX) | | | |
| 2.2L L4 2200cc 135 CID | 1985-1991 | | US7110 |
| 3.0L V6 3000cc 183 CID | 1992-1994 | | US7121 |
| NEWPORT | | | |
| 3.7L L6 3687cc 225 CID | 1980-1981 | Base | US7100 |
| 5.2L V8 318 CID | 1979 | High performance - Main; Air Pump | US1053H |
| 5.2L V8 318 CID | 1979 | Main; Air Pump | US1053 |
| 5.2L V8 318 CID | 1980-1981 | Base | US1053 |
| 5.2L V8 318 CID | 1980-1981 | High performance - Base | US1053H |
| 5.9L V8 360 CID | 1975-1979 | High performance - Main; Air Pump | US1053H |
| 5.9L V8 360 CID | 1975-1979 | Main; Air Pump | US1053 |
| 5.9L V8 360 CID | 1980 | Base | US1053 |
| 5.9L V8 360 CID | 1980 | High performance - Base | US1053H |
| 6.6L V8 400 CID | 1975-1978 | Main | US1040 |
| 7.2L V8 440 CID | 1975-1978 | Main | US1040 |
| PACIFICA | | | |
| 3.5L V6 3497cc 215 CID | 2004 | Base | US7162 |
| 3.5L V6 3497cc 215 CID | 2005-2006 | Base, Limited, Touring | US8951 |
| 3.8L V6 230 CID | 2005-2007 | Base | US8968 |
| 3.8L V6 230 CID | 2008 | LX | US8968 |
| 4.0L V6 3952cc 241 CID | 2007 | Base, Limited, Touring | US8951 |
| 4.0L V6 3952cc 241 CID | 2008 | Limited, LX, Touring | US8951 |
| PHANTOM (MEX) | | | |
| 2.2L L4 2200cc 135 CID | 1987-1994 | | US7110 |
| 2.2L L4 2200cc 135 CID | 1989 | | US7122 |
| 2.2L L4 2200cc 135 CID | 1990 | | US7127 |
| 2.5L L4 2500cc 153 CID | 1990-1994 | | US7127 |
| PROWLER | | | |
| 3.5L V6 3497cc 215 CID | 2001-2002 | Base | US7162 |
| PT CRUISER | | | |
| 2.4L L4 2429cc 148 CID | 2001-2003 | Base, Limited, Touring | US7156 |
| 2.4L L4 2429cc 148 CID | 2002 | Base, Dream, Limited, Touring | US7156 |
| 2.4L L4 2429cc 148 CID | 2003 | GT | US7167 |
| 2.4L L4 2429cc 148 CID | 2004-2009 | Base, Touring | US7156 |
| 2.4L L4 2429cc 148 CID | 2004 | GT, Limited; Touring | US7167 |
| 2.4L L4 2429cc 148 CID | 2005 | Dream Cruiser, Street Cruiser, GT; Limited; Touring, Turbo | US7167 |
| 2.4L L4 2429cc 148 CID | 2005 | Touring; Naturally Aspirated | US7156 |
| 2.4L L4 2429cc 148 CID | 2006-2007 | G, GT, Limited; Touring; Turbocharged | US7167 |
| 2.4L L4 2429cc 148 CID | 2006 | Base, Touring; Limited; Street Cruiser, Touring; Turbocharged | US7156 |
| 2.4L L4 2429cc 148 CID | 2008 | Base, Limited, Touring, Naturally Aspirated | US7156 |
| 2.4L L4 2429cc 148 CID | 2008 | Touring; Turbocharged | US7167 |
| 2.4L L4 2429cc 148 CID | 2010 | Classic; Couture Edition | US7156 |
| SEBRING | | | |
| 2.0L L4 1996cc 122 CID | 1995-1999 | LX | US7150 |
| 2.4L L4 2351cc | 2001-2003 | LX | US9399 |
| 2.4L L4 2351cc | 2004-2005 | Base | US9399 |
| 2.4L L4 2360cc 144 CID | 2007 | Base, Limited, Touring | US6038 |
| 2.4L L4 2360cc 144 CID | 2008-2010 | Limited; LX; Touring | US6038 |
| 2.4L L4 2429cc 148 CID | 1996 | JX; Hydraulic Tensioner | US7153 |
| 2.4L L4 2429cc 148 CID | 1996 | JX; Mechanical Tensioner | US7156 |
| 2.4L L4 2429cc 148 CID | 1997-1998 | JX, JXi | US7156 |
| 2.4L L4 2429cc 148 CID | 2001-2003 | LX | US7156 |
| 2.4L L4 2429cc 148 CID | 2004 | Base, LX | US7156 |
| 2.4L L4 2429cc 148 CID | 2005-2006 | Base | US7156 |
| 2.5L V6 2497cc 152 CID | 1995 | LX, LXi | US7152 |

| Engine | Years | Application Description | USMW |
|---------------------------|-----------|--|----------|
| CHRYSLER (CONT.) | | | |
| SEBRING (CONT.) | | | |
| 2.5L V6 2497cc 152 CID | 1996-2000 | JX, JXi, LX, LXi | US7152 |
| 2.7L V6 2700cc 167 CID | 2001 | LX, LXi, LXi Limited | US7161 |
| 2.7L V6 2700cc 167 CID | 2002-2003 | GTC, Limited, LX, LXi | US7161 |
| 2.7L V6 2700cc 167 CID | 2004 | Base; GTC, Limited; Touring | US7161 |
| 2.7L V6 2700cc 167 CID | 2005 | GTC, Limited, Touring | US7161 |
| 2.7L V6 2700cc 167 CID | 2006 | Limited; Touring; GTC, TSi | US7161 |
| 2.7L V6 2700cc 167 CID | 2007 | Base, Touring | US7161 |
| 2.7L V6 2700cc 167 CID | 2008 | Touring | US6217 |
| 2.7L V6 2700cc 167 CID | 2009-2010 | LX, Touring | US6217 |
| 3.0L V6 2972cc 181 CID | 2001-2002 | LX, LXi | US7152 |
| 3.0L V6 2972cc 181 CID | 2003 | LXi | US7152 |
| 3.0L V6 2972cc 181 CID | 2004-2005 | Limited | US7152 |
| 3.5L V6 3497cc 215 CID | 2007-2010 | Limited | US8951 |
| SHADOW (MEX) | | | |
| 2.2L L4 2212cc 135 CID | 1989 | | US7122 |
| 2.2L L4 2212cc 135 CID | 1990-1991 | | US7127 |
| 2.5L L4 2507cc 153 CID | 1988 | | US7110 |
| 2.5L L4 2507cc 153 CID | 1989 | | US7122 |
| 2.5L L4 2507cc 153 CID | 1990-1994 | | US7127 |
| 3.0L V6 2966cc 181 CID | 1992 | | US7121 |
| SPIRIT (MEX) | | | |
| 2.5L L4 2507cc 153 CID | 1989 | | US7122 |
| 2.5L L4 2507cc 153 CID | 1990-1995 | | US7127 |
| 3.0L V6 2966cc 181 CID | 1989-1992 | | US7121 |
| STRATUS (MEX) | | | |
| 2.4L L4 2429cc 148 CID | 1996 | | US7156 |
| 2.4L L4 2429cc 148 CID | 1997 | Mechanical pulley | US7156 |
| TC MASERATI | | | |
| 2.2L L4 135 CID | 1989 | Base | US7122 |
| 2.2L L4 135 CID | 1990 | Base | US7110 |
| 2.2L L4 135 CID | 1990 | High performance - Base | US7110H |
| 3.0L V6 2972cc 181 CID | 1990-1991 | Base | US7121 |
| 3.0L V6 2972cc 181 CID | 1990-1991 | Base; With back plate housing | US7121-2 |
| TOWN & COUNTRY | | | |
| 2.2L L4 135 CID | 1982-1988 | Base | US7110 |
| 2.2L L4 135 CID | 1982-1988 | High performance - Base | US7110H |
| 2.2L L4 135 CID | 1983-1986 | Base, Mark Cross | US7110 |
| 2.2L L4 135 CID | 1983-1986 | High performance - Base, Mark Cross | US7110H |
| 2.5L L4 2507cc 153 CID | 1986 | Base, Mark Cross | US7110 |
| 2.5L L4 2507cc 153 CID | 1986 | High performance - Base, Mark Cross | US7110H |
| 2.5L L4 2507cc 153 CID | 1987-1988 | Base | US7110 |
| 2.5L L4 2507cc 153 CID | 1987-1988 | High performance - Base | US7110H |
| 2.6L L4 2555cc 156 CID | 1982 | Base | US7111 |
| 2.6L L4 2555cc 156 CID | 1984-1985 | Base, Mark Cross | US7111 |
| 3.3L V6 3301cc 201 CID | 1990-1993 | Base | US7126 |
| 3.3L V6 3301cc 201 CID | 1996 | Base, LX | US7126 |
| 3.3L V6 3301cc 201 CID | 1997-1998 | LX, SX | US7126 |
| 3.3L V6 3301cc 201 CID | 1999 | LX, SX, Lxi | US7126 |
| 3.3L V6 3301cc 201 CID | 2000 | LX, LXi | US7126 |
| 3.3L V6 3301cc 201 CID | 2001 | LX, LXi | US7165 |
| 3.3L V6 3301cc 201 CID | 2002 | EL, LXi | US7165 |
| 3.3L V6 3301cc 201 CID | 2003 | Base, EL, EX; Limited; LXi, LX | US7165 |
| 3.3L V6 3301cc 201 CID | 2004-2007 | Base, LX | US7165 |
| 3.3L V6 3301cc 201 CID | 2005 | Base, Limited, Touring, LX | US7165 |
| 3.3L V6 3301cc 201 CID | 2008 | LX; EGV Desig. | US6231 |
| 3.3L V6 3301cc 201 CID | 2009-2010 | LX | US6231 |
| 3.6L V6 3604cc 220 CID | 2011-2012 | Limited, Touring, Touring L | US8981 |
| 3.6L V6 3604cc 220 CID | 2013-2015 | Limited, Touring, Touring L, Limited, S | US8981 |
| 3.6L V6 3604cc 220 CID | 2014 | 30th Anniversary Edition; Limited, Touring, Touring L, S | US8981 |
| 3.7L L6 3687cc 225 CID | 1978-1979 | Main | US7100 |
| 3.7L L6 3687cc 225 CID | 1980-1981 | Base | US7100 |
| 3.8L V6 230 CID | 1994-1995 | Base | US7126 |
| 3.8L V6 230 CID | 1996 | Base, LX, LXi | US7126 |
| 3.8L V6 230 CID | 1997-1998 | LX, LXi, SX | US7126 |
| 3.8L V6 230 CID | 1999 | Limited, LX, LXi, SX | US7126 |

| Engine | Years | Application Description | USMW |
|---------------------------------|-----------|--|----------|
| 3.8L V6 230 CID | 2000 | Limited, L, LX, LXi | US7126 |
| 3.8L V6 230 CID | 2001 | EX, Limited | US7165 |
| 3.8L V6 230 CID | 2002-2003 | EL, LXi, EX, Limited, LX | US7165 |
| 3.8L V6 230 CID | 2004 | EX, Limited, Touring | US7165 |
| 3.8L V6 230 CID | 2005 | LX, Limited, Touring | US7165 |
| 3.8L V6 230 CID | 2006-2007 | Limited, Touring | US7165 |
| 3.8L V6 230 CID | 2008 | Touring | US6231 |
| 3.8L V6 3778cc 231 CID | 2009 | Touring | US6231 |
| 3.8L V6 3778cc 231 CID | 2010 | Touring, Walter P. Chrysler Signature Series | US6231 |
| 4.0L V6 3952cc 241 CID | 2008-2009 | Limited | US8951 |
| 4.0L V6 3952cc 241 CID | 2010 | Limited, Touring | US8951 |
| 5.2L V8 318 CID | 1978-1979 | High performance - Main; Air Pump | US1053H |
| 5.2L V8 318 CID | 1978-1979 | Main; Air Pump | US1053 |
| 5.2L V8 318 CID | 1980-1981 | Base | US1053 |
| 5.2L V8 318 CID | 1980-1981 | High performance - Base | US1053H |
| 5.9L V8 360 CID | 1978-1979 | High performance - Main; Air Pump | US1053H |
| 5.9L V8 360 CID | 1978-1979 | Main; Air Pump | US1053 |
| TOWN & COUNTRY (MEX) | | | |
| 3.6L V6 3604cc 220 CID | 2011 | LX | US8981 |
| 3.6L V6 3604cc 220 CID | 2012-2013 | Li, LX | US8981 |
| 3.6L V6 3605cc 220 CID | 2014 | Li, LX | US8981 |
| 3.6L V6 3605cc 220 CID | 2015 | Li | US8981 |
| VOLARE (MEX) | | | |
| 3.7L L6 3700cc 225 CID | 1986-1989 | | US7100 |
| VOYAGER | | | |
| 2.4L L4 2429cc 148 CID | 2000-2001 | Base | US7156 |
| 2.4L L4 2429cc 148 CID | 2002 | Base, LX | US7156 |
| 2.4L L4 2429cc 148 CID | 2003 | LX | US7156 |
| 3.0L V6 2972cc 181 CID | 2000 | Base | US7121 |
| 3.0L V6 2972cc 181 CID | 2000 | Base; With back plate housing | US7121-2 |
| 3.3L V6 3301cc 201 CID | 2000 | Base, SE | US7126 |
| 3.3L V6 3301cc 201 CID | 2001-2002 | Base, LX | US7165 |
| 3.3L V6 3301cc 201 CID | 2003 | LX | US7165 |
| VOYAGER (MEX) | | | |
| 2.4L L4 2426cc 148 CID | 1996-1997 | | US7156 |
| 2.5L L4 2507cc 153 CID | 1990-1995 | | US7127 |
| 3.0L V6 2966cc 181 CID | 1992-1997 | | US7121 |
| 3.3L V6 3294cc 201 CID | 1993-1999 | | US7126 |
| 3.3L V6 3294cc 201 CID | 2001-2008 | | US7165 |
| DAEWOO | | | |
| LANOS | | | |
| 1.6L L4 1588cc 98 CID | 1999-2000 | S, SE, SX | US8917 |
| 1.6L L4 1588cc 98 CID | 2001-2002 | S, Sport | US8917 |
| LEGANZA | | | |
| 2.2L L4 2200cc | 1999-2001 | CDX, SE, SX | US9375 |
| 2.2L L4 2200cc | 2002 | CDX, SE | US9375 |
| NUBIRA | | | |
| 2.0L L4 1998cc | 1999 | CDX, SX | US9375 |
| 2.0L L4 1998cc | 2000-2002 | CDX, SE | US9375 |
| DAIHATSU | | | |
| CHARADE | | | |
| 1.0L L3 993cc 61 CID | 1988 | CLS, CLX, CSX | US9238 |
| 1.0L L3 993cc 61 CID | 1989 | CES, CLS, CLX | US9238 |
| 1.0L L3 993cc 61 CID | 1990 | SE, SX | US9238 |
| 1.0L L3 993cc 61 CID | 1991-1992 | SE | US9238 |
| 1.3L L4 1295cc | 1989 | CLS, CLX | US9237 |
| 1.3L L4 1295cc | 1990-1992 | SE, SX | US9237 |
| ROCKY | | | |
| 1.6L L4 1589cc | 1990-1992 | SE, SX | US8908 |
| DODGE | | | |
| 330 | | | |
| 4.5L V8 4473cc 273 CID | 1964 | Main | US919 |
| 5.2L V8 5212cc 318 CID | 1963-1964 | Main | US919 |
| 400 | | | |
| 2.2L L4 135 CID | 1982 | Base, LS | US7110 |
| 2.2L L4 135 CID | 1982 | High performance - Base, LS | US7110H |



WATER PUMP APPLICATION GUIDE

USMW
Professional Series

| Engine | Years | Application Description | USMW |
|------------------------|-----------|-------------------------------------|---------|
| DODGE (CONT.) | | | |
| 400 (CONT.) | | | |
| 2.2L L4 135 CID | 1983 | Base | US7110 |
| 2.2L L4 135 CID | 1983 | High performance - Base | US7110H |
| 2.6L L4 2555cc 156 CID | 1982 | Base, LS | US7111 |
| 2.6L L4 2555cc 156 CID | 1983 | Base | US7111 |
| 440 | | | |
| 5.2L V8 5212cc 318 CID | 1963-1964 | Main | US919 |
| 600 | | | |
| 2.2L L4 135 CID | 1983 | Base, ES | US7110 |
| 2.2L L4 135 CID | 1983 | High performance - Base, ES | US7110H |
| 2.2L L4 135 CID | 1984 | Base | US7110 |
| 2.2L L4 135 CID | 1984 | High performance - Base | US7110H |
| 2.2L L4 135 CID | 1985 | Base, ES, SE | US7110 |
| 2.2L L4 135 CID | 1985 | High performance - Base, ES, SE | US7110H |
| 2.2L L4 135 CID | 1986-1988 | Base, SE | US7110 |
| 2.2L L4 135 CID | 1986-1988 | High performance - Base, SE | US7110H |
| 2.5L L4 2507cc 153 CID | 1986-1988 | Base, SE | US7110 |
| 2.5L L4 2507cc 153 CID | 1986-1988 | High performance - Base, SE | US7110H |
| 2.6L L4 2555cc 156 CID | 1983-1984 | Base, ES | US7111 |
| 2.6L L4 2555cc 156 CID | 1985 | Base, SE | US7111 |
| A100 | | | |
| 4.5L V8 4473cc 273 CID | 1964-1966 | Main | US919 |
| A100 TRUCK | | | |
| 4.5L V8 273 CID | 1964-1967 | Main | US919 |
| 5.2L V8 318 CID | 1967-1969 | Main | US919 |
| ARIES | | | |
| 2.2L L4 135 CID | 1981-1984 | Base, Custom, SE | US7110 |
| 2.2L L4 135 CID | 1981-1984 | High performance - Base, Custom, SE | US7110H |
| 2.2L L4 135 CID | 1985-1986 | Base, LE, SE | US7110 |
| 2.2L L4 135 CID | 1985-1986 | High performance - Base, LE, SE | US7110H |
| 2.2L L4 135 CID | 1987 | Base, LE | US7110 |
| 2.2L L4 135 CID | 1987 | High performance - Base, LE | US7110H |
| 2.2L L4 135 CID | 1988 | America | US7110 |
| 2.2L L4 135 CID | 1988 | High performance - America | US7110H |
| 2.2L L4 135 CID | 1989 | America | US7122 |
| 2.5L L4 2507cc 153 CID | 1986 | High performance - LE, SE | US7110H |
| 2.5L L4 2507cc 153 CID | 1986 | LE, SE | US7110 |
| 2.5L L4 2507cc 153 CID | 1987 | High performance - LE | US7110H |
| 2.5L L4 2507cc 153 CID | 1987 | LE | US7110 |
| 2.5L L4 2507cc 153 CID | 1988 | America | US7110 |
| 2.5L L4 2507cc 153 CID | 1988 | High performance - America | US7110H |
| 2.5L L4 2507cc 153 CID | 1989 | America | US7122 |
| 2.6L L4 2555cc 156 CID | 1981-1984 | Base, Custom, SE | US7111 |
| 2.6L L4 2555cc 156 CID | 1985 | LE, SE | US7111 |
| ASPEN | | | |
| 3.7L L6 3687cc 225 CID | 1976-1979 | Main | US7100 |
| 3.7L L6 3687cc 225 CID | 1980 | Base | US7100 |
| 5.2L V8 318 CID | 1976-1978 | High performance - Main | US1053H |
| 5.2L V8 318 CID | 1976-1978 | Main | US1053 |
| 5.2L V8 318 CID | 1979 | High performance - Main; Air Pump | US1053H |
| 5.2L V8 318 CID | 1979 | Main; Air Pump | US1053 |
| 5.2L V8 318 CID | 1980 | Base | US1053 |
| 5.2L V8 318 CID | 1980 | High performance - Base | US1053H |
| 5.9L V8 360 CID | 1976-1978 | High performance - Main | US1053H |
| 5.9L V8 360 CID | 1976-1978 | Main | US1053 |
| 5.9L V8 360 CID | 1979 | High performance - Main; Air Pump | US1053H |
| 5.9L V8 360 CID | 1979 | Main; Air Pump | US1053 |
| 5.9L V8 360 CID | 1980 | Base | US1053 |
| 5.9L V8 360 CID | 1980 | High performance - Base | US1053H |
| ATOS | | | |
| 1.0L L4 1000cc 61 CID | 2001-2004 | Main (Mex) | US8935 |
| 1.1L L4 1086cc 66 CID | 2005-2009 | F; SOHC (Mex), Main (Mex) | US8935 |
| 1.1L L4 1086cc 66 CID | 2010-2012 | Main (Mex) | US8935 |
| ATOS (MEX) | | | |
| 1.0L L4 999cc 61 CID | 2001-2004 | | US8935 |
| 1.1L L4 1100cc 67 CID | 2005-2012 | | US8935 |

| Engine | Years | Application Description | USMW |
|------------------------|-----------|--|---------|
| ATTITUDE (MEX) | | | |
| 1.4L L4 1388cc 85 CID | 2010 | GL | US7115 |
| 1.4L L4 1399cc 85 CID | 2011 | GL | US7115 |
| 1.6L L4 1598cc 97 CID | 2010 | GL | US9364 |
| 1.6L L4 1599cc 98 CID | 2011 | GL | US9364 |
| 1.6L L4 1599cc 98 CID | 2012 | GL | US7115 |
| ATTITUDE (MEX) | | | |
| 1.4L L4 1388cc 85 CID | 2006-2009 | | US7115 |
| 1.6L L4 1598cc 97 CID | 2006-2009 | | US9364 |
| AVENGER | | | |
| 2.0L L4 1996cc 122 CID | 1995 | Base | US7150 |
| 2.0L L4 1996cc 122 CID | 1996-1999 | Base, ES | US7150 |
| 2.4L L4 2360cc 144 CID | 2008-2014 | SE, SXT | US6038 |
| 2.4L L4 2360cc 144 CID | 2010 | Express, R/T, SXT | US6038 |
| 2.4L L4 2360cc 144 CID | 2011 | Express, Lux, Mainstreet | US6038 |
| 2.5L V6 2497cc 152 CID | 1995-1996 | ES | US7152 |
| 2.5L V6 2497cc 152 CID | 1997-2000 | Base, ES | US7152 |
| 2.7L V6 2700cc 167 CID | 2008 | EER Desig.; GAS; SE, EER Desig.; GAS; SXT, FLEX; SE, FLEX; SXT | US6217 |
| 2.7L V6 2700cc 167 CID | 2009 | FLEX; SE, FLEX; SXT, GAS; SE, GAS; SXT | US6217 |
| 2.7L V6 2700cc 167 CID | 2010 | R/T, SXT | US6217 |
| 3.5L V6 3497cc 215 CID | 2008-2010 | R/T | US8951 |
| 3.6L V6 3604cc 220 CID | 2011 | Express, Heat, Lux, Mainstreet | US8981 |
| 3.6L V6 3604cc 220 CID | 2012 | R/T, SE, SXT Plus | US8981 |
| 3.6L V6 3604cc 220 CID | 2013-2014 | R/T, SE, SXT | US8981 |
| AVENGER (MEX) | | | |
| 2.0L L4 2000cc 122 CID | 2010 | SE | US6038 |
| 2.4L L4 2360cc 144 CID | 2010-2011 | SE | US6038 |
| 2.4L L4 2360cc 144 CID | 2013-2014 | GTS | US6038 |
| AVENGER (MEX) | | | |
| 2.0L L4 2000cc 122 CID | 2008-2009 | | US6038 |
| B100 | | | |
| 3.7L L6 3687cc 225 CID | 1975-1979 | Main | US7100 |
| 3.7L L6 3687cc 225 CID | 1980 | Base | US7100 |
| 5.2L V8 5211cc 318 CID | 1975-1978 | High performance - Main | US1053H |
| 5.2L V8 5211cc 318 CID | 1975-1978 | Main | US1053 |
| 5.2L V8 5211cc 318 CID | 1979 | High performance - Main; Air Pump | US1053H |
| 5.2L V8 5211cc 318 CID | 1979 | Main; Air Pump | US1053 |
| 5.2L V8 5211cc 318 CID | 1980 | Base | US1053 |
| 5.2L V8 5211cc 318 CID | 1980 | High performance - Base | US1053H |
| 5.9L V8 360 CID | 1976-1978 | High performance - Main | US1053H |
| 5.9L V8 360 CID | 1976-1978 | Main | US1053 |
| B150 | | | |
| 3.7L L6 3687cc 225 CID | 1981-1987 | Base | US7100 |
| 3.9L V6 3906cc 239 CID | 1988-1991 | Base | US1053 |
| 3.9L V6 3906cc 239 CID | 1988-1991 | High performance - Base | US1053H |
| 3.9L V6 3906cc 239 CID | 1992 | Base | US7159 |
| 3.9L V6 3906cc 239 CID | 1993-1994 | Base | US7160 |
| 5.2L V8 5211cc 318 CID | 1981-1991 | Base | US1053 |
| 5.2L V8 5211cc 318 CID | 1981-1991 | High performance - Base | US1053H |
| 5.2L V8 5211cc 318 CID | 1992 | Base | US7159 |
| 5.2L V8 5211cc 318 CID | 1993-1994 | Base | US7160 |
| B1500 | | | |
| 3.9L V6 3906cc 239 CID | 1995-1998 | Base | US7160 |
| 5.2L V8 5211cc 318 CID | 1995-1998 | Base | US7160 |
| 5.9L V8 360 CID | 1998 | Base | US7160 |
| B200 | | | |
| 3.7L L6 225 CID | 1979 | Main | US7100 |
| 3.7L L6 3687cc 225 CID | 1975-1978 | Main | US7100 |
| 3.7L L6 3687cc 225 CID | 1980 | Base | US7100 |
| 5.2L V8 5211cc 318 CID | 1975-1978 | High performance - Main | US1053H |
| 5.2L V8 5211cc 318 CID | 1975-1978 | Main | US1053 |
| 5.2L V8 5211cc 318 CID | 1979 | High performance - Main; Air Pump | US1053H |
| 5.2L V8 5211cc 318 CID | 1979 | Main; Air Pump | US1053 |
| 5.2L V8 5211cc 318 CID | 1980 | Base | US1053 |
| 5.2L V8 5211cc 318 CID | 1980 | High performance - Base | US1053H |
| 5.9L V8 360 CID | 1975-1978 | High performance - Main | US1053H |
| 5.9L V8 360 CID | 1975-1978 | Main; | US1053 |

| Engine | Years | Application Description | USMW |
|------------------------|-----------|--|---------|
| DODGE (CONT.) | | | |
| B200 (CONT.) | | | |
| 5.9L V8 360 CID | 1979 | High performance - Main; Air Pump | US1053H |
| 5.9L V8 360 CID | 1979 | Main; Air Pump | US1053 |
| 5.9L V8 360 CID | 1980 | Base | US1053 |
| 5.9L V8 360 CID | 1980 | High performance - Base | US1053H |
| 6.6L V8 400 CID | 1976-1978 | Main | US1040 |
| 7.2L V8 440 CID | 1975-1978 | Main | US1040 |
| B250 | | | |
| 3.7L L6 3687cc 225 CID | 1981-1987 | Base | US7100 |
| 3.9L V6 3906cc 239 CID | 1988-1991 | Base | US1053 |
| 3.9L V6 3906cc 239 CID | 1988-1991 | High performance - Base | US1053H |
| 3.9L V6 3906cc 239 CID | 1992 | Base | US7159 |
| 3.9L V6 3906cc 239 CID | 1993-1994 | Base | US7160 |
| 5.2L V8 5211cc 318 CID | 1981-1991 | Base | US1053 |
| 5.2L V8 5211cc 318 CID | 1981-1991 | High performance - Base | US1053H |
| 5.2L V8 5211cc 318 CID | 1992 | Base | US7159 |
| 5.2L V8 5211cc 318 CID | 1993-1994 | Base | US7160 |
| 5.9L V8 360 CID | 1981-1992 | Base | US1053 |
| 5.9L V8 360 CID | 1981-1992 | High performance - Base | US1053H |
| 5.9L V8 360 CID | 1993-1994 | Base | US7160 |
| B2500 | | | |
| 3.9L V6 3906cc 239 CID | 1995-1997 | Base | US7160 |
| 5.2L V8 5211cc 318 CID | 1995-1998 | Base | US7160 |
| 5.9L V8 360 CID | 1995-1998 | Base | US7160 |
| B300 | | | |
| 3.7L L6 225 CID | 1980 | Base | US7100 |
| 3.7L L6 3687cc 225 CID | 1975-1979 | Main | US7100 |
| 5.2L V8 5211cc 318 CID | 1975-1978 | High performance - Main | US1053H |
| 5.2L V8 5211cc 318 CID | 1975-1978 | Main | US1053 |
| 5.2L V8 5211cc 318 CID | 1979 | High performance - Main; Air Pump | US1053H |
| 5.2L V8 5211cc 318 CID | 1979 | Main; Air Pump | US1053 |
| 5.2L V8 5211cc 318 CID | 1980 | Base | US1053 |
| 5.2L V8 5211cc 318 CID | 1980 | High performance - Base | US1053H |
| 5.9L V8 360 CID | 1975-1978 | High performance - Main | US1053H |
| 5.9L V8 360 CID | 1975-1978 | Main | US1053 |
| 5.9L V8 360 CID | 1979 | High performance - Main; Air Pump | US1053H |
| 5.9L V8 360 CID | 1979 | Main; Air Pump | US1053 |
| 5.9L V8 360 CID | 1980 | Base | US1053 |
| 5.9L V8 360 CID | 1980 | High performance - Base | US1053H |
| 6.6L V8 400 CID | 1976-1978 | Main | US1040 |
| 7.2L V8 440 CID | 1975-1978 | Main | US1040 |
| B350 | | | |
| 5.2L V8 5211cc 318 CID | 1981-1991 | Base | US1053 |
| 5.2L V8 5211cc 318 CID | 1981-1991 | High performance - Base | US1053H |
| 5.2L V8 5211cc 318 CID | 1992 | Base | US7159 |
| 5.2L V8 5211cc 318 CID | 1993-1994 | Base | US7160 |
| 5.9L V8 360 CID | 1981-1992 | Base | US1053 |
| 5.9L V8 360 CID | 1981-1992 | High performance - Base | US1053H |
| 5.9L V8 360 CID | 1993-1994 | Base | US7160 |
| B3500 | | | |
| 5.2L V8 5211cc 318 CID | 1995-1998 | Base | US7160 |
| 5.9L V8 360 CID | 1995-1998 | Base | US7160 |
| CALIBER | | | |
| 1.8L L4 1798cc 110 CID | 2007-2009 | SE, SXT | US6038 |
| 2.0L L4 1998cc 122 CID | 2007-2009 | SE, SXT | US6038 |
| 2.0L L4 1998cc 122 CID | 2010 | Express, Heat, Mainstreet, Uptown, SE, SXT | US6038 |
| 2.0L L4 1998cc 122 CID | 2011 | Express, Heat, Mainstreet, Uptown | US6038 |
| 2.0L L4 1998cc 122 CID | 2012 | SE, SXT, SXT Plus | US6038 |
| 2.4L L4 2360cc 144 CID | 2007 | R/T | US6038 |
| 2.4L L4 2360cc 144 CID | 2008-2009 | SRT-4, R/T | US6038 |
| 2.4L L4 2360cc 144 CID | 2010 | R/T, Rush | US6038 |
| 2.4L L4 2360cc 144 CID | 2011 | Rush, Uptown | US6038 |
| CALIBER (MEX) | | | |
| 2.4L L4 2360cc 144 CID | 2010-2011 | SE, SXT | US6038 |
| CARAVAN | | | |
| 2.2L L4 135 CID | 1984-1987 | Base, LE, SE | US7110 |
| 2.2L L4 135 CID | 1984-1987 | High performance - Base, LE, SE | US7110H |

| Engine | Years | Application Description | USMW |
|-------------------------|-----------|--|----------|
| 2.4L L4 2429cc 148 CID | 1996 | Base, SE; Hydraulic Tensioner | US7153 |
| 2.4L L4 2429cc 148 CID | 1996 | Base, SE; Mechanical Tensioner | US7156 |
| 2.4L L4 2429cc 148 CID | 1997 | Base, SE | US7156 |
| 2.4L L4 2429cc 148 CID | 1998-1999 | Base, ES | US7156 |
| 2.4L L4 2429cc 148 CID | 2000 | Base | US7156 |
| 2.4L L4 2429cc 148 CID | 2001-2007 | SE | US7156 |
| 2.4L L4 2429cc 148 CID | 2002 | Ec, SE | US7156 |
| 2.5L L4 2507cc 153 CID | 1988 | Base, LE, SE | US7110 |
| 2.5L L4 2507cc 153 CID | 1988 | High performance - Base, LE, SE | US7110H |
| 2.5L L4 2507cc 153 CID | 1989 | Base, LE, SE | US7122 |
| 2.5L L4 2507cc 153 CID | 1990 | Base, LE, SE | US7127 |
| 2.5L L4 2507cc 153 CID | 1991 | Base, C/V, LE, SE | US7127 |
| 2.5L L4 2507cc 153 CID | 1992 | Base, C/V, ES, SE | US7127 |
| 2.5L L4 2507cc 153 CID | 1993 | Base, C/V, SE | US7127 |
| 2.5L L4 2507cc 153 CID | 1994-1995 | Base, C/V | US7127 |
| 2.6L L4 2555cc 156 CID | 1984-1987 | Base, LE, SE | US7111 |
| 3.0L V6 2972cc 181 CID | 1987-1988 | LE, SE | US7121 |
| 3.0L V6 2972cc 181 CID | 1987-1988 | LE, SE; With back plate housing | US7121-2 |
| 3.0L V6 2972cc 181 CID | 1989 | C/V, LE, SE | US7121 |
| 3.0L V6 2972cc 181 CID | 1989 | C/V; LE; SE; With back plate housing | US7121-2 |
| 3.0L V6 2972cc 181 CID | 1990-1995 | Base, C/V, ES, LE, SE | US7121 |
| 3.0L V6 2972cc 181 CID | 1990-1995 | Base, C/V; ES; LE; SE; With back plate housing | US7121-2 |
| 3.0L V6 2972cc 181 CID | 1991 | C/V, ES, LE, SE | US7121 |
| 3.0L V6 2972cc 181 CID | 1991 | C/V; ES; LE; SE; With back plate housing | US7121-2 |
| 3.0L V6 2972cc 181 CID | 1996-1997 | Base, SE | US7121 |
| 3.0L V6 2972cc 181 CID | 1996-1997 | Base, SE; With back plate housing | US7121-2 |
| 3.0L V6 2972cc 181 CID | 1998 | Base, ES, LE, SE, Sport | US7121 |
| 3.0L V6 2972cc 181 CID | 1998 | Base; ES; LE; SE; Sport; With back plate housing | US7121-2 |
| 3.0L V6 2972cc 181 CID | 1999 | Base, ES, LE | US7121 |
| 3.0L V6 2972cc 181 CID | 1999 | Base; ES; LE; With back plate housing | US7121-2 |
| 3.0L V6 2972cc 181 CID | 2000 | Base, SE, Sport | US7121 |
| 3.0L V6 2972cc 181 CID | 2000 | Base, SE; Sport; With back plate housing | US7121-2 |
| 3.3L V6 3301cc 201 CID | 1991-1993 | C/V, ES, LE, SE | US7126 |
| 3.3L V6 3301cc 201 CID | 1994 | Base, SE | US7126 |
| 3.3L V6 3301cc 201 CID | 1995-1997 | Base, ES, LE, SE | US7126 |
| 3.3L V6 3301cc 201 CID | 1996 | ES, LE, SE | US7126 |
| 3.3L V6 3301cc 201 CID | 1998-1999 | Base, ES, LE, SE, Sport | US7126 |
| 3.3L V6 3301cc 201 CID | 2000 | Base, SE, Sport | US7126 |
| 3.3L V6 3301cc 201 CID | 2001-2002 | SE, Sport | US7165 |
| 3.3L V6 3301cc 201 CID | 2003 | C/V, Sport, SE | US7165 |
| 3.3L V6 3301cc 201 CID | 2004 | C/V, SXT | US7165 |
| 3.3L V6 3301cc 201 CID | 2005 | C/V, SXT, SE | US7165 |
| 3.3L V6 3301cc 201 CID | 2006-2007 | Base, SXT, SE | US7165 |
| 3.8L V6 230 CID | 1996-1997 | ES, LE | US7126 |
| 3.8L V6 230 CID | 1998 | Base, ES, LE, SE, Sport | US7126 |
| 3.8L V6 230 CID | 1999 | ES, LE, SE, Sport | US7126 |
| CB300 | | | |
| 5.2L V8 5211cc 318 CID | 1980 | Base | US1053 |
| 5.2L V8 5211cc 318 CID | 1980 | High performance - Base | US1053H |
| 5.9L V8 360 CID | 1980 | Base | US1053 |
| 5.9L V8 360 CID | 1980 | High performance - Base | US1053H |
| CHALLENGER | | | |
| 1.6L L4 1597cc 98 CID | 1978-1979 | Main | US7105 |
| 2.6L L4 2555cc 156 CID | 1978-1979 | Main | US7116 |
| 2.6L L4 2555cc 156 CID | 1980-1983 | Base, Premium | US7116 |
| 3.5L V6 3497cc 215 CID | 2009-2010 | SE | US8951 |
| 3.6L V6 3604cc 220 CID | 2011 | SE | US8981 |
| 3.6L V6 3604cc 220 CID | 2012-2015 | SXT, SXT Plus | US8981 |
| 3.6L V6 3604cc 220 CID | 2013 | SXT | US8981 |
| 3.6L V6 3604cc 220 CID | 2014 | Rallye Redline, SXT | US8981 |
| 5.7L V8 345 CID | 2009-2010 | R/T | US8979 |
| 5.7L V8 345 CID | 2011-2013 | R/T | US8971 |
| 5.7L V8 345 CID | 2012 | R/T Classic, R/T | US8971 |
| 6.1L V8 6059cc 370 CID | 2008-2010 | SRT8 | US8940 |
| 6.4L V8 6424cc 392 CID | 2011-2013 | SRT8 | US8971 |
| CHALLENGER (MEX) | | | |
| 3.6L V6 3604cc 220 CID | 2013-2014 | Rallye Redline, SXT | US8981 |
| 3.6L V6 3604cc 220 CID | 2015-2016 | Black Line | US8981 |

| Engine | Years | Application Description | USMW |
|--------------------------|-----------|---------------------------------|---------|
| DODGE (CONT.) | | | |
| CHARGER | | | |
| 1.6L L4 1595cc 97 CID | 1984 | Base | US7113 |
| 2.2L L4 135 CID | 1984 | High performance - Shelby | US7110H |
| 2.2L L4 135 CID | 1984 | Shelby | US7110 |
| 2.2L L4 135 CID | 1985-1986 | 2.2, Shelby | US7110 |
| 2.2L L4 135 CID | 1985-1986 | High performance - 2.2, Shelby | US7110H |
| 2.2L L4 135 CID | 1987 | Base, Shelby | US7110 |
| 2.2L L4 135 CID | 1987 | High performance - Base, Shelby | US7110H |
| 2.7L V6 2700cc 167 CID | 2006 | Base | US7161 |
| 2.7L V6 2700cc 167 CID | 2007 | Base, SE | US7161 |
| 2.7L V6 2700cc 167 CID | 2008-2010 | SE | US6217 |
| 3.5L V6 3497cc 215 CID | 2006-2010 | SE, SXT | US8951 |
| 3.6L V6 3604cc 220 CID | 2011 | SE | US8981 |
| 3.6L V6 3604cc 220 CID | 2012 | SXT, SXT Plus, SE | US8981 |
| 3.6L V6 3604cc 220 CID | 2013 | SE, SXT | US8981 |
| 3.6L V6 3604cc 220 CID | 2014-2015 | Pursuit, SE, SXT | US8981 |
| 3.7L L6 3687cc 225 CID | 1976 | Main | US7100 |
| 4.5L V8 4473cc 273 CID | 1967 | Main | US919 |
| 5.2L V8 318 CID | 1967-1969 | Main | US919 |
| 5.2L V8 318 CID | 1975-1978 | High performance - Main | US1053H |
| 5.2L V8 318 CID | 1975-1978 | Main | US1053 |
| 5.2L V8 5212cc 318 CID | 1966-1969 | Main | US919 |
| 5.7L V8 345 CID | 2006 | Daytona R/T, R/T | US8940 |
| 5.7L V8 345 CID | 2007 | R/T | US8940 |
| 5.7L V8 345 CID | 2008 | R/T, SE | US8940 |
| 5.7L V8 345 CID | 2009-2010 | R/T, SE | US8979 |
| 5.7L V8 345 CID | 2011-2012 | R/T, SE | US8971 |
| 5.9L V8 360 CID | 1975-1978 | High performance - Main | US1053H |
| 5.9L V8 360 CID | 1975-1978 | Main | US1053 |
| 6.1L V8 6059cc 370 CID | 2006-2010 | SRT8 | US8940 |
| 6.4L V8 6424cc 392 CID | 2012 | SRT8 | US8971 |
| 6.6L V8 400 CID | 1975-1978 | Main | US1040 |
| CHARGER (MEX) | | | |
| 5.2L V8 5200cc 318 CID | 1970-1971 | | US1053 |
| 5.9L V8 5900cc 360 CID | 1972 | | US1053 |
| CHARGER SXT (MEX) | | | |
| 3.6L V6 3604cc 220 CID | 2011 | | US8981 |
| COLT | | | |
| 1.4L L4 1410cc | 1979 | Main | US7106 |
| 1.4L L4 1410cc | 1980 | Base | US7106 |
| 1.4L L4 1410cc | 1981 | Base | US7115 |
| 1.4L L4 1410cc | 1982-1983 | Base, Deluxe | US7115 |
| 1.4L L4 1410cc | 1984 | DL, E | US7115 |
| 1.5L L4 1468cc 90 CID | 1985-1987 | DL, E, Premier | US7115 |
| 1.5L L4 1468cc 90 CID | 1988 | Base, DL, E, Premier | US7115 |
| 1.5L L4 1468cc 90 CID | 1989 | Base, DL, GT, E | US7115 |
| 1.5L L4 1468cc 90 CID | 1990 | Base, DL, GT, GL | US7115 |
| 1.5L L4 1468cc 90 CID | 1991-1993 | Base, GL | US7115 |
| 1.5L L4 1468cc 90 CID | 1994 | Base, ES | US7115 |
| 1.6L L4 1597cc 98 CID | 1975-1977 | Main | US1012 |
| 1.6L L4 1597cc 98 CID | 1978 | Main | US7105 |
| 1.6L L4 1597cc 98 CID | 1979 | Main | US7104 |
| 1.6L L4 1597cc 98 CID | 1980 | Base, Custom | US7104 |
| 1.6L L4 1597cc 98 CID | 1981 | Custom | US7108 |
| 1.6L L4 1597cc 98 CID | 1982 | Custom, Deluxe | US7108 |
| 1.6L L4 1597cc 98 CID | 1983 | Base, Custom, Deluxe | US7108 |
| 1.6L L4 1597cc 98 CID | 1984 | DL | US7108 |
| 1.6L L4 1597cc 98 CID | 1985-1986 | DL, Premier | US7108 |
| 1.6L L4 1597cc 98 CID | 1987-1988 | Premier | US7108 |
| 1.6L L4 1597cc 98 CID | 1989-1990 | GT | US7131 |
| 1.8L L4 1754cc 107 CID | 1989-1990 | DL | US7108 |
| 1.8L L4 1834cc 112 CID | 1993 | Base, GL | US7135 |
| 1.8L L4 1834cc 112 CID | 1994 | Base, ES | US7135 |
| 2.0L L4 1995cc 122 CID | 1975 | Main | US1124 |
| 2.0L L4 1995cc 122 CID | 1976-1977 | Main | US7116 |
| 2.0L L4 1995cc 122 CID | 1984 | Vista | US7118 |
| 2.0L L4 1997cc 122 CID | 1985-1991 | Vista | US7118 |

| Engine | Years | Application Description | USMW |
|------------------------|-----------|-----------------------------------|---------|
| 2.0L L4 1997cc 122 CID | 1986 | Vista, Vista Custom | US7118 |
| 2.6L L4 2555cc 156 CID | 1978-1979 | Main | US7116 |
| 2.6L L4 2555cc 156 CID | 1980 | Base | US7116 |
| CONQUEST | | | |
| 2.6L L4 2555cc 156 CID | 1984 | Base | US7115 |
| 2.6L L4 2555cc 156 CID | 1985-1986 | Base | US7120 |
| 2.6L L4 2555cc 156 CID | 1985 | Base | US7116 |
| CORONET | | | |
| 3.7L L6 3687cc 225 CID | 1975-1976 | Main | US7100 |
| 4.5L V8 273 CID | 1965-1968 | Main | US919 |
| 4.5L V8 4473cc 273 CID | 1965-1968 | Main | US919 |
| 5.2L V8 318 CID | 1965-1969 | Main | US919 |
| 5.2L V8 318 CID | 1975-1976 | High performance - Main | US1053H |
| 5.2L V8 318 CID | 1975-1976 | Main | US1053 |
| 5.2L V8 5212cc 318 CID | 1965-1969 | Main | US919 |
| 5.9L V8 360 CID | 1975-1976 | High performance - Main | US1053H |
| 5.9L V8 360 CID | 1975-1976 | Main | US1053 |
| 6.6L V8 400 CID | 1975-1976 | Main | US1040 |
| 7.2L V8 440 CID | 1975-1976 | Main | US1040 |
| CORONET (MEX) | | | |
| 3.7L L6 3700cc 225 CID | 1965-1970 | | US7100 |
| 5.2L V8 5200cc 318 CID | 1967-1969 | | US919 |
| 5.2L V8 5200cc 318 CID | 1970-1971 | | US1053 |
| D100 | | | |
| 3.7L L6 3687cc 225 CID | 1975-1979 | Main | US7100 |
| 3.7L L6 3687cc 225 CID | 1985-1987 | Custom | US7100 |
| 3.9L V6 3906cc 239 CID | 1988-1989 | Custom | US1053 |
| 3.9L V6 3906cc 239 CID | 1988-1989 | High performance - Custom | US1053H |
| 5.2L V8 5211cc 318 CID | 1975-1978 | High performance - Main | US1053H |
| 5.2L V8 5211cc 318 CID | 1975-1978 | Main | US1053 |
| 5.2L V8 5211cc 318 CID | 1979 | High performance - Main; Air Pump | US1053H |
| 5.2L V8 5211cc 318 CID | 1979 | Main; Air Pump | US1053 |
| 5.2L V8 5211cc 318 CID | 1985-1989 | Custom | US1053 |
| 5.2L V8 5211cc 318 CID | 1985-1989 | High performance - Custom | US1053H |
| 5.9L V8 360 CID | 1975-1978 | High performance - Main | US1053H |
| 5.9L V8 360 CID | 1975-1978 | Main | US1053 |
| 5.9L V8 360 CID | 1979 | High performance - Main; Air Pump | US1053H |
| 5.9L V8 360 CID | 1979 | Main; Air Pump | US1053 |
| 5.9L V8 360 CID | 1985-1988 | Custom | US1053 |
| 5.9L V8 360 CID | 1985-1988 | High performance - Custom | US1053H |
| 6.6L V8 400 CID | 1976-1978 | Main | US1040 |
| 7.2L V8 440 CID | 1975-1978 | Main | US1040 |
| D100 (MEX) | | | |
| 3.7L L6 3700cc 225 CID | 1970-1974 | Inclined engine | US7100 |
| D100 PICKUP | | | |
| 5.2L V8 318 CID | 1968-1969 | Main | US919 |
| 5.2L V8 5212cc 318 CID | 1968-1969 | Main | US919 |
| D100 SERIES | | | |
| 5.2L V8 5212cc 318 CID | 1960-1967 | Main | US919 |
| D150 | | | |
| 3.7L L6 3687cc 225 CID | 1977-1979 | Main | US7100 |
| 3.7L L6 3687cc 225 CID | 1980-1987 | Base | US7100 |
| 3.7L L6 3687cc 225 CID | 1982-1983 | Base, Miser | US7100 |
| 3.9L V6 3906cc 239 CID | 1988-1989 | Base | US1053 |
| 3.9L V6 3906cc 239 CID | 1988-1989 | High performance - Base | US1053H |
| 3.9L V6 3906cc 239 CID | 1990-1991 | Base, S | US1053 |
| 3.9L V6 3906cc 239 CID | 1990-1991 | High performance - Base, S | US1053H |
| 3.9L V6 3906cc 239 CID | 1992 | Base | US7159 |
| 3.9L V6 3906cc 239 CID | 1993 | Base | US7160 |
| 5.2L V8 5211cc 318 CID | 1977-1978 | High performance - Main | US1053H |
| 5.2L V8 5211cc 318 CID | 1977-1978 | Main | US1053 |
| 5.2L V8 5211cc 318 CID | 1979 | High performance - Main; Air Pump | US1053H |
| 5.2L V8 5211cc 318 CID | 1979 | Main; Air Pump | US1053 |
| 5.2L V8 5211cc 318 CID | 1980-1989 | Base | US1053 |
| 5.2L V8 5211cc 318 CID | 1980-1989 | High performance - Base | US1053H |
| 5.2L V8 5211cc 318 CID | 1982-1983 | Base, Miser | US1053 |
| 5.2L V8 5211cc 318 CID | 1982-1983 | High performance - Base, Miser | US1053H |
| 5.2L V8 5211cc 318 CID | 1990-1991 | Base, S | US1053 |

| Engine | Years | Application Description | USMW |
|------------------------|-----------|--|---------|
| DODGE (CONT.) | | | |
| D150 (CONT.) | | | |
| 5.2L V8 5211cc 318 CID | 1990-1991 | High performance - Base, S | US1053H |
| 5.2L V8 5211cc 318 CID | 1992 | Base | US7159 |
| 5.2L V8 5211cc 318 CID | 1993 | Base | US7160 |
| 5.9L V8 360 CID | 1977-1978 | High performance - Main | US1053H |
| 5.9L V8 360 CID | 1977-1978 | Main | US1053 |
| 5.9L V8 360 CID | 1979 | High performance - Main; Air Pump | US1053H |
| 5.9L V8 360 CID | 1979 | Main; Air Pump | US1053 |
| 5.9L V8 360 CID | 1980-1991 | Base | US1053 |
| 5.9L V8 360 CID | 1980-1991 | High performance - Base | US1053H |
| 5.9L V8 360 CID | 1982 | Base, Main (Mex), Miser | US1053 |
| 5.9L V8 360 CID | 1982 | High performance - Base, Main (Mex), Miser | US1053H |
| 5.9L V8 360 CID | 1983 | High performance - Main (Mex) | US1053H |
| 5.9L V8 360 CID | 1983 | Main (Mex) | US1053 |
| 5.9L V8 360 CID | 1993 | Base | US7160 |
| 6.6L V8 400 CID | 1977-1978 | Main | US1040 |
| 7.2L V8 440 CID | 1978 | Main | US1040 |
| D150 (MEX) | | | |
| 3.7L L6 3700cc 225 CID | 1980 | | US7100 |
| 3.7L L6 3700cc 225 CID | 1988-1990 | Inclined engine | US7100 |
| 5.9L V8 5900cc 360 CID | 1980-1990 | | US1053 |
| D200 | | | |
| 3.7L L6 3687cc 225 CID | 1975-1979 | Main | US7100 |
| 3.7L L6 3687cc 225 CID | 1980 | Base | US7100 |
| 5.2L V8 5211cc 318 CID | 1975-1978 | High performance - Main | US1053H |
| 5.2L V8 5211cc 318 CID | 1975-1978 | Main | US1053 |
| 5.2L V8 5211cc 318 CID | 1979 | High performance - Main; Air Pump | US1053H |
| 5.2L V8 5211cc 318 CID | 1979 | Main; Air Pump | US1053 |
| 5.2L V8 5211cc 318 CID | 1980 | Base | US1053 |
| 5.2L V8 5211cc 318 CID | 1980 | High performance - Base | US1053H |
| 5.9L V8 360 CID | 1975-1978 | High performance - Main | US1053H |
| 5.9L V8 360 CID | 1975-1978 | Main | US1053 |
| 5.9L V8 360 CID | 1979 | High performance - Main; Air Pump | US1053H |
| 5.9L V8 360 CID | 1979 | Main; Air Pump | US1053 |
| 5.9L V8 360 CID | 1980 | Base | US1053 |
| 5.9L V8 360 CID | 1980 | High performance - Base | US1053H |
| 6.6L V8 400 CID | 1975-1978 | Main | US1040 |
| 7.2L V8 440 CID | 1975-1978 | Main | US1040 |
| D200 PICKUP | | | |
| 5.2L V8 318 CID | 1968-1969 | Main | US919 |
| 5.2L V8 5212cc 318 CID | 1968-1969 | Main | US919 |
| D200 SERIES | | | |
| 5.2L V8 5212cc 318 CID | 1960-1967 | Main | US919 |
| D250 | | | |
| 3.7L L6 3687cc 225 CID | 1981-1987 | Base | US7100 |
| 3.9L V6 3906cc 239 CID | 1988-1991 | Base | US1053 |
| 3.9L V6 3906cc 239 CID | 1988-1991 | High performance - Base | US1053H |
| 3.9L V6 3906cc 239 CID | 1992 | Base | US7159 |
| 3.9L V6 3906cc 239 CID | 1993 | Base | US7160 |
| 5.2L V8 5211cc 318 CID | 1981-1991 | Base | US1053 |
| 5.2L V8 5211cc 318 CID | 1981-1991 | High performance - Base | US1053H |
| 5.2L V8 5211cc 318 CID | 1992 | Base | US7159 |
| 5.2L V8 5211cc 318 CID | 1993 | Base | US7160 |
| 5.9L L6 359 CID | 1989-1993 | Base | US7145 |
| 5.9L V8 360 CID | 1981-1992 | Base | US1053 |
| 5.9L V8 360 CID | 1981-1992 | High performance - Base | US1053H |
| 5.9L V8 360 CID | 1993 | Base | US7160 |
| D250 (MEX) | | | |
| 5.9L V8 5900cc 360 CID | 1989-1990 | | US1053 |
| D300 | | | |
| 3.7L L6 3687cc 225 CID | 1975-1978 | Main | US7100 |
| 5.2L V8 5211cc 318 CID | 1975-1978 | High performance - Main | US1053H |
| 5.2L V8 5211cc 318 CID | 1975-1978 | Main | US1053 |
| 5.2L V8 5211cc 318 CID | 1979 | High performance - Main; Air Pump | US1053H |
| 5.2L V8 5211cc 318 CID | 1979 | Main; Air Pump | US1053 |
| 5.2L V8 5211cc 318 CID | 1980 | Base | US1053 |
| 5.2L V8 5211cc 318 CID | 1980 | High performance - Base | US1053H |

| Engine | Years | Application Description | USMW |
|------------------------|-----------|---|---------|
| 5.9L V8 360 CID | 1975-1978 | High performance - Main | US1053H |
| 5.9L V8 360 CID | 1975-1978 | Main | US1053 |
| 5.9L V8 360 CID | 1979 | High performance - Main; Air Pump | US1053H |
| 5.9L V8 360 CID | 1979 | Main; Air Pump | US1053 |
| 5.9L V8 360 CID | 1980 | Base | US1053 |
| 5.9L V8 360 CID | 1980 | High performance - Base | US1053H |
| 6.6L V8 400 CID | 1976-1978 | Main | US1040 |
| 7.2L V8 440 CID | 1975-1978 | Main | US1040 |
| D300 (MEX) | | | |
| 3.7L L6 3700cc 225 CID | 1967-1979 | Inclined engine | US7100 |
| D300 PICKUP | | | |
| 5.2L V8 318 CID | 1968-1969 | Main | US919 |
| 5.2L V8 5212cc 318 CID | 1968-1969 | Main | US919 |
| D300 SERIES | | | |
| 5.2L V8 5212cc 318 CID | 1960-1967 | Main | US919 |
| D350 | | | |
| 5.2L V8 5211cc 318 CID | 1981-1983 | Base | US1053 |
| 5.2L V8 5211cc 318 CID | 1981-1983 | High performance - Base | US1053H |
| 5.9L L6 359 CID | 1989-1993 | Base | US7145 |
| 5.9L V8 360 CID | 1981-1992 | Base | US1053 |
| 5.9L V8 360 CID | 1981-1992 | High performance - Base | US1053H |
| 5.9L V8 360 CID | 1993 | Base | US7160 |
| D350 (MEX) | | | |
| 3.7L L6 3700cc 225 CID | 1980 | | US7100 |
| 3.7L L6 3700cc 225 CID | 1981-1990 | Inclined engine | US7100 |
| 5.2L V8 5200cc 318 CID | 1980-1982 | | US1053 |
| 5.9L V8 5900cc 360 CID | 1980-1990 | | US1053 |
| D400 | | | |
| 5.9L V8 360 CID | 1980-1981 | Base | US1053 |
| 5.9L V8 360 CID | 1980-1981 | High performance - Base | US1053H |
| D450 | | | |
| 5.9L V8 360 CID | 1980-1981 | Base | US1053 |
| 5.9L V8 360 CID | 1980-1981 | High performance - Base | US1053H |
| D50 | | | |
| 2.0L L4 1995cc 122 CID | 1979 | Main | US7116 |
| 2.0L L4 1995cc 122 CID | 1980 | Base | US7116 |
| 2.0L L4 1997cc 122 CID | 1981-1982 | Custom | US7116 |
| 2.6L L4 2555cc 156 CID | 1979 | Main | US7116 |
| 2.6L L4 2555cc 156 CID | 1980 | Sport | US7116 |
| 2.6L L4 2555cc 156 CID | 1981 | Royal, Sport | US7116 |
| 2.6L L4 2555cc 156 CID | 1982 | Custom, Royal, Sport | US7116 |
| DAKOTA | | | |
| 2.2L L4 135 CID | 1987 | Base, LE, SE | US7110 |
| 2.2L L4 135 CID | 1987 | High performance - Base, LE, SE | US7110H |
| 2.2L L4 135 CID | 1988 | Base, LE, SE, Sport | US7110 |
| 2.2L L4 135 CID | 1988 | High performance - Base, LE, SE, Sport | US7110H |
| 2.5L L4 2507cc 153 CID | 1989 | Base, LE, SE, Sport | US7122 |
| 2.5L L4 2507cc 153 CID | 1990-1991 | Base, LE, S, SE | US7127 |
| 2.5L L4 2507cc 153 CID | 1992-1993 | Base, LE, S, Sport | US7127 |
| 2.5L L4 2507cc 153 CID | 1994-1995 | Base, SLT, WS, Sport | US7127 |
| 2.5L L4 2507cc 153 CID | 1996 | Base, Sport, SLT, WS | US7136 |
| 2.5L L4 2507cc 153 CID | 1997-2001 | Base, Sport, SLT | US7136 |
| 2.5L L4 2507cc 153 CID | 2002 | Base, Sport | US7136 |
| 3.7L V6 226 CID | 2004 | Base, SLT Plus, Sport Plus, Stampede, SLT, SXT, Sport | US7163 |
| 3.7L V6 226 CID | 2005 | Laramie, SLT, Sport, ST | US7163 |
| 3.7L V6 226 CID | 2006-2007 | Laramie, SLT, ST | US7163 |
| 3.7L V6 226 CID | 2008 | SLT, Sport, SXT, TRX, ST, TRX4 | US7163 |
| 3.7L V6 226 CID | 2009 | Big Horn, Lone Star, ST, TRX4 | US7163 |
| 3.7L V6 226 CID | 2010 | Big Horn, Lone Star, Laramie, ST | US7163 |
| 3.9L V6 3906cc 239 CID | 1987 | Base, LE, SE | US1053 |
| 3.9L V6 3906cc 239 CID | 1987 | High performance - Base, LE, SE | US1053H |
| 3.9L V6 3906cc 239 CID | 1988-1989 | Base, LE, SE, Sport | US1053 |
| 3.9L V6 3906cc 239 CID | 1988-1989 | High performance - Base, LE, SE, Sport | US1053H |
| 3.9L V6 3906cc 239 CID | 1990-1991 | Base, LE, SE, S, Sport | US1053 |
| 3.9L V6 3906cc 239 CID | 1990-1991 | High performance - Base, LE, SE, S, Sport | US1053H |
| 3.9L V6 3906cc 239 CID | 1992 | Base, LE, S, Sport | US7159 |
| 3.9L V6 3906cc 239 CID | 1993 | Base, Sport, LE, S | US7160 |

| Engine | Years | Application Description | USMW |
|------------------------|-----------|---|----------|
| DODGE (CONT.) | | | |
| DAKOTA (CONT.) | | | |
| 3.9L V6 3906cc 239 CID | 1994-1996 | Base, Sport, SLT, WS | US7160 |
| 3.9L V6 3906cc 239 CID | 1997-2003 | Base, Sport, SLT | US7160 |
| 3.9L V6 3906cc 239 CID | 2002 | Base, Sport, SLT, SXT | US7160 |
| 4.7L V8 285 CID | 2002 | Base, SLT, Sport, SXT | US7163 |
| 4.7L V8 285 CID | 2003 | Base, SLT, Sport | US7163 |
| 4.7L V8 285 CID | 2004 | SLT Plus, Sport Plus, SLT, Sport | US7163 |
| 4.7L V8 285 CID | 2005-2007 | Laramie, SLT, ST | US7163 |
| 4.7L V8 285 CID | 2008 | FLEX; SLT, FLEX; SXT, TRX, Sport, Laramie, TRX4 | US7163 |
| 4.7L V8 285 CID | 2009-2010 | Big Horn, Lone Star, Laramie, TRX4 | US7163 |
| 4.7L V8 287 CID | 2000-2001 | Base, SLT, Sport | US7163 |
| 5.2L V8 5211cc 318 CID | 1989 | High performance - Shelby | US1053H |
| 5.2L V8 5211cc 318 CID | 1989 | Shelby | US1053 |
| 5.2L V8 5211cc 318 CID | 1990 | Base, LE, SE | US7128 |
| 5.2L V8 5211cc 318 CID | 1991 | Base, LE, SE, S, Sport | US7128 |
| 5.2L V8 5211cc 318 CID | 1992 | Base, LE, S, Sport | US7159 |
| 5.2L V8 5211cc 318 CID | 1993 | Base, Sport, LE, S | US7160 |
| 5.2L V8 5211cc 318 CID | 1994-1996 | Base, Sport, SLT, WS | US7160 |
| 5.2L V8 5211cc 318 CID | 1997-1999 | Base, Sport, SLT | US7160 |
| 5.9L V8 360 CID | 1998-1999 | R/T | US7160 |
| 5.9L V8 360 CID | 2000-2003 | R/T, SLT, Sport | US7160 |
| DAKOTA (MEX) | | | |
| 3.7L V6 3701cc 226 CID | 2010-2012 | SLT | US7163 |
| DART | | | |
| 2.0L L4 1995cc 122 CID | 2013 | Limited, Rallye, SE, SXT | US6038 |
| 2.0L L4 1995cc 122 CID | 2014-2015 | SE, SXT | US6038 |
| 2.4L L4 2360cc 144 CID | 2013 | GT, R/T | US6038 |
| 2.4L L4 2360cc 144 CID | 2014-2015 | GT, Limited, SXT | US6038 |
| 3.7L V6 3687cc 225 CID | 1975-1976 | Main | US7100 |
| 3.7L V6 3687cc 225 CID | 1977 | Base; Main (Mex) | US7100 |
| 4.5L V8 273 CID | 1964-1969 | Main | US919 |
| 4.5L V8 4473cc 273 CID | 1964-1969 | Main | US919 |
| 5.2L V8 318 CID | 1960-1969 | Main | US919 |
| 5.2L V8 318 CID | 1975-1976 | High performance - Main | US1053H |
| 5.2L V8 318 CID | 1975-1976 | Main | US1053 |
| 5.2L V8 5212cc 318 CID | 1960-1969 | Main | US919 |
| 5.6L V8 340 CID | 1968-1969 | Main | US919 |
| 5.6L V8 5572cc 340 CID | 1968-1969 | Main | US919 |
| 5.9L V8 360 CID | 1975-1976 | High performance - Main | US1053H |
| 5.9L V8 360 CID | 1975-1976 | Main | US1053 |
| 5.9L V8 360 CID | 1982 | High performance - Main (Mex) | US1053H |
| 5.9L V8 360 CID | 1982 | Main (Mex) | US1053 |
| DART (MEX) | | | |
| 2.2L L4 2200cc 135 CID | 1982-1988 | K | US7110 |
| 2.2L L4 2200cc 135 CID | 1989 | K | US7122 |
| 3.7L V6 3700cc 225 CID | 1965-1966 | | US7100 |
| 3.7L V6 3700cc 225 CID | 1967-1977 | Inclined engine, | US7100 |
| 3.7L V6 3700cc 225 CID | 1978-1982 | Inclined engine | US7100 |
| 5.9L V8 5900cc 360 CID | 1977-1982 | | US1053 |
| DAYTONA | | | |
| 2.2L L4 135 CID | 1984-1986 | Base | US7110 |
| 2.2L L4 135 CID | 1984-1986 | High performance - Base | US7110H |
| 2.2L L4 135 CID | 1987-1988 | Base, Shelby Z | US7110 |
| 2.2L L4 135 CID | 1987-1988 | High performance - Base, Shelby Z | US7110H |
| 2.2L L4 135 CID | 1989 | Base, Shelby | US7122 |
| 2.2L L4 135 CID | 1990 | Base, Shelby | US7127 |
| 2.2L L4 135 CID | 1992-1993 | Iroc R/T | US7139 |
| 2.5L L4 2507cc 153 CID | 1986-1988 | Base | US7110 |
| 2.5L L4 2507cc 153 CID | 1986-1988 | High performance - Base | US7110H |
| 2.5L L4 2507cc 153 CID | 1989 | Base, ES, ES Turbo, Shelby | US7122 |
| 2.5L L4 2507cc 153 CID | 1990 | Base, ES, ES Turbo, Shelby | US7127 |
| 2.5L L4 2507cc 153 CID | 1991 | Base, ES, Iroc, Shelby | US7127 |
| 2.5L L4 2507cc 153 CID | 1992 | Base, ES, Iroc | US7127 |
| 2.5L L4 2507cc 153 CID | 1993 | Base, ES | US7127 |
| 3.0L V6 2972cc 181 CID | 1990 | Base, ES | US7121 |
| 3.0L V6 2972cc 181 CID | 1990 | Base, ES; With back plate housing | US7121-2 |

| Engine | Years | Application Description | USMW |
|------------------------|-----------|---|----------|
| 3.0L V6 2972cc 181 CID | 1991-1993 | Base, ES, Iroc | US7121 |
| 3.0L V6 2972cc 181 CID | 1991-1993 | Base, ES, Iroc; With back plate housing | US7121-2 |
| DIPLOMAT | | | |
| 3.7L V6 3687cc 225 CID | 1978-1979 | Main | US7100 |
| 3.7L V6 3687cc 225 CID | 1980 | Base, Medallion, Salon | US7100 |
| 3.7L V6 3687cc 225 CID | 1981-1983 | Base, Medallion, Salon, Sport | US7100 |
| 5.2L V8 318 CID | 1977-1978 | High performance - Main | US1053H |
| 5.2L V8 318 CID | 1977-1978 | Main | US1053 |
| 5.2L V8 318 CID | 1979 | High performance - Main; Air Pump | US1053H |
| 5.2L V8 318 CID | 1979 | Main; Air Pump | US1053 |
| 5.2L V8 318 CID | 1980-1981 | Base, Medallion, Salon | US1053 |
| 5.2L V8 318 CID | 1980-1981 | High performance - Base, Medallion, Salon | US1053H |
| 5.2L V8 318 CID | 1982-1983 | Medallion, Salon | US1053 |
| 5.2L V8 318 CID | 1982 | High performance - Medallion; VIN K, Medallion; VIN M, Salon; VIN K, Salon; VIN L, Salon; VIN M, Salon; VIN N | US1053H |
| 5.2L V8 318 CID | 1983 | High performance - Medallion, Salon | US1053H |
| 5.2L V8 318 CID | 1984-1989 | High performance - Salon, S, SE | US1053H |
| 5.2L V8 318 CID | 1984-1989 | Salon, S, SE | US1053 |
| 5.2L V8 5211cc 318 CID | 1983 | High performance - Medallion | US1053H |
| 5.2L V8 5211cc 318 CID | 1983 | Medallion | US1053 |
| 5.2L V8 5211cc 318 CID | 1985 | High performance - Salon, SE | US1053H |
| 5.2L V8 5211cc 318 CID | 1985 | Salon, SE | US1053 |
| 5.9L V8 360 CID | 1978 | High performance - Main | US1053H |
| 5.9L V8 360 CID | 1978 | Main | US1053 |
| 5.9L V8 360 CID | 1979 | High performance - Main; Air Pump | US1053H |
| 5.9L V8 360 CID | 1979 | Main; Air Pump | US1053 |
| DM350 (MEX) | | | |
| 5.9L V8 5904cc 360 CID | 1991 | | US1053 |
| DURANGO | | | |
| 3.6L V6 3604cc 220 CID | 2011 | Citadel, Crew, Express, Heat | US8981 |
| 3.6L V6 3604cc 220 CID | 2012-2013 | Citadel, Crew, Special Service, SXT | US8981 |
| 3.6L V6 3604cc 220 CID | 2014-2015 | Citadel, Rally, Special Service, SXT | US8981 |
| 3.7L V6 226 CID | 2004-2005 | SLT, ST | US7163 |
| 3.7L V6 226 CID | 2006-2008 | SLT, SXT | US7163 |
| 3.7L V6 226 CID | 2009 | SE, SLT | US7163 |
| 3.9L V6 3906cc 239 CID | 1998 | Base, SLT | US7160 |
| 3.9L V6 3906cc 239 CID | 1999 | Base, SLT, SLT Plus | US7160 |
| 4.7L V8 285 CID | 2002 | SLT Plus, SLT, Sport | US7163 |
| 4.7L V8 285 CID | 2003 | SLT Plus, SLT, Sport, SXT | US7163 |
| 4.7L V8 285 CID | 2004 | Limited, SLT, ST | US7163 |
| 4.7L V8 285 CID | 2005 | Limited, SLT, ST, SXT | US7163 |
| 4.7L V8 285 CID | 2006-2008 | Adventurer, Limited, SLT, SXT | US7163 |
| 4.7L V8 285 CID | 2009 | Limited, SLT, SE | US7163 |
| 4.7L V8 287 CID | 2000 | Base, SLT, SLT Plus, Sport | US7163 |
| 4.7L V8 287 CID | 2001 | Base, SLT | US7163 |
| 5.2L V8 5211cc 318 CID | 1998 | Base, SLT | US7160 |
| 5.2L V8 5211cc 318 CID | 1999 | Base, SLT, SLT Plus | US7160 |
| 5.2L V8 5211cc 318 CID | 2000 | Base, SLT, SLT Plus, Sport | US7160 |
| 5.7L V8 345 CID | 2004 | Limited, SLT | US7168 |
| 5.7L V8 345 CID | 2005 | Limited, SLT, ST | US7168 |
| 5.7L V8 345 CID | 2006-2008 | Adventurer, Limited, SLT | US7168 |
| 5.7L V8 345 CID | 2007 | Adventurer, Limited, SLT, SXT | US7168 |
| 5.7L V8 345 CID | 2009 | EZD Desig.; Limited, EZH Desig.; Limited, SE, SLT | US6341 |
| 5.7L V8 345 CID | 2011 | Citadel, Crew, R/T | US8971 |
| 5.7L V8 345 CID | 2012 | Citadel, Crew, R/T, Special Service | US8971 |
| 5.9L V8 360 CID | 1998 | Base, SLT | US7160 |
| 5.9L V8 360 CID | 1999 | Base, SLT, SLT Plus | US7160 |
| 5.9L V8 360 CID | 2000 | Base, R/T, Sport, SLT, SLT Plus | US7160 |
| 5.9L V8 360 CID | 2001 | Base, R/T, SLT | US7160 |
| 5.9L V8 360 CID | 2002 | R/T; SLT, SLT Plus, Sport | US7160 |
| 5.9L V8 360 CID | 2003 | R/T, SLT, SLT Plus, Sport, SXT | US7160 |
| DURANGO (MEX) | | | |
| 3.6L V6 3604cc 220 CID | 2012 | Crew Luxe | US8981 |
| 3.6L V6 3604cc 220 CID | 2013 | Crew Luxe, SXT | US8981 |
| 3.6L V6 3604cc 220 CID | 2014-2015 | Limited | US8981 |
| 5.2L V8 5215cc 318 CID | 1998 | | US7160 |
| 5.7L V8 5654cc 345 CID | 2012-2013 | Crew Luxe | US8971 |

| Engine | Years | Application Description | USMW |
|------------------------|-----------|--|----------|
| DODGE (CONT.) | | | |
| DYNASTY | | | |
| 2.5L L4 2507cc 153 CID | 1988 | Base, LE | US7110 |
| 2.5L L4 2507cc 153 CID | 1988 | High performance - Base, LE | US7110H |
| 2.5L L4 2507cc 153 CID | 1989 | Base | US7122 |
| 2.5L L4 2507cc 153 CID | 1990-1993 | Base | US7127 |
| 3.0L V6 2972cc 181 CID | 1988-1990 | Base, LE | US7121 |
| 3.0L V6 2972cc 181 CID | 1988-1990 | Base; LE; With back plate housing | US7121-2 |
| 3.0L V6 2972cc 181 CID | 1991-1993 | Base, LS | US7121 |
| 3.0L V6 2972cc 181 CID | 1991-1993 | Base; LS; With back plate housing | US7121-2 |
| 3.3L V6 3301cc 201 CID | 1990 | LE | US7126 |
| 3.3L V6 3301cc 201 CID | 1991-1993 | Base, LS | US7126 |
| GRAND CARAVAN | | | |
| 2.4L L4 2429cc 148 CID | 1996 | Base, SE; Hydraulic Tensioner | US7153 |
| 2.4L L4 2429cc 148 CID | 1996 | Base, SE; Mechanical Tensioner | US7156 |
| 2.4L L4 2429cc 148 CID | 1997 | Base, SE | US7156 |
| 2.5L L4 2507cc 153 CID | 1988 | High performance - SE | US7110H |
| 2.5L L4 2507cc 153 CID | 1988 | SE | US7110 |
| 3.0L V6 2972cc 181 CID | 1988-1989 | LE, SE | US7121 |
| 3.0L V6 2972cc 181 CID | 1988-1989 | LE; SE; With back plate housing | US7121-2 |
| 3.0L V6 2972cc 181 CID | 1992 | Base, ES, SE | US7121 |
| 3.0L V6 2972cc 181 CID | 1992 | Base; ES; SE; With back plate housing | US7121-2 |
| 3.0L V6 2972cc 181 CID | 1993 | Base | US7121 |
| 3.0L V6 2972cc 181 CID | 1993 | Base; With back plate housing | US7121-2 |
| 3.0L V6 2972cc 181 CID | 1994-1997 | Base, SE | US7121 |
| 3.0L V6 2972cc 181 CID | 1994-1997 | Base; SE; With back plate housing | US7121-2 |
| 3.0L V6 2972cc 181 CID | 1998-1999 | Base, ES, LE, SE | US7121 |
| 3.0L V6 2972cc 181 CID | 1998-1999 | Base; ES; LE; SE; With back plate housing | US7121-2 |
| 3.0L V6 2972cc 181 CID | 2000 | Base, SE, Sport | US7121 |
| 3.0L V6 2972cc 181 CID | 2000 | Base; SE; Sport; With back plate housing | US7121-2 |
| 3.3L V6 3301cc 201 CID | 1990-1996 | LE, SE | US7126 |
| 3.3L V6 3301cc 201 CID | 1992 | Base, ES, LE, SE | US7126 |
| 3.3L V6 3301cc 201 CID | 1993-1995 | ES, LE, SE | US7126 |
| 3.3L V6 3301cc 201 CID | 1997-2000 | Base, SE, ES, LE | US7126 |
| 3.3L V6 3301cc 201 CID | 2001 | ES, SE, Sport | US7165 |
| 3.3L V6 3301cc 201 CID | 2002 | EL, SE, Sport | US7165 |
| 3.3L V6 3301cc 201 CID | 2003 | Base, EL, SE, Sport | US7165 |
| 3.3L V6 3301cc 201 CID | 2004 | C/V, SE | US7165 |
| 3.3L V6 3301cc 201 CID | 2005 | C/V, SE, SE Plus | US7165 |
| 3.3L V6 3301cc 201 CID | 2006-2007 | Base, SE | US7165 |
| 3.3L V6 3301cc 201 CID | 2008 | C/V; FLEX, C/V; GAS, FLEX; SE, GAS; SE | US6231 |
| 3.3L V6 3301cc 201 CID | 2009-2010 | C/V, SE | US6231 |
| 3.6L V6 3604cc 220 CID | 2011 | R/T C/V, Express, Mainstreet, Crew, RT | US8981 |
| 3.6L V6 3604cc 220 CID | 2012-2013 | Crew, R/T, SE, SXT | US8981 |
| 3.6L V6 3604cc 220 CID | 2014 | American Value Package, R/T, SE 30th Anniversary Edition, SXT 30th Anniversary Edition, SXT 30th Anniversary Edition, SE, SXT, SE, SXT | US8981 |
| 3.6L V6 3604cc 220 CID | 2015 | American Value Package, R/T, SE, SXT | US8981 |
| 3.8L V6 230 CID | 1994-1996 | ES, LE | US7126 |
| 3.8L V6 230 CID | 1997-1999 | ES, LE, SE | US7126 |
| 3.8L V6 230 CID | 2000 | ES, LE, SE, Sport | US7126 |
| 3.8L V6 230 CID | 2001-2003 | ES, Sport, EX | US7165 |
| 3.8L V6 230 CID | 2004 | Anniversary Edition, EX, SXT | US7165 |
| 3.8L V6 230 CID | 2005-2007 | SXT | US7165 |
| 3.8L V6 230 CID | 2008 | SXT | US6231 |
| 3.8L V6 3778cc 231 CID | 2009-2010 | SXT | US6231 |
| 4.0L V6 3952cc 241 CID | 2008-2010 | SXT | US8951 |
| H100 | | | |
| 2.5L L4 2476cc 151 CID | 2006-2010 | Main (Mex) | US8922 |
| 2.5L L4 2476cc 151 CID | 2011-2013 | Base; Main; Standard Cargo Van (Mex) | US8922 |
| H100 (MEX) | | | |
| 2.5L L4 2476cc 151 CID | 2006-2009 | | US8922 |
| 2.5L L4 2476cc 151 CID | 2010-2014 | Van | US8922 |
| 2.5L L4 2476cc 151 CID | 2012-2013 | Van, Van; Standard cargo van | US8922 |
| H-100 (MEX) | | | |
| 2.4L L4 2351cc 144 CID | 2003-2005 | | US7114 |
| I10 (MEX) | | | |
| 1.1L L4 1100cc 67 CID | 2012 | | US8939 |
| 1.1L L4 1100cc 67 CID | 2013 | GL | US8939 |

| Engine | Years | Application Description | USMW |
|------------------------|-----------|--|---------|
| INTREPID | | | |
| 2.7L V6 2700cc 167 CID | 1998 | Base | US7161 |
| 2.7L V6 2700cc 167 CID | 1999-2000 | Base, ES | US7161 |
| 2.7L V6 2700cc 167 CID | 2001 | ES, SE | US7161 |
| 2.7L V6 2700cc 167 CID | 2002-2004 | SE | US7161 |
| 3.2L V6 3200cc 197 CID | 1998-2000 | ES | US7162 |
| 3.3L V6 3301cc 201 CID | 1993-1995 | Base, ES | US7140 |
| 3.3L V6 3301cc 201 CID | 1996-1997 | Base | US7140 |
| 3.5L V6 3497cc 215 CID | 1993-1994 | Base, ES | US7141 |
| 3.5L V6 3497cc 215 CID | 1995 | Base, ES | US7151 |
| 3.5L V6 3497cc 215 CID | 1996 | ES | US7151 |
| 3.5L V6 3497cc 215 CID | 1997 | Base; 3 Bolt Pattern, ES; 3 Bolt Pattern | US7151 |
| 3.5L V6 3497cc 215 CID | 1997 | Base; 6 Bolt Pattern, ES; 6 Bolt Pattern | US7158 |
| 3.5L V6 3497cc 215 CID | 2000 | R/T | US7162 |
| 3.5L V6 3497cc 215 CID | 2001 | R/T, SE | US7162 |
| 3.5L V6 3497cc 215 CID | 2002 | ES, R/T, SE | US7162 |
| 3.5L V6 3497cc 215 CID | 2003 | ES, SE, SXT | US7162 |
| 3.5L V6 3497cc 215 CID | 2004 | ES, Police, SXT | US7162 |
| JOURNEY | | | |
| 2.4L L4 2360cc 144 CID | 2009 | SE | US6038 |
| 2.4L L4 2360cc 144 CID | 2010 | Base, SE | US6038 |
| 2.4L L4 2360cc 144 CID | 2011 | Express | US6038 |
| 2.4L L4 2360cc 144 CID | 2012-2013 | AVP, SE, SXT | US6038 |
| 2.4L L4 2360cc 144 CID | 2014-2015 | Crossroad, SE, SXT | US6038 |
| 3.5L V6 3497cc 215 CID | 2009 | R/T, SXT | US8951 |
| 3.5L V6 3497cc 215 CID | 2010 | Crew, R/T, SXT | US8951 |
| 3.6L V6 3604cc 220 CID | 2011 | Crew, Lux, Mainstreet, R/T | US8981 |
| 3.6L V6 3604cc 220 CID | 2012-2013 | Crew, R/T, SXT | US8981 |
| 3.6L V6 3604cc 220 CID | 2014-2015 | Crossroad, Limited, R/T, SXT | US8981 |
| JOURNEY (MEX) | | | |
| 2.4L L4 2360cc 144 CID | 2011 | SE, SXT | US6038 |
| 2.4L L4 2360cc 144 CID | 2014 | Blacktop | US6038 |
| 3.6L V6 3604cc 220 CID | 2011-2012 | R/T, SXT | US8981 |
| 3.6L V6 3604cc 220 CID | 2013 | R/T | US8981 |
| 3.6L V6 3605cc 220 CID | 2014-2015 | R/T | US8981 |
| LANCER | | | |
| 2.2L L4 135 CID | 1985-1987 | Base, ES | US7110 |
| 2.2L L4 135 CID | 1985-1987 | High performance - Base, ES | US7110H |
| 2.2L L4 135 CID | 1988 | Base, ES, Shelby | US7110 |
| 2.2L L4 135 CID | 1988 | High performance - Base, ES, Shelby | US7110H |
| 2.2L L4 135 CID | 1989 | Base, Shelby | US7122 |
| 2.5L L4 2507cc 153 CID | 1986-1988 | Base, ES | US7110 |
| 2.5L L4 2507cc 153 CID | 1986-1988 | High performance - Base, ES | US7110H |
| 2.5L L4 2507cc 153 CID | 1989 | Base, ES, Shelby | US7122 |
| MAGNUM | | | |
| 2.7L V6 2700cc 167 CID | 2005-2007 | SE | US7161 |
| 2.7L V6 2700cc 167 CID | 2008 | SE | US6217 |
| 3.5L V6 3497cc 215 CID | 2005 | SXT, SXT Special Edition | US8951 |
| 3.5L V6 3497cc 215 CID | 2006 | SXT | US8951 |
| 3.5L V6 3497cc 215 CID | 2007-2008 | SE, SXT | US8951 |
| 5.2L V8 318 CID | 1978 | High performance - Main | US1053H |
| 5.2L V8 318 CID | 1978 | Main | US1053 |
| 5.2L V8 318 CID | 1979 | High performance - Main; Air Pump | US1053H |
| 5.2L V8 318 CID | 1979 | Main; Air Pump | US1053 |
| 5.7L V8 345 CID | 2005-2008 | R/T | US8940 |
| 5.9L V8 360 CID | 1978 | High performance - Main | US1053H |
| 5.9L V8 360 CID | 1978 | Main | US1053 |
| 5.9L V8 360 CID | 1979 | High performance - Main; Air Pump | US1053H |
| 5.9L V8 360 CID | 1979 | Main; Air Pump | US1053 |
| 5.9L V8 360 CID | 1982 | High performance - Main (Mex) | US1053H |
| 5.9L V8 360 CID | 1982 | Main (Mex) | US1053 |
| 6.1L V8 6059cc 370 CID | 2006-2008 | SRT8 | US8940 |
| 6.6L V8 400 CID | 1978 | Main | US1040 |
| MAGNUM (MEX) | | | |
| 2.2L L4 2200cc 135 CID | 1983-1988 | K | US7110 |
| 5.9L V8 5900cc 360 CID | 1980-1982 | | US1053 |
| MATADOR | | | |
| 5.2L V8 5212cc 318 CID | 1960 | Main | US919 |

| Engine | Years | Application Description | USMW |
|------------------------|-----------|---|----------|
| DODGE (CONT.) | | | |
| MICROBUS (MEX) | | | |
| 5.9L V8 5900cc 360 CID | 1988-1991 | | US1053 |
| 5.9L V8 5900cc 360 CID | 1992 | | US7159 |
| 5.9L V8 5900cc 360 CID | 1993-1997 | | US7160 |
| MINI RAM | | | |
| 2.2L L4 135 CID | 1984-1987 | Base, Royal | US7110 |
| 2.2L L4 135 CID | 1984-1987 | High performance - Base, Royal | US7110H |
| 2.6L L4 2555cc 156 CID | 1984-1987 | Base, Royal | US7111 |
| 3.0L V6 2972cc 181 CID | 1987 | Base, Royal | US7121 |
| 3.0L V6 2972cc 181 CID | 1987 | Base, Royal; With back plate housing | US7121-2 |
| 3.0L V6 2972cc 181 CID | 1988 | Base | US7121 |
| 3.0L V6 2972cc 181 CID | 1988 | Base; With back plate housing | US7121-2 |
| MIRADA | | | |
| 3.7L L6 3687cc 225 CID | 1980-1983 | Special Coupe | US7100 |
| 5.2L V8 318 CID | 1980-1983 | High performance - Special Coupe | US1053H |
| 5.2L V8 318 CID | 1980-1983 | Special Coupe | US1053 |
| 5.9L V8 360 CID | 1980 | High performance - Special Coupe | US1053H |
| 5.9L V8 360 CID | 1980 | Special Coupe | US1053 |
| MONACO | | | |
| 3.0L V6 2972cc 182 CID | 1990 | ES, LE | US3411 |
| 3.0L V6 2972cc 182 CID | 1991-1992 | ES, LE | US7138 |
| 3.7L L6 3687cc 225 CID | 1977-1978 | Main | US7100 |
| 5.2L V8 318 CID | 1968-1969 | Main | US919 |
| 5.2L V8 318 CID | 1975-1978 | High performance - Main | US1053H |
| 5.2L V8 318 CID | 1975-1978 | Main | US1053 |
| 5.2L V8 5212cc 318 CID | 1968-1969 | Main | US919 |
| 5.9L V8 360 CID | 1975-1978 | High performance - Main | US1053H |
| 5.9L V8 360 CID | 1975-1978 | Main | US1053 |
| 6.6L V8 400 CID | 1975-1978 | Main | US1040 |
| 7.2L V8 440 CID | 1975-1978 | Main | US1040 |
| MONACO (MEX) | | | |
| 5.2L V8 5200cc 318 CID | 1969 | | US919 |
| 5.2L V8 5200cc 318 CID | 1970-1974 | | US1053 |
| 5.9L V8 5900cc 360 CID | 1972-1973 | | US1053 |
| NEON | | | |
| 2.0L L4 1996cc 122 CID | 1995-1997 | Base, High Line, Sport | US7150 |
| 2.0L L4 1996cc 122 CID | 1998 | Base, High Line, Sport, R/T | US7150 |
| 2.0L L4 1996cc 122 CID | 1999 | ACR, High Line, Sport, R/T | US7150 |
| 2.0L L4 1996cc 122 CID | 2000 | ES, High Line | US7150 |
| 2.0L L4 1996cc 122 CID | 2001-2002 | ACR, Base, ES, R/T, SE | US7150 |
| 2.0L L4 1996cc 122 CID | 2003-2004 | R/T, SE, SXT | US7150 |
| 2.0L L4 1996cc 122 CID | 2005 | SE, SXT | US7150 |
| 2.0L L4 1997cc 122 CID | 1995 | High Line | US7150 |
| 2.4L L4 2429cc 148 CID | 2003-2005 | SRT-4 | US7167 |
| NITRO | | | |
| 3.7L V6 226 CID | 2007-2008 | SLT, SXT | US7163 |
| 3.7L V6 226 CID | 2009 | SE, SLT | US7163 |
| 3.7L V6 226 CID | 2010 | SE, SXT | US7163 |
| 3.7L V6 226 CID | 2011 | Heat, SE, SXT | US7163 |
| 4.0L V6 3952cc 241 CID | 2007-2009 | R/T | US8951 |
| 4.0L V6 3952cc 241 CID | 2010-2011 | Detonator, Heat, Shock, SXT | US8951 |
| NITRO (MEX) | | | |
| 3.7L V6 3701cc 226 CID | 2011-2012 | SXT Premium | US7163 |
| NITRO SE (MEX) | | | |
| 3.7L V6 3701cc 226 CID | 2011-2012 | | US7163 |
| OMNI | | | |
| 1.6L L4 1595cc 97 CID | 1983 | Base, Custom | US7113 |
| 1.6L L4 1595cc 97 CID | 1984 | Base, GLH, SE | US7113 |
| 1.6L L4 1595cc 97 CID | 1985-1986 | Base, SE | US7113 |
| 1.7L L4 105 CID | 1978-1979 | Main | US7101 |
| 1.7L L4 105 CID | 1980 | 24, Base | US7101 |
| 1.7L L4 105 CID | 1981 | 24, 024 Miser, Miser, Base | US7101 |
| 1.7L L4 105 CID | 1982 | 24, 024 Charger 2.2, E-Type, 024 Miser, Miser, Custom | US7101 |
| 1.7L L4 105 CID | 1983 | Base, Custom | US7101 |
| 2.2L L4 135 CID | 1981 | 024 Miser, 24, Miser, Base | US7110 |

| Engine | Years | Application Description | USMW |
|-----------------------------------|-----------|--|----------|
| 2.2L L4 135 CID | 1981 | High performance - 024 Miser, 24, Miser, Base | US7110H |
| 2.2L L4 135 CID | 1982 | 024 Charger 2.2, E-Type, 024 Miser, 24, Miser, Custom | US7110 |
| 2.2L L4 135 CID | 1982 | High performance - 024 Charger 2.2, E-Type, 024 Miser, 24, Miser, Custom | US7110H |
| 2.2L L4 135 CID | 1983 | Base, Custom | US7110 |
| 2.2L L4 135 CID | 1983 | High performance - Base, Custom | US7110H |
| 2.2L L4 135 CID | 1984-1986 | Base, GLH, SE | US7110 |
| 2.2L L4 135 CID | 1984-1986 | High performance - Base, GLH, SE | US7110H |
| 2.2L L4 135 CID | 1987-1988 | America | US7110 |
| 2.2L L4 135 CID | 1987-1988 | High performance - America | US7110H |
| 2.2L L4 135 CID | 1989 | America | US7122 |
| 2.2L L4 135 CID | 1990 | Base | US7127 |
| POLARA | | | |
| 4.5L V8 4473cc 273 CID | 1966 | Main | US919 |
| 5.2L V8 318 CID | 1968-1969 | Main | US919 |
| 5.2L V8 5212cc 318 CID | 1960-1969 | Main | US919 |
| POWER RAM 50 | | | |
| 2.0L L4 1995cc | 1984 | Custom | US7114 |
| 2.0L L4 1997cc | 1983 | Custom | US7114 |
| 2.3L L4 2346cc | 1983 | Sport | US7117 |
| 2.3L L4 2346cc | 1984 | Royal, Sport | US7117 |
| 2.3L L4 2346cc | 1985 | Royal | US7117 |
| 2.6L L4 2555cc | 1983 | Sport | US7114 |
| 2.6L L4 2555cc | 1984 | Custom, Royal, Sport | US7116 |
| 2.6L L4 2555cc 156 CID | 1985 | Custom, Sport, Royal; From 02/85 | US7120 |
| 2.6L L4 2555cc 156 CID | 1985 | Custom, Sport, Royal; To 01/1985 | US7116 |
| 2.6L L4 2555cc 156 CID | 1986 | Custom; From 02/85, Sport; From 02/85 | US7120 |
| 2.6L L4 2555cc 156 CID | 1986 | Custom; To 01/1985, Sport; To 01/1985 | US7116 |
| PROMASTER 1500 (MEX) | | | |
| 3.6L V6 3605cc 220 CID | 2014 | | US8981 |
| PROMASTER 2500 (MEX) | | | |
| 3.6L V6 3605cc 220 CID | 2014 | | US8981 |
| PROMASTER 3500 (MEX) | | | |
| 3.6L V6 3605cc 220 CID | 2014 | | US8981 |
| RAIDER | | | |
| 2.6L L4 2555cc 156 CID | 1987-1989 | Base | US7120 |
| 3.0L V6 2972cc 181 CID | 1989 | Base | US7121 |
| 3.0L V6 2972cc 181 CID | 1989 | Base; With back plate housing | US7121-2 |
| RAM 1500 | | | |
| 3.7L V6 226 CID | 2002 | SLT, ST | US7163 |
| 3.7L V6 226 CID | 2003 | Laramie, SLT, ST | US7163 |
| 3.7L V6 226 CID | 2004-2010 | ST | US7163 |
| 3.7L V6 226 CID | 2008 | ST, SXT | US7163 |
| 3.9L V6 3906cc 239 CID | 1994-1996 | Base | US7160 |
| 3.9L V6 3906cc 239 CID | 1997-2001 | Laramie, Sport, ST, WS | US7160 |
| 4.7L V8 285 CID | 2005 | SLT, ST | US7163 |
| 4.7L V8 285 CID | 2006-2007 | Laramie, SLT, Sport, ST, TRX4 | US7163 |
| 4.7L V8 285 CID | 2008 | SLT, ST, SXT | US7163 |
| 4.7L V8 285 CID | 2009-2010 | ST, TRX, TRX4 | US7163 |
| 4.7L V8 287 CID | 2002 | SLT, ST | US7163 |
| 4.7L V8 287 CID | 2003-2004 | Laramie, SLT, ST | US7163 |
| 5.2L V8 5211cc 318 CID | 1994-1996 | Base | US7160 |
| 5.2L V8 5211cc 318 CID | 1997 | Laramie, SLT, Sport | US7160 |
| 5.2L V8 5211cc 318 CID | 1998-2001 | Laramie, Sport, ST | US7160 |
| 5.7L V8 345 CID | 2003-2005 | Laramie, SLT, ST | US7168 |
| 5.7L V8 345 CID | 2006-2007 | Laramie, SLT, Sport, ST, TRX4 | US7168 |
| 5.7L V8 345 CID | 2008 | Laramie, SLT, SXT | US7168 |
| 5.7L V8 345 CID | 2009 | Laramie, SLT, Sport, ST, TRX, TRX3 | US6341 |
| 5.7L V8 345 CID | 2010 | Laramie, SLT, Sport, ST, TRX, TRX4 | US6341 |
| 5.9L V8 360 CID | 1994-1996 | Base | US7160 |
| 5.9L V8 360 CID | 1997-2001 | Laramie, Sport, ST | US7160 |
| 5.9L V8 360 CID | 2002 | SLT, ST | US7160 |
| 5.9L V8 360 CID | 2003 | Laramie, SLT, ST | US7160 |
| 8.3L V10 8275cc 505 CID 2004-2006 | | SRT-10 | US7166 |
| RAM 1500 (MEX) | | | |
| 3.6L V6 3600cc 220 CID | 2014 | 1500 ST | US8981 |
| 3.6L V6 3605cc 220 CID | 2015 | 1500 ST | US8981 |

| Engine | Years | Application Description | USMW |
|-------------------------------|-----------|--|----------|
| DODGE (CONT.) | | | |
| RAM 1500 (MEX) (CONT.) | | | |
| 3.7L V6 3701cc 226 CID | 2013 | 1500 ST | US7163 |
| RAM 1500 VAN | | | |
| 3.9L V6 3906cc 239 CID | 1999-2003 | Base | US7160 |
| 5.2L V8 5211cc 318 CID | 1999-2003 | Base | US7160 |
| 5.9L V8 360 CID | 1999-2003 | Base | US7160 |
| RAM 2500 | | | |
| 5.2L V8 5211cc 318 CID | 1994-1996 | Base | US7160 |
| 5.7L V8 345 CID | 2003 | Laramie, SLT | US7168 |
| 5.7L V8 345 CID | 2004 | SLT, ST | US7168 |
| 5.7L V8 345 CID | 2005 | Laramie, SLT, ST | US7168 |
| 5.7L V8 345 CID | 2006-2007 | Laramie, Power Wagon, SLT, Sport, TRX4, ST | US7168 |
| 5.7L V8 345 CID | 2008 | Laramie, Power Wagon, SLT, ST, SXT | US7168 |
| 5.7L V8 345 CID | 2009-2010 | Laramie, Power Wagon, SLT, ST, SXT | US6341 |
| 5.9L L6 359 CID | 1994-1998 | Base | US7145 |
| 5.9L L6 359 CID | 1998-2002 | Base | US7145HN |
| 5.9L L6 359 CID | 2003 | Laramie, SLT, ST | US7145 |
| 5.9L L6 359 CID | 2004 | SLT, ST | US7145 |
| 5.9L L6 359 CID | 2005 | Laramie | US7145 |
| 5.9L L6 359 CID | 2006-2007 | SLT, Sport, TRX4, ST, Laramie | US7145 |
| 5.9L L6 359 CID | 2008-2009 | ST | US7145 |
| 5.9L V8 360 CID | 1994-2002 | Base | US7160 |
| 6.7L L6 408 CID | 2007 | Laramie, SLT, ST | US6222 |
| 6.7L L6 408 CID | 2008-2010 | Laramie, SLT, ST, SXT | US6222 |
| 8.0L V10 7990cc 488 CID | 1994-2002 | Base | US7169 |
| 8.0L V10 7990cc 488 CID | 2003 | Laramie, SLT | US7169 |
| RAM 2500 (MEX) | | | |
| 4.7L V8 4700cc 287 CID | 2002-2009 | | US7163 |
| 4.7L V8 4700cc 287 CID | 2011-2012 | ST | US7163 |
| 4.7L V8 4701cc 287 CID | 2010 | ST | US7163 |
| 5.2L V8 5215cc 318 CID | 1997-2001 | | US7160 |
| 5.7L V8 5654cc 345 CID | 2010-2011 | SLT Sport | US8971 |
| 5.7L V8 5654cc 345 CID | 2012-2014 | Hemi Sport, R/T | US8971 |
| 5.7L V8 5654cc 345 CID | 2015-2016 | Hemi Sport, R/T | US6341 |
| 5.9L L6 5884cc 359 CID | 2009 | | US7145N |
| RAM 2500 VAN | | | |
| 3.9L V6 3906cc 239 CID | 2001 | Base | US7160 |
| 5.2L V8 5211cc 318 CID | 1999-2003 | Base | US7160 |
| 5.9L V8 360 CID | 1999-2003 | Base | US7160 |
| RAM 3500 | | | |
| 5.7L V8 345 CID | 2003 | SLT, ST | US7168 |
| 5.7L V8 345 CID | 2004-2005 | Laramie, SLT, ST | US7168 |
| 5.7L V8 345 CID | 2006-2007 | Laramie, SLT, ST, Sport | US7168 |
| 5.7L V8 345 CID | 2008 | Laramie, SLT, ST, SXT | US7168 |
| 5.7L V8 345 CID | 2009 | Laramie, SLT, ST, SXT | US6341 |
| 5.9L L6 359 CID | 1994-1998 | Base | US7145 |
| 5.9L L6 359 CID | 1998-2002 | Base | US7145HN |
| 5.9L L6 359 CID | 2004 | Laramie, SLT, ST | US7145 |
| 5.9L L6 359 CID | 2005 | FI, Laramie, SLT, ST | US7145 |
| 5.9L L6 359 CID | 2006 | Laramie, Sport, SLT, ST | US7145 |
| 5.9L L6 359 CID | 2007 | Laramie, Sport, SLT, ST, TRX4 | US7145 |
| 5.9L L6 359 CID | 2008-2009 | ST | US7145 |
| 5.9L V8 360 CID | 1994-2002 | Base | US7160 |
| 6.7L L6 408 CID | 2007 | Laramie, SLT, ST, Sport | US6222 |
| 6.7L L6 408 CID | 2008-2010 | Laramie, SLT, ST, SXT | US6222 |
| 8.0L V10 7990cc 488 CID | 1994-2002 | Base | US7169 |
| 8.0L V10 7990cc 488 CID | 2003 | SLT, ST | US7169 |
| RAM 3500 VAN | | | |
| 5.2L V8 5211cc 318 CID | 1999-2003 | Base | US7160 |
| 5.9L V8 360 CID | 1999-2003 | Base | US7160 |
| RAM 4000 (MEX) | | | |
| 5.7L V8 5654cc 345 CID | 2012-2014 | | US8971 |
| 5.7L V8 5654cc 345 CID | 2015 | | US7160 |
| 5.7L V8 5700cc 350 CID | 2002-2011 | | US8971 |
| 5.7L V8 5700cc 350 CID | 2005-2006 | | US7168 |
| 5.7L V8 5700cc 350 CID | 2010 | | US6341 |
| 5.9L L6 5884cc 359 CID | 2006-2008 | | US7145N |

| Engine | Years | Application Description | USMW |
|-------------------------|-----------|---|----------|
| 5.9L V8 5900cc 360 CID | 1997-2001 | | US7160 |
| 6.7L L6 6700cc 409 CID | 2010-2013 | | US6222 |
| RAM 4500 | | | |
| 6.7L L6 408 CID | 2008-2010 | Laramie, SLT, ST | US6222 |
| RAM 50 | | | |
| 2.0L L4 1995cc 122 CID | 1984 | Custom, Royal | US7114 |
| 2.0L L4 1995cc 122 CID | 1985-1986 | Custom | US7114 |
| 2.0L L4 1995cc 122 CID | 1987 | Base, Custom | US7114 |
| 2.0L L4 1995cc 122 CID | 1988-1989 | Base | US7114 |
| 2.0L L4 1997cc 122 CID | 1983 | Custom | US7114 |
| 2.3L L4 2346cc 143 CID | 1983-1984 | Royal, Sport | US7117 |
| 2.3L L4 2346cc 143 CID | 1985 | Royal | US7117 |
| 2.4L L4 2351cc | 1990-1991 | Base, SE, LE | US7114 |
| 2.4L L4 2351cc | 1992-1993 | Base, SE | US7114 |
| 2.6L L4 2555cc 156 CID | 1983 | Royal, Sport | US7114 |
| 2.6L L4 2555cc 156 CID | 1984 | Custom, Royal, Sport | US7116 |
| 2.6L L4 2555cc 156 CID | 1985 | Custom, Royal; To 01/1985 | US7114 |
| 2.6L L4 2555cc 156 CID | 1985 | Custom, Sport; From 01/85 | US7120 |
| 2.6L L4 2555cc 156 CID | 1985 | Sport; To 01/1985 | US7116 |
| 2.6L L4 2555cc 156 CID | 1986 | Sport | US7120 |
| 2.6L L4 2555cc 156 CID | 1987-1989 | Base, Custom, Sport | US7120 |
| 3.0L V6 2972cc 181 CID | 1990-1991 | Base, LE, SE | US7121 |
| 3.0L V6 2972cc 181 CID | 1990-1991 | Base, LE, SE; With back plate housing | US7121-2 |
| RAM 5500 | | | |
| 6.7L L6 408 CID | 2008-2010 | Laramie, SLT, ST | US6222 |
| RAMCHARGER | | | |
| 3.7L L6 3687cc 225 CID | 1975-1979 | Main | US7100 |
| 3.7L L6 3687cc 225 CID | 1980 | Base, SE | US7100 |
| 5.2L V8 5211cc 318 CID | 1975-1978 | High performance - Main | US1053H |
| 5.2L V8 5211cc 318 CID | 1975-1978 | Main | US1053 |
| 5.2L V8 5211cc 318 CID | 1979 | High performance - Main; Air Pump | US1053H |
| 5.2L V8 5211cc 318 CID | 1979 | Main; Air Pump | US1053 |
| 5.2L V8 5211cc 318 CID | 1980 | Base, SE | US1053 |
| 5.2L V8 5211cc 318 CID | 1980 | High performance - Base, SE | US1053H |
| 5.2L V8 5211cc 318 CID | 1981-1990 | Base, Royal SE | US1053 |
| 5.2L V8 5211cc 318 CID | 1981-1990 | High performance - Base, Royal SE | US1053H |
| 5.2L V8 5211cc 318 CID | 1991 | Base, Royal SE, Canyon Sport | US1053 |
| 5.2L V8 5211cc 318 CID | 1991 | High performance - Base, Royal SE, Canyon Sport | US1053H |
| 5.2L V8 5211cc 318 CID | 1992 | Base, Canyon Sport, Royal SE | US7159 |
| 5.2L V8 5211cc 318 CID | 1993 | Base, Canyon Sport, Royal SE | US7160 |
| 5.9L V8 360 CID | 1975-1978 | High performance - Main | US1053H |
| 5.9L V8 360 CID | 1975-1978 | Main | US1053 |
| 5.9L V8 360 CID | 1979 | High performance - Main; Air Pump | US1053H |
| 5.9L V8 360 CID | 1979 | Main; Air Pump | US1053 |
| 5.9L V8 360 CID | 1980 | Base, SE | US1053 |
| 5.9L V8 360 CID | 1980 | High performance - Base, SE | US1053H |
| 5.9L V8 360 CID | 1981-1990 | Base, Royal SE | US1053 |
| 5.9L V8 360 CID | 1981-1990 | High performance - Base, Royal SE | US1053H |
| 5.9L V8 360 CID | 1991-1992 | Base, Royal SE, Canyon Sport | US1053 |
| 5.9L V8 360 CID | 1991-1992 | High performance - Base, Royal SE, Canyon Sport | US1053H |
| 5.9L V8 360 CID | 1993 | Base, Canyon Sport, Royal SE | US7160 |
| 5.9L V8 5900cc 360 CID | 1986-1989 | High performance - Main (Mex) | US1053H |
| 5.9L V8 5900cc 360 CID | 1986-1989 | Main (Mex) | US1053 |
| 6.6L V8 400 CID | 1977-1978 | Main | US1040 |
| 7.2L V8 440 CID | 1975-1978 | Main | US1040 |
| RAMCHARGER (MEX) | | | |
| 5.2L V8 5215cc 318 CID | 1999-2001 | | US7160 |
| 5.9L V8 5900cc 360 CID | 1980-1990 | | US1053 |
| 5.9L V8 5900cc 360 CID | 1994-2000 | For pressure tube | US7160 |
| RAMPAGE | | | |
| 2.2L L4 135 CID | 1982 | High Line, Sport | US7110 |
| 2.2L L4 135 CID | 1982 | High performance - High Line, Sport | US7110H |
| 2.2L L4 135 CID | 1983-1984 | 2.2, Base | US7110 |
| 2.2L L4 135 CID | 1983-1984 | High performance - 2.2, Base | US7110H |
| RD200 | | | |
| 5.2L V8 5211cc 318 CID | 1980 | Base | US1053 |

| Engine | Years | Application Description | USMW |
|------------------------|-----------|--|----------|
| DODGE (CONT.) | | | |
| RD200 (CONT.) | | | |
| 5.2L V8 5211cc 318 CID | 1980 | High performance - Base | US1053H |
| 5.9L V8 360 CID | 1980 | Base | US1053 |
| 5.9L V8 360 CID | 1980 | High performance - Base | US1053H |
| ROYAL MONACO | | | |
| 5.2L V8 318 CID | 1975-1977 | High performance - Main | US1053H |
| 5.2L V8 318 CID | 1975-1977 | Main | US1053 |
| 5.9L V8 360 CID | 1975-1977 | High performance - Main | US1053H |
| 5.9L V8 360 CID | 1975-1977 | Main | US1053 |
| 6.6L V8 400 CID | 1975-1977 | Main | US1040 |
| 7.2L V8 440 CID | 1975-1977 | Main | US1040 |
| SENECA | | | |
| 5.2L V8 5212cc 318 CID | 1960-1961 | Main | US919 |
| SHADOW | | | |
| 2.2L L4 135 CID | 1987 | Base, Shelby | US7110 |
| 2.2L L4 135 CID | 1987 | High performance - Base, Shelby | US7110H |
| 2.2L L4 135 CID | 1988 | Base, Shelby, ES | US7110 |
| 2.2L L4 135 CID | 1988 | High performance - Base, Shelby, ES | US7110H |
| 2.2L L4 135 CID | 1989 | Base, Shelby | US7122 |
| 2.2L L4 135 CID | 1990-1994 | Base | US7127 |
| 2.2L L4 135 CID | 1991-1992 | America, High Line | US7127 |
| 2.2L L4 135 CID | 1993 | Base, High Line | US7127 |
| 2.5L L4 2507cc 153 CID | 1988 | Base | US7110 |
| 2.5L L4 2507cc 153 CID | 1988 | High performance - Base | US7110H |
| 2.5L L4 2507cc 153 CID | 1989 | Base, ES | US7122 |
| 2.5L L4 2507cc 153 CID | 1990-1994 | Base, ES | US7127 |
| 2.5L L4 2507cc 153 CID | 1991 | ES, High Line | US7127 |
| 2.5L L4 2507cc 153 CID | 1992 | America, ES, High Line | US7127 |
| 2.5L L4 2507cc 153 CID | 1993 | Base, ES, High Line | US7127 |
| 3.0L V6 2972cc 181 CID | 1992-1994 | ES | US7121 |
| 3.0L V6 2972cc 181 CID | 1992-1994 | ES; With back plate housing | US7121-2 |
| 3.0L V6 2972cc 181 CID | 1993 | ES, High Line | US7121 |
| 3.0L V6 2972cc 181 CID | 1993 | ES, High Line; With back plate housing | US7121-2 |
| SHADOW (MEX) | | | |
| 2.2L L4 2200cc 135 CID | 1988 | | US7110 |
| 2.2L L4 2200cc 135 CID | 1989 | | US7122 |
| 2.2L L4 2200cc 135 CID | 1990 | | US7127 |
| 2.5L L4 2500cc 153 CID | 1990-1994 | | US7127 |
| SPIRIT | | | |
| 2.2L L4 135 CID | 1991-1992 | R/T | US7139 |
| 2.5L L4 2507cc 153 CID | 1989 | Base, ES, LE | US7122 |
| 2.5L L4 2507cc 153 CID | 1990 | Base, LE | US7127 |
| 2.5L L4 2507cc 153 CID | 1991-1992 | Base, ES | US7127 |
| 2.5L L4 2507cc 153 CID | 1993 | ES, High Line | US7127 |
| 2.5L L4 2507cc 153 CID | 1994-1995 | Base | US7127 |
| 3.0L V6 2972cc 181 CID | 1989 | ES | US7121 |
| 3.0L V6 2972cc 181 CID | 1989 | ES; With back plate housing | US7121-2 |
| 3.0L V6 2972cc 181 CID | 1990-1992 | Base, LE, ES | US7121 |
| 3.0L V6 2972cc 181 CID | 1990-1992 | Base; LE, ES; With back plate housing | US7121-2 |
| 3.0L V6 2972cc 181 CID | 1993 | ES, High Line | US7121 |
| 3.0L V6 2972cc 181 CID | 1993 | ES; High Line; With back plate housing | US7121-2 |
| 3.0L V6 2972cc 181 CID | 1994-1995 | Base | US7121 |
| 3.0L V6 2972cc 181 CID | 1994-1995 | Base; With back plate housing | US7121-2 |
| SPIRIT (MEX) | | | |
| 2.2L L4 2200cc 135 CID | 1993 | | US7127 |
| 2.5L L4 2500cc 153 CID | 1989 | | US7122 |
| 2.5L L4 2500cc 153 CID | 1990-1995 | | US7127 |
| SPRINTER 2500 | | | |
| 2.7L L5 2687cc 165 CID | 2003 | Base | US6008 |
| 2.7L L5 2687cc 165 CID | 2004-2006 | Base | US6007 |
| 3.0L V6 2987cc | 2007-2009 | Base | US6155 |
| SPRINTER 3500 | | | |
| 2.7L L5 2687cc 165 CID | 2003 | Base | US6008 |
| 2.7L L5 2687cc 165 CID | 2004-2006 | Base | US6007 |
| 3.0L V6 2987cc | 2007-2009 | Base | US6155 |

| Engine | Years | Application Description | USMW |
|-------------------------|-----------|---|----------|
| ST. REGIS | | | |
| 3.7L L6 3687cc 225 CID | 1979 | Main | US7100 |
| 3.7L L6 3687cc 225 CID | 1980-1981 | Base | US7100 |
| 5.2L V8 318 CID | 1979 | High performance - Main; Air Pump | US1053H |
| 5.2L V8 318 CID | 1979 | Main; Air Pump | US1053 |
| 5.2L V8 318 CID | 1980-1981 | Base | US1053 |
| 5.2L V8 318 CID | 1980-1981 | High performance - Base | US1053H |
| 5.9L V8 360 CID | 1979 | High performance - Main; Air Pump | US1053H |
| 5.9L V8 360 CID | 1979 | Main; Air Pump | US1053 |
| 5.9L V8 360 CID | 1980 | Base | US1053 |
| 5.9L V8 360 CID | 1980 | High performance - Base | US1053H |
| STEALTH | | | |
| 3.0L V6 2972cc 181 CID | 1991-1993 | Base, ES, R/T Turbo, R/T; With back plate housing | US7121-2 |
| 3.0L V6 2972cc 181 CID | 1991-1993 | Base, ES, R/T, R/T Turbo | US7121 |
| 3.0L V6 2972cc 181 CID | 1994-1996 | Base | US7121 |
| 3.0L V6 2972cc 181 CID | 1994-1996 | Base; With back plate housing | US7121-2 |
| 3.0L V6 2972cc 181 CID | 1994-1996 | R/T, R/T Turbo | US7129 |
| STRATUS | | | |
| 2.0L L4 1996cc 122 CID | 1995-1997 | Base, ES | US7150 |
| 2.0L L4 1996cc 122 CID | 1998-1999 | Base | US7150 |
| 2.0L L4 1996cc 122 CID | 2000 | SE | US7150 |
| 2.4L L4 2351cc | 2001-2002 | SE | US9399 |
| 2.4L L4 2351cc | 2003 | SE, SXT | US9399 |
| 2.4L L4 2351cc | 2004-2005 | SXT | US9399 |
| 2.4L L4 2429cc 148 CID | 1995 | Base | US7153 |
| 2.4L L4 2429cc 148 CID | 1996 | Base, ES; Hydraulic Tensioner | US7153 |
| 2.4L L4 2429cc 148 CID | 1996 | Base, ES; Mechanical Tensioner | US7156 |
| 2.4L L4 2429cc 148 CID | 1997-1998 | Base, ES | US7156 |
| 2.4L L4 2429cc 148 CID | 1999 | Base | US7156 |
| 2.4L L4 2429cc 148 CID | 2000-2001 | SE | US7156 |
| 2.4L L4 2429cc 148 CID | 2002 | SE, ES, SE Plus | US7156 |
| 2.4L L4 2429cc 148 CID | 2003 | SE, ES, SXT | US7156 |
| 2.4L L4 2429cc 148 CID | 2004 | SE, SXT | US7156 |
| 2.4L L4 2429cc 148 CID | 2005-2006 | SXT | US7156 |
| 2.5L V6 2497cc 152 CID | 1995-2000 | ES | US7152 |
| 2.7L V6 2700cc 167 CID | 2001-2004 | ES, SE | US7161 |
| 2.7L V6 2700cc 167 CID | 2002 | ES, R/T, SE, SE Plus | US7161 |
| 2.7L V6 2700cc 167 CID | 2003 | ES, R/T, SE, SXT | US7161 |
| 2.7L V6 2700cc 167 CID | 2005-2006 | SXT, R/T | US7161 |
| 3.0L V6 2972cc 181 CID | 2001-2002 | R/T, SE | US7152 |
| 3.0L V6 2972cc 181 CID | 2003-2005 | R/T | US7152 |
| STRATUS (MEX) | | | |
| 2.0L L4 1996cc 122 CID | 2004-2006 | | US7156 |
| 2.0L L4 1998cc 122 CID | 2001-2003 | | US7156 |
| 2.4L L4 2426cc 148 CID | 1998-2000 | | US7156 |
| 2.4L L4 2429cc 148 CID | 2001-2006 | | US7156 |
| TRUCK | | | |
| 5.2L V8 5212cc 318 CID | 1960 | Main | US919 |
| VAN 1000 (MEX) | | | |
| 2.4L L4 2429cc 148 CID | 2008-2009 | | US9389 |
| VERNA (MEX) | | | |
| 1.5L L4 1508cc 92 CID | 2004-2006 | | US7115 |
| 1.6L L4 1598cc 97 CID | 2004-2006 | | US9364 |
| VIPER | | | |
| 8.0L V10 7990cc 488 CID | 1992-1993 | | US7137 |
| 8.0L V10 7990cc 488 CID | 1992-1996 | Base | US7146 |
| 8.0L V10 7990cc 488 CID | 1996 | GTS | US7154 |
| 8.0L V10 7990cc 488 CID | 1997 | Base, GTS | US7154 |
| 8.0L V10 7990cc 488 CID | 1998 | GT2, GTS, R/T-10 | US7154 |
| 8.0L V10 7990cc 488 CID | 1999-2002 | ACR, GTS, R/T-10 | US7154 |
| 8.3L V10 8275cc 505 CID | 2003-2006 | SRT-10 | US7166 |
| W100 | | | |
| 3.7L L6 3687cc 225 CID | 1975-1977 | Main | US7100 |
| 3.7L L6 3687cc 225 CID | 1986-1987 | Custom | US7100 |
| 3.9L V6 3906cc 239 CID | 1989 | Custom | US1053 |
| 3.9L V6 3906cc 239 CID | 1989 | High performance - Custom | US1053H |
| 5.2L V8 5211cc 318 CID | 1975-1977 | High performance - Main | US1053H |

| Engine | Years | Application Description | USMW |
|------------------------|-----------|-----------------------------------|---------|
| DODGE (CONT.) | | | |
| W100 (CONT.) | | | |
| 5.2L V8 5211cc 318 CID | 1975-1977 | Main | US1053 |
| 5.2L V8 5211cc 318 CID | 1986-1989 | Custom | US1053 |
| 5.2L V8 5211cc 318 CID | 1986-1989 | High performance - Custom | US1053H |
| 5.9L V8 360 CID | 1975-1977 | High performance - Main | US1053H |
| 5.9L V8 360 CID | 1975-1977 | Main | US1053 |
| 5.9L V8 360 CID | 1986-1988 | Custom | US1053 |
| 5.9L V8 360 CID | 1986-1988 | High performance - Custom | US1053H |
| 6.6L V8 400 CID | 1975-1977 | Main | US1040 |
| 7.2L V8 440 CID | 1975-1977 | Main | US1040 |
| W100 PICKUP | | | |
| 5.2L V8 318 CID | 1968-1969 | Main | US919 |
| 5.2L V8 5212cc 318 CID | 1968-1969 | Main | US919 |
| W100 SERIES | | | |
| 5.2L V8 5212cc 318 CID | 1960-1967 | Main | US919 |
| W150 | | | |
| 3.7L L6 3687cc 225 CID | 1978-1979 | Main | US7100 |
| 3.7L L6 3687cc 225 CID | 1980-1987 | Base | US7100 |
| 3.9L V6 3906cc 239 CID | 1989 | Base | US1053 |
| 3.9L V6 3906cc 239 CID | 1989 | High performance - Base | US1053H |
| 3.9L V6 3906cc 239 CID | 1990-1991 | Base, S | US1053 |
| 3.9L V6 3906cc 239 CID | 1990-1991 | High performance - Base, S | US1053H |
| 3.9L V6 3906cc 239 CID | 1992 | Base | US7159 |
| 3.9L V6 3906cc 239 CID | 1993 | Base | US7160 |
| 5.2L V8 5211cc 318 CID | 1977-1978 | High performance - Main | US1053H |
| 5.2L V8 5211cc 318 CID | 1977-1978 | Main | US1053 |
| 5.2L V8 5211cc 318 CID | 1979 | High performance - Main; Air Pump | US1053H |
| 5.2L V8 5211cc 318 CID | 1979 | Main; Air Pump | US1053 |
| 5.2L V8 5211cc 318 CID | 1980-1989 | Base | US1053 |
| 5.2L V8 5211cc 318 CID | 1980-1989 | High performance - Base | US1053H |
| 5.2L V8 5211cc 318 CID | 1990-1991 | Base, S | US1053 |
| 5.2L V8 5211cc 318 CID | 1990-1991 | High performance - Base, S | US1053H |
| 5.2L V8 5211cc 318 CID | 1992 | Base | US7159 |
| 5.2L V8 5211cc 318 CID | 1993 | Base | US7160 |
| 5.9L V8 360 CID | 1977-1978 | High performance - Main | US1053H |
| 5.9L V8 360 CID | 1977-1978 | Main | US1053 |
| 5.9L V8 360 CID | 1979 | High performance - Main; Air Pump | US1053H |
| 5.9L V8 360 CID | 1979 | Main; Air Pump | US1053 |
| 5.9L V8 360 CID | 1980-1990 | Base | US1053 |
| 5.9L V8 360 CID | 1980-1990 | High performance - Base | US1053H |
| 5.9L V8 360 CID | 1991 | Base, S | US1053 |
| 5.9L V8 360 CID | 1991 | High performance - Base, S | US1053H |
| 5.9L V8 360 CID | 1993 | Base | US7160 |
| W200 | | | |
| 3.7L L6 3687cc 225 CID | 1975-1979 | Main | US7100 |
| 3.7L L6 3687cc 225 CID | 1980 | Base | US7100 |
| 5.2L V8 318 CID | 1975 | High performance - Main | US1053H |
| 5.2L V8 318 CID | 1975 | Main | US1053 |
| 5.2L V8 5211cc 318 CID | 1975-1978 | High performance - Main | US1053H |
| 5.2L V8 5211cc 318 CID | 1975-1978 | Main | US1053 |
| 5.2L V8 5211cc 318 CID | 1979 | High performance - Main; Air Pump | US1053H |
| 5.2L V8 5211cc 318 CID | 1979 | Main; Air Pump | US1053 |
| 5.2L V8 5211cc 318 CID | 1980 | Base | US1053 |
| 5.2L V8 5211cc 318 CID | 1980 | High performance - Base | US1053H |
| 5.9L V8 360 CID | 1975-1978 | High performance - Main | US1053H |
| 5.9L V8 360 CID | 1975-1978 | Main | US1053 |
| 5.9L V8 360 CID | 1979 | High performance - Main; Air Pump | US1053H |
| 5.9L V8 360 CID | 1979 | Main; Air Pump | US1053 |
| 5.9L V8 360 CID | 1980 | Base | US1053 |
| 5.9L V8 360 CID | 1980 | High performance - Base | US1053H |
| 6.6L V8 400 CID | 1976-1978 | Main | US1040 |
| 7.2L V8 440 CID | 1975-1978 | Main | US1040 |
| W200 PICKUP | | | |
| 5.2L V8 318 CID | 1969 | Main | US919 |
| 5.2L V8 5212cc 318 CID | 1968-1969 | Main | US919 |
| W200 SERIES | | | |
| 5.2L V8 5212cc 318 CID | 1960-1967 | Main | US919 |

| Engine | Years | Application Description | USMW |
|--------------------------|-----------|-----------------------------------|---------|
| W250 | | | |
| 5.2L V8 5211cc 318 CID | 1981-1991 | Base | US1053 |
| 5.2L V8 5211cc 318 CID | 1981-1991 | High performance - Base | US1053H |
| 5.2L V8 5211cc 318 CID | 1992 | Base | US7159 |
| 5.2L V8 5211cc 318 CID | 1993 | Base | US7160 |
| 5.9L L6 359 CID | 1989-1993 | Base | US7145 |
| 5.9L V8 360 CID | 1981-1992 | Base | US1053 |
| 5.9L V8 360 CID | 1981-1992 | High performance - Base | US1053H |
| 5.9L V8 360 CID | 1993 | Base | US7160 |
| W250 (MEX) | | | |
| 3.7L L6 3700cc 225 CID | 1985-1987 | | US7100 |
| 5.9L V8 5900cc 360 CID | 1989-1990 | | US1053 |
| W300 | | | |
| 3.7L L6 3687cc 225 CID | 1975-1978 | Main | US7100 |
| 5.2L V8 5211cc 318 CID | 1975-1978 | High performance - Main | US1053H |
| 5.2L V8 5211cc 318 CID | 1975-1978 | Main | US1053 |
| 5.2L V8 5211cc 318 CID | 1980 | Base | US1053 |
| 5.2L V8 5211cc 318 CID | 1980 | High performance - Base | US1053H |
| 5.9L V8 360 CID | 1975-1978 | High performance - Main | US1053H |
| 5.9L V8 360 CID | 1975-1978 | Main | US1053 |
| 5.9L V8 360 CID | 1979 | High performance - Main; Air Pump | US1053H |
| 5.9L V8 360 CID | 1979 | Main; Air Pump | US1053 |
| 5.9L V8 360 CID | 1980 | Base | US1053 |
| 5.9L V8 360 CID | 1980 | High performance - Base | US1053H |
| 6.6L V8 400 CID | 1976-1978 | Main | US1040 |
| 7.2L V8 440 CID | 1975-1978 | Main | US1040 |
| W300 PICKUP | | | |
| 5.2L V8 318 CID | 1968-1969 | Main | US919 |
| 5.2L V8 5212cc 318 CID | 1968-1969 | Main | US919 |
| W300 SERIES | | | |
| 5.2L V8 5212cc 318 CID | 1960-1967 | Main | US919 |
| W350 | | | |
| 5.2L V8 5211cc 318 CID | 1982-1983 | Base | US1053 |
| 5.2L V8 5211cc 318 CID | 1982-1983 | High performance - Base | US1053H |
| 5.9L L6 359 CID | 1989-1993 | Base | US7145 |
| 5.9L V8 360 CID | 1981-1992 | Base | US1053 |
| 5.9L V8 360 CID | 1981-1992 | High performance - Base | US1053H |
| 5.9L V8 360 CID | 1993 | Base | US7160 |
| WM300 POWER WAGON | | | |
| 5.2L V8 5212cc 318 CID | 1960-1962 | Main | US919 |
| EAGLE | | | |
| MEDALLION | | | |
| 2.2L L4 2163cc 132 CID | 1988-1989 | DL, LX | US3410 |
| PREMIER | | | |
| 2.5L L4 150 CID | 1988-1989 | LX | US3412 |
| 3.0L V6 2972cc 182 CID | 1988-1989 | ES, LX | US3411 |
| 3.0L V6 2972cc 182 CID | 1990 | ES Limited, ES, LX | US3411 |
| 3.0L V6 2972cc 182 CID | 1991 | ES Limited; ES Limited; ES, LX | US7138 |
| 3.0L V6 2972cc 182 CID | 1992 | ES, ES Limited, LX | US7138 |
| SUMMIT | | | |
| 1.5L L4 1468cc 90 CID | 1989 | DL, LX | US7115 |
| 1.5L L4 1468cc 90 CID | 1990 | DL, LX, ES | US7115 |
| 1.5L L4 1468cc 90 CID | 1991-1992 | Base, ES | US7115 |
| 1.5L L4 1468cc 90 CID | 1993-1994 | DL, ES | US7115 |
| 1.5L L4 1468cc 90 CID | 1995-1996 | DL, ESi | US7115 |
| 1.6L L4 1597cc 98 CID | 1989-1990 | LX | US7131 |
| 1.8L L4 1834cc 112 CID | 1992 | Base, DL, LX | US7135 |
| 1.8L L4 1834cc 112 CID | 1993 | Base, DL, ES | US7135 |
| 1.8L L4 1834cc 112 CID | 1994 | DL, ES, ESi, LX | US7135 |
| 1.8L L4 1834cc 112 CID | 1995 | DL, ESi, LX | US7135 |
| 1.8L L4 1834cc 112 CID | 1996 | DL, LX | US7135 |
| 2.4L L4 2351cc | 1992 | Base, DL, LX | US9168 |
| 2.4L L4 2351cc | 1993-1996 | Base, DL, LX | US7148 |
| TALON | | | |
| 1.8L L4 1755cc 107 CID | 1993-1994 | DL | US7108 |
| 2.0L L4 1997cc 122 CID | 1990-1992 | Base, TSi | US9212 |
| 2.0L L4 1997cc 122 CID | 1993-1994 | ES, TSi | US9212 |

| Engine | Years | Application Description | USMW |
|-----------------------------|-----------|--------------------------|--------|
| EAGLE (CONT.) | | | |
| TALON (CONT.) | | | |
| 2.0L L4 1997cc 122 CID | 1995-1998 | Esi, TSi | US7148 |
| 2.0L L4 1997cc 122 CID | 1996-1998 | Base | US7150 |
| VISION | | | |
| 3.3L V6 3301cc 201 CID | 1993-1997 | Esi | US7140 |
| 3.5L V6 3497cc 215 CID | 1993-1994 | TSi | US7141 |
| 3.5L V6 3497cc 215 CID | 1995-1996 | TSi | US7151 |
| 3.5L V6 3497cc 215 CID | 1997 | Esi, TSi; 3 Bolt Pattern | US7151 |
| 3.5L V6 3497cc 215 CID | 1997 | Esi, TSi; 6 Bolt Pattern | US7158 |
| EDSEL | | | |
| RANGER | | | |
| 4.8L V8 4786cc 292 CID | 1959-1960 | | US488 |
| FAW | | | |
| F1 | | | |
| 1.0L L3 1000cc 61 CID | 2008 | Main (Mex) | US8986 |
| F1 (MEX) | | | |
| 1.0L L3 1000cc 61 CID | 2008-2009 | | US8986 |
| F4 (MEX) | | | |
| 1.4L L4 1400cc 85 CID | 2008 | | US8993 |
| FIAT | | | |
| 124 | | | |
| 1.2L L4 1197cc 73 CID | 1966-1969 | | US9203 |
| 1.4L L4 1438cc 88 CID | 1970 | Coupe; OHV | US9203 |
| 1.4L L4 1438cc 88 CID | 1971-1973 | Coupe; OHV, OHV; Wagon | US9203 |
| 1.6L L4 1593cc | 1974 | | US9003 |
| 1.6L L4 1608cc | 1971-1973 | Spider | US9203 |
| 1.8L L4 1756cc | 1974-1978 | | US9003 |
| 2.0L L4 1995cc | 1979-1982 | | US9003 |
| 128 | | | |
| 1.1L L4 1116cc | 1971-1973 | | US9084 |
| 1.3L L4 1290cc | 1973-1979 | | US9084 |
| 131 | | | |
| 1.8L L4 1756cc | 1975-1978 | | US9003 |
| BRAVA | | | |
| 2.0L L4 1995cc | 1978-1981 | | US9003 |
| GRANDE PUNTO | | | |
| 1.4L L4 1368cc 83 CID | 2007-2008 | Main (Mex) | US8946 |
| GRANDE PUNTO (MEX) | | | |
| 1.4L L4 1368cc 83 CID | 2007-2009 | | US8946 |
| IDEA | | | |
| 1.8L L4 1796cc 110 CID | 2008 | Adventure S; Main (Mex) | US8938 |
| IDEA ADVENTURE (MEX) | | | |
| 1.8L L4 1796cc 110 CID | 2008 | With 19 teeth pulley | US8938 |
| 1.8L L4 1796cc 110 CID | 2009 | | US8938 |
| PALIO | | | |
| 1.6L L4 1596cc 97 CID | 2004 | MPI (Mex), Main (Mex) | US8948 |
| 1.8L L4 1796cc 110 CID | 2005-2006 | Main (Mex) | US8948 |
| 1.8L L4 1796cc 110 CID | 2005 | MPI (Mex) | US8938 |
| 1.8L L4 1796cc 110 CID | 2006-2008 | Main (Mex) | US8938 |
| 1.8L L4 1796cc 110 CID | 2010 | Main, ST (Mex) | US8938 |
| PALIO (MEX) | | | |
| 1.6L L4 1593cc 98 CID | 2004-2005 | | US8948 |
| 1.8L L4 1796cc 110 CID | 2005-2006 | | US8948 |
| 1.8L L4 1796cc 110 CID | 2005-2008 | With 19 teeth pulley | US8938 |
| 1.8L L4 1796cc 110 CID | 2009 | | US8938 |
| 1.8L L4 1796cc 110 CID | 2010 | Adventure ST | US8938 |
| PANDA | | | |
| 1.2L L4 1242cc 76 CID | 2007-2011 | Dynamic (Mex) | US8945 |
| 1.2L L4 1242cc 76 CID | 2012 | Main (Mex) | US8945 |
| PANDA (MEX) | | | |
| 1.2L L4 1242cc 76 CID | 2007-2009 | | US8945 |
| 1.2L L4 1242cc 76 CID | 2011-2012 | Dynamic | US8945 |
| STRADA | | | |
| 1.5L L4 1498cc | 1979-1982 | A/C | US9085 |

| Engine | Years | Application Description | USMW |
|------------------------|-----------|--|---------|
| 1.5L L4 1498cc | 1979-1982 | W/O A/C | US9084 |
| 1.5L L4 1498cc | 1979 | Main | US8944 |
| 1.8L L4 1796cc 110 CID | 2007-2008 | Adventure; (Mex) | US8938 |
| 1.8L L4 1796cc 110 CID | 2010 | Adventure, Main, Trekking (Mex) | US8938 |
| STRADA (MEX) | | | |
| 1.8L L4 1796cc 110 CID | 2007-2008 | Adventure; With 19 teeth pulley | US8938 |
| 1.8L L4 1796cc 110 CID | 2009 | | US8938 |
| 1.8L L4 1796cc 110 CID | 2010 | Adventure ST, Adventure STX-L, Trekking S | US8938 |
| X-1/9 | | | |
| 1.3L L4 1290cc | 1974-1978 | | US9084 |
| 1.5L L4 1498cc | 1979-1982 | A/C | US9085 |
| 1.5L L4 1498cc | 1979-1982 | W/O A/C | US9084 |
| FORD | | | |
| AEROSTAR | | | |
| 2.3L L4 140 CID | 1986-1987 | Base, XL, XLT | US4054 |
| 2.8L V6 171 CID | 1986 | Base, XL, XLT | US4023 |
| 3.0L V6 2986cc 182 CID | 1986-1987 | Base, XL, XLT | US4039 |
| 3.0L V6 2986cc 182 CID | 1988 | Base, XL, XLT, Eddie Bauer | US4039 |
| 3.0L V6 2986cc 182 CID | 1989-1990 | Base, XL, XLT, Eddie Bauer, XL Plus, XLT Plus | US4039 |
| 3.0L V6 2986cc 182 CID | 1991 | Base, XL, XLT, Eddie Bauer, XL Plus, XLT Plus, XL Sport, XLT Sport | US4039 |
| 3.0L V6 2986cc 182 CID | 1992-1994 | Base, XL, XLT, XL Plus, XLT Plus, XL Sport, XLT Sport | US4039 |
| 3.0L V6 2986cc 182 CID | 1995-1997 | Base, XLT, XLT Plus, XLT Sport | US4095 |
| 4.0L V6 245 CID | 1990 | Base Eddie Bauer, Eddie Bauer XL, XL, XL Plus | US4060 |
| 4.0L V6 245 CID | 1991-1994 | Base Eddie Bauer, Eddie Bauer XL, XL, XL Plus, XLT Sport | US4060 |
| 4.0L V6 245 CID | 1995 | Base, XLT, XLT Plus, XLT Sport | US4060 |
| 4.0L V6 245 CID | 1996-1997 | Base, XLT, XLT XLT Plus, XLT Plus XLT Plus XLT Sport | US4060 |
| ASPIRE | | | |
| 1.3L L4 1295cc | 1994-1995 | Base, SE | US4049 |
| 1.3L L4 1295cc | 1996-1997 | Base | US4049 |
| B-100 | | | |
| 5.0L V8 4950cc 302 CID | 1979 | Main (Mex); Windsor | US953 |
| B100 (MEX) | | | |
| 4.7L V8 4700cc 289 CID | 1973-1974 | | US1028 |
| 4.7L V8 4700cc 289 CID | 1973-1979 | | US953 |
| 5.0L V8 5000cc 302 CID | 1973-1974 | | US1028 |
| 5.0L V8 5000cc 302 CID | 1973-1981 | | US953 |
| B150 (MEX) | | | |
| 3.8L V6 3800cc 232 CID | 1982-1985 | | US953 |
| 4.7L V8 4700cc 289 CID | 1975-1978 | | US953 |
| 5.0L V8 5000cc 302 CID | 1975-1985 | | US953 |
| B200 (MEX) | | | |
| 5.0L V8 5000cc 302 CID | 1985-1986 | | US953 |
| 5.0L V8 5000cc 302 CID | 1987-1992 | | US4044 |
| B600 | | | |
| 6.1L V8 370 CID | 1980-1989 | | US4037 |
| 7.0L V8 429 CID | 1988-1989 | | US4037 |
| B700 | | | |
| 6.1L V8 370 CID | 1980-1989 | | US4037 |
| 7.0L V8 429 CID | 1980-1989 | | US4037 |
| BRONCO | | | |
| 2.8L L6 170 CID | 1967-1972 | Main | US1044 |
| 2.8L L6 2786cc 170 CID | 1966-1972 | Main | US1044 |
| 3.3L L6 200 CID | 1973-1974 | Main | US1044 |
| 3.3L L6 3277cc 200 CID | 1973-1974 | Main | US1044 |
| 3.3L L6 3278cc 200 CID | 1973-1974 | Main | US1044 |
| 4.9L L6 4917cc 300 CID | 1980-1981 | Custom, Ranger XLT | US4030N |
| 4.9L L6 4917cc 300 CID | 1982 | Custom, XLS, XLT Lariat | US4030N |
| 4.9L L6 4917cc 300 CID | 1983 | Custom, XLS, XLT Lariat | US4020 |
| 4.9L L6 4917cc 300 CID | 1984 | Custom, XLT | US4020 |
| 4.9L L6 4917cc 300 CID | 1985-1986 | Custom, Eddie Bauer, XLT | US4020 |
| 4.9L L6 4917cc 300 CID | 1987-1989 | Custom, Eddie Bauer, XLT | US4048 |
| 4.9L L6 4917cc 300 CID | 1990-1991 | Custom, Eddie Bauer, XLT, XL | US4048 |
| 4.9L L6 4917cc 300 CID | 1992 | Eddie Bauer, XLT, XL, XLT Nite | US4048 |

| Engine | Years | Application Description | USMW |
|------------------------|-----------|---|---------|
| FORD (CONT.) | | | |
| BRONCO (CONT.) | | | |
| 5.0L V8 302 CID | 1975-1977 | High performance - Main | US1028H |
| 5.0L V8 302 CID | 1975-1977 | Main | US1028 |
| 5.0L V8 302 CID | 1980-1981 | Custom; Ranger XLT; Windsor | US953 |
| 5.0L V8 302 CID | 1980-1981 | High performance - Custom, Ranger XLT | US953H |
| 5.0L V8 302 CID | 1982-1983 | Custom; XLS; XLT Lariat; Windsor | US953 |
| 5.0L V8 302 CID | 1982-1983 | High performance - Custom, XLS, XLT Lariat | US953H |
| 5.0L V8 302 CID | 1984 | Custom; XLT; Windsor | US953 |
| 5.0L V8 302 CID | 1984 | High performance - Custom, XLT | US953H |
| 5.0L V8 302 CID | 1985-1986 | Custom; Eddie Bauer; XLT; Windsor | US953 |
| 5.0L V8 302 CID | 1985-1986 | High performance - Custom, Eddie Bauer, XLT | US953H |
| 5.0L V8 302 CID | 1987-1989 | Custom, Eddie Bauer, XLT | US4044 |
| 5.0L V8 302 CID | 1987-1989 | High performance - Custom, Eddie Bauer, XLT | US4044H |
| 5.0L V8 302 CID | 1990-1991 | Custom, Eddie Bauer, XL, XLT | US4044 |
| 5.0L V8 302 CID | 1990-1991 | High performance - Custom, Eddie Bauer, XL, XLT | US4044H |
| 5.0L V8 302 CID | 1992 | Custom, Eddie Bauer, XL, XLT, XLT Nite | US4044 |
| 5.0L V8 302 CID | 1992 | High performance - Custom, Eddie Bauer, XL, XLT Nite, XLT | US4044H |
| 5.0L V8 302 CID | 1993 | Custom, Eddie Bauer, XL, XLT Lariat | US4044 |
| 5.0L V8 302 CID | 1993 | High performance - Custom, Eddie Bauer, XL, XLT Lariat | US4044H |
| 5.0L V8 302 CID | 1994 | Eddie Bauer, XL, XLT | US4044 |
| 5.0L V8 302 CID | 1994 | High performance - Eddie Bauer, XL, XLT | US4044H |
| 5.0L V8 302 CID | 1995-1996 | Eddie Bauer, XL, XLT, XLT Sport | US4044 |
| 5.0L V8 302 CID | 1995-1996 | High performance - Eddie Bauer, XL, XLT Sport, XLT | US4044H |
| 5.8L V8 351 CID | 1978-1979 | High performance - Main | US953H |
| 5.8L V8 351 CID | 1978-1979 | Main; Modified | US932 |
| 5.8L V8 351 CID | 1978-1979 | Main; Windsor | US953 |
| 5.8L V8 351 CID | 1980-1981 | Custom; Ranger XLT; Modified | US932 |
| 5.8L V8 351 CID | 1980-1981 | Custom; Ranger XLT; Windsor | US953 |
| 5.8L V8 351 CID | 1980-1981 | High performance - Custom, Ranger XLT | US953H |
| 5.8L V8 351 CID | 1982-1983 | Custom; XLS; XLT Lariat; Windsor | US953 |
| 5.8L V8 351 CID | 1982-1983 | High performance - Custom, XLS, XLT Lariat | US953H |
| 5.8L V8 351 CID | 1982 | Custom; XLS, XLT Lariat; Modified | US932 |
| 5.8L V8 351 CID | 1984 | Custom, XLT | US953 |
| 5.8L V8 351 CID | 1984 | High performance - Custom, XLT | US953H |
| 5.8L V8 351 CID | 1985 | Custom, XLT, Eddie Bauer | US953 |
| 5.8L V8 351 CID | 1985 | High performance - Custom, XLT, Eddie Bauer | US953H |
| 5.8L V8 351 CID | 1986-1987 | Custom; Eddie Bauer; XLT; Windsor | US953 |
| 5.8L V8 351 CID | 1986-1987 | High performance - Custom, Eddie Bauer, XLT | US953H |
| 5.8L V8 351 CID | 1988-1989 | Custom, Eddie Bauer, XLT | US4044 |
| 5.8L V8 351 CID | 1988-1989 | High performance - Custom, Eddie Bauer, XLT | US4044H |
| 5.8L V8 351 CID | 1990-1991 | Custom, Eddie Bauer, XL, XLT | US4044 |
| 5.8L V8 351 CID | 1990-1991 | High performance - Custom, Eddie Bauer, XL, XLT | US4044H |
| 5.8L V8 351 CID | 1992 | Custom, Eddie Bauer, XL, XLT, XLT Nite | US4044 |
| 5.8L V8 351 CID | 1992 | High performance - Custom, Eddie Bauer, XL, XLT Nite, XLT | US4044H |
| 5.8L V8 351 CID | 1993 | Custom, Eddie Bauer, XL, XLT Lariat | US4044 |
| 5.8L V8 351 CID | 1993 | High performance - Custom, Eddie Bauer, XL, XLT Lariat | US4044H |
| 5.8L V8 351 CID | 1994 | Eddie Bauer, XL, XLT | US4044 |
| 5.8L V8 351 CID | 1994 | High performance - Eddie Bauer, XL, XLT | US4044H |
| 5.8L V8 351 CID | 1995-1996 | Eddie Bauer, XL, XLT, XLT Sport | US4044 |
| 5.8L V8 351 CID | 1995-1996 | High performance - Eddie Bauer, XL, XLT Sport, XLT | US4044H |
| 6.6L V8 400 CID | 1978-1979 | Main; Modified | US932 |
| BRONCO (MEX) | | | |
| 2.9L L6 2901cc 177 CID | 1997 | | US4042 |
| BRONCO II | | | |
| 2.8L V6 171 CID | 1984-1985 | Base, Eddie Bauer, XLS, XLT | US4023 |
| 2.9L V6 177 CID | 1986 | Base, Eddie Bauer, XLT | US4042 |
| 2.9L V6 177 CID | 1987 | Eddie Bauer, XLT, XL | US4042 |
| 2.9L V6 177 CID | 1988 | Eddie Bauer, XLT, XL, XL Sport | US4042 |
| 2.9L V6 177 CID | 1989-1990 | Eddie Bauer, XLT, XL, XL Sport, XLT Plus | US4042 |

| Engine | Years | Application Description | USMW |
|------------------------|-----------|---|---------|
| C600 | | | |
| 6.1L V8 370 CID | 1980-1986 | | US4037 |
| C700 | | | |
| 6.1L V8 370 CID | 1980-1986 | | US4037 |
| 7.0L V8 429 CID | 1980-1986 | | US4037 |
| C800 | | | |
| 6.1L V8 370 CID | 1980-1986 | | US4037 |
| 7.0L V8 429 CID | 1980-1986 | | US4037 |
| CLUB WAGON | | | |
| 2.4L L6 2360cc 144 CID | 1962-1964 | Main | US1044 |
| 2.8L L6 170 CID | 1962-1967 | Main | US1044 |
| 2.8L L6 2786cc 170 CID | 1962-1967 | Main | US1044 |
| CONTOUR | | | |
| 2.0L L4 1989cc 121 CID | 1995 | GL, GL Sport, LX Sport, LX | US4088 |
| 2.0L L4 1989cc 121 CID | 1996 | GL Sport, LX | US4088 |
| 2.0L L4 1989cc 121 CID | 1997 | Base, GL, LX | US4088 |
| 2.0L L4 1989cc 121 CID | 1998 | Base, B, GL, LX | US4115 |
| 2.0L L4 1989cc 121 CID | 1999-2000 | LX, SE | US4115 |
| 2.5L V6 2450cc 155 CID | 1995 | GL, GL Sport, LX Sport, LX, SE | US4091 |
| 2.5L V6 2450cc 155 CID | 1996-1997 | GL, LX, SE, Sport | US4091 |
| 2.5L V6 2450cc 155 CID | 1998 | GL, LX, SE, SVT | US4091 |
| 2.5L V6 2450cc 155 CID | 1999 | LX, SE | US4091 |
| 2.5L V6 2450cc 155 CID | 1999 | SVT | US4115 |
| 2.5L V6 2450cc 155 CID | 2000 | LX, SE, SVT | US4091 |
| COUGAR (MEX) | | | |
| 3.8L L6 3802cc 232 CID | 1996 | | US4103 |
| 3.8L V6 3797cc 232 CID | 1990-1994 | | US4050 |
| 3.8L V6 3800cc 232 CID | 1985-1987 | | US4016 |
| 3.8L V6 3800cc 232 CID | 1988-1989 | | US4050 |
| 3.8L V6 3802cc 232 CID | 1987 | | US4016 |
| 3.8L V6 3802cc 232 CID | 1988-1993 | | US4050 |
| 3.8L V6 3802cc 232 CID | 1994-1995 | | US4090 |
| 4.9L V8 4900cc 299 CID | 1994 | | US4057 |
| 5.0L V8 5000cc 302 CID | 1991-1993 | | US4057 |
| COUNTRY SEDAN | | | |
| 2.4L L6 2360cc 144 CID | 1960-1961 | Main | US1044 |
| 2.8L L6 2786cc 170 CID | 1960-1969 | Main | US1044 |
| 3.3L L6 3277cc 200 CID | 1965-1970 | Main | US1044 |
| 3.6L V8 3622cc 221 CID | 1962-1963 | Main | US819 |
| 4.3L V8 4261cc 260 CID | 1962-1965 | Main | US819 |
| 4.7L V8 4727cc 289 CID | 1963-1967 | Main | US819 |
| 5.8L V8 5769cc 352 CID | 1961-1964 | Main | US723 |
| 6.4L V8 6391cc 390 CID | 1961-1964 | Main | US723 |
| 6.6L V8 6654cc 406 CID | 1962-1963 | Main | US723 |
| 7.0L V8 6997cc 427 CID | 1963-1964 | Main | US723 |
| COUNTRY SQUIRE | | | |
| 2.4L L6 2360cc 144 CID | 1960-1961 | Main | US1044 |
| 2.8L L6 2786cc 170 CID | 1960-1969 | Main | US1044 |
| 3.3L L6 3277cc 200 CID | 1965-1970 | Main | US1044 |
| 3.6L V8 3622cc 221 CID | 1962-1963 | Main | US819 |
| 4.3L V8 4261cc 260 CID | 1962-1965 | Main | US819 |
| 4.7L V8 4727cc 289 CID | 1963-1965 | Main | US819 |
| 5.0L V8 302 CID | 1987 | Base, LX | US4014 |
| 5.0L V8 302 CID | 1987 | High performance - Base, LX | US4014H |
| 5.0L V8 302 CID | 1988 | Base, LX; From 06/1988 | US4052 |
| 5.0L V8 302 CID | 1988 | Base, LX; To 06/1988 | US4014 |
| 5.0L V8 302 CID | 1988 | High performance - Base, LX; From 06/88 | US4052H |
| 5.0L V8 302 CID | 1988 | High performance - Base, LX; To 06/88 | US4014H |
| 5.0L V8 302 CID | 1989-1991 | Base, LX | US4052 |
| 5.0L V8 302 CID | 1989-1991 | High performance - Base, LX | US4052H |
| 5.8L V8 5769cc 352 CID | 1961-1964 | Main | US723 |
| 6.4L V8 6391cc 390 CID | 1961-1964 | Main | US723 |
| 6.6L V8 6654cc 406 CID | 1962-1963 | Main | US723 |
| 7.0L V8 6997cc 427 CID | 1963-1964 | Main | US723 |
| COURIER | | | |
| 1.6L L4 1598cc 98 CID | 2001-2008 | Main MPI (Mex) | US8931 |
| 1.6L L4 1598cc 98 CID | 2009 | Main (Mex) | US8931 |
| 1.6L L4 1598cc 98 CID | 2010 | L (Mex) | US8931 |

| Engine | Years | Application Description | USMW |
|-------------------------------|-----------|--|---------|
| FORD (CONT.) | | | |
| COURIER (CONT.) | | | |
| 1.6L L4 1600cc 98 CID | 2003-2007 | MPI (Mex) | US8931 |
| 1.6L L4 1600cc 98 CID | 2011 | L (Mex) | US8931 |
| 1.6L L4 1600cc 98 CID | 2012 | Main; XL (Mex) | US8931 |
| 1.8L L4 110 CID | 1975-1979 | Main | US1042 |
| 2.0L L4 1989cc 122 CID | 1979 | Main | US1042 |
| 2.0L L4 1989cc 122 CID | 1981-1982 | Base, XLT | US1042 |
| 2.3L L4 140 CID | 1977-1979 | Main | US4005 |
| 2.3L L4 140 CID | 1980-1982 | Base, XLT | US4005 |
| COURIER (MEX) | | | |
| 1.6L L4 1596cc 97 CID | 2001-2009 | | US8931 |
| 1.6L L4 1600cc 98 CID | 2010 | L, L Plus, XL | US8931 |
| 1.6L L4 1600cc 98 CID | 2011 | L | US8931 |
| 1.6L L4 1600cc 98 CID | 2012 | XL | US8931 |
| COURIER SEDAN DELIVERY | | | |
| 3.9L V8 3917cc 239 CID | 1954 | | US488 |
| 4.4L V8 4458cc 272 CID | 1955-1957 | | US488 |
| 4.8L V8 4786cc 292 CID | 1957-1958 | | US488 |
| CRESTLINE | | | |
| 3.9L V8 3917cc 239 CID | 1954 | | US488 |
| CROWN VICTORIA | | | |
| 4.6L V8 281 CID | 1992 | Base, LX, S, Touring Sedan | US4066 |
| 4.6L V8 281 CID | 1993 | Base, LX, S, Police Interceptor | US4066 |
| 4.6L V8 281 CID | 1994-1997 | Base, LX, Police Interceptor, S | US4066 |
| 4.6L V8 281 CID | 1998-2000 | Base, LX, Police Interceptor, S | US4113 |
| 4.6L V8 281 CID | 2001-2002 | Base, Long | US4113 |
| 4.6L V8 281 CID | 2001-2002 | Base, Short | US4128 |
| 4.6L V8 281 CID | 2003-2011 | | US4128 |
| CUSTOM | | | |
| 4.7L V8 4727cc 289 CID | 1965 | Main | US819 |
| 4.8L V8 4786cc 292 CID | 1957 | | US488 |
| CUSTOM 300 | | | |
| 4.8L V8 4786cc 292 CID | 1958-1960 | | US488 |
| CUSTOM 500 | | | |
| 4.3L V8 260 CID | 1964 | Main | US819 |
| 4.7L V8 289 CID | 1964-1968 | Main | US819 |
| 4.7L V8 4727cc 289 CID | 1968 | Main | US819 |
| 5.8L V8 351 CID | 1975-1977 | High performance - Main | US953H |
| 5.8L V8 351 CID | 1975-1977 | Main; Modified | US932 |
| 5.8L V8 351 CID | 1976-1977 | Main; Windsor | US953 |
| 5.8L V8 352 CID | 1964 | Main | US723 |
| 6.4L V8 390 CID | 1964 | Main | US723 |
| 6.6L V8 400 CID | 1975-1977 | Main; Modified | US932 |
| 7.5L V8 460 CID | 1975-1976 | Main | US1114 |
| CUSTOMLINE | | | |
| 3.9L V8 3917cc 239 CID | 1954 | | US488 |
| 4.4L V8 4458cc 272 CID | 1955-1956 | | US488 |
| E-100 ECONOLINE | | | |
| 2.8L L6 170 CID | 1969-1971 | Main | US1044 |
| 2.8L L6 2786cc 170 CID | 1969-1971 | Main | US1044 |
| 4.9L L6 4917cc 300 CID | 1975-1979 | Main | US4030N |
| 4.9L L6 4917cc 300 CID | 1980-1982 | Base, Chateau, Custom | US4030N |
| 4.9L L6 4917cc 300 CID | 1983 | Custom, XL | US4020 |
| 5.0L V8 302 CID | 1974 | | US1052 |
| 5.0L V8 302 CID | 1975-1979 | High performance - Main | US953H |
| 5.0L V8 302 CID | 1975-1979 | Main; Windsor | US953 |
| 5.0L V8 302 CID | 1980-1982 | Chateau, Custom | US953 |
| 5.0L V8 302 CID | 1980-1982 | High performance - Base, Chateau, Custom | US953H |
| 5.0L V8 302 CID | 1983 | Custom; XL; Windsor | US953 |
| 5.0L V8 302 CID | 1983 | High performance - Custom, XL | US953H |
| 5.8L V8 351 CID | 1975-1979 | High performance - Main | US953H |
| 5.8L V8 351 CID | 1975-1979 | Main; Windsor | US953 |
| 5.8L V8 351 CID | 1980-1982 | Base; Chateau; Custom; Modified | US932 |
| 5.8L V8 351 CID | 1980-1982 | Base; Chateau; Custom; Windsor | US953 |
| 5.8L V8 351 CID | 1980-1982 | High performance - Base, Chateau, Custom | US953H |
| 5.8L V8 351 CID | 1983 | Custom; XL; Windsor | US953 |

| Engine | Years | Application Description | USMW |
|-----------------------------------|-----------|--|---------|
| 5.8L V8 351 CID | 1983 | High performance - Custom, XL | US953H |
| E-100 ECONOLINE CLUB WAGON | | | |
| 4.9L L6 4917cc 300 CID | 1975-1979 | Main | US4030N |
| 4.9L L6 4917cc 300 CID | 1980-1982 | Base, Chateau, Custom | US4030N |
| 4.9L L6 4917cc 300 CID | 1983 | Custom, XL | US4020 |
| 5.0L V8 302 CID | 1979 | High performance - Main | US953H |
| 5.0L V8 302 CID | 1979 | Main; Windsor | US953 |
| 5.0L V8 302 CID | 1980-1982 | Base; Chateau; Custom; Windsor | US953 |
| 5.0L V8 302 CID | 1980-1982 | High performance - Base, Chateau, Custom | US953H |
| 5.0L V8 302 CID | 1983 | Custom; XL; Windsor | US953 |
| 5.0L V8 302 CID | 1983 | High performance - Custom, XL | US953H |
| 5.8L V8 351 CID | 1975-1979 | High performance - Main | US953H |
| 5.8L V8 351 CID | 1975-1979 | Main; Windsor | US953 |
| 5.8L V8 351 CID | 1980-1982 | Base; Chateau, Custom; Modified | US932 |
| 5.8L V8 351 CID | 1980-1982 | Base; Chateau, Custom; Windsor | US953 |
| 5.8L V8 351 CID | 1980-1982 | High performance - Base, Chateau, Custom | US953H |
| 5.8L V8 351 CID | 1983 | Custom; XL; Windsor | US953 |
| 5.8L V8 351 CID | 1983 | High performance - Custom, XL | US953H |
| E-150 | | | |
| 4.2L V6 256 CID | 2003 | Base | US4105 |
| 4.6L V8 281 CID | 2003-2005 | Base | US4122 |
| 4.6L V8 281 CID | 2003-2005 | Base; Main | US4110 |
| 4.6L V8 281 CID | 2006-2013 | Base, XL, XLT | US4110 |
| 4.6L V8 281 CID | 2006-2014 | Base, XL, XLT | US4122 |
| 5.4L V8 330 CID | 2003-2005 | Base | US4110 |
| 5.4L V8 330 CID | 2003-2005 | Base | US4122 |
| 5.4L V8 330 CID | 2006-2007 | Base, Chateau, XL, XLT | US4110 |
| 5.4L V8 330 CID | 2006-2014 | Base, XL, XLT | US4122 |
| 5.4L V8 330 CID | 2008-2013 | Base, XL, XLT | US4110 |
| E-150 (MEX) | | | |
| 4.6L V8 4606cc 281 CID | 2010-2014 | XL, | US4110 |
| E-150 CLUB WAGON | | | |
| 4.2L V6 256 CID | 2003 | Chateau, XL, XLT | US4105 |
| 4.6L V8 281 CID | 2003-2005 | Base, Chateau, XL, XLT | US4122 |
| 5.4L V8 330 CID | 2003-2005 | Base, Chateau, XL, XLT | US4122 |
| E-150 ECONOLINE | | | |
| 4.2L V6 256 CID | 1997-2000 | Base, XL | US4105 |
| 4.2L V6 256 CID | 2001-2002 | Base | US4105 |
| 4.6L V8 281 CID | 1997-1998 | Base, XL | US4122 |
| 4.6L V8 281 CID | 1999-2002 | Base | US4130 |
| 4.6L V8 281 CID | 2000 | Base, XL | US4130 |
| 4.9L L6 4917cc 300 CID | 1975-1977 | Main; Before S/N 080001 | US4033 |
| 4.9L L6 4917cc 300 CID | 1975-1977 | Main; From Engine #080001 | US4030N |
| 4.9L L6 4917cc 300 CID | 1978-1979 | Main | US4030N |
| 4.9L L6 4917cc 300 CID | 1980-1982 | Base, Chateau, Custom | US4030N |
| 4.9L L6 4917cc 300 CID | 1983 | Custom, XL | US4020 |
| 4.9L L6 4917cc 300 CID | 1984-1986 | Base, XL | US4020 |
| 4.9L L6 4917cc 300 CID | 1987-1991 | Custom, XL | US4048 |
| 4.9L L6 4917cc 300 CID | 1992 | Base, XL | US4079 |
| 4.9L L6 4917cc 300 CID | 1993-1996 | Base, XL | US4099 |
| 5.0L V8 302 CID | 1975-1979 | High performance - Main | US953H |
| 5.0L V8 302 CID | 1975-1979 | Main; Windsor | US953 |
| 5.0L V8 302 CID | 1980-1982 | Base; Chateau; Custom; Windsor | US953 |
| 5.0L V8 302 CID | 1980-1982 | High performance - Base, Chateau, Custom | US953H |
| 5.0L V8 302 CID | 1983 | Custom; XL; Windsor | US953 |
| 5.0L V8 302 CID | 1983 | High performance - Custom, XL | US953H |
| 5.0L V8 302 CID | 1984-1986 | High performance - Base, XL | US953H |
| 5.0L V8 302 CID | 1984 | Base; XL; Windsor | US953 |
| 5.0L V8 302 CID | 1985-1986 | Base, XL; Windsor | US953 |
| 5.0L V8 302 CID | 1987-1991 | Custom, XL | US4044 |
| 5.0L V8 302 CID | 1987-1991 | High performance - Custom, XL | US4044H |
| 5.0L V8 302 CID | 1992-1996 | Base, XL | US4044 |
| 5.0L V8 302 CID | 1992-1996 | High performance - Base, XL | US4044H |
| 5.4L V8 330 CID | 1997-1999 | Base, XL | US4122 |
| 5.4L V8 330 CID | 2000 | Base, XL | US4130 |
| 5.4L V8 330 CID | 2001-2002 | Base | US4130 |
| 5.8L V8 351 CID | 1975-1979 | High performance - Main | US953H |
| 5.8L V8 351 CID | 1975-1979 | Main; Windsor | US953 |
| 5.8L V8 351 CID | 1980-1982 | Base; Chateau; Custom; Modified | US932 |

| Engine | Years | Application Description | USMW |
|-----------------------------------|-----------|--|---------|
| FORD (CONT.) | | | |
| E-150 ECONOLINE (CONT.) | | | |
| 5.8L V8 351 CID | 1980-1982 | Base; Chateau; Custom; Windsor | US953 |
| 5.8L V8 351 CID | 1980-1982 | High performance - Base, Chateau, Custom | US953H |
| 5.8L V8 351 CID | 1983-1987 | Custom; XL; Windsor | US953 |
| 5.8L V8 351 CID | 1983-1987 | High performance - Custom, XL | US953H |
| 5.8L V8 351 CID | 1984-1985 | Base, XL; Windsor | US953 |
| 5.8L V8 351 CID | 1984-1985 | High performance - Base, XL; Windsor | US953H |
| 5.8L V8 351 CID | 1986 | Base; XL; Windsor | US953 |
| 5.8L V8 351 CID | 1986 | High performance - Base, XL | US953H |
| 5.8L V8 351 CID | 1988-1991 | Custom, XL | US4044 |
| 5.8L V8 351 CID | 1988-1991 | High performance - Custom, XL | US4044H |
| 5.8L V8 351 CID | 1992-1996 | Base, XL | US4044 |
| 5.8L V8 351 CID | 1992-1996 | High performance - Base, XL | US4044H |
| E-150 ECONOLINE CLUB WAGON | | | |
| 4.2L V6 256 CID | 1997-2000 | Chateau, XLT, Custom | US4105 |
| 4.2L V6 256 CID | 2001-2002 | Chateau, XLT, XL | US4105 |
| 4.6L V8 281 CID | 1997-1998 | Chateau, Custom, XLT | US4122 |
| 4.6L V8 281 CID | 1999-2000 | Chateau, XLT, Custom | US4130 |
| 4.6L V8 281 CID | 2001-2002 | Chateau, XLT, XL | US4130 |
| 4.9L L6 4917cc 300 CID | 1975-1977 | Main; Before S/N 080001 | US4033 |
| 4.9L L6 4917cc 300 CID | 1975-1977 | Main; From Engine #080001 | US4030N |
| 4.9L L6 4917cc 300 CID | 1978-1979 | Main | US4030N |
| 4.9L L6 4917cc 300 CID | 1980-1982 | Base, Chateau, Custom | US4030N |
| 4.9L L6 4917cc 300 CID | 1983 | Custom, XL | US4020 |
| 4.9L L6 4917cc 300 CID | 1984-1986 | Base, XLT, XL | US4020 |
| 4.9L L6 4917cc 300 CID | 1987-1991 | Custom, XL, XLT | US4048 |
| 4.9L L6 4917cc 300 CID | 1992 | Chateau, Custom, XLT | US4079 |
| 4.9L L6 4917cc 300 CID | 1993-1996 | Chateau, Custom, XLT | US4099 |
| 5.0L V8 302 CID | 1979 | High performance - Main | US953H |
| 5.0L V8 302 CID | 1979 | Main; Windsor | US953 |
| 5.0L V8 302 CID | 1980-1982 | Base; Chateau; Custom; Windsor | US953 |
| 5.0L V8 302 CID | 1980-1982 | High performance - Base, Chateau, Custom | US953H |
| 5.0L V8 302 CID | 1983 | Custom; XL; Windsor | US953 |
| 5.0L V8 302 CID | 1983 | High performance - Custom, XL | US953H |
| 5.0L V8 302 CID | 1984-1986 | High performance - Base, XLT, XL | US953H |
| 5.0L V8 302 CID | 1984 | Base, XLT; XL; Windsor | US953 |
| 5.0L V8 302 CID | 1985-1986 | Base, XL, XLT; Windsor | US953 |
| 5.0L V8 302 CID | 1987-1991 | Custom, XLT, XL | US4044 |
| 5.0L V8 302 CID | 1987-1991 | High performance - Custom, XLT, XL | US4044H |
| 5.0L V8 302 CID | 1992-1996 | Chateau, Custom, XLT | US4044 |
| 5.0L V8 302 CID | 1992-1996 | High performance - Chateau, Custom, XLT | US4044H |
| 5.4L V8 330 CID | 1997-1999 | Chateau, Custom, XLT | US4122 |
| 5.4L V8 330 CID | 2000 | Chateau, XLT, Custom | US4130 |
| 5.4L V8 330 CID | 2001-2002 | Chateau, XLT, XL | US4130 |
| 5.8L V8 351 CID | 1975-1979 | High performance - Main | US953H |
| 5.8L V8 351 CID | 1975-1979 | Main; Windsor | US953 |
| 5.8L V8 351 CID | 1980-1982 | Base; Chateau; Custom; Modified | US932 |
| 5.8L V8 351 CID | 1980-1982 | Base; Chateau; Custom; Windsor | US953 |
| 5.8L V8 351 CID | 1980-1982 | High performance - Base, Chateau, Custom | US953H |
| 5.8L V8 351 CID | 1983 | Custom; XL; Windsor | US953 |
| 5.8L V8 351 CID | 1983-1987 | High performance - Custom, XL | US953H |
| 5.8L V8 351 CID | 1984-1985 | Base, XL; Windsor | US953 |
| 5.8L V8 351 CID | 1984-1985 | High performance - Base, XL; Windsor | US953H |
| 5.8L V8 351 CID | 1986 | Base; XL; Windsor | US953 |
| 5.8L V8 351 CID | 1986 | High performance - Base, XL | US953H |
| 5.8L V8 351 CID | 1988-1991 | Custom, XL | US4044 |
| 5.8L V8 351 CID | 1988-1991 | High performance - Custom, XL | US4044H |
| 5.8L V8 351 CID | 1992-1996 | Chateau, Custom, XLT | US4044 |
| 5.8L V8 351 CID | 1992-1996 | High performance - Chateau, Custom, XLT | US4044H |
| E-200 ECONOLINE | | | |
| 2.8L L6 170 CID | 1969-1971 | Main | US1044 |
| E-250 | | | |
| 4.2L V6 256 CID | 2003 | Base | US4105 |
| 4.6L V8 281 CID | 2003-2013 | Base; Main | US4110 |
| 4.6L V8 281 CID | 2003-2014 | Base | US4122 |

| Engine | Years | Application Description | USMW |
|-----------------------------------|-----------|--|---------|
| 5.4L V8 330 CID | 2003-2013 | Base; Main | US4110 |
| 5.4L V8 330 CID | 2003-2014 | Base | US4122 |
| E-250 ECONOLINE | | | |
| 4.2L V6 256 CID | 1997-2000 | Base, XL | US4105 |
| 4.2L V6 256 CID | 2001-2002 | Base | US4105 |
| 4.9L L6 4917cc 300 CID | 1975-1977 | Main; Before S/N 080001 | US4033 |
| 4.9L L6 4917cc 300 CID | 1975-1977 | Main; From Engine #080001 | US4030N |
| 4.9L L6 4917cc 300 CID | 1978-1979 | Main | US4030N |
| 4.9L L6 4917cc 300 CID | 1980-1982 | Base, Chateau, Custom | US4030N |
| 4.9L L6 4917cc 300 CID | 1983 | Custom, XL | US4020 |
| 4.9L L6 4917cc 300 CID | 1984 | Base, X; Dual rear wheels | US4083 |
| 4.9L L6 4917cc 300 CID | 1984 | Base, X; Single rear wheels | US4020 |
| 4.9L L6 4917cc 300 CID | 1985-1986 | Base, XL | US4020 |
| 4.9L L6 4917cc 300 CID | 1987-1991 | Custom, XL | US4048 |
| 4.9L L6 4917cc 300 CID | 1992 | Base, XL | US4079 |
| 4.9L L6 4917cc 300 CID | 1993-1996 | Base, XL | US4099 |
| 5.0L V8 302 CID | 1975-1979 | High performance - Main | US953H |
| 5.0L V8 302 CID | 1975-1979 | Main; Windsor | US953 |
| 5.0L V8 302 CID | 1980-1982 | Base; Chateau; Custom; Windsor | US953 |
| 5.0L V8 302 CID | 1980-1982 | High performance - Base, Chateau, Custom | US953H |
| 5.0L V8 302 CID | 1983 | Custom; XL; Windsor | US953 |
| 5.0L V8 302 CID | 1983 | High performance - Custom, XL | US953H |
| 5.0L V8 302 CID | 1984-1986 | High performance - Base, XL | US953H |
| 5.0L V8 302 CID | 1984 | Base; XL; Windsor | US953 |
| 5.0L V8 302 CID | 1985-1986 | Base, XL; Windsor | US953 |
| 5.0L V8 302 CID | 1987-1991 | Custom, XL | US4044 |
| 5.0L V8 302 CID | 1987-1991 | High performance - Custom, XL | US4044H |
| 5.4L V8 330 CID | 1997-1999 | Base, XL | US4122 |
| 5.4L V8 330 CID | 1997-2002 | Base, XL | US4130 |
| 5.8L V8 351 CID | 1975-1979 | High performance - Main | US953H |
| 5.8L V8 351 CID | 1975-1979 | Main; Windsor | US953 |
| 5.8L V8 351 CID | 1980-1982 | Base; Chateau; Custom; Modified | US932 |
| 5.8L V8 351 CID | 1980-1982 | Base; Chateau; Custom; Windsor | US953 |
| 5.8L V8 351 CID | 1980-1982 | High performance - Base, Chateau, Custom | US953H |
| 5.8L V8 351 CID | 1983-1987 | Custom; XL; Windsor | US953 |
| 5.8L V8 351 CID | 1983-1987 | High performance - Custom, XL | US953H |
| 5.8L V8 351 CID | 1984-1985 | Base, XL; Windsor | US953 |
| 5.8L V8 351 CID | 1984-1985 | High performance - Base, XL; Windsor | US953H |
| 5.8L V8 351 CID | 1986 | Base; XL; Windsor | US953 |
| 5.8L V8 351 CID | 1986 | High performance - Base, XL | US953H |
| 5.8L V8 351 CID | 1988-1991 | Custom, XL | US4044 |
| 5.8L V8 351 CID | 1988-1991 | High performance - Custom, XL | US4044H |
| 5.8L V8 351 CID | 1992-1996 | Base, XL | US4044 |
| 5.8L V8 351 CID | 1992-1996 | High performance - Base, XL | US4044H |
| 6.6L V8 400 CID | 1980 | Base, Chateau, Custom; Modified | US932 |
| 7.5L V8 460 CID | 1975-1979 | Main | US1114 |
| 7.5L V8 460 CID | 1980 | Base, Chateau, Custom | US1114 |
| E-250 ECONOLINE CLUB WAGON | | | |
| 4.9L L6 4917cc 300 CID | 1977 | Main; Before S/N 080001 | US4033 |
| 4.9L L6 4917cc 300 CID | 1977 | Main; From Engine #080001 | US4030N |
| 4.9L L6 4917cc 300 CID | 1978-1979 | Main | US4030N |
| 4.9L L6 4917cc 300 CID | 1980 | Base, Chateau, Custom | US4030N |
| 4.9L L6 4917cc 300 CID | 1983 | Custom, XL | US4020 |
| 4.9L L6 4917cc 300 CID | 1984 | Base; XL; XLT; Dual rear wheels | US4083 |
| 4.9L L6 4917cc 300 CID | 1984 | Base; XL; XLT; Single rear wheels | US4020 |
| 4.9L L6 4917cc 300 CID | 1985-1986 | Base, XLT, XL | US4020 |
| 4.9L L6 4917cc 300 CID | 1987 | XL, XLT | US4048 |
| 4.9L L6 4917cc 300 CID | 1988-1991 | Custom, XL, XLT | US4048 |
| 5.0L V8 302 CID | 1979 | High performance - Main | US953H |
| 5.0L V8 302 CID | 1979 | Main; Windsor | US953 |
| 5.0L V8 302 CID | 1980 | Base; Chateau; Custom; Windsor | US953 |
| 5.0L V8 302 CID | 1980 | High performance - Base, Chateau, Custom | US953H |
| 5.8L V8 351 CID | 1975-1979 | High performance - Main | US953H |
| 5.8L V8 351 CID | 1975-1979 | Main; Windsor | US953 |
| 5.8L V8 351 CID | 1980-1982 | Base; Chateau; Custom; Modified | US932 |
| 5.8L V8 351 CID | 1980-1982 | Base; Chateau; Custom; Windsor | US953 |
| 5.8L V8 351 CID | 1980-1982 | High performance - Base, Chateau, Custom | US953H |
| 5.8L V8 351 CID | 1983 | Custom; XL; Windsor | US953 |
| 5.8L V8 351 CID | 1983 | High performance - Custom, XL | US953H |

| Engine | Years | Application Description | USMW |
|---|-----------|--|---------|
| FORD (CONT.) | | | |
| E-250 ECONOLINE CLUB WAGON (CONT.) | | | |
| 5.8L V8 351 CID | 1984 | Base; XLT; XL; Windsor | US953 |
| 5.8L V8 351 CID | 1984 | High performance - Base, XLT, XL | US953H |
| 5.8L V8 351 CID | 1985 | Base, XL, XLT; Windsor | US953 |
| 5.8L V8 351 CID | 1985 | High performance - Base, XL, XLT; Windsor | US953H |
| 5.8L V8 351 CID | 1986 | Base; XL; XLT; Windsor | US953 |
| 5.8L V8 351 CID | 1986 | High performance - Base, XL, XLT | US953H |
| 5.8L V8 351 CID | 1987 | Custom; XL; XLT; Windsor | US953 |
| 5.8L V8 351 CID | 1987 | High performance - Custom, XL, XLT | US953H |
| 5.8L V8 351 CID | 1988-1991 | Custom, XL, XLT | US4044 |
| 5.8L V8 351 CID | 1988-1991 | High performance - Custom, XL, XLT | US4044H |
| 6.6L V8 400 CID | 1980-1982 | Base, Chateau, Custom; Modified | US932 |
| 6.9L V8 420 CID | 1983 | Custom, XL | US4018 |
| 6.9L V8 420 CID | 1984-1986 | Base, XL, XLT | US4018 |
| 6.9L V8 420 CID | 1987 | Custom, XL, XLT | US4018 |
| 7.3L V8 445 CID | 1988-1991 | Custom, XL, XLT | US4018 |
| 7.5L V8 460 CID | 1975-1979 | Main | US1114 |
| 7.5L V8 460 CID | 1980-1982 | Base, Chateau, Custom | US1114 |
| 7.5L V8 460 CID | 1983 | Custom, XL | US1114 |
| 7.5L V8 460 CID | 1984-1986 | Base, XL, XLT | US1114 |
| 7.5L V8 460 CID | 1987-1991 | Custom, XL, XLT | US1114 |
| 7.5L V8 460 CID | 1988-1989 | Custom, XL, XLT | US4081 |
| E-250 SUPER DUTY | | | |
| 5.4L V8 330 CID | 2004-2005 | Base | US4110 |
| E-300 ECONOLINE | | | |
| 2.8L L6 170 CID | 1969-1970 | Main | US1044 |
| 5.0L V8 302 CID | 1974 | | US1052 |
| E-350 (MEX) | | | |
| 5.4L V8 5409cc 330 CID | 2010-2014 | XL | US4110 |
| E-350 CLUB WAGON | | | |
| 5.4L V8 330 CID | 2003-2005 | Chateau, XL, XLT | US4110 |
| 6.0L V8 363 CID | 2004-2005 | Chateau, XL, XLT | US67 |
| 6.8L V10 415 CID | 2003-2005 | Chateau, XL, XLT | US4109 |
| 7.3L V8 445 CID | 2003 | Chateau, XL, XLT | US4114 |
| E-350 ECONOLINE | | | |
| 4.9L L6 4917cc 300 CID | 1975-1977 | Main; Before S/N 080001 | US4033 |
| 4.9L L6 4917cc 300 CID | 1975-1977 | Main; From Engine #080001 | US4030N |
| 4.9L L6 4917cc 300 CID | 1978-1979 | Main | US4030N |
| 4.9L L6 4917cc 300 CID | 1980-1982 | Base, Chateau, Custom | US4030N |
| 4.9L L6 4917cc 300 CID | 1983 | Custom, XL | US4020 |
| 4.9L L6 4917cc 300 CID | 1984 | Base, XL; Dual rear wheels | US4083 |
| 4.9L L6 4917cc 300 CID | 1984 | Base, XL; Single rear wheels | US4020 |
| 4.9L L6 4917cc 300 CID | 1985-1986 | Base, XL | US4020 |
| 4.9L L6 4917cc 300 CID | 1987-1991 | Custom, XL | US4048 |
| 4.9L L6 4917cc 300 CID | 1992 | Base, XL | US4079 |
| 4.9L L6 4917cc 300 CID | 1993-1996 | Base, XL | US4099 |
| 5.0L V8 302 CID | 1975-1979 | High performance - Main | US953H |
| 5.0L V8 302 CID | 1975-1979 | Main; Windsor | US953 |
| 5.4L V8 330 CID | 1997-1998 | Base, XL | US4122 |
| 5.4L V8 330 CID | 1997 | Base, XL | US4130 |
| 5.8L V8 351 CID | 1975-1979 | High performance - Main | US953H |
| 5.8L V8 351 CID | 1975-1979 | Main; Windsor | US953 |
| 5.8L V8 351 CID | 1980-1982 | Base; Chateau; Custom; Modified | US932 |
| 5.8L V8 351 CID | 1980-1982 | Base; Chateau; Custom; Windsor | US953 |
| 5.8L V8 351 CID | 1980-1982 | High performance - Base, Chateau, Custom | US953H |
| 5.8L V8 351 CID | 1983-1987 | Custom; XL; Windsor | US953 |
| 5.8L V8 351 CID | 1983-1987 | High performance - Custom, XL | US953H |
| 5.8L V8 351 CID | 1984-1986 | Base; XL; Windsor | US953 |
| 5.8L V8 351 CID | 1984-1986 | High performance - Base, XL | US953H |
| 5.8L V8 351 CID | 1988-1991 | Custom, XL | US4044 |
| 5.8L V8 351 CID | 1988-1991 | High performance - Custom, XL, XLT | US4044H |
| 5.8L V8 351 CID | 1990 | Custom, XL | US4044 |
| 5.8L V8 351 CID | 1990 | High performance - Custom, XL | US4044H |
| 5.8L V8 351 CID | 1992-1993 | Chateau, Chateau HD, XLT HD, Custom, Custom HD, XLT | US4044 |
| 5.8L V8 351 CID | 1992-1993 | High performance - Chateau HD, Chateau, XLT HD, Custom HD, Custom, XLT | US4044H |
| 5.8L V8 351 CID | 1994-1996 | Chateau, Chateau HD, XLT HD, Custom, XL HD, XLT | US4044 |

| Engine | Years | Application Description | USMW |
|-----------------------------------|-----------|--|---------|
| 7.3L V8 445 CID | 1988-1991 | Custom, XL | US4018 |
| 7.3L V8 445 CID | 1992-1994 | Base, XL | US4018 |
| 7.3L V8 445 CID | 1995 | Base, XL | US4096 |
| 7.3L V8 445 CID | 1996 | Base; From Engine # 201681, XL; From Engine # 201681 | US4114 |
| 7.3L V8 445 CID | 1996 | Base; To Engine # 201680, XL; To Engine # 201680 | US4096 |
| 7.3L V8 445 CID | 1997-1998 | Base, XL | US4114 |
| 7.5L V8 460 CID | 1975-1979 | Main | US1114 |
| 7.5L V8 460 CID | 1980-1982 | Base, Chateau, Custom | US1114 |
| 7.5L V8 460 CID | 1983-1991 | Custom, XL | US1114 |
| 7.5L V8 460 CID | 1984-1986 | Base, XL | US1114 |
| 7.5L V8 460 CID | 1988-1989 | Custom, XL | US4081 |
| 7.5L V8 460 CID | 1992 | Base, XL; From 02/03/1992 | US4077 |
| 7.5L V8 460 CID | 1992 | Base, XL; To 02/03/1992 | US1114 |
| 7.5L V8 460 CID | 1993-1994 | Base, XL | US4077 |
| 7.5L V8 460 CID | 1995-1996 | Base, XL | US4086 |
| E-350 ECONOLINE CLUB WAGON | | | |
| 4.9L L6 4917cc 300 CID | 1977 | Main; Before S/N 080001 | US4033 |
| 4.9L L6 4917cc 300 CID | 1977 | Main; From Engine #080001 | US4030N |
| 4.9L L6 4917cc 300 CID | 1978-1979 | Main | US4030N |
| 4.9L L6 4917cc 300 CID | 1980-1982 | Base, Chateau, Custom | US4030N |
| 4.9L L6 4917cc 300 CID | 1983 | Custom, XL | US4020 |
| 4.9L L6 4917cc 300 CID | 1984 | Base, XL, XLT; Dual rear wheels | US4083 |
| 4.9L L6 4917cc 300 CID | 1984 | Base, XL, XLT; Single rear wheels | US4020 |
| 4.9L L6 4917cc 300 CID | 1985-1986 | Base, XL, XLT | US4020 |
| 4.9L L6 4917cc 300 CID | 1987-1991 | Custom, XL, XLT | US4048 |
| 4.9L L6 4917cc 300 CID | 1990 | Custom, XL | US4048 |
| 4.9L L6 4917cc 300 CID | 1992 | Chateau, Chateau HD, Custom, Custom HD, XLT, XLT HD | US4079 |
| 4.9L L6 4917cc 300 CID | 1993 | Chateau HD, XLT HD, Chateau, Custom, XLT, Custom HD | US4099 |
| 4.9L L6 4917cc 300 CID | 1994-1995 | Chateau HD, XLT HD, Chateau, Custom, XLT, XL HD | US4099 |
| 4.9L L6 4917cc 300 CID | 1996 | Chateau, Chateau HD, Custom, Custom HD, XLT, XLT HD | US4099 |
| 5.0L V8 302 CID | 1979 | High performance - Main | US953H |
| 5.0L V8 302 CID | 1979 | Main; Windsor | US953 |
| 5.4L V8 330 CID | 1997 | Chateau, Chateau HD, Custom, Custom HD, XLT, XLT HD | US4122 |
| 5.4L V8 330 CID | 1997 | Custom, XL, XLT | US4130 |
| 5.4L V8 330 CID | 1998 | Chateau, Custom, XLT, XL HD, XLT HD | US4122 |
| 5.4L V8 330 CID | 1999 | Custom, XL, XLT | US4122 |
| 5.4L V8 330 CID | 2000 | Chateau, XLT, Custom | US4130 |
| 5.4L V8 330 CID | 2001-2002 | Chateau, XLT, Custom, XL | US4130 |
| 5.8L V8 351 CID | 1977-1979 | High performance - Main | US953H |
| 5.8L V8 351 CID | 1977-1979 | Main; Windsor | US953 |
| 5.8L V8 351 CID | 1980-1982 | Base; Chateau; Custom; Modified | US932 |
| 5.8L V8 351 CID | 1980-1982 | Base; Chateau; Custom; Windsor | US953 |
| 5.8L V8 351 CID | 1980-1982 | High performance - Base, Chateau, Custom | US953H |
| 5.8L V8 351 CID | 1983 | Custom, XL; Windsor | US953 |
| 5.8L V8 351 CID | 1983 | High performance - Custom, XL; Windsor | US953H |
| 5.8L V8 351 CID | 1984-1985 | Base; XLT; XL; Windsor | US953 |
| 5.8L V8 351 CID | 1984-1985 | High performance - Base, XLT, XL | US953H |
| 5.8L V8 351 CID | 1986 | Base; XL; XLT; Windsor | US953 |
| 5.8L V8 351 CID | 1986 | High performance - Base, XL, XLT | US953H |
| 5.8L V8 351 CID | 1987 | Custom; XL; XLT; Windsor | US953 |
| 5.8L V8 351 CID | 1987 | High performance - Custom, XL, XLT | US953H |
| 5.8L V8 351 CID | 1988-1991 | Custom, XL, XLT | US4044 |
| 5.8L V8 351 CID | 1988-1991 | High performance - Custom, XL, XLT | US4044H |
| 5.8L V8 351 CID | 1990 | Custom, XL | US4044 |
| 5.8L V8 351 CID | 1990 | High performance - Custom, XL | US4044H |
| 5.8L V8 351 CID | 1992-1993 | Chateau, Chateau HD, XLT HD, Custom, Custom HD, XLT | US4044 |
| 5.8L V8 351 CID | 1992-1993 | High performance - Chateau HD, Chateau, XLT HD, Custom HD, Custom, XLT | US4044H |
| 5.8L V8 351 CID | 1994-1996 | Chateau, Chateau HD, XLT HD, Custom, XL HD, XLT | US4044 |

| Engine | Years | Application Description | USMW |
|---|-----------|---|---------|
| FORD (CONT.) | | | |
| E-350 ECONOLINE CLUB WAGON (CONT.) | | | |
| 5.8L V8 351 CID | 1994-1996 | High performance - Chateau HD, Chateau, XLT HD, Custom, XL HD, XLT | US4044H |
| 6.6L V8 400 CID | 1980-1982 | Base, Chateau, Custom; Modified | US932 |
| 6.8L V10 415 CID | 1997-1998 | Chateau, XLT, Custom, XL HD, XLT HD | US4109 |
| 6.8L V10 415 CID | 1999-2000 | Chateau, XLT, Custom | US4109 |
| 6.8L V10 415 CID | 2001-2002 | Chateau, XLT, XL | US4109 |
| 6.9L V8 420 CID | 1983 | Custom, XL | US4018 |
| 6.9L V8 420 CID | 1984-1986 | Base, XL, XLT | US4018 |
| 6.9L V8 420 CID | 1987 | Custom, XL, XLT | US4018 |
| 7.3L V8 445 CID | 1988-1991 | Custom, XL, XLT | US4018 |
| 7.3L V8 445 CID | 1990 | Custom, XL | US4018 |
| 7.3L V8 445 CID | 1992-1993 | Chateau, Chateau HD, XLT HD, Custom, Custom HD, XLT | US4018 |
| 7.3L V8 445 CID | 1994 | Chateau, Chateau HD, XLT HD, Custom, XL HD, XLT | US4018 |
| 7.3L V8 445 CID | 1995 | Chateau, Chateau HD, Custom, XL HD, XLT, XLT HD | US4096 |
| 7.3L V8 445 CID | 1996 | Chateau HD, Chateau, Custom, XL HD, XLT HD, XLT; From Engine # 201681 | US4114 |
| 7.3L V8 445 CID | 1996 | Chateau HD, Chateau, Custom, XL HD, XLT HD, XLT; To Engine # 201680 | US4096 |
| 7.3L V8 445 CID | 1997 | Chateau, Custom, XLT, XL HD, XLT HD | US4114 |
| 7.3L V8 445 CID | 1998 | Chateau, Custom, XL HD, XLT, XLT HD | US4114 |
| 7.3L V8 445 CID | 1999-2000 | Chateau, XLT, Custom | US4114 |
| 7.3L V8 445 CID | 2001-2002 | Chateau, XLT, XL | US4114 |
| 7.5L V8 460 CID | 1977-1979 | Main | US1114 |
| 7.5L V8 460 CID | 1980-1982 | Base, Chateau, Custom | US1114 |
| 7.5L V8 460 CID | 1983-1990 | Custom, XL | US1114 |
| 7.5L V8 460 CID | 1984-1986 | Base, XL, XLT | US1114 |
| 7.5L V8 460 CID | 1987-1991 | Custom, XL, XLT | US1114 |
| 7.5L V8 460 CID | 1988-1989 | Custom, XL, XLT | US4081 |
| 7.5L V8 460 CID | 1992 | Chateau HD, Chateau, Custom HD, Custom, XLT HD, XLT; From 02/03/1992 | US4077 |
| 7.5L V8 460 CID | 1992 | Chateau HD, Chateau, Custom HD, Custom, XLT HD, XLT; To 02/03/1992 | US1114 |
| 7.5L V8 460 CID | 1993 | Chateau, Chateau HD, Custom, XLT, XLT HD, Custom HD | US4077 |
| 7.5L V8 460 CID | 1994 | Chateau, Chateau HD, Custom, XLT, XLT HD, XL HD | US4077 |
| 7.5L V8 460 CID | 1995-1996 | Chateau, Chateau HD, Custom, XL HD, XLT, XLT HD | US4086 |
| E-350 SUPER DUTY | | | |
| 5.4L V8 330 CID | 1999 | Base, XL | US4122 |
| 5.4L V8 330 CID | 2000 | Base, XL | US4130 |
| 5.4L V8 330 CID | 2001-2002 | Base | US4130 |
| 5.4L V8 330 CID | 2003-2015 | Base | US4122 |
| 5.4L V8 330 CID | 2004-2005 | Base | US4110 |
| 5.4L V8 330 CID | 2006-2013 | Base, XL, XLT | US4110 |
| 5.4L V8 330 CID | 2006-2014 | Base, XL, XLT | US4122 |
| 6.0L V8 363 CID | 2004-2005 | Base | US67 |
| 6.0L V8 363 CID | 2006-2010 | Base, XL, XLT | US67 |
| 6.0L V8 363 CID | 2009 | Base, XLT | US67 |
| 6.8L V10 415 CID | 1999-2009 | Base, XL | US4109 |
| 6.8L V10 415 CID | 2001-2008 | Base | US4109 |
| 6.8L V10 415 CID | 2006-2007 | Base, XL, XLT | US4109 |
| 6.8L V10 415 CID | 2010-2014 | Base, XL, XLT | US6144 |
| 6.8L V10 415 CID | 2015 | Base | US6144 |
| 7.3L V8 445 CID | 1999-2000 | Base, XL | US4114 |
| 7.3L V8 445 CID | 2001-2003 | Base | US4114 |
| E-450 ECONOLINE SUPER DUTY | | | |
| 5.4L V8 330 CID | 2000-2002 | Custom | US4130 |
| 6.8L V10 415 CID | 2000-2002 | Custom | US4109 |
| 7.3L V8 445 CID | 2000-2002 | Custom | US4114 |
| E-450 SUPER DUTY | | | |
| 5.4L V8 330 CID | 2003 | Custom | US4110 |
| 5.4L V8 330 CID | 2004-2013 | Base | US4110 |

| Engine | Years | Application Description | USMW |
|-----------------------------------|-----------|---|---------|
| 5.4L V8 330 CID | 2006-2015 | Base | US4122 |
| 6.0L V8 363 CID | 2004-2010 | Base | US67 |
| 6.8L V10 415 CID | 2003 | Custom | US4109 |
| 6.8L V10 415 CID | 2004-2009 | Base | US4109 |
| 6.8L V10 415 CID | 2010-2015 | Base | US6144 |
| 7.3L V8 445 CID | 2003 | Custom | US4114 |
| E-550 ECONOLINE SUPER DUTY | | | |
| 6.8L V10 415 CID | 2002 | Custom | US4109 |
| 7.3L V8 445 CID | 2002 | Custom | US4114 |
| E-550 SUPER DUTY | | | |
| 6.8L V10 415 CID | 2003 | Custom | US4109 |
| 7.3L V8 445 CID | 2003 | Custom | US4114 |
| ECONOLINE | | | |
| 2.4L L6 144 CID | 1961-1965 | Main | US1044 |
| 2.8L L6 170 CID | 1962-1966 | Main | US1044 |
| ECONOLINE SUPER DUTY | | | |
| 5.4L V8 330 CID | 1997-1999 | Custom | US4122 |
| 5.8L V8 351 CID | 1996 | Custom | US4044 |
| 5.8L V8 351 CID | 1996 | High performance - Custom | US4044H |
| 6.8L V10 415 CID | 1997-1998 | Custom | US4109 |
| 6.8L V10 415 CID | 1999 | Base, Custom | US4109 |
| 7.3L V8 445 CID | 1996 | Custom; From Engine # 201681 | US4114 |
| 7.3L V8 445 CID | 1996 | Custom; To Engine # 201680 | US4096 |
| 7.3L V8 445 CID | 1997 | Custom | US4114 |
| 7.3L V8 445 CID | 1998 | Custom; To 01/12/1998 | US4114 |
| 7.3L V8 445 CID | 1999 | Base, Custom | US4114 |
| 7.5L V8 460 CID | 1996 | Custom | US4086 |
| ECONOLINE WAGON (MEX) | | | |
| 4.2L V6 4195cc 256 CID | 1999-2002 | | US4105 |
| 5.0L V8 5000cc 305 CID | 1999-2002 | | US4044 |
| ECOSPORT (MEX) | | | |
| 2.0L L4 1984cc 121 CID | 2004 | | US4115 |
| 2.0L L4 1984cc 121 CID | 2005-2009 | | US4126 |
| 2.0L L4 1999cc 122 CID | 2010-2011 | | US4126 |
| EDGE | | | |
| 2.0L L4 1999cc 122 CID | 2012-2014 | Limited, SE, SEL | US4126 |
| 2.0L L4 1999cc 122 CID | 2015 | SE, SEL, Titanium | US4126 |
| 3.5L V6 3496cc 213 CID | 2007 | SE, SEL | US6023 |
| 3.5L V6 3496cc 213 CID | 2008-2010 | Limited, SE, SEL | US6023 |
| 3.5L V6 3496cc 213 CID | 2009 | Limited, Sport, SEL, SE | US6023 |
| 3.5L V6 3496cc 213 CID | 2011-2012 | Limited, SE, SEL | US8980 |
| 3.5L V6 3496cc 213 CID | 2012-2014 | Limited, SE, SEL | US8910 |
| 3.5L V6 3496cc 213 CID | 2015 | SE, SEL, Titanium | US8910 |
| 3.7L V6 3726cc 227 CID | 2011 | Sport | US8980 |
| 3.7L V6 3726cc 227 CID | 2012 | Sport; From 01/02/2012 | US8910 |
| 3.7L V6 3726cc 227 CID | 2012 | Sport; To 01/02/2012 | US8980 |
| 3.7L V6 3726cc 227 CID | 2013-2014 | Sport | US8910 |
| ELITE | | | |
| 5.8L V8 351 CID | 1975-1976 | High performance - Main | US953H |
| 5.8L V8 351 CID | 1975-1976 | Main; Modified | US932 |
| 5.8L V8 351 CID | 1975 | Main; Windsor | US953 |
| 6.6L V8 400 CID | 1975-1976 | Main; Modified | US932 |
| 7.5L V8 460 CID | 1975-1976 | Main | US1114 |
| ESCAPE | | | |
| 1.6L L4 1601cc 98 CID | 2013 | SE, SEL | US9449 |
| 1.6L L4 1601cc 98 CID | 2014-2015 | SE, Titanium | US9449 |
| 2.0L L4 1989cc 121 CID | 2001-2003 | XLS, XLT | US4115 |
| 2.0L L4 1989cc 121 CID | 2004 | Limited, XLS, XLT | US4115 |
| 2.0L L4 1999cc 122 CID | 2013 | SE, Titanium, SEL | US4126 |
| 2.0L L4 1999cc 122 CID | 2014-2015 | SE, Titanium | US4126 |
| 2.3L L4 140 CID | 2005-2008 | Hybrid; Electric Water Pump | US11002 |
| 2.3L L4 140 CID | 2005 | Hybrid, XLS, XLT, XLT No Boundaries | US4126 |
| 2.3L L4 140 CID | 2006-2008 | Hybrid, XLS, XLT | US4126 |
| 2.5L L4 2488cc 152 CID | 2009-2012 | Hybrid, Limited Hybrid; Electric Water Pump; Heater | US11007 |
| 2.5L L4 2488cc 152 CID | 2009-2012 | Hybrid, Limited Hybrid; Electric Water Pump; From Reservoir | US11001 |
| 2.5L L4 2488cc 152 CID | 2009-2012 | Hybrid, Limited, Limited Hybrid, XLS, XLT | US4126 |

| Engine | Years | Application Description | USMW |
|------------------------|-----------|---|---------|
| FORD (CONT.) | | | |
| ESCAPE (CONT.) | | | |
| 2.5L L4 2488cc 152 CID | 2011 | Hybrid, Limited Hybrid; Electric Water Pump | US11002 |
| 2.5L L4 2488cc 152 CID | 2013-2014 | S | US4126 |
| 2.5L L4 2488cc 152 CID | 2015 | S, SE | US4126 |
| 3.0L V6 2968cc 181 CID | 2001-2002 | XLS, XLT | US4091 |
| 3.0L V6 2968cc 181 CID | 2003 | Limited, XLS, XLT; From 04/01/2003 | US4132 |
| 3.0L V6 2968cc 181 CID | 2003 | Limited, XLS, XLT; To 04/01/2003 | US4091 |
| 3.0L V6 2968cc 181 CID | 2004 | Limited, XLS, XLT | US4132 |
| 3.0L V6 2968cc 181 CID | 2005 | Limited, XLS, XLT, , XLT No Boundaries, XLT Sport | US4132 |
| 3.0L V6 2968cc 181 CID | 2006 | Limited, XLT; From 01/30/2006 | US9489 |
| 3.0L V6 2968cc 181 CID | 2006 | Limited, XLT; To 01/30/2006 | US4132 |
| 3.0L V6 2968cc 181 CID | 2007-2008 | Limited, XLT | US9489 |
| 3.0L V6 2968cc 181 CID | 2009-2010 | Limited, XLT | US6250 |
| 3.0L V6 2968cc 181 CID | 2011-2012 | Limited, XLT, XLT | US6250 |
| ESCAPE (MEX) | | | |
| 3.0L V6 2967cc 181 CID | 2011-2012 | Limited | US6250 |
| ESCORT | | | |
| 1.6L L4 1598cc 98 CID | 1981 | Base, GL, GLX, L, SS | US4040 |
| 1.6L L4 1598cc 98 CID | 1982 | Base, GLX, GT | US4040 |
| 1.6L L4 1598cc 98 CID | 1983 | Base, GLX, GT, GL | US4040 |
| 1.6L L4 1598cc 98 CID | 1984-1985 | Base, LX, GT, GT Turbo | US4040 |
| 1.8L L4 112 CID | 1991-1996 | GT | US4068 |
| 1.8L L4 112 CID | 1992-1993 | GT, LX-E | US4068 |
| 1.9L L4 116 CID | 1985 | Base, GL, L | US4040 |
| 1.9L L4 116 CID | 1986 | GL, GT, Pony, L, LX | US4040 |
| 1.9L L4 116 CID | 1987 | GL, GT, Pony | US4040 |
| 1.9L L4 116 CID | 1988 | GL, GT, Pony, LX | US4040 |
| 1.9L L4 116 CID | 1989 | GT, Pony, LX | US4040 |
| 1.9L L4 116 CID | 1990 | Base, LX Sport, GT, Pony, LX | US4040 |
| 1.9L L4 116 CID | 1991 | Base, LX Sport, LX; From 04/91 | US4069 |
| 1.9L L4 116 CID | 1991 | Base, LX Sport, LX; To 04/91 | US4065 |
| 1.9L L4 116 CID | 1992-1995 | Base, LX, LX Sport | US4069 |
| 1.9L L4 116 CID | 1994-1996 | Base, LX | US4069 |
| 2.0L L4 1989cc 121 CID | 1997 | Base, Sport, LX | US4107 |
| 2.0L L4 1989cc 121 CID | 1998-2000 | LX | US4107 |
| 2.0L L4 1989cc 121 CID | 1998 | SE, ZX2 Cool Coupe, ZX2 Hot Coupe | US4115 |
| 2.0L L4 1989cc 121 CID | 1999 | SE, ZX2 Cool Coupe, ZX2 Hot Coupe, ZX2 S/R | US4115 |
| 2.0L L4 1989cc 121 CID | 2000 | ZX2, ZX2 S/R | US4115 |
| 2.0L L4 1989cc 121 CID | 2001-2002 | SE | US4107 |
| 2.0L L4 1989cc 121 CID | 2001-2003 | ZX2 | US4115 |
| 2.0L L4 1989cc 122 CID | 1984 | Base, GL, LX | US9067 |
| 2.0L L4 1989cc 122 CID | 1985 | Base, GL, L | US9067 |
| 2.0L L4 1989cc 122 CID | 1986 | GL, L | US9067 |
| 2.0L L4 1989cc 122 CID | 1987 | GL | US9067 |
| EXCURSION | | | |
| 5.4L V8 330 CID | 2000-2002 | Limited, XLT | US4130 |
| 5.4L V8 330 CID | 2003 | Eddie Bauer, Limited, XLT | US4122 |
| 5.4L V8 330 CID | 2004-2005 | Eddie Bauer, Limited, XLT, XLS | US4122 |
| 5.4L V8 330 CID | 2004 | XLS | US4110 |
| 6.0L V8 363 CID | 2003 | Eddie Bauer, Limited, XLT | US61 |
| 6.0L V8 363 CID | 2004-2005 | Eddie Bauer, Limited, XLT, XLS | US61 |
| 6.8L V10 415 CID | 2000-2002 | Limited, XLT | US4109 |
| 6.8L V10 415 CID | 2003 | Eddie Bauer, Limited, XLT | US4109 |
| 6.8L V10 415 CID | 2004-2005 | Eddie Bauer, Limited, XLS, XLT | US4109 |
| 7.3L V8 445 CID | 2000-2002 | Limited, XLT | US4114 |
| 7.3L V8 445 CID | 2003 | Eddie Bauer, Limited, XLT | US4114 |
| EXP | | | |
| 1.6L L4 1598cc 98 CID | 1982 | Base | US4040 |
| 1.6L L4 1598cc 98 CID | 1983 | Base, GT, Luxury | US4040 |
| 1.6L L4 1598cc 98 CID | 1984 | Base, Luxury | US4040 |
| 1.6L L4 1598cc 98 CID | 1985 | Base, Turbo, Luxury | US4040 |
| 1.9L L4 116 CID | 1986 | Sport, Luxury | US4040 |
| 1.9L L4 116 CID | 1987 | Luxury, Sport | US4040 |
| 1.9L L4 116 CID | 1988 | Base, Luxury, Sport | US4040 |

| Engine | Years | Application Description | USMW |
|----------------------------|-----------|---|--------|
| EXPEDITION | | | |
| 3.5L V6 3496cc 213 CID | 2015 | EL King Ranch; EL Limited; EL Platinum; EL XL; EL XLT; King Ranch; Limited; Platinum | US8916 |
| 4.6L V8 281 CID | 1997-2003 | Eddie Bauer, XLT | US4122 |
| 4.6L V8 281 CID | 2000-2002 | Eddie Bauer, XLT | US4130 |
| 4.6L V8 281 CID | 2004 | Eddie Bauer, XLT, XLT, NBX, Sport XLS Sport | US4122 |
| 5.4L V8 330 CID | 1997-2003 | Eddie Bauer, XLT | US4122 |
| 5.4L V8 330 CID | 2001-2002 | Eddie Bauer, XLT | US4130 |
| 5.4L V8 330 CID | 2004-2006 | Main; XLS | US4110 |
| 5.4L V8 330 CID | 2004 | Eddie Bauer, XLT, XLT, NBX, Sport | US4122 |
| 5.4L V8 330 CID | 2005 | Eddie Bauer, King Ranch, Limited, XLS | US4122 |
| 5.4L V8 330 CID | 2006 | Eddie Bauer, King Ranch, Limited, XLS, XLT Sport | US4122 |
| 5.4L V8 330 CID | 2007 | Eddie Bauer, EL Eddie Bauer, EL Limited, EL XLT, Limited, XLT | US6144 |
| 5.4L V8 330 CID | 2008 | Eddie Bauer, EL Eddie Bauer, EL Limited, EL XLT, Limited, XLT, EL King Ranch, Funkmaster Flex Edition, King Ranch | US6144 |
| 5.4L V8 330 CID | 2009 | Eddie Bauer, King Ranch, Limited, XLT | US4122 |
| 5.4L V8 330 CID | 2009 | EL Eddie Bauer, EL Eddie Bauer, EL King Ranch, EL King Ranch, EL XLT, EL XLT, Max Eddie Bauer, Max King Ranch, Max Limited | US4110 |
| 5.4L V8 330 CID | 2010 | Eddie Bauer, EL Eddie Bauer, EL King Ranch, EL Limited, EL XLT, King Ranch, Limited, XLT | US6002 |
| 5.4L V8 330 CID | 2011-2014 | EL King Ranch, EL Limited, EL XLT, King Ranch, Limited, XLT, EL XL, XL | US6002 |
| EXPEDITION (MEX) | | | |
| 5.4L V8 5408cc 330 CID | 2013 | Max Ltd | US6002 |
| 5.4L V8 5408cc 330 CID | 2014 | Max Ltd, Max XL | US6002 |
| 5.4L V8 5409cc 330 CID | 2010-2014 | King Ranch, Limited | US6002 |
| EXPLORER | | | |
| 2.0L L4 1999cc 122 CID | 2012-2015 | Base, Limited, XLT | US4126 |
| 3.5L V6 3496cc 213 CID | 2011 | Base, Limited, XLT | US8980 |
| 3.5L V6 3496cc 213 CID | 2012 | Base, Limited, XLT; To 01/02/2012 | US8980 |
| 3.5L V6 3496cc 213 CID | 2012 | Base, Limited, XLT; From 01/02/2012 | US8910 |
| 3.5L V6 3496cc 213 CID | 2013-2015 | Base, Limited, Sport, XLT | US8910 |
| 4.0L V6 245 CID | 1991-1992 | Eddie Bauer, Sport, XL, XLT | US4060 |
| 4.0L V6 245 CID | 1993-1996 | | US4060 |
| 4.0L V6 245 CID | 1997 | Eddie Bauer; VIN E, Limited; VIN E, VIN E; XL | US4108 |
| 4.0L V6 245 CID | 1997 | XL, Sport; VIN E, Sport; VIN X, VIN E; XLT, VIN X; XLT | US4060 |
| 4.0L V6 245 CID | 1998 | Eddie Bauer; VIN E, Limited; VIN E, VIN E; XLT | US4108 |
| 4.0L V6 245 CID | 1998 | Sport; VIN E, Sport; VIN X, VIN X; XLT, VIN E; XL, VIN X; XL | US4060 |
| 4.0L V6 245 CID | 1999 | Eddie Bauer; VIN E, Limited; VIN E, VIN E; XLS | US4108 |
| 4.0L V6 245 CID | 1999 | Sport; VIN E, Sport; VIN X, VIN E; XLT, VIN X; XLT, VIN E; XL, VIN X; XL, VIN X; XLS | US4060 |
| 4.0L V6 245 CID | 2000 | Eddie Bauer; VIN E, Limited; VIN E | US4108 |
| 4.0L V6 245 CID | 2000 | XLS, VIN X; XLS, Postal; VIN E, Postal; VIN X, VIN E; XL Fleet, VIN X; XL Fleet, Sport; VIN E, Sport; VIN X, VIN E; XLT, VIN X; XLT | US4060 |
| 4.0L V6 245 CID | 2001-2006 | | US4108 |
| 4.0L V6 245 CID | 2007-2010 | Eddie Bauer, Limited, XLT | US4108 |
| 4.6L V8 281 CID | 2002-2007 | Eddie Bauer, XLT, Limited | US4127 |
| 4.6L V8 281 CID | 2004 | Eddie Bauer, XLT, Limited, NBX, XLT Sport | US4127 |
| 4.6L V8 281 CID | 2005 | Eddie Bauer, XLT, Limited, XLT Sport | US4127 |
| 4.6L V8 281 CID | 2008-2009 | Eddie Bauer, Limited, XLT | US4127 |
| 4.6L V8 281 CID | 2010 | Eddie Bauer, Limited | US4127 |
| 5.0L V8 302 CID | 1996-2001 | Eddie Bauer, Limited, XLT | US4101 |
| 5.0L V8 302 CID | 1999 | Eddie Bauer, XLS, Limited, XLT | US4101 |
| EXPLORER (MEX) | | | |
| 4.0L L6 4018cc 245 CID | 1990 | | US4060 |
| 4.6L V8 4604cc 281 CID | 2010 | Limited, Sport Trac, XLT | US4127 |
| 4.8L L6 4824cc 294 CID | 1998 | | US4101 |
| EXPLORER SPORT TRAC | | | |
| 4.0L V6 245 CID | 2001 | Base | US4108 |
| 4.0L V6 245 CID | 2002 | XL | US4108 |

| Engine | Years | Application Description | USMW |
|------------------------------------|-----------|--|---------|
| FORD (CONT.) | | | |
| EXPLORER SPORT TRAC (CONT.) | | | |
| 4.0L V6 245 CID | 2003 | XLS, XLT | US4108 |
| 4.0L V6 245 CID | 2004 | XLT, XLS | US4108 |
| 4.0L V6 245 CID | 2005 | Adrenalin, XLS, XLT | US4108 |
| 4.0L V6 245 CID | 2007-2010 | Limited, XLT | US4108 |
| 4.6L V8 281 CID | 2007-2010 | Limited, XLT | US4127 |
| F SUPER DUTY | | | |
| 7.3L V8 445 CID | 1988-1989 | Base | US4018 |
| 7.3L V8 445 CID | 1990-1992 | Custom | US4018 |
| 7.3L V8 445 CID | 1993-1994 | XL | US4018 |
| 7.3L V8 445 CID | 1995 | XL | US4096 |
| 7.3L V8 445 CID | 1996 | XL; From Engine # 201681 | US4114 |
| 7.3L V8 445 CID | 1996 | XL; To Engine # 201680 | US4096 |
| 7.3L V8 445 CID | 1997 | Base, XL | US4114 |
| 7.5L V8 460 CID | 1990-1991 | Custom | US1114 |
| 7.5L V8 460 CID | 1992 | Custom; From 02/03/1992 | US4077 |
| 7.5L V8 460 CID | 1992 | Custom; To 02/03/1992 | US1114 |
| 7.5L V8 460 CID | 1993-1994 | XL | US4077 |
| 7.5L V8 460 CID | 1995-1996 | XL | US4086 |
| 7.5L V8 460 CID | 1997 | Base, XL | US4086 |
| F-100 | | | |
| 3.8L V6 232 CID | 1982 | Custom, XL, XLS, XLT Lariat | US4016 |
| 3.8L V6 232 CID | 1983 | Base, XL, XLS, XLT Lariat | US4016 |
| 4.2L V8 255 CID | 1981 | Custom; Ranger Lariat; Ranger XLT; Ranger; Windsor | US953 |
| 4.2L V8 255 CID | 1981 | High performance - Custom, Ranger Lariat, Ranger XLT, Ranger | US953H |
| 4.2L V8 255 CID | 1982 | Custom; XL; XLS; XLT Lariat; Windsor | US953 |
| 4.2L V8 255 CID | 1982 | High performance - Custom, XL, XLS, XLT Lariat | US953H |
| 4.4L V8 4458cc 272 CID | 1956-1958 | | US488 |
| 4.8L V8 4786cc 292 CID | 1958-1963 | | US488 |
| 4.9L L6 4917cc 300 CID | 1975-1979 | Main | US4030N |
| 4.9L L6 4917cc 300 CID | 1980-1981 | Custom, Ranger, Ranger Lariat, Ranger XLT | US4030N |
| 4.9L L6 4917cc 300 CID | 1982 | Custom, XL, XLS, XLT Lariat | US4030N |
| 4.9L L6 4917cc 300 CID | 1983 | Base, XL, XLS, XLT Lariat | US4020 |
| 5.0L V8 302 CID | 1975-1979 | High performance - Main | US953H |
| 5.0L V8 302 CID | 1975-1979 | Main; Windsor | US953 |
| 5.0L V8 302 CID | 1980-1981 | Custom; Ranger Lariat; Ranger XLT; Ranger; Windsor | US953 |
| 5.0L V8 302 CID | 1980-1981 | High performance - Custom, Ranger Lariat, Ranger XLT, Ranger | US953H |
| 5.0L V8 302 CID | 1982 | Custom; XL; XLS; XLT Lariat; Windsor | US953 |
| 5.0L V8 302 CID | 1982 | High performance - Custom, XL, XLS, XLT Lariat | US953H |
| 5.0L V8 302 CID | 1983 | Base; XL; XLS; XLT Lariat; Windsor | US953 |
| 5.0L V8 302 CID | 1983 | High performance - Base, XL, XLS, XLT Lariat | US953H |
| 5.8L V8 351 CID | 1977-1979 | High performance - Main | US953H |
| 5.8L V8 351 CID | 1977-1979 | Main; Modified | US932 |
| 5.8L V8 351 CID | 1977-1979 | Main; Windsor | US953 |
| 5.8L V8 351 CID | 1981 | Custom; Ranger Lariat; Ranger XLT; Ranger; Modified | US932 |
| 5.8L V8 351 CID | 1981 | Custom; Ranger Lariat; Ranger XLT; Ranger; Windsor | US953 |
| 5.8L V8 351 CID | 1981 | High performance - Custom, Ranger Lariat, Ranger XLT, Ranger | US953H |
| 5.9L V8 360 CID | 1975-1976 | High performance - Main | US1075H |
| 5.9L V8 360 CID | 1975-1976 | Main | US1075 |
| 6.4L V8 390 CID | 1975-1976 | High performance - Main | US1075H |
| 6.4L V8 390 CID | 1975-1976 | Main | US1075 |
| 6.6L V8 400 CID | 1977-1979 | Main; Modified | US932 |
| 7.5L V8 460 CID | 1975-1979 | Main | US1114 |
| F100 (MEX) | | | |
| 4.7L V8 4700cc 289 CID | 1965-1966 | | US819 |
| 4.7L V8 4700cc 289 CID | 1965-1978 | | US1028 |
| 4.7L V8 4700cc 289 CID | 1969-1978 | 5/8" adapter | US953 |

| Engine | Years | Application Description | USMW |
|------------------------|-----------|--|---------|
| F-150 | | | |
| 3.5L V6 3496cc 213 CID | 2011-2012 | FX2; FX4; Turbocharged; Serpentine Belt Driven, King Ranch; Lariat; Platinum; Turbocharged; XL, Turbocharged; XLT; Serpentine Belt Driven | US8916 |
| 3.5L V6 3496cc 213 CID | 2013-2014 | FX2; FX4; Turbocharged; Serpentine Belt Driven, King Ranch; Lariat; Platinum; Turbocharged; XL, Turbocharged; XLT; Serpentine Belt Driven, Limited; Turbocharged; Serpentine Belt Driven | US8916 |
| 3.5L V6 3496cc 213 CID | 2015 | King Ranch; Lariat; Platinum; Turbocharged; XL, Turbocharged; XLT; Serpentine Belt Driven | US8916 |
| 3.5L V6 3496cc 213 CID | 2015 | XL, XLT; Serpentine Belt Driven | US6654 |
| 3.7L V6 3726cc 227 CID | 2011-2013 | STX, XL, XLT; Serpentine Belt Driven | US6654 |
| 3.7L V6 3726cc 227 CID | 2014 | STX, XL, XLT; Serpentine Belt Driven; To 11/15/2013 | US6654 |
| 4.2L V6 256 CID | 1997-2007 | Base, XL, XLT | US4105 |
| 4.2L V6 256 CID | 2001-2003 | XL, XLT | US4105 |
| 4.2L V6 256 CID | 2005-2008 | STX, XL, XLT | US4105 |
| 4.6L V8 281 CID | 1997-2000 | Base, Lariat, XL, XLT | US4122 |
| 4.6L V8 281 CID | 2001-2003 | King Ranch, Lariat, XL, XLT | US4122 |
| 4.6L V8 281 CID | 2003 | King Ranch, Lariat, XL, XLT | US4110 |
| 4.6L V8 281 CID | 2004-2006 | Main; STX, XL, XLT | US4122 |
| 4.6L V8 281 CID | 2004-2006 | Main; XL, XLT | US4110 |
| 4.6L V8 281 CID | 2007 | STX, XL, XLT | US6144 |
| 4.6L V8 281 CID | 2008 | FX2, THE 60TH ANNIVERSARY EDITION, STX, XL, XLT | US6144 |
| 4.6L V8 281 CID | 2009 | STX, XL, XLT | US4122 |
| 4.6L V8 281 CID | 2009 | STX, XL, XLT | US4127 |
| 4.6L V8 281 CID | 2010 | FX2, STX, XL, XLT | US4122 |
| 4.9L L6 4917cc 300 CID | 1975-1977 | Main; Before S/N 080001 | US4033 |
| 4.9L L6 4917cc 300 CID | 1975-1977 | Main; From Engine #080001 | US4030N |
| 4.9L L6 4917cc 300 CID | 1978-1979 | Main | US4030N |
| 4.9L L6 4917cc 300 CID | 1980-1981 | Custom, Ranger, Ranger Lariat, Ranger XLT | US4030N |
| 4.9L L6 4917cc 300 CID | 1982 | Custom, XL, XLS, XLT Lariat | US4030N |
| 4.9L L6 4917cc 300 CID | 1983 | Base, XL, XLS, XLT | US4020 |
| 4.9L L6 4917cc 300 CID | 1984 | Base, XL, XLT | US4020 |
| 4.9L L6 4917cc 300 CID | 1985-1986 | Base, XL, XLT Lariat | US4020 |
| 4.9L L6 4917cc 300 CID | 1987-1992 | Custom, XL, XLT Lariat | US4048 |
| 4.9L L6 4917cc 300 CID | 1993-1994 | XL, XLT | US4099 |
| 4.9L L6 4917cc 300 CID | 1995-1996 | Special, XL, XLT, Eddie Bauer | US4099 |
| 5.0L V8 302 CID | 1975-1979 | High performance - Main | US953H |
| 5.0L V8 302 CID | 1975-1979 | Main; Windsor | US953 |
| 5.0L V8 302 CID | 1980-1981 | Custom; Ranger Lariat; Ranger XLT; Ranger; Windsor | US953 |
| 5.0L V8 302 CID | 1980-1981 | High performance - Custom, Ranger Lariat, Ranger XLT, Ranger | US953H |
| 5.0L V8 302 CID | 1982 | Custom; XL; XLS; XLT Lariat; Windsor | US953 |
| 5.0L V8 302 CID | 1982 | High performance - Custom, XL, XLS, XLT Lariat | US953H |
| 5.0L V8 302 CID | 1983 | Base; XL; XLS; XLT Lariat; Windsor | US953 |
| 5.0L V8 302 CID | 1983 | High performance - Base, XLT, XL, XLS | US953H |
| 5.0L V8 302 CID | 1984 | Base; XLT; XL; Windsor | US953 |
| 5.0L V8 302 CID | 1984 | High performance - Base, XLT, XL | US953H |
| 5.0L V8 302 CID | 1985-1986 | Base; XL; XLT Lariat; Windsor | US953 |
| 5.0L V8 302 CID | 1985-1986 | High performance - Base, XL, XLT Lariat | US953H |
| 5.0L V8 302 CID | 1987-1992 | Custom, XLT Lariat, XL | US4044 |
| 5.0L V8 302 CID | 1987-1992 | High performance - Custom, XLT Lariat, XL | US4044H |
| 5.0L V8 302 CID | 1993-1994 | High performance - XL, XLT | US4044H |
| 5.0L V8 302 CID | 1993-1994 | XL, XLT | US4044 |
| 5.0L V8 302 CID | 1995-1996 | Eddie Bauer, Special, XL, XLT | US4044 |
| 5.0L V8 302 CID | 1995-1996 | High performance - Eddie Bauer, Special, XL, XLT | US4044H |
| 5.0L V8 4951cc 302 CID | 2011-2013 | FX2, FX4, King Ranch, Lariat, Platinum, STX, XL, XLT | US8963 |
| 5.4L V8 330 CID | 1997-1999 | Base, Lariat, XL, XLT | US4122 |
| 5.4L V8 330 CID | 1999-2000 | Lightning | US4121 |
| 5.4L V8 330 CID | 1999-2003 | Lightning | US11014 |
| 5.4L V8 330 CID | 2000-2001 | | US4122 |
| 5.4L V8 330 CID | 2001 | Lightning; From 11/10/2000 | US4125 |
| 5.4L V8 330 CID | 2001 | Lightning; To 11/10/2000 | US4121 |

| Engine | Years | Application Description | USMW |
|------------------------|-----------|--|---------|
| FORD (CONT.) | | | |
| F-150 (CONT.) | | | |
| 5.4L V8 330 CID | 2002-2003 | Harley-Davidson Edition, Lightning | US4125 |
| 5.4L V8 330 CID | 2002-2003 | King Ranch, Lariat, XL, XLT, | US4122 |
| 5.4L V8 330 CID | 2003 | King Ranch, Lariat, XL, XLT | US4110 |
| 5.4L V8 330 CID | 2004 | FX4, Lariat, XL, XLT | US4110 |
| 5.4L V8 330 CID | 2004 | FX4, Lariat, XL, XLT | US4122 |
| 5.4L V8 330 CID | 2005 | FX4, King Ranch, Lariat, XL, XLT | US4110 |
| 5.4L V8 330 CID | 2005 | FX4, Lariat, XL, XLT, King Ranch | US4122 |
| 5.4L V8 330 CID | 2006-2008 | | US6144 |
| 5.4L V8 330 CID | 2006 | | US4110 |
| 5.4L V8 330 CID | 2009 | FX4, King Ranch, Lariat, Platinum, XL, XLT | US6144 |
| 5.4L V8 330 CID | 2010 | FX2, FX4, Harley-Davidson Edition, King Ranch, Lariat, Platinum, SVT Raptor, XL, XLT | US6002 |
| 5.8L V8 351 CID | 1977-1979 | High performance - Main | US953H |
| 5.8L V8 351 CID | 1977-1979 | Main; Modified | US932 |
| 5.8L V8 351 CID | 1977-1979 | Main; Windsor | US953 |
| 5.8L V8 351 CID | 1980-1981 | Custom; Ranger Lariat; Ranger XLT; Ranger; Windsor | US953 |
| 5.8L V8 351 CID | 1980-1981 | High performance - Custom, Ranger Lariat, Ranger XLT, Ranger | US953H |
| 5.8L V8 351 CID | 1982 | Custom; XL; XLS; XLT Lariat; Windsor | US953 |
| 5.8L V8 351 CID | 1982 | High performance - Custom, XL, XLS, XLT Lariat | US953H |
| 5.8L V8 351 CID | 1983 | Base; XLT; XL; XLS; Windsor | US953 |
| 5.8L V8 351 CID | 1983 | High performance - Base, XLT, XL, XLS | US953H |
| 5.8L V8 351 CID | 1984-1985 | High performance - Base, XL, XLT Lariat; Windsor | US953H |
| 5.8L V8 351 CID | 1984-1986 | Base; XL; XLT Lariat; Windsor | US953 |
| 5.8L V8 351 CID | 1986 | High performance - Base, XL, XLT Lariat | US953H |
| 5.8L V8 351 CID | 1987 | Custom; XL; XLT Lariat; Windsor | US953 |
| 5.8L V8 351 CID | 1987 | High performance - Custom, XL, XLT Lariat | US953H |
| 5.8L V8 351 CID | 1988-1992 | Custom, XLT Lariat, XL | US4044 |
| 5.8L V8 351 CID | 1988-1992 | High performance - Custom, XLT Lariat, XL | US4044H |
| 5.8L V8 351 CID | 1993-1994 | High performance - Lightning, XL, XLT | US4044H |
| 5.8L V8 351 CID | 1993-1994 | Lightning, XL, XLT | US4044 |
| 5.8L V8 351 CID | 1995 | Eddie Bauer, Special, Lightning, XL, XLT | US4044 |
| 5.8L V8 351 CID | 1995 | High performance - Eddie Bauer, Special, Lightning, XL, XLT | US4044H |
| 5.8L V8 351 CID | 1996 | Eddie Bauer, Special, XL, XLT | US4044 |
| 5.8L V8 351 CID | 1996 | High performance - Eddie Bauer, Special, XL, XLT | US4044H |
| 5.9L V8 360 CID | 1975-1976 | High performance - Main | US1075H |
| 5.9L V8 360 CID | 1975-1976 | Main | US1075 |
| 6.2L V8 6210cc 379 CID | 2010 | SVT Raptor | US6006 |
| 6.2L V8 6210cc 379 CID | 2011 | Harley-Davidson Edition, Lariat Limited, Lariat, Platinum, SVT Raptor | US6006 |
| 6.2L V8 6210cc 379 CID | 2012 | Harley-Davidson Edition, Lariat, Platinum, SVT Raptor | US6006 |
| 6.2L V8 6210cc 379 CID | 2013 | FX2, FX4, Lariat, Platinum, SVT Raptor | US6006 |
| 6.2L V8 6210cc 379 CID | 2014 | FX2, FX4, Lariat, Platinum, SVT Raptor, XLT | US6006 |
| 6.4L V8 390 CID | 1975-1976 | High performance - Main | US1075H |
| 6.4L V8 390 CID | 1975-1976 | Main | US1075 |
| 6.6L V8 400 CID | 1977-1979 | Main; Modified | US932 |
| 7.5L V8 460 CID | 1975-1979 | Main | US1114 |
| F150 (MEX) | | | |
| 3.8L V6 3800cc 232 CID | 1984-1990 | | US4016 |
| 3.8L V6 3800cc 232 CID | 1991-1993 | | US4051 |
| 3.8L V6 3800cc 232 CID | 1994-1995 | | US4089 |
| 4.2L L6 4197cc 256 CID | 2009 | | US4102 |
| 4.7L V8 4700cc 289 CID | 1979 | | US953 |
| 4.9L L6 4900cc 300 CID | 1997 | | US4099 |
| 5.0L V8 5000cc 302 CID | 1986-1990 | | US4044 |
| 5.0L V8 5000cc 302 CID | 1986 | 5/8" adapter | US953 |
| F-150 (MEX) | | | |
| 3.7L V6 3727cc 227 CID | 2011-2014 | XL | US6654 |
| 5.0L V8 5000cc 305 CID | 2011-2014 | XL | US8963 |

| Engine | Years | Application Description | USMW |
|------------------------|-----------|--|---------|
| F-150 HERITAGE | | | |
| 4.2L V6 256 CID | 2004 | XL, XLT | US4105 |
| 4.6L V8 281 CID | 2004 | Main; XL, XLT, XL, XLT | US4122 |
| 5.4L V8 330 CID | 2004 | XL, XL, XLT, SVT Lightning, SVT Lightning | US4125 |
| F200 (MEX) | | | |
| 5.0L V8 5000cc 302 CID | 1986-1990 | | US4044 |
| 5.8L V8 5800cc 351 CID | 1986-1987 | 5/8" adapter | US953 |
| 5.8L V8 5800cc 351 CID | 1986-1990 | | US4044 |
| F-250 | | | |
| 4.4L V8 4458cc 272 CID | 1956-1958 | | US488 |
| 4.6L V8 281 CID | 1997-1999 | Base, XL, XLT Lariat | US4122 |
| 4.8L V8 4786cc 292 CID | 1958-1963 | | US488 |
| 4.9L L6 4917cc 300 CID | 1975-1977 | Main; Before S/N 080001 | US4033 |
| 4.9L L6 4917cc 300 CID | 1975-1977 | Main; From Engine #080001 | US4030N |
| 4.9L L6 4917cc 300 CID | 1978-1979 | Main | US4030N |
| 4.9L L6 4917cc 300 CID | 1980-1981 | Custom, Ranger, Ranger Lariat, Ranger XLT | US4030N |
| 4.9L L6 4917cc 300 CID | 1982 | Custom, XL, XLS, XLS, XLT Lariat | US4030N |
| 4.9L L6 4917cc 300 CID | 1983 | Base, XL, XLS, XLT | US4020 |
| 4.9L L6 4917cc 300 CID | 1984 | Base, XL, XLT | US4020 |
| 4.9L L6 4917cc 300 CID | 1985-1986 | Base, XL, XLT Lariat | US4020 |
| 4.9L L6 4917cc 300 CID | 1987-1992 | Custom, XL, XLT Lariat | US4048 |
| 4.9L L6 4917cc 300 CID | 1993-1994 | XL, XLT | US4099 |
| 4.9L L6 4917cc 300 CID | 1995-1996 | | US4099 |
| 5.0L V8 302 CID | 1975-1979 | High performance - Main | US953H |
| 5.0L V8 302 CID | 1975-1979 | Main; Windsor | US953 |
| 5.0L V8 302 CID | 1980-1981 | Custom; Ranger Lariat; Ranger XLT; Ranger; Windsor | US953 |
| 5.0L V8 302 CID | 1980-1981 | High performance - Custom, Ranger Lariat, Ranger XLT, Ranger | US953H |
| 5.0L V8 302 CID | 1982 | Custom; XL; XLS; XLT Lariat; Windsor | US953 |
| 5.0L V8 302 CID | 1982 | High performance - Custom, XL, XLS, XLT Lariat | US953H |
| 5.0L V8 302 CID | 1983 | Base; XLT; XL; XLS; Windsor | US953 |
| 5.0L V8 302 CID | 1983 | High performance - Base, XLT, XL, XLS | US953H |
| 5.0L V8 302 CID | 1984 | Base; XLT; XL; Windsor | US953 |
| 5.0L V8 302 CID | 1984 | High performance - Base, XLT, XL | US953H |
| 5.0L V8 302 CID | 1985 | Base; XLT, XL, XLT Lariat; Windsor | US953 |
| 5.0L V8 302 CID | 1985 | High performance - Base; XLT, XL, XLT Lariat; Windsor | US953H |
| 5.0L V8 302 CID | 1986 | Base; XL; XLT Lariat; Windsor | US953 |
| 5.0L V8 302 CID | 1986 | High performance - Base, XL, XLT Lariat | US953H |
| 5.0L V8 302 CID | 1987-1989 | Custom, XL, XLT Lariat | US4044 |
| 5.0L V8 302 CID | 1987-1989 | High performance - Custom, XL, XLT Lariat | US4044H |
| 5.0L V8 302 CID | 1991-1992 | Custom, XLT Lariat, XL | US4044 |
| 5.0L V8 302 CID | 1991-1992 | High performance - Custom, XLT Lariat, XL | US4044H |
| 5.0L V8 302 CID | 1993-1994 | High performance - XL, XLT | US4044H |
| 5.0L V8 302 CID | 1993-1994 | XL, XLT | US4044 |
| 5.0L V8 302 CID | 1995-1996 | Eddie Bauer, XL, XLT, Special | US4044 |
| 5.0L V8 302 CID | 1995-1996 | High performance - Eddie Bauer, XL, XLT, Special | US4044H |
| 5.4L V8 330 CID | 1997-1999 | | US4122 |
| 5.8L V8 351 CID | 1977-1979 | High performance - Main | US953H |
| 5.8L V8 351 CID | 1977-1979 | Main; Modified | US932 |
| 5.8L V8 351 CID | 1977-1979 | Main; Windsor | US953 |
| 5.8L V8 351 CID | 1980-1981 | Custom; Ranger Lariat; Ranger XLT; Ranger; Windsor | US953 |
| 5.8L V8 351 CID | 1980-1981 | High performance - Custom, Ranger Lariat, Ranger XLT, Ranger | US953H |
| 5.8L V8 351 CID | 1982 | Custom; XL; XLS; XLT Lariat; Windsor | US953 |
| 5.8L V8 351 CID | 1982 | High performance - Custom, XL, XLS, XLT Lariat | US953H |
| 5.8L V8 351 CID | 1983 | Base; XLT; XL; XLS; Windsor | US953 |
| 5.8L V8 351 CID | 1983 | High performance - Base, XLT, XL, XLS | US953H |
| 5.8L V8 351 CID | 1984-1985 | High performance | US953H |
| 5.8L V8 351 CID | 1984-1985 | | US953 |
| 5.8L V8 351 CID | 1986 | Base; XL; XLT Lariat; Windsor | US953 |
| 5.8L V8 351 CID | 1986 | High performance - Base, XL, XLT Lariat | US953H |
| 5.8L V8 351 CID | 1987 | Custom; XL; XLT Lariat; Windsor | US953 |
| 5.8L V8 351 CID | 1987 | High performance - Custom, XL, XLT Lariat | US953H |

| Engine | Years | Application Description | USMW |
|-------------------------|-----------|--|---------|
| FORD (CONT.) | | | |
| F-250 (CONT.) | | | |
| 5.8L V8 351 CID | 1988-1992 | Custom, XLT Lariat, XL | US4044 |
| 5.8L V8 351 CID | 1988-1992 | High performance - Custom, XLT Lariat, XL | US4044H |
| 5.8L V8 351 CID | 1993-1994 | High performance - XL, XLT | US4044H |
| 5.8L V8 351 CID | 1993-1994 | XL, XLT | US4044 |
| 5.8L V8 351 CID | 1995-1996 | Eddie Bauer, Special, XL, XLT | US4044 |
| 5.8L V8 351 CID | 1995-1996 | High performance - Eddie Bauer, Special, XL, XLT | US4044H |
| 5.9L V8 360 CID | 1975-1976 | High performance - Main | US1075H |
| 5.9L V8 360 CID | 1975-1976 | Main | US1075 |
| 6.4L V8 390 CID | 1975-1976 | High performance - Main | US1075H |
| 6.4L V8 390 CID | 1975-1976 | Main | US1075 |
| 6.6L V8 400 CID | 1977-1979 | Main; Modified | US932 |
| 6.6L V8 400 CID | 1980-1981 | Custom; Ranger, Ranger Lariat, Ranger XLT; Modified | US932 |
| 6.6L V8 400 CID | 1982 | Custom; XL, XLS, XLT Lariat; Modified | US932 |
| 6.9L V8 420 CID | 1983 | Base, XL, XLS, XLT | US4018 |
| 6.9L V8 420 CID | 1984 | Base, XL, XLT | US4018 |
| 6.9L V8 420 CID | 1985-1986 | Base, XL, XLT Lariat | US4018 |
| 6.9L V8 420 CID | 1987 | Custom, XL, XLT Lariat | US4018 |
| 7.3L V8 445 CID | 1988-1992 | Custom, XL, XLT Lariat | US4018 |
| 7.3L V8 445 CID | 1993-1994 | | US4018 |
| 7.3L V8 445 CID | 1995 | Eddie Bauer, Special, XL, XLT | US4096 |
| 7.3L V8 445 CID | 1996 | Eddie Bauer, Special, XL, XLT; From Engine # 201681 | US4114 |
| 7.3L V8 445 CID | 1996 | Eddie Bauer, Special, XL, XLT; To Engine # 201680 | US4096 |
| 7.5L V8 460 CID | 1975-1979 | Main | US1114 |
| 7.5L V8 460 CID | 1983 | Base, XL, XLS, XLT | US1114 |
| 7.5L V8 460 CID | 1984 | Base, XL, XLT | US1114 |
| 7.5L V8 460 CID | 1985-1986 | Base, XL, XLT Lariat | US1114 |
| 7.5L V8 460 CID | 1987-1991 | Custom, XL, XLT Lariat | US1114 |
| 7.5L V8 460 CID | 1988-1989 | Custom, XL, XLT Lariat | US4081 |
| 7.5L V8 460 CID | 1992 | Custom, XL, XLT Lariat; To 02/03/1992 | US1114 |
| 7.5L V8 460 CID | 1992 | Custom, XLT Lariat; From 02/03/1992 | US4077 |
| 7.5L V8 460 CID | 1993-1994 | XL, XLT | US4077 |
| 7.5L V8 460 CID | 1995-1996 | Eddie Bauer, Special, XL, XLT | US4086 |
| F250 (MEX) | | | |
| 4.6L V8 4608cc 281 CID | 2000-2009 | | US4122 |
| 5.0L V8 5000cc 302 CID | 1997 | | US4044 |
| F-250 SUPER DUTY | | | |
| 5.4L V8 330 CID | 1999-2003 | Lariat, XL, XLT | US4122 |
| 5.4L V8 330 CID | 2000-2002 | Lariat, XL, XLT | US4130 |
| 5.4L V8 330 CID | 2004-2007 | King Ranch, Lariat, Main, XL, XLT | US4122 |
| 5.4L V8 330 CID | 2008 | FX4, King Ranch, Lariat, Main, XL, XLT | US4122 |
| 5.4L V8 330 CID | 2009 | Cabela's, FX4, King Ranch, Lariat, Main, XL, XLT | US4122 |
| 5.4L V8 330 CID | 2010 | Cabela's, King Ranch, Lariat, Main, XL, XLT | US4122 |
| 6.0L V8 363 CID | 2003 | Lariat, XL, XLT | US61 |
| 6.0L V8 363 CID | 2004 | Harley-Davidson Edition, King Ranch, Lariat, XL, XLT; | US61 |
| 6.0L V8 363 CID | 2004 | Harley-Davidson Edition, King Ranch, Lariat, XL, XLT; From 09/22/03 | US67 |
| 6.0L V8 363 CID | 2005-2007 | Harley-Davidson Edition, King Ranch, Lariat, XL, XLT | US67 |
| 6.2L V8 6210cc 379 CID | 2011-2012 | King Ranch, Lariat, XL, XLT | US6006 |
| 6.2L V8 6210cc 379 CID | 2013-2015 | King Ranch, Lariat, XL, XLT, Platinum | US6006 |
| 6.4L V8 391 CID | 2008-2009 | FX4, Harley-Davidson Edition, King Ranch, Lariat, XL, XLT; Electric Water Pump | US11006 |
| 6.4L V8 391 CID | 2008 | FX4, Harley-Davidson Edition, King Ranch, Lariat, XL, XLT | US76 |
| 6.4L V8 391 CID | 2009 | Cabela's, FX4, Harley-Davidson Edition, King Ranch, Lariat, XL, XLT | US76 |
| 6.4L V8 391 CID | 2010 | Cabela's, Harley-Davidson Edition, King Ranch, Lariat, XL, XLT | US76 |
| 6.4L V8 391 CID | 2010 | Harley-Davidson Edition, King Ranch, Lariat, XL, XLT; Electric Water Pump | US11006 |
| 6.7L V8 6651cc 406 CID | 2011-2012 | King Ranch, Lariat, XL, XLT | US77 |

| Engine | Years | Application Description | USMW |
|-------------------------------|-----------|---|---------|
| 6.7L V8 6651cc 406 CID | 2013-2015 | King Ranch, Lariat, XL, XLT, Platinum | US77 |
| 6.8L V10 415 CID | 1999-2003 | Lariat, XL, XLT | US4109 |
| 6.8L V10 415 CID | 2004-2005 | Harley-Davidson Edition, King Ranch, Lariat, XL, XLT | US4109 |
| 6.8L V10 415 CID | 2006-2007 | King Ranch, Lariat, XL, XLT | US4109 |
| 6.8L V10 415 CID | 2008 | FX4, Harley-Davidson Edition, King Ranch, Lariat, XL, XLT | US4109 |
| 6.8L V10 415 CID | 2009 | Cabela's, FX4, Harley-Davidson Edition, King Ranch, Lariat, XL, XLT | US4109 |
| 6.8L V10 415 CID | 2010 | Cabela's, King Ranch, Lariat, XL, XLT | US6144 |
| 7.3L V8 445 CID | 1999-2003 | Lariat, XL, XLT | US4114 |
| F-250 SUPER DUTY (MEX) | | | |
| 6.7L V8 6700cc 409 CID | 2011-2016 | | US77 |
| F-350 | | | |
| 4.4L V8 4458cc 272 CID | 1956-1958 | | US488 |
| 4.8L V8 4786cc 292 CID | 1958-1963 | | US488 |
| 4.9L L6 4917cc 300 CID | 1975-1977 | Main; Before S/N 080001 | US4033 |
| 4.9L L6 4917cc 300 CID | 1975-1977 | Main; From Engine #080001 | US4030N |
| 4.9L L6 4917cc 300 CID | 1978 | Main | US4030N |
| 4.9L L6 4917cc 300 CID | 1980-1981 | Custom, Ranger, Ranger Lariat, Ranger XLT | US4030N |
| 4.9L L6 4917cc 300 CID | 1982 | Custom, XL, XLS, XLT Lariat | US4030N |
| 4.9L L6 4917cc 300 CID | 1983 | Base, XL, XLS, XLT | US4020 |
| 4.9L L6 4917cc 300 CID | 1984 | Base, XL, XLT | US4020 |
| 4.9L L6 4917cc 300 CID | 1985-1986 | Base, XL, XLT Lariat | US4020 |
| 4.9L L6 4917cc 300 CID | 1987-1989 | Custom, XL, XLT Lariat | US4048 |
| 4.9L L6 4917cc 300 CID | 1993-1994 | XL, XLT | US4099 |
| 5.0L V8 302 CID | 1980 | Custom; Ranger Lariat; Ranger XLT; Ranger; Windsor | US953 |
| 5.0L V8 302 CID | 1980 | High performance - Custom, Ranger Lariat, Ranger XLT, Ranger | US953H |
| 5.0L V8 4949cc 302 CID | 1976 | High performance - GAS; Main (Mex) | US953H |
| 5.8L V8 351 CID | 1977-1979 | Main; Modified | US932 |
| 5.8L V8 351 CID | 1979 | Main | US4030N |
| 5.8L V8 351 CID | 1980-1981 | Custom; Ranger Lariat; Ranger XLT; Ranger; Windsor | US953 |
| 5.8L V8 351 CID | 1980-1981 | High performance - Custom, Ranger Lariat, Ranger XLT, Ranger | US953H |
| 5.8L V8 351 CID | 1982 | Custom; XL; XLS; XLT Lariat; Windsor | US953 |
| 5.8L V8 351 CID | 1982 | High performance - Custom, XL, XLS, XLT Lariat | US953H |
| 5.8L V8 351 CID | 1983 | Base, XLT; XL, XLS; Windsor | US953 |
| 5.8L V8 351 CID | 1983 | High performance - Base, XLT, XL, XLS | US953H |
| 5.8L V8 351 CID | 1984 | Base, XL, XLT; Windsor | US953 |
| 5.8L V8 351 CID | 1984 | High performance - Base, XL, XLT; Windsor | US953H |
| 5.8L V8 351 CID | 1985 | Base, L, XLT Lariat; Windsor | US953 |
| 5.8L V8 351 CID | 1985 | High performance - Base, L, XLT Lariat; Windsor | US953H |
| 5.8L V8 351 CID | 1986 | Base; XL; XLT Lariat; Windsor | US953 |
| 5.8L V8 351 CID | 1986 | High performance - Base, XL, XLT Lariat | US953H |
| 5.8L V8 351 CID | 1987 | Custom; XL; XLT Lariat; Windsor | US953 |
| 5.8L V8 351 CID | 1987 | High performance - Custom, XL, XLT Lariat | US953H |
| 5.8L V8 351 CID | 1988-1992 | Custom, XLT Lariat, XL | US4044 |
| 5.8L V8 351 CID | 1988-1992 | High performance - Custom, XLT Lariat, XL | US4044H |
| 5.8L V8 351 CID | 1993-1994 | High performance - XL, XLT | US4044H |
| 5.8L V8 351 CID | 1993-1994 | XL, XLT | US4044 |
| 5.8L V8 351 CID | 1995 | Eddie Bauer, Special, XL, XLT | US4044 |
| 5.8L V8 351 CID | 1995 | High performance - Eddie Bauer, Special, XL, XLT | US4044H |
| 5.8L V8 351 CID | 1996 | High performance - Special, XL, XLT | US4044H |
| 5.8L V8 351 CID | 1996 | Special, XL, XLT | US4044 |
| 5.8L V8 351 CID | 1997 | Base, Lariat, XL, XLT | US4044 |
| 5.8L V8 351 CID | 1997 | High performance - Base, Lariat, XL, XLT | US4044H |
| 5.9L V8 360 CID | 1975-1976 | High performance - Main | US1075H |
| 5.9L V8 360 CID | 1975-1976 | Main | US1075 |
| 6.4L V8 390 CID | 1975-1976 | High performance - Main | US1075H |
| 6.4L V8 390 CID | 1975-1976 | Main | US1075 |
| 6.6L V8 400 CID | 1977-1979 | Main; Modified | US932 |
| 6.6L V8 400 CID | 1980-1981 | Custom; Ranger, Ranger Lariat, Ranger XLT; Modified | US932 |
| 6.6L V8 400 CID | 1982 | Custom; XL, XLS, XLT Lariat; Modified | US932 |
| 6.9L V8 420 CID | 1983 | Base, XL, XLS, XLT | US4018 |

| Engine | Years | Application Description | USMW |
|-------------------------|-----------|--|---------|
| FORD (CONT.) | | | |
| F-350 (CONT.) | | | |
| 6.9L V8 420 CID | 1984 | Base, XL, XLT | US4018 |
| 6.9L V8 420 CID | 1985-1986 | Base, XL, XLT Lariat | US4018 |
| 6.9L V8 420 CID | 1987 | Custom, XL, XLT Lariat | US4018 |
| 7.3L V8 445 CID | 1988-1992 | Custom, XL, XLT Lariat | US4018 |
| 7.3L V8 445 CID | 1993-1994 | XL, XLT | US4018 |
| 7.3L V8 445 CID | 1995 | Eddie Bauer, Special, XL, XLT | US4096 |
| 7.3L V8 445 CID | 1996 | Special, XL, XLT; From Engine # 201681 | US4114 |
| 7.3L V8 445 CID | 1996 | Special, XL, XLT; To Engine # 201680 | US4096 |
| 7.3L V8 445 CID | 1997 | Base, Lariat, XL, XLT | US4114 |
| 7.5L V8 460 CID | 1975-1979 | Main | US1114 |
| 7.5L V8 460 CID | 1983 | Base, XL, XLS, XLT | US1114 |
| 7.5L V8 460 CID | 1984 | Base, XL, XLT | US1114 |
| 7.5L V8 460 CID | 1985-1986 | Base, XL, XLT Lariat | US1114 |
| 7.5L V8 460 CID | 1987-1991 | Custom, XL, XLT Lariat | US1114 |
| 7.5L V8 460 CID | 1988-1989 | Custom, XL, XLT Lariat | US4081 |
| 7.5L V8 460 CID | 1992 | Custom, XL, XLT Lariat; From 02/03/1992 | US4077 |
| 7.5L V8 460 CID | 1992 | Custom, XL, XLT Lariat; To 02/03/1992 | US1114 |
| 7.5L V8 460 CID | 1993-1994 | XL, XLT | US4077 |
| 7.5L V8 460 CID | 1995 | Eddie Bauer, Special, XL, XLT | US4086 |
| 7.5L V8 460 CID | 1996 | Special, XL, XLT | US4086 |
| 7.5L V8 460 CID | 1997 | Base, Lariat, XL, XLT | US4086 |
| F350 (MEX) | | | |
| 4.7L V8 4700cc 289 CID | 1965-1966 | | US819 |
| 4.7L V8 4700cc 289 CID | 1965-1974 | | US1028 |
| 4.7L V8 4700cc 289 CID | 1969-1977 | | US953 |
| 5.0L V8 5000cc 302 CID | 1965-1966 | | US819 |
| 5.0L V8 5000cc 302 CID | 1965-1967 | | US1075 |
| 5.0L V8 5000cc 302 CID | 1967-1968 | | US1028 |
| 5.0L V8 5000cc 302 CID | 1968-1987 | 5/8" adapter | US953 |
| 5.0L V8 5000cc 302 CID | 1976-1979 | 5/8" adapter, | US953 |
| 5.0L V8 5000cc 302 CID | 1987-1997 | | US4044 |
| 5.4L V8 5409cc 330 CID | 1999 | | US4122 |
| 5.4L V8 5409cc 330 CID | 2000 | | US4121 |
| 5.8L V8 5800cc 351 CID | 1986-1987 | 5/8" adapter | US953 |
| 5.8L V8 5800cc 351 CID | 1987-1990 | | US4044 |
| 5.8L V8 5800cc 352 CID | 1965-1967 | | US1075 |
| 6.2L V8 6200cc 378 CID | 2015 | Super Duty XL | US6006 |
| F-350 SUPER DUTY | | | |
| 5.4L V8 330 CID | 1999 | | US4122 |
| 5.4L V8 330 CID | 2000-2002 | Lariat, XL, XLT | US4130 |
| 5.4L V8 330 CID | 2003 | Lariat, Main, XL, XLT | US4122 |
| 5.4L V8 330 CID | 2004-2007 | King Ranch, Lariat, Main, XL, XLT | US4122 |
| 5.4L V8 330 CID | 2008 | FX4, King Ranch, Lariat, Main, XL, XLT | US4122 |
| 5.4L V8 330 CID | 2009 | Cabela's, FX4, King Ranch, Lariat, Main, XL, XLT | US4122 |
| 5.4L V8 330 CID | 2010 | Cabela's, King Ranch, Lariat, Main, XL, XLT | US4122 |
| 6.0L V8 363 CID | 2003 | Lariat, XL, XLT | US61 |
| 6.0L V8 363 CID | 2004 | Harley-Davidson Edition, King Ranch, Lariat, XL, XLT; From 09/22/03 | US67 |
| 6.0L V8 363 CID | 2004 | Harley-Davidson Edition, King Ranch, Lariat, XL, XLT; To 09/22/2003 | US61 |
| 6.0L V8 363 CID | 2005-2007 | Harley-Davidson Edition, King Ranch, Lariat, XL, XLT | US67 |
| 6.2L V8 6210cc 379 CID | 2011-2012 | King Ranch, Lariat, XL, XLT | US6006 |
| 6.2L V8 6210cc 379 CID | 2013-2015 | King Ranch, Lariat, XL, XLT, Platinum | US6006 |
| 6.4L V8 391 CID | 2008-2009 | FX4, Harley-Davidson Edition, King Ranch, Lariat, XL, XLT; Electric Water Pump | US11006 |
| 6.4L V8 391 CID | 2008 | FX4, Harley-Davidson Edition, King Ranch, Lariat, XL, XLT | US76 |
| 6.4L V8 391 CID | 2009 | Cabela's, FX4, Harley-Davidson Edition, King Ranch, Lariat, XL, XLT | US76 |
| 6.4L V8 391 CID | 2010 | Cabela's, Harley-Davidson Edition, King Ranch, Lariat, XL, XLT | US76 |
| 6.4L V8 391 CID | 2010 | Harley-Davidson Edition, King Ranch, Lariat, XL, XLT; Electric Water Pump | US11006 |
| 6.7L V8 6651cc 406 CID | 2011-2012 | King Ranch, Lariat, XL, XLT | US77 |
| 6.7L V8 6651cc 406 CID | 2013-2015 | King Ranch, Lariat, XL, XLT, Platinum | US77 |

| Engine | Years | Application Description | USMW |
|-------------------------|-----------|---|---------|
| 6.8L V10 415 CID | 1999-2003 | Lariat, XL, XLT | US4109 |
| 6.8L V10 415 CID | 2004-2005 | Harley-Davidson Edition, King Ranch, Lariat, XL, XLT | US4109 |
| 6.8L V10 415 CID | 2006-2007 | King Ranch, Lariat, XL, XLT | US4109 |
| 6.8L V10 415 CID | 2008 | FX4, Harley-Davidson Edition, King Ranch, Lariat, XL, XLT | US4109 |
| 6.8L V10 415 CID | 2009 | Cabela's, FX4, Harley-Davidson Edition, King Ranch, Lariat, XL, XLT | US4109 |
| 6.8L V10 415 CID | 2010 | Cabela's, King Ranch, Lariat, XL, XLT | US6144 |
| 7.3L V8 445 CID | 1999-2003 | Lariat, XL, XLT | US4114 |
| F-350 XL (MEX) | | | |
| 6.2L V8 6200cc 378 CID | 2011-2014 | | US6006 |
| F-350 XLT (MEX) | | | |
| 6.2L V8 6200cc 378 CID | 2011-2014 | | US6006 |
| F-450 (MEX) | | | |
| 6.7L V8 6700cc 409 CID | 2013-2014 | | US77 |
| 6.8L V10 6751cc 412 CID | 2014 | | US4109 |
| F-450 SUPER DUTY | | | |
| 6.0L V8 363 CID | 2003 | Lariat, XL, XLT | US61 |
| 6.0L V8 363 CID | 2004 | Lariat, XL, XLT; From 09/22/03 | US67 |
| 6.0L V8 363 CID | 2004 | Lariat, XL, XLT; To 09/22/2003 | US61 |
| 6.0L V8 363 CID | 2005-2007 | Lariat, XL, XLT | US67 |
| 6.4L V8 391 CID | 2008 | King Ranch, Lariat, XL, XLT | US76 |
| 6.4L V8 391 CID | 2008 | King Ranch, Lariat, XL, XLT; Electric Water Pump | US11006 |
| 6.4L V8 391 CID | 2009-2010 | Harley-Davidson Edition, King Ranch, Lariat, XL, XLT | US76 |
| 6.4L V8 391 CID | 2009-2010 | Harley-Davidson Edition, King Ranch, Lariat, XL, XLT; Electric Water Pump | US11006 |
| 6.7L V8 6651cc 406 CID | 2011-2012 | King Ranch, Lariat, XL, XLT | US77 |
| 6.7L V8 6651cc 406 CID | 2013-2015 | King Ranch, Lariat, XL, XLT, Platinum | US77 |
| 6.8L V10 415 CID | 1999-2007 | Lariat, XLT, XL | US4109 |
| 6.8L V10 415 CID | 2008 | King Ranch, Lariat, XLT, XL | US4109 |
| 6.8L V10 415 CID | 2010 | Lariat, XL, XLT | US6144 |
| 6.8L V10 415 CID | 2011-2015 | XL, XLT | US6144 |
| 7.3L V8 445 CID | 1999-2003 | Lariat, XL, XLT | US4114 |
| F53 | | | |
| 6.8L V10 415 CID | 1999-2015 | Base | US4109 |
| 6.8L V10 415 CID | 2008 | Base; From 09/11/2008 | US6144 |
| 6.8L V10 415 CID | 2008 | Base; To 09/11/2008 | US4109 |
| 6.8L V10 415 CID | 2009-2014 | Base | US6144 |
| 7.5L V8 460 CID | 1988 | Custom, XL | US4081 |
| 7.5L V8 460 CID | 1989 | Custom, XL | US4079 |
| 7.5L V8 460 CID | 1990-1991 | Custom | US1114 |
| 7.5L V8 460 CID | 1992 | Custom; From 02/03/1992 | US4077 |
| 7.5L V8 460 CID | 1992 | Custom; To 02/03/1992 | US1114 |
| 7.5L V8 460 CID | 1993-1994 | XL | US4077 |
| 7.5L V8 460 CID | 1995-1996 | XL | US4086 |
| 7.5L V8 460 CID | 1997 | Base, XL | US4086 |
| F-550 (MEX) | | | |
| 6.7L V8 6700cc 409 CID | 2013-2014 | | US77 |
| 6.8L V10 6751cc 412 CID | 2014 | | US4109 |
| F-550 SUPER DUTY | | | |
| 6.0L V8 363 CID | 2003 | Lariat, XL, XLT | US61 |
| 6.0L V8 363 CID | 2004 | Lariat, XL, XLT; From 09/22/03 | US67 |
| 6.0L V8 363 CID | 2004 | Lariat, XL, XLT; To 09/22/2003 | US61 |
| 6.0L V8 363 CID | 2005-2007 | Lariat, XL, XLT | US67 |
| 6.4L V8 391 CID | 2008-2010 | Lariat, XL, XLT | US76 |
| 6.4L V8 391 CID | 2008-2010 | Lariat, XL, XLT; Electric Water Pump | US11006 |
| 6.7L V8 6651cc 406 CID | 2011-2015 | Lariat, XL, XLT | US77 |
| 6.8L V10 415 CID | 1999-2007 | Lariat, XLT, XL | US4109 |
| 6.8L V10 415 CID | 2008 | Lariat, XL, XLT | US4109 |
| 6.8L V10 415 CID | 2009-2010 | Lariat, XL, XLT | US6144 |
| 6.8L V10 415 CID | 2011-2015 | XL, XLT | US6144 |
| 7.3L V8 445 CID | 1999-2003 | Lariat, XL, XLT | US4114 |
| F59 | | | |
| 7.3L V8 445 CID | 1988-1989 | Custom, XL | US4018 |
| 7.3L V8 445 CID | 1990-1992 | Custom | US4018 |
| 7.3L V8 445 CID | 1993-1994 | XL | US4018 |

| Engine | Years | Application Description | USMW |
|------------------------|-----------|------------------------------------|--------|
| FORD (CONT.) | | | |
| F59 (CONT.) | | | |
| 7.3L V8 445 CID | 1995-1997 | Base | US4018 |
| F600 | | | |
| 6.1L V8 370 CID | 1980-1991 | | US4037 |
| 7.0L V8 429 CID | 1980-1994 | | US4037 |
| F650 | | | |
| 6.0L V8 365 CID | 2004-2007 | | US85 |
| 7.3L V8 444 CID | 2000-2003 | | US66 |
| F700 | | | |
| 6.1L V8 370 CID | 1980-1991 | | US4037 |
| 7.0L V8 429 CID | 1980-1998 | | US4037 |
| F750 | | | |
| 6.0L V8 365 CID | 2004-2007 | | US85 |
| 7.3L V8 444 CID | 2000-2003 | | US66 |
| F800 | | | |
| 6.1L V8 370 CID | 1980-1991 | | US4037 |
| 7.0L V8 429 CID | 1980-1998 | | US4037 |
| FAIRLANE | | | |
| 2.8L L6 2786cc 170 CID | 1962-1966 | Main | US1044 |
| 3.3L L6 200 CID | 1965-1969 | Main | US1044 |
| 3.3L L6 3277cc 200 CID | 1963-1969 | Main | US1044 |
| 3.3L L6 3278cc 200 CID | 1968-1969 | Main | US1044 |
| 3.6L L6 3655cc 223 CID | 1962 | Main | US819 |
| 3.6L V8 221 CID | 1962-1963 | Main | US819 |
| 3.6L V8 3622cc 221 CID | 1962-1963 | Main | US819 |
| 4.3L V8 260 CID | 1963-1964 | Main | US819 |
| 4.3L V8 4261cc 260 CID | 1962-1964 | Main | US819 |
| 4.4L V8 4458cc 272 CID | 1955-1957 | | US488 |
| 4.5L V8 272 CID | 1957 | | US488 |
| 4.7L V8 289 CID | 1963-1967 | Main | US819 |
| 4.7L V8 4727cc 289 CID | 1963-1967 | Main | US819 |
| 4.8L V8 292 CID | 1957-1961 | | US488 |
| 5.8L V8 352 CID | 1961-1964 | Main | US723 |
| 5.8L V8 5769cc 352 CID | 1961-1964 | Main | US723 |
| 6.4L V8 390 CID | 1961-1964 | Main | US723 |
| 6.4L V8 6391cc 390 CID | 1961-1964 | Main | US723 |
| 7.0L V8 6997cc 427 CID | 1964 | Main | US723 |
| FAIRMONT | | | |
| 2.3L L4 140 CID | 1978-1979 | Main | US4005 |
| 2.3L L4 140 CID | 1980-1982 | Base, Futura | US4005 |
| 2.3L L4 140 CID | 1981 | Base, Futura, S | US4005 |
| 2.3L L4 140 CID | 1983 | Futura, S | US4054 |
| 3.3L L6 200 CID | 1978-1979 | Main | US4002 |
| 3.3L L6 200 CID | 1980-1982 | Base, Futura | US4002 |
| 3.3L L6 200 CID | 1981 | Base, Futura, S | US4002 |
| 3.3L L6 200 CID | 1983 | Futura, S | US4002 |
| 4.2L V8 255 CID | 1980-1982 | Base; Futura; Windsor | US953 |
| 4.2L V8 255 CID | 1980-1982 | High performance - Base, Futura | US953H |
| 4.2L V8 255 CID | 1981 | Base; Futura; S; Windsor | US953 |
| 4.2L V8 255 CID | 1981 | High performance - Base, Futura, S | US953H |
| 5.0L V8 302 CID | 1978-1979 | High performance - Main | US953H |
| 5.0L V8 302 CID | 1978-1979 | Main; Windsor | US953 |
| FAIRMONT (MEX) | | | |
| 4.2L V8 4200cc 256 CID | 1978-1979 | | US953 |
| 5.0L V8 5000cc 302 CID | 1981-1983 | | US953 |
| FALCON | | | |
| 2.4L L6 144 CID | 1962-1964 | Main | US1044 |
| 2.4L L6 2360cc 144 CID | 1960-1964 | Main | US1044 |
| 2.8L L6 170 CID | 1962-1969 | Main | US1044 |
| 2.8L L6 2786cc 170 CID | 1960-1969 | Main | US1044 |
| 3.3L L6 200 CID | 1965-1970 | Main | US1044 |
| 3.3L L6 3277cc 200 CID | 1964-1970 | Main | US1044 |
| 3.3L L6 3278cc 200 CID | 1968-1970 | Main | US1044 |
| 3.6L V8 3622cc 221 CID | 1962-1963 | Main | US819 |
| 4.3L V8 260 CID | 1963-1964 | Main | US819 |
| 4.3L V8 4261cc 260 CID | 1962-1965 | Main | US819 |

| Engine | Years | Application Description | USMW |
|------------------------------|-----------|--|--------|
| 4.7L V8 289 CID | 1964-1966 | Main | US819 |
| 4.7L V8 4727cc 289 CID | 1964-1966 | Main | US819 |
| FALCON (MEX) | | | |
| 5.0L V8 5000cc 302 CID | 1969 | | US1028 |
| FALCON SEDAN DELIVERY | | | |
| 2.4L L6 2360cc 144 CID | 1961-1964 | Main | US1044 |
| 2.8L L6 2786cc 170 CID | 1961-1965 | Main | US1044 |
| 3.3L L6 3277cc 200 CID | 1964-1965 | Main | US1044 |
| 4.3L V8 4261cc 260 CID | 1962 | Main | US819 |
| 4.7L V8 4727cc 289 CID | 1965 | Main | US819 |
| FESTIVA | | | |
| 1.3L L4 1295cc | 1988 | L, LX | US4049 |
| 1.3L L4 1295cc | 1989 | LX | US4049 |
| 1.3L L4 1295cc | 1990 | GL, L, L Plus, LX | US4049 |
| 1.3L L4 1295cc | 1991-1993 | GL, L | US4049 |
| FIESTA | | | |
| 1.3L L4 1299cc 79 CID | 1998-2000 | Main (Mex) | US8934 |
| 1.6L L4 1596cc 97 CID | 2001 | Main (Mex), MPI (Mex) | US8931 |
| 1.6L L4 1596cc 97 CID | 2003-2009 | Main (Mex) | US8931 |
| 1.6L L4 1596cc 97 CID | 2010 | First; Main, Trend Comfort (Mex) | US8931 |
| 1.6L L4 1596cc 97 CID | 2011-2012 | S, SE, SEL, SES | US9449 |
| 1.6L L4 1596cc 97 CID | 2013 | S, SE, Titanium | US9449 |
| 1.6L L4 1596cc 97 CID | 2014-2015 | S, SE, ST, Titanium | US9449 |
| 1.6L L4 1598cc 98 CID | 1978-1979 | Main | US4003 |
| 1.6L L4 1598cc 98 CID | 1980 | Base | US4003 |
| FIESTA (MEX) | | | |
| 1.3L L4 1299cc 79 CID | 1998-2001 | | US8934 |
| 1.4L L4 1388cc 85 CID | 1998-2000 | | US4104 |
| 1.6L L4 1587cc 97 CID | 2003-2007 | Ikon, | US8931 |
| 1.6L L4 1587cc 97 CID | 2008-2009 | | US8931 |
| 1.6L L4 1596cc 97 CID | 2001 | | US8931 |
| 1.6L L4 1596cc 97 CID | 2002 | Ikon | US8931 |
| 1.6L L4 1597cc 97 CID | 2010 | First, Trend Confort | US8931 |
| 1.6L L4 1597cc 97 CID | 2011 | Ikon | US8931 |
| 1.6L L4 1597cc 97 CID | 2012 | Ikon First | US8931 |
| 1.6L L4 1600cc 98 CID | 2012-2015 | Ikon Ambiente, Ikon Trend | US8931 |
| 2.0L L4 1988cc 121 CID | 2008 | ST | US4126 |
| FIESTA IKON | | | |
| 1.6L L4 1596cc 97 CID | 2002-2004 | Main (Mex) | US8931 |
| 1.6L L4 1598cc 98 CID | 2011 | Main (Mex) | US8931 |
| 1.6L L4 1598cc 98 CID | 2012 | First; Main (Mex) | US8931 |
| 1.6L L4 1600cc 98 CID | 2012-2015 | Ambiente; Main (Mex), Trend (Mex) | US8931 |
| FIVE HUNDRED | | | |
| 3.0L V6 2968cc 181 CID | 2005-2006 | Limited, SEL, SE, Assembly | US6186 |
| 3.0L V6 2968cc 181 CID | 2007 | Limited, SEL; Assembly | US6186 |
| FLEX | | | |
| 3.5L V6 3496cc 213 CID | 2009-2010 | Limited, SEL, SE | US6023 |
| 3.5L V6 3496cc 213 CID | 2011-2015 | | US8910 |
| 3.5L V6 3496cc 213 CID | 2012 | From 01/02/2012 | US8910 |
| 3.5L V6 3496cc 213 CID | 2012 | To 01/02/2012 | US8980 |
| FOCUS | | | |
| 2.0L L4 121 CID | 2005-2006 | ZX3, ZX4, ZX5, ZXW | US4126 |
| 2.0L L4 121 CID | 2007-2008 | S, SE, SES | US4126 |
| 2.0L L4 121 CID | 2009-2011 | S, SE, SES, SEL | US4126 |
| 2.0L L4 121 CID | 2012 | | US4126 |
| 2.0L L4 1989cc 121 CID | 2000-2004 | | US4115 |
| 2.0L L4 1999cc 122 CID | 2013-2015 | | US4126 |
| 2.3L L4 140 CID | 2003-2004 | LX, SE, ZTS, ZTW, ZX3, ZX5 | US4126 |
| 2.3L L4 140 CID | 2005-2006 | ZX4 ST | US4126 |
| 2.3L L4 140 CID | 2007 | ST | US4126 |
| FOCUS (MEX) | | | |
| 2.0L L4 1988cc 121 CID | 2007-2009 | Ambiente, Sport | US4126 |
| 2.0L L4 1999cc 122 CID | 2010-2011 | Ambiente, Sport | US4126 |
| 2.0L L4 1999cc 122 CID | 2012 | Ambiente | US4126 |
| 2.0L L4 1999cc 122 CID | 2013 | Ambiente, SE Plus, Titanium Plus | US4126 |
| 2.0L L4 1999cc 122 CID | 2014 | Ambiente, SE Plus, Titanium Plus, Trend, Trend Sport | US4126 |
| 2.5L L5 2521cc 154 CID | 2007-2011 | ST | US9339 |



WATER PUMP APPLICATION GUIDE

USMW
Professional Series

| Engine | Years | Application Description | USMW |
|------------------------|-----------|-------------------------|--------|
| FORD (CONT.) | | | |
| FOCUS (CONT.) | | | |
| 2.5L L5 2521cc 154 CID | 2010 | RS, ST | US9339 |
| 2.5L L5 2521cc 154 CID | 2011 | RS | US4126 |
| FORD 300 | | | |
| 3.3L L6 3277cc 200 CID | 1963 | Main | US1044 |
| 4.3L V8 4261cc 260 CID | 1963 | Main | US819 |
| 4.7L V8 4727cc 289 CID | 1963 | Main | US819 |
| 5.8L V8 5769cc 352 CID | 1963 | Main | US723 |
| 6.4L V8 6391cc 390 CID | 1963 | Main | US723 |
| 6.6L V8 6654cc 406 CID | 1963 | Main | US723 |
| 7.0L V8 6997cc 427 CID | 1963 | Main | US723 |
| FREESTAR | | | |
| 3.9L V6 238 CID | 2004 | Base, S, SES, SE | US4102 |
| 3.9L V6 238 CID | 2005 | S, SES, SE | US4102 |
| 3.9L V6 238 CID | 2006-2007 | Base, SE | US4102 |
| 4.2L V6 256 CID | 2004-2007 | Limited, SEL | US4102 |
| FREESTYLE | | | |
| 3.0L V6 2968cc 181 CID | 2005-2007 | Limited, SEL | US6186 |
| FT800 | | | |
| 6.1L V8 370 CID | 1980-1990 | | US4037 |
| 7.0L V8 429 CID | 1980-1990 | | US4037 |
| FUSION | | | |
| 1.5L L4 1499cc 91 CID | 2014-2016 | SE; Turbocharged | US8107 |
| 1.6L L4 1596cc 97 CID | 2013-2014 | SE | US9449 |
| 2.0L L4 1999cc 122 CID | 2013-2015 | SE, Titanium | US4126 |
| 2.3L L4 140 CID | 2006-2009 | S, SE, SEL | US4126 |
| 2.5L L4 2488cc 152 CID | 2010-2012 | Hybrid, SEL, S, SE | US4126 |
| 2.5L L4 2488cc 152 CID | 2013-2014 | S, SE | US4126 |
| 2.5L L4 2488cc 152 CID | 2015 | SE, S | US4126 |
| 3.0L V6 2968cc 181 CID | 2006-2009 | SE, SEL | US9489 |
| 3.0L V6 2968cc 181 CID | 2010-2012 | SE, SEL | US6250 |
| 3.5L V6 3496cc 213 CID | 2010-2011 | Sport | US6023 |
| 3.5L V6 3496cc 213 CID | 2012 | Sport; From 01/02/2012 | US8910 |
| 3.5L V6 3496cc 213 CID | 2012 | Sport; To 01/02/2012 | US8980 |
| FUSION (MEX) | | | |
| 3.0L V6 2967cc 181 CID | 2011-2012 | SE, SEL | US6250 |
| 3.0L V6 3000cc 183 CID | 2010 | | US6250 |
| GALAXIE | | | |
| 3.3L L6 3277cc 200 CID | 1963 | Main | US1044 |
| 4.3L V8 4261cc 260 CID | 1963-1964 | Main | US819 |
| 4.7L V8 4727cc 289 CID | 1963-1965 | Main | US819 |
| 4.8L V8 4786cc 292 CID | 1959-1962 | | US488 |
| 5.8L V8 5769cc 352 CID | 1961-1964 | Main | US723 |
| 6.4L V8 6391cc 390 CID | 1961-1964 | Main | US723 |
| 6.6L V8 6654cc 406 CID | 1962-1963 | Main | US723 |
| 7.0L V8 6997cc 427 CID | 1963-1964 | Main | US723 |
| GALAXIE (MEX) | | | |
| 5.8L V8 5800cc 351 CID | 1969 | 500 | US1028 |
| 5.8L V8 5800cc 351 CID | 1970-1974 | 500; 5/8" adapter | US953 |
| 5.8L V8 5800cc 351 CID | 1975-1976 | 5/8" adapter | US953 |
| GALAXIE 500 | | | |
| 3.3L L6 200 CID | 1963 | Main | US1044 |
| 4.3L V8 260 CID | 1963-1964 | Main | US819 |
| 4.7L V8 289 CID | 1963-1967 | Main | US819 |
| 5.8L V8 352 CID | 1962-1964 | Main | US723 |
| 6.4L V8 390 CID | 1962-1964 | Main | US723 |
| Ghia (MEX) | | | |
| 2.3L L4 2300cc 140 CID | 1990 | | US4022 |
| 2.3L L4 2300cc 140 CID | 1991-1992 | | US4041 |
| 3.0L V6 2985cc 182 CID | 1992-1994 | | US4070 |
| GRANADA | | | |
| 2.3L L4 140 CID | 1981-1982 | GL, GLX, L | US4005 |
| 3.3L L6 200 CID | 1975 | Main; Exc. Air Cond. | US4002 |
| 3.3L L6 200 CID | 1975 | Main; With Air Cond. | US1044 |
| 3.3L L6 200 CID | 1976-1977 | Main | US4002 |
| 3.3L L6 200 CID | 1981-1982 | GL, GLX, L | US4002 |

| Engine | Years | Application Description | USMW |
|----------------------------|-----------|---|---------|
| 3.8L V6 232 CID | 1982 | GL, GLX, L | US4016 |
| 4.1L L6 250 CID | 1975-1979 | Main | US960 |
| 4.1L L6 250 CID | 1980 | Base, ESS, Ghia | US960 |
| 4.2L V8 255 CID | 1980 | Base, ESS; Ghia; Windsor | US953 |
| 4.2L V8 255 CID | 1980 | High performance - Base, ESS, Ghia | US953H |
| 4.2L V8 255 CID | 1981 | GL; GLX; L; Windsor | US953 |
| 4.2L V8 255 CID | 1981 | High performance - GL, GLX, L | US953H |
| 5.0L V8 302 CID | 1975-1979 | High performance - Main | US953H |
| 5.0L V8 302 CID | 1975-1979 | Main; Windsor | US953 |
| 5.0L V8 302 CID | 1980 | Base, ESS; Ghia; Windsor | US953 |
| 5.0L V8 302 CID | 1980 | High performance - Base, ESS, Ghia | US953H |
| 5.8L V8 351 CID | 1975-1977 | High performance - Main | US953H |
| 5.8L V8 351 CID | 1975-1977 | Main; Windsor | US953 |
| GRAND MARQUIS (MEX) | | | |
| 4.6L V8 4608cc 281 CID | 1992-1997 | | US4066 |
| 4.6L V8 4608cc 281 CID | 1998-2001 | | US4113 |
| 4.6L V8 4608cc 281 CID | 2002-2004 | | US4128 |
| 5.0L V8 5000cc 302 CID | 1991-1992 | | US4052 |
| GT40 | | | |
| 4.7L V8 289 CID | 1968 | Main | US819 |
| 4.7L V8 4727cc 289 CID | 1966-1968 | Main | US819 |
| 7.0L V8 6997cc 427 CID | 1964 | Main | US723 |
| KA | | | |
| 1.6L L4 1596cc 97 CID | 2001-2008 | Main (Mex) | US8931 |
| KA (MEX) | | | |
| 1.6L L4 1587cc 97 CID | 2002-2008 | | US8931 |
| 1.6L L4 1596cc 97 CID | 2001 | | US8931 |
| L800 | | | |
| 6.1L V8 370 CID | 1980-1985 | | US4037 |
| 7.0L V8 429 CID | 1980-1985 | | US4037 |
| LN600 | | | |
| 6.1L V8 370 CID | 1980-1985 | | US4037 |
| LOBO (MEX) | | | |
| 4.6L V8 4608cc 281 CID | 1997-2009 | | US4122 |
| 4.6L V8 4608cc 281 CID | 2007 | | US4125 |
| 4.6L V8 4608cc 281 CID | 2010 | XLT | US4122 |
| 5.0L V8 5000cc 305 CID | 2011-2012 | FX4, King Ranch, Lariat, XLT | US8963 |
| 5.0L V8 5000cc 305 CID | 2013 | King Ranch, Lariat, XLT | US8963 |
| 5.0L V8 5000cc 305 CID | 2014 | Lariat, XLT | US8963 |
| 5.4L V8 5409cc 330 CID | 1999-2009 | | US4125 |
| 5.4L V8 5409cc 330 CID | 2002-2003 | | US4122 |
| 5.4L V8 5409cc 330 CID | 2010 | Harley Davidson, King Ranch | US6002 |
| 5.4L V8 5409cc 330 CID | 2010 | Lariat, Sport, XLT | US4125 |
| 6.2L V8 6200cc 378 CID | 2011 | Harley Davidson, Limited, SVT Raptor | US6006 |
| 6.2L V8 6200cc 378 CID | 2012-2014 | SVT Raptor | US6006 |
| LTD | | | |
| 2.3L L4 140 CID | 1983-1985 | | US4054 |
| 2.3L L4 140 CID | 1986 | Base, Brougham | US4054 |
| 3.3L L6 200 CID | 1983 | Base, Brougham | US4002 |
| 3.8L V6 232 CID | 1983-1986 | Base, Brougham | US4016 |
| 3.8L V6 232 CID | 1984 | | US4016 |
| 4.2L V8 255 CID | 1981-1982 | Base, Crown Victoria, S | US4014 |
| 4.2L V8 255 CID | 1981-1982 | High performance - Base, Crown Victoria, S | US4014H |
| 4.7L V8 4727cc 289 CID | 1965-1967 | Main | US819 |
| 5.0L V8 302 CID | 1977-1979 | High performance - Main | US953H |
| 5.0L V8 302 CID | 1977-1979 | Main; Windsor | US953 |
| 5.0L V8 302 CID | 1980-1982 | Base, S, Country Squire, Crown Victoria | US4014 |
| 5.0L V8 302 CID | 1980-1982 | High performance - Base, S, Country Squire, Crown Victoria | US4014H |
| 5.0L V8 302 CID | 1983-1985 | Country Squire, Crown Victoria | US4014 |
| 5.0L V8 302 CID | 1983-1985 | High performance - Country Squire, Crown Victoria | US4014H |
| 5.0L V8 302 CID | 1984 | Base, Brougham, Country Squire, Crown Victoria | US4014 |
| 5.0L V8 302 CID | 1984 | High performance - Base, Brougham, Country Squire, Crown Victoria | US4014H |
| 5.0L V8 302 CID | 1985 | Base, Brougham, LX Brougham | US4024 |

| Engine | Years | Application Description | USMW |
|---------------------------|-----------|---|---------|
| FORD (CONT.) | | | |
| LTD (CONT.) | | | |
| 5.0L V8 302 CID | 1985 | High performance - Base, Brougham, LX Brougham | US4024H |
| 5.0L V8 302 CID | 1986 | Country Squire LX, Crown Victoria LX, Country Squire, Crown Victoria | US4014 |
| 5.0L V8 302 CID | 1986 | High performance - Country Squire LX, Crown Victoria LX, Country Squire, Crown Victoria | US4014H |
| 5.8L V8 351 CID | 1975-1979 | High performance - Main | US953H |
| 5.8L V8 351 CID | 1975-1979 | Main; Modified | US932 |
| 5.8L V8 351 CID | 1975-1979 | Main; Windsor | US953 |
| 5.8L V8 351 CID | 1980-1981 | Base, S, Country Squire, Crown Victoria | US4014 |
| 5.8L V8 351 CID | 1980-1981 | High performance - Base, S, Country Squire, Crown Victoria | US4014H |
| 5.8L V8 351 CID | 1982 | Base, S, Crown Victoria | US4014 |
| 5.8L V8 351 CID | 1982 | High performance - Base, S, Crown Victoria | US4014H |
| 5.8L V8 351 CID | 1983-1985 | Country Squire, Crown Victoria | US4014 |
| 5.8L V8 351 CID | 1983-1985 | High performance - Country Squire, Crown Victoria | US4014H |
| 5.8L V8 351 CID | 1986 | Country Squire, Country Squire LX, Crown Victoria LX, Crown Victoria | US4014 |
| 5.8L V8 351 CID | 1986 | High performance - Country Squire LX, Crown Victoria LX, Country Squire, Crown Victoria | US4014H |
| 5.8L V8 5752cc 351 CID | 1978 | Main (Mex); Windsor | US953 |
| 6.6L V8 400 CID | 1975-1978 | Main; Modified | US932 |
| 7.5L V8 460 CID | 1975-1978 | Main | US1114 |
| LTD (MEX) | | | |
| 5.0L V8 5000cc 302 CID | 1975-1976 | 5/8" adapter | US953 |
| 5.8L V8 5800cc 351 CID | 1977 | | US953 |
| 5.8L V8 5800cc 351 CID | 1978 | Windsor | US953 |
| 5.8L V8 5800cc 351 CID | 1979-1980 | | US4052 |
| LTD CROWN VICTORIA | | | |
| 5.0L V8 302 CID | 1987 | Base, LX, S | US4014 |
| 5.0L V8 302 CID | 1987 | High performance - Base, LX, S | US4014H |
| 5.0L V8 302 CID | 1988 | From 06/1988 | US4052 |
| 5.0L V8 302 CID | 1988 | High performance - From 06/88 | US4052H |
| 5.0L V8 302 CID | 1988 | High performance - To 06/88 | US4014H |
| 5.0L V8 302 CID | 1988 | To 06/1988 | US4014 |
| 5.0L V8 302 CID | 1989-1991 | Base, LX, S | US4052 |
| 5.0L V8 302 CID | 1989-1991 | High performance - Base, LX, S | US4052H |
| 5.8L V8 351 CID | 1987-1991 | Base | US4014 |
| 5.8L V8 351 CID | 1987-1991 | High performance - Base | US4014H |
| LTD II | | | |
| 5.0L V8 302 CID | 1977-1979 | High performance - Main | US953H |
| 5.0L V8 302 CID | 1977-1979 | Main; Windsor | US953 |
| 5.8L V8 351 CID | 1977-1979 | High performance - Main | US953H |
| 5.8L V8 351 CID | 1977-1979 | Main; Modified | US932 |
| 5.8L V8 351 CID | 1977-1979 | Main; Windsor | US953 |
| 6.6L V8 400 CID | 1977-1978 | Main; Modified | US932 |
| MAINLINE | | | |
| 3.9L V8 3917cc 239 CID | 1954 | | US488 |
| 4.4L V8 4458cc 272 CID | 1955-1956 | | US488 |
| MAVERICK | | | |
| 2.8L L6 170 CID | 1970-1972 | Main | US1044 |
| 2.8L L6 2786cc 170 CID | 1970-1972 | Main | US1044 |
| 3.3L L6 200 CID | 1970-1974 | Main | US1044 |
| 3.3L L6 200 CID | 1975 | Main; Air Cond | US4002 |
| 3.3L L6 200 CID | 1975 | Main; W/O A/C | US1044 |
| 3.3L L6 200 CID | 1976-1977 | Main | US4002 |
| 3.3L L6 3277cc 200 CID | 1970-1974 | Main | US1044 |
| 3.3L L6 3278cc 200 CID | 1970-1974 | Main | US1044 |
| 4.1L L6 250 CID | 1975-1977 | Main | US960 |
| 5.0L V8 302 CID | 1975-1977 | High performance - Main | US953H |
| 5.0L V8 302 CID | 1975-1977 | Main; Windsor | US953 |
| MAVERICK (MEX) | | | |
| 4.7L V8 4700cc 289 CID | 1971-1977 | | US953 |

| Engine | Years | Application Description | USMW |
|------------------------|-----------|---|---------|
| 5.0L V8 5000cc 302 CID | 1970 | | US953 |
| MONDEO (MEX) | | | |
| 2.0L L4 1988cc 121 CID | 2002-2007 | | US4126 |
| 2.0L L4 1999cc 122 CID | 2001 | | US4126 |
| 2.5L V6 2544cc 155 CID | 2001 | Trend | US4091 |
| 2.5L V6 2544cc 155 CID | 2002-2007 | | US4091 |
| 3.0L V6 2966cc 181 CID | 2005 | ST | US4091 |
| MUSTANG | | | |
| 2.3L L4 140 CID | 1979 | Main | US4005 |
| 2.3L L4 140 CID | 1980 | | US4005 |
| 2.3L L4 140 CID | 1981 | Base, Ghia | US4005 |
| 2.3L L4 140 CID | 1982 | GL, GLX, L | US4005 |
| 2.3L L4 140 CID | 1983-1984 | | US4054 |
| 2.3L L4 140 CID | 1985-1986 | LX, SVO | US4054 |
| 2.3L L4 140 CID | 1987-1993 | LX | US4054 |
| 2.8L L6 2786cc 170 CID | 1964-1965 | Main | US1044 |
| 2.8L V6 171 CID | 1979 | Main | US1047 |
| 3.3L L6 200 CID | 1968-1970 | Main | US1044 |
| 3.3L L6 200 CID | 1979 | Main | US4002 |
| 3.3L L6 200 CID | 1980-1981 | Base, Ghia | US4002 |
| 3.3L L6 200 CID | 1982 | GL, GLX, L | US4002 |
| 3.3L L6 3277cc 200 CID | 1964-1970 | Main | US1044 |
| 3.3L L6 3278cc 200 CID | 1968-1970 | Main | US1044 |
| 3.7L V6 3726cc 227 CID | 2011-2014 | Base; Serpentine Belt Driven | US6654 |
| 3.7L V6 3726cc 227 CID | 2015 | V6; Serpentine Belt Driven | US6654 |
| 3.8L V6 232 CID | 1983 | GL, GLX, L | US4016 |
| 3.8L V6 232 CID | 1984 | L, LX | US4016 |
| 3.8L V6 232 CID | 1985-1986 | LX | US4016 |
| 3.8L V6 232 CID | 1994-1995 | Base | US4090 |
| 3.8L V6 232 CID | 1996-2004 | Base | US4103 |
| 3.9L V6 238 CID | 2004 | Base | US4103 |
| 4.0L V6 245 CID | 2005-2010 | Base | US4108 |
| 4.2L V8 255 CID | 1980 | Base, Ghia | US4024 |
| 4.2L V8 255 CID | 1980 | High performance - Base, Ghia | US4024H |
| 4.2L V8 255 CID | 1981 | Base, Ghia, Cobra | US4024 |
| 4.2L V8 255 CID | 1981 | High performance - Base, Ghia, Cobra | US4024H |
| 4.2L V8 255 CID | 1982 | GL, GLX, L | US4024 |
| 4.2L V8 255 CID | 1982 | High performance - GL, GLX, L | US4024H |
| 4.3L V8 4261cc 260 CID | 1964-1965 | Main | US819 |
| 4.6L V8 281 CID | 1996-1998 | GT, SVT Cobra | US4113 |
| 4.6L V8 281 CID | 1999 | GT, SVT Cobra | US4119 |
| 4.6L V8 281 CID | 2000 | GT | US4119 |
| 4.6L V8 281 CID | 2001 | GT Bullitt; 65mm From Pulley Surface To Mounting Surface, GT; 65mm From Pulley Surface To Mounting Surface | US4128 |
| 4.6L V8 281 CID | 2001 | GT Bullitt; 87mm From Pulley Surface To Mounting Surface, SVT Cobra, GT; 87mm From Pulley Surface To Mounting Surface | US4119 |
| 4.6L V8 281 CID | 2002-2004 | GT; 87mm From Pulley Surface To Mounting Surface | US4119 |
| 4.6L V8 281 CID | 2002 | GT; 65mm From Pulley Surface To Mounting Surface | US4128 |
| 4.6L V8 281 CID | 2003 | GT; 65mm From Pulley Surface To Mounting Surface, Mach I, SVT Cobra, SVT Cobra 10th Anniversary; 65mm From Pulley Surface To Mounting Surface | US4128 |
| 4.6L V8 281 CID | 2003 | SVT Cobra 10th Anniversary | US11014 |
| 4.6L V8 281 CID | 2004 | GT; 65mm From Pulley Surface To Mounting Surface, Mach I, SVT Cobra, SVT Cobra | US4128 |
| 4.6L V8 281 CID | 2005-2006 | GT | US4113 |
| 4.6L V8 281 CID | 2007 | GT, Shelby GT | US4119 |
| 4.6L V8 281 CID | 2008 | Bullitt, GT, Shelby GT | US4119 |
| 4.6L V8 281 CID | 2009 | Bullitt, GT | US4119 |
| 4.7L V8 289 CID | 1968 | Main | US819 |
| 4.7L V8 4727cc 289 CID | 1964-1968 | Main | US819 |
| 5.0L V8 302 CID | 1979 | High performance - Main | US4024H |

| Engine | Years | Application Description | USMW |
|-----------------------------------|-----------|---|---------|
| FORD (CONT.) | | | |
| MUSTANG (CONT.) | | | |
| 5.0L V8 302 CID | 1979 | Main | US4024 |
| 5.0L V8 302 CID | 1982 | GL, GLX, L, GT | US4024 |
| 5.0L V8 302 CID | 1982 | High performance - GL, GLX, L, GT | US4024H |
| 5.0L V8 302 CID | 1983 | GT | US4024 |
| 5.0L V8 302 CID | 1983 | High performance - GT | US4024H |
| 5.0L V8 302 CID | 1984 | GT; VIN M, GT-350 20th Anniversary; VIN M, L; VIN M, LX; VIN M | US4024 |
| 5.0L V8 302 CID | 1984 | GT-350 20th Anniversary, L, LX; VIN F | US4035 |
| 5.0L V8 302 CID | 1984 | High performance - GT, GT; VIN M, GT-350 20th Anniversary; VIN M, L; VIN M, LX; VIN M | US4024H |
| 5.0L V8 302 CID | 1985 | GT, GT; VIN M, LX | US4024 |
| 5.0L V8 302 CID | 1985 | High performance - GT; VIN M, LX | US4024H |
| 5.0L V8 302 CID | 1986-1992 | GT, LX | US4038 |
| 5.0L V8 302 CID | 1986-1992 | High performance - GT, LX | US4038H |
| 5.0L V8 302 CID | 1993 | GT, LX, SVT Cobra | US4038 |
| 5.0L V8 302 CID | 1993 | High performance - GT, LX, SVT Cobra R, SVT Cobra | US4038H |
| 5.0L V8 302 CID | 1994 | GT, SVT Cobra | US4087 |
| 5.0L V8 302 CID | 1995 | GT, GTS, SVT Cobra | US4087 |
| 5.0L V8 4951cc 302 CID | 2011-2014 | GT | US8963 |
| 5.0L V8 4951cc 302 CID | 2012-2013 | Boss 302, GT | US8963 |
| MUSTANG (MEX) | | | |
| 3.7L V6 3700cc 227 CID | 2012-2014 | ST | US6654 |
| 5.0L V8 5000cc 302 CID | 1969 | | US1028 |
| 5.0L V8 5000cc 302 CID | 1973-1978 | 5/8" adapter | US953 |
| 5.0L V8 5000cc 302 CID | 1974-1984 | | US4024 |
| 5.0L V8 5000cc 302 CID | 1975 | | US1070 |
| 5.8L V8 5800cc 351 CID | 1974 | 5/8" adapter | US953 |
| MUSTANG II | | | |
| 2.3L L4 140 CID | 1975-1978 | Main | US4005 |
| 2.8L V6 171 CID | 1975-1978 | Main | US1047 |
| 5.0L V8 302 CID | 1975 | Main | US1070 |
| 5.0L V8 302 CID | 1976 | High performance - Main; From 03/15/76 | US953H |
| 5.0L V8 302 CID | 1976 | Main; From 03/15/76; Windsor | US953 |
| 5.0L V8 302 CID | 1976 | Main; To 03/15/76 | US1070 |
| 5.0L V8 302 CID | 1977-1978 | High performance - Main | US953H |
| 5.0L V8 302 CID | 1977-1978 | Main; Windsor | US953 |
| 5.0L V8 4950cc 302 CID | 1975 | Main (Mex) | US1070 |
| 5.0L V8 4950cc 302 CID | 1976-1978 | Main (Mex); Windsor | US953 |
| 5.0L V8 4950cc 302 CID | 1977 | Main; Windsor | US953 |
| MYSTIQUE (MEX) | | | |
| 2.0L L4 1984cc 121 CID | 1994-1995 | | US4088 |
| 2.5L V6 2544cc 155 CID | 1995-2000 | | US4091 |
| P-100 | | | |
| 2.4L L6 2360cc 144 CID | 1960-1964 | Main | US1044 |
| 2.8L L6 2786cc 170 CID | 1961-1970 | Main | US1044 |
| P-350 | | | |
| 2.8L L6 2786cc 170 CID | 1961-1970 | Main | US1044 |
| P350 (MEX) | | | |
| 5.0L V8 5000cc 302 CID | 1975 | | US953 |
| 5.0L V8 5000cc 302 CID | 1989-1991 | Microbus | US4044 |
| 5.8L V8 5800cc 351 CID | 1986-1987 | Microbus | US953 |
| 5.8L V8 5800cc 351 CID | 1988-1997 | Microbus | US4044 |
| P400 (MEX) | | | |
| 5.0L V8 5000cc 302 CID | 1975 | | US953 |
| PINTO | | | |
| 2.0L L4 1993cc 122 CID | 1971-1974 | | US964 |
| 2.3L L4 140 CID | 1975-1979 | Main | US4005 |
| 2.3L L4 140 CID | 1980 | Base, Pony, Squire | US4005 |
| 2.8L V6 171 CID | 1975-1979 | Main | US1047 |
| POLICE INTERCEPTOR SEDAN | | | |
| 3.5L V6 3496cc 213 CID | 2013-2015 | | US8910 |
| 3.7L V6 3726cc 227 CID | 2013-2015 | Base | US8910 |
| POLICE INTERCEPTOR UTILITY | | | |
| 3.5L V6 3496cc 213 CID | 2014-2015 | Base | US8910 |

| Engine | Years | Application Description | USMW |
|------------------------|-----------|--------------------------------|--------|
| 3.7L V6 3726cc 227 CID | 2013-2015 | Base | US8910 |
| PROBE | | | |
| 2.0L L4 1989cc 122 CID | 1993-1996 | Base, SE | US4078 |
| 2.0L L4 1989cc 122 CID | 1997 | Base, GTS | US4078 |
| 2.2L L4 133 CID | 1989 | GL, GT, LX | US4053 |
| 2.2L L4 133 CID | 1990 | GL, GT | US4053 |
| 2.2L L4 133 CID | 1991-1992 | Base, GL, GT | US4053 |
| 2.5L V6 2450cc 152 CID | 1993-1994 | GT | US9259 |
| 2.5L V6 2450cc 152 CID | 1995-1997 | GT | US9318 |
| 3.0L V6 2986cc 182 CID | 1990 | LX | US4059 |
| 3.0L V6 2986cc 182 CID | 1991-1992 | LX, SE | US4059 |
| RANCH WAGON | | | |
| 2.4L L6 2360cc 144 CID | 1960-1964 | Main | US1044 |
| 2.8L L6 2786cc 170 CID | 1960-1969 | Main | US1044 |
| 3.3L L6 3277cc 200 CID | 1963-1970 | Main | US1044 |
| 5.8L V8 5769cc 352 CID | 1961-1964 | Main | US723 |
| 6.4L V8 6391cc 390 CID | 1961-1964 | Main | US723 |
| 6.6L V8 6654cc 406 CID | 1962-1963 | Main | US723 |
| 7.0L V8 6997cc 427 CID | 1963-1964 | Main | US723 |
| RANCHERO | | | |
| 2.4L L6 2360cc 144 CID | 1960-1964 | Main | US1044 |
| 2.8L L6 2786cc 170 CID | 1961-1965 | Main | US1044 |
| 3.3L L6 200 CID | 1966-1968 | Main | US1044 |
| 3.3L L6 3277cc 200 CID | 1964-1968 | Main | US1044 |
| 3.3L L6 3278cc 200 CID | 1968 | Main | US1044 |
| 4.4L V8 4458cc 272 CID | 1957 | | US488 |
| 4.8L V8 4786cc 292 CID | 1957-1959 | | US488 |
| 5.0L V8 302 CID | 1977-1979 | High performance - Main | US953H |
| 5.0L V8 302 CID | 1977-1979 | Main; Windsor | US953 |
| 5.8L V8 351 CID | 1975-1978 | Main; Windsor | US953 |
| 5.8L V8 351 CID | 1975-1979 | High performance - Main | US953H |
| 5.8L V8 351 CID | 1975-1979 | Main; Modified | US932 |
| 6.6L V8 400 CID | 1975-1978 | Main; Modified | US932 |
| 7.5L V8 460 CID | 1975-1977 | Main | US1114 |
| RANGER | | | |
| 2.0L L4 1989cc 122 CID | 1983-1985 | Base, XL, XLS, XLT | US4054 |
| 2.0L L4 1989cc 122 CID | 1984 | S, XL, XLS, XLT | US4054 |
| 2.0L L4 1989cc 122 CID | 1986-1988 | S | US4054 |
| 2.3L L4 140 CID | 1983-1985 | Base, XL, XLS, XLT | US4054 |
| 2.3L L4 140 CID | 1984 | S, XL, XLS, XLT | US4054 |
| 2.3L L4 140 CID | 1986 | Base, S, STX, XL, XLT | US4054 |
| 2.3L L4 140 CID | 1987 | Custom, STX, XLT | US4054 |
| 2.3L L4 140 CID | 1988-1989 | Custom, S, STX, XLT | US4054 |
| 2.3L L4 140 CID | 1990 | Custom, S, S Plus, STX, XLT | US4054 |
| 2.3L L4 140 CID | 1991-1992 | Custom, S, Sport, XLT | US4054 |
| 2.3L L4 140 CID | 1993 | Splash, STX, XL, Sport, XLT | US4054 |
| 2.3L L4 140 CID | 1994 | Splash, STX, XL, XLT | US4054 |
| 2.3L L4 140 CID | 1995 | Splash, XL, XLT, STX, XL Sport | US4093 |
| 2.3L L4 140 CID | 1996 | Splash, XL, XLT | US4093 |
| 2.3L L4 140 CID | 1997 | Splash, XL, XLT, Sport | US4093 |
| 2.3L L4 140 CID | 2001-2011 | XL, XLT | US4126 |
| 2.3L L4 140 CID | 2007 | STX, XL, XLT | US4126 |
| 2.3L L4 140 CID | 2009 | Sport, XL, XLT | US4126 |
| 2.5L L4 153 CID | 1998 | Splash, XL, XLT | US4093 |
| 2.5L L4 153 CID | 1999-2001 | XL, XLT | US4093 |
| 2.8L V6 171 CID | 1983-1985 | Base, XL, XLS, XLT | US4023 |
| 2.8L V6 171 CID | 1984 | S, XL, XLS, XLT | US4023 |
| 2.9L V6 177 CID | 1986 | Base, XL, STX, XLT | US4042 |
| 2.9L V6 177 CID | 1987-1990 | Custom, STX, XLT | US4042 |
| 2.9L V6 177 CID | 1989 | Custom, GT, STX, XLT | US4042 |
| 2.9L V6 177 CID | 1991-1992 | Custom, Sport, STX, XLT | US4042 |
| 3.0L V6 2986cc 182 CID | 1991-1992 | Custom, S, Sport, STX, XLT | US4039 |
| 3.0L V6 2986cc 182 CID | 1993 | Splash, XL, Sport, STX, XLT | US4039 |
| 3.0L V6 2986cc 182 CID | 1994 | Splash, XL, STX, XLT | US4039 |
| 3.0L V6 2986cc 182 CID | 1995 | Splash, STX, XL, XLT, XL Sport | US4095 |
| 3.0L V6 2986cc 182 CID | 1996 | Splash, STX, XL, XLT | US4095 |
| 3.0L V6 2986cc 182 CID | 1997 | Splash, STX, XL, XLT, Sport | US4095 |
| 3.0L V6 2986cc 182 CID | 1998 | Splash, XL, XLT | US4095 |
| 3.0L V6 2986cc 182 CID | 1999-2004 | | US4095 |

| Engine | Years | Application Description | USMW |
|-------------------------------------|-----------|---|--------|
| FORD (CONT.) | | | |
| RANGER (CONT.) | | | |
| 3.0L V6 2986cc 182 CID | 2005 | Edge, STX, XL, XLT | US4095 |
| 3.0L V6 2986cc 182 CID | 2006 | Sport, STX, XL, XLT | US4095 |
| 3.0L V6 2986cc 182 CID | 2007 | Sport, XL, XLT, STX | US4095 |
| 3.0L V6 2986cc 182 CID | 2008 | Sport, XL, XLT | US4095 |
| 4.0L V6 245 CID | 1990 | Custom, S, S Plus, STX, XLT | US4060 |
| 4.0L V6 245 CID | 1991-1992 | Custom, S, Sport, STX, XLT | US4060 |
| 4.0L V6 245 CID | 1993 | Splash, Sport, STX, XL, XLT | US4060 |
| 4.0L V6 245 CID | 1994-1996 | Splash, STX, XL, XLT | US4060 |
| 4.0L V6 245 CID | 1995 | Splash, STX, XL, XL Sport, XLT | US4060 |
| 4.0L V6 245 CID | 1997 | Splash, Sport, STX, XLT | US4060 |
| 4.0L V6 245 CID | 1998 | Splash, XL, XLT | US4060 |
| 4.0L V6 245 CID | 1999-2000 | XL, XLT | US4060 |
| 4.0L V6 245 CID | 2001-2003 | Edge, XL, XLT | US4108 |
| 4.0L V6 245 CID | 2004 | Edge, Tremor, XLT | US4108 |
| 4.0L V6 245 CID | 2005 | Edge, FX4, XL, XLT | US4108 |
| 4.0L V6 245 CID | 2006-2007 | FX4, Sport, STX, XL, XLT | US4108 |
| 4.0L V6 245 CID | 2008-2009 | FX4, Sport, XL, XLT | US4108 |
| 4.0L V6 245 CID | 2010-2011 | Sport, XL, XLT | US4108 |
| SABLE (MEX) | | | |
| 3.0L V6 2966cc 181 CID | 1998-2002 | | US4094 |
| 3.0L V6 3000cc 183 CID | 1996-1997 | | US4094 |
| 3.8L V6 3800cc 232 CID | 1994-1995 | | US4089 |
| SPECIAL SERVICE POLICE SEDAN | | | |
| 2.0L L4 1999cc 122 CID | 2015 | Base | US4126 |
| SPRINT | | | |
| 2.8L L6 2786cc 170 CID | 1963-1964 | Main | US1044 |
| 3.3L L6 3277cc 200 CID | 1963-1964 | Main | US1044 |
| STATION BUS | | | |
| 2.4L L6 144 CID | 1962-1964 | Main | US1044 |
| 2.8L L6 170 CID | 1965 | Main | US1044 |
| TAURUS | | | |
| 2.0L L4 1999cc 122 CID | 2013-2015 | Limited, SE, SEL | US4126 |
| 2.5L L4 153 CID | 1986-1988 | GL, L, MT5 | US4056 |
| 2.5L L4 153 CID | 1989-1990 | GL, L | US4056 |
| 2.5L L4 153 CID | 1991 | GL | US4056 |
| 3.0L V6 2968cc 181 CID | 1996-1997 | LX | US4098 |
| 3.0L V6 2968cc 181 CID | 1998 | LX, SE Comfort | US4098 |
| 3.0L V6 2968cc 181 CID | 1999 | LX, SE | US4098 |
| 3.0L V6 2968cc 181 CID | 2000 | SE, SE Comfort, SEL, SVG | US4098 |
| 3.0L V6 2968cc 181 CID | 2001-2002 | SE, SEL | US4091 |
| 3.0L V6 2968cc 181 CID | 2003 | SE Comfort, SE, SEL, SES; From 04/01/2003 | US4132 |
| 3.0L V6 2968cc 181 CID | 2003 | SE Comfort, SE, SEL, SES; To 04/01/2003 | US4091 |
| 3.0L V6 2968cc 181 CID | 2004 | SE, SEL, SES | US4132 |
| 3.0L V6 2968cc 181 CID | 2005 | SE, SEL | US4132 |
| 3.0L V6 2986cc 182 CID | 1986-1992 | GL, LX, L | US4034 |
| 3.0L V6 2986cc 182 CID | 1989-1995 | SHO | US4061 |
| 3.0L V6 2986cc 182 CID | 1993-1994 | GL, LX | US4034 |
| 3.0L V6 2986cc 182 CID | 1995 | GL, LX, SE | US4094 |
| 3.0L V6 2986cc 182 CID | 1996-2006 | | US4094 |
| 3.0L V6 2986cc 182 CID | 2007 | SE, SEL | US4094 |
| 3.2L V6 195 CID | 1993-1995 | SHO | US4082 |
| 3.4L V8 207 CID | 1996-1999 | SHO | US4106 |
| 3.5L V6 3496cc 213 CID | 2008 | Limited, SEL | US6023 |
| 3.5L V6 3496cc 213 CID | 2009 | Limited, SEL, SE | US6023 |
| 3.5L V6 3496cc 213 CID | 2010 | Limited, SEL, SE, SHO | US6023 |
| 3.5L V6 3496cc 213 CID | 2011-2012 | Limited, SE, SEL | US8980 |
| 3.5L V6 3496cc 213 CID | 2011-2012 | SHO | US8910 |
| 3.5L V6 3496cc 213 CID | 2013-2014 | Limited, SE, SEL, SHO | US8910 |
| 3.5L V6 3496cc 213 CID | 2015 | Limited, SEL, SE, SHO | US8910 |
| 3.8L V6 232 CID | 1988-1993 | GL, LX | US4051 |
| 3.8L V6 232 CID | 1991 | GL, LX, L | US4051 |
| 3.8L V6 232 CID | 1994 | GL, LX | US4089 |
| 3.8L V6 232 CID | 1995 | GL, LX, SE | US4089 |
| TAURUS X | | | |
| 3.5L V6 3496cc 213 CID | 2008-2009 | Eddie Bauer, Limited, SEL | US6023 |

| Engine | Years | Application Description | USMW |
|--------------------------|-----------|--|---------|
| TEMPO | | | |
| 2.0L L4 1989cc 122 CID | 1984-1986 | Base, GL, GLX, LX | US9067 |
| 2.3L L4 140 CID | 1984 | Base, LX, GL, GLX | US4022 |
| 2.3L L4 140 CID | 1985-1991 | | US4022 |
| 2.3L L4 140 CID | 1992-1994 | GL, LX | US4041 |
| 3.0L V6 2986cc 182 CID | 1992 | GL, LX, GLS, Sport | US4070 |
| 3.0L V6 2986cc 182 CID | 1993-1994 | GL, LX | US4070 |
| THUNDERBIRD | | | |
| 2.3L L4 140 CID | 1983-1988 | Turbo | US4054 |
| 3.3L L6 200 CID | 1980 | Base, Town Landau, Silver Anniversary | US4002 |
| 3.3L L6 200 CID | 1981-1982 | Base, Town Landau, Heritage | US4002 |
| 3.8L V6 232 CID | 1982 | Base, Heritage, Town Landau | US4016 |
| 3.8L V6 232 CID | 1983 | Base, Heritage, LX, Sport | US4016 |
| 3.8L V6 232 CID | 1984-1985 | Base, Elan, Fila, LX, Sport | US4016 |
| 3.8L V6 232 CID | 1986 | Base, Elan, LX, Sport | US4016 |
| 3.8L V6 232 CID | 1987 | Base, LX | US4016 |
| 3.8L V6 232 CID | 1988-1992 | Base, LX | US4050 |
| 3.8L V6 232 CID | 1989 | Base, LX, Super Coupe | US4050 |
| 3.8L V6 232 CID | 1990-1995 | Super Coupe | US4055 |
| 3.8L V6 232 CID | 1993 | LX | US4050 |
| 3.8L V6 232 CID | 1994-1995 | LX | US4090 |
| 3.8L V6 232 CID | 1996-1997 | LX | US4103 |
| 3.9L V8 242 CID | 2002-2003 | Base | US4124 |
| 3.9L V8 242 CID | 2004 | Base, Pacific Coast Roadster | US4124 |
| 3.9L V8 242 CID | 2005 | 50th Anniversary Edition, Base | US4124 |
| 4.2L V8 255 CID | 1980 | Base, Town Landau | US4014 |
| 4.2L V8 255 CID | 1980 | High performance - Base, Town Landau | US4014H |
| 4.2L V8 255 CID | 1981-1982 | Base, Town Landau, Heritage | US4014 |
| 4.2L V8 255 CID | 1981-1982 | High performance - Base, Town Landau, Heritage | US4014H |
| 4.6L V8 281 CID | 1994-1997 | LX | US4113 |
| 4.8L V8 4786cc 292 CID | 1957 | | US488 |
| 5.0L V8 302 CID | 1977-1979 | High performance - Main | US953H |
| 5.0L V8 302 CID | 1977-1979 | Main; Windsor | US953 |
| 5.0L V8 302 CID | 1980 | Base, Town Landau, Silver Anniversary | US4014 |
| 5.0L V8 302 CID | 1980 | High performance - Base, Town Landau, Silver Anniversary | US4014H |
| 5.0L V8 302 CID | 1981 | Base, Town Landau, Heritage | US4014 |
| 5.0L V8 302 CID | 1981 | High performance - Base, Town Landau, Heritage | US4014H |
| 5.0L V8 302 CID | 1983 | Base, LX, Sport, Heritage | US4014 |
| 5.0L V8 302 CID | 1983 | High performance - Base, LX, Sport, Heritage | US4014H |
| 5.0L V8 302 CID | 1984-1985 | Base, LX, Sport, Elan, Fila | US4014 |
| 5.0L V8 302 CID | 1984-1985 | High performance - Base, LX, Sport, Elan, Fila | US4014H |
| 5.0L V8 302 CID | 1986 | Base, LX, Sport, Elan | US4038 |
| 5.0L V8 302 CID | 1986 | High performance - Base, LX, Sport, Elan | US4038H |
| 5.0L V8 302 CID | 1987-1988 | Base, LX, Sport | US4038 |
| 5.0L V8 302 CID | 1987-1988 | High performance - Base, LX, Sport | US4038H |
| 5.0L V8 302 CID | 1991-1992 | Base, LX | US4057 |
| 5.0L V8 302 CID | 1993 | LX | US4057 |
| 5.1L V8 5114cc 312 CID | 1956-1957 | | US488 |
| 5.8L V8 351 CID | 1977-1979 | High performance - Main | US953H |
| 5.8L V8 351 CID | 1977-1979 | Main; Modified | US932 |
| 5.8L V8 351 CID | 1977-1979 | Main; Windsor | US953 |
| 6.4L V8 6391cc 390 CID | 1961-1964 | Main | US723 |
| 6.6L V8 400 CID | 1977-1978 | Main; Modified | US932 |
| 6.6L V8 6654cc 406 CID | 1963 | Main | US723 |
| 7.0L V8 6997cc 427 CID | 1963-1964 | Main | US723 |
| 7.5L V8 460 CID | 1975-1976 | Main | US1114 |
| THUNDERBIRD (MEX) | | | |
| 3.8L V6 3800cc 232 CID | 1984 | | US4016 |
| TOPAZ (MEX) | | | |
| 2.3L L4 2294cc 140 CID | 1986-1991 | With 4 hole hub | US4022 |
| 2.3L L4 2294cc 140 CID | 1992-1993 | Hub with 3 holes | US4041 |
| 2.3L L4 2294cc 140 CID | 1994 | | US4041 |
| 2.3L L4 2300cc 140 CID | 1984-1985 | | US4022 |
| 3.0L V6 2985cc 182 CID | 1992-1993 | | US4070 |

| Engine | Years | Application Description | USMW |
|------------------------|-----------|---|--------|
| FORD (CONT.) | | | |
| TORINO | | | |
| 3.3L L6 200 CID | 1968 | Main | US1044 |
| 3.3L L6 3277cc 200 CID | 1968 | Main | US1044 |
| 3.3L L6 3278cc 200 CID | 1968 | Main | US1044 |
| 5.8L V8 351 CID | 1975-1976 | High performance - Main | US953H |
| 5.8L V8 351 CID | 1975-1976 | Main; Modified | US932 |
| 5.8L V8 351 CID | 1976 | Main; Windsor | US953 |
| 6.6L V8 400 CID | 1975-1976 | Main; Modified | US932 |
| 7.5L V8 460 CID | 1975-1976 | Main | US1114 |
| TRANSIT (MEX) | | | |
| 2.2L L4 2198cc 125 CID | 2006-2014 | | US8987 |
| TRANSIT CONNECT | | | |
| 1.6L L4 1596cc 97 CID | 2014-2015 | Titanium, XL, XLT | US9449 |
| 2.0L L4 121 CID | 2010 | XL, XLT | US4126 |
| 2.0L L4 121 CID | 2011-2013 | | US4126 |
| 2.5L L4 2488cc 152 CID | 2014-2015 | | US4126 |
| TRANSIT-150 | | | |
| 3.5L V6 3496cc 213 CID | 2015-2016 | Base; Turbocharged; XL, Turbocharged; XLT; Serpentine Belt Driven | US8916 |
| 3.7L V6 3726cc 227 CID | 2015 | Base, XLT, XL, Serpentine Belt Driven | US6654 |
| TRANSIT-250 | | | |
| 3.5L V6 3496cc 213 CID | 2015-2016 | Base; Turbocharged; Serpentine Belt Driven | US8916 |
| 3.7L V6 3726cc 227 CID | 2015 | Base; CNG, Base; FLEX, Base; LPG; Serpentine Belt Driven | US6654 |
| TRANSIT-350 | | | |
| 3.5L V6 3496cc 213 CID | 2015-2016 | Base; Turbocharged; XL, Turbocharged; XLT; Serpentine Belt Driven | US8916 |
| 3.7L V6 3726cc 227 CID | 2015 | Base; XL, XLT, Serpentine Belt Driven | US6654 |
| TRANSIT-350 HD | | | |
| 3.5L V6 3496cc 213 CID | 2015-2016 | Base; Turbocharged; XL, Turbocharged; XLT; Serpentine Belt Driven | US8916 |
| 3.7L V6 3726cc 227 CID | 2015 | Base; XL, XLT, Serpentine Belt Driven | US6654 |
| VAGONETA (MEX) | | | |
| 1.9L L4 1900cc 114 CID | 1996-1997 | | US4069 |
| WINDSTAR | | | |
| 3.0L V6 2986cc 182 CID | 1995-1997 | Base, GL | US4094 |
| 3.0L V6 2986cc 182 CID | 1998 | 3.0L, Base, GL | US4094 |
| 3.0L V6 2986cc 182 CID | 1999 | 3.0L, Base, SE, SEL | US4094 |
| 3.0L V6 2986cc 182 CID | 2000 | Base, SE, SEL | US4094 |
| 3.8L V6 232 CID | 1995 | | US4089 |
| 3.8L V6 232 CID | 1996-2003 | | US4102 |
| WINDSTAR (MEX) | | | |
| 3.8L V6 3800cc 232 CID | 1994 | | US4089 |
| GEO | | | |
| METRO | | | |
| 1.0L L3 993cc 61 CID | 1989-1994 | Base, LSi, XFi | US5058 |
| 1.0L L3 993cc 61 CID | 1995-1996 | Base, LSi | US5058 |
| 1.0L L3 993cc 61 CID | 1997 | Base | US5058 |
| 1.3L L4 1295cc 79 CID | 1995 | Base, LSi | US5058 |
| 1.3L L4 1295cc 79 CID | 1996-1997 | LSi | US5058 |
| PRIZM | | | |
| 1.6L L4 1587cc | 1990-1992 | Base, GSi | US9076 |
| 1.6L L4 1587cc | 1991-1992 | LSi | US9057 |
| 1.6L L4 1588cc 98 CID | 1989 | Base | US9057 |
| 1.6L L4 1588cc 98 CID | 1993-1997 | Base, LSi | US9271 |
| 1.8L L4 1788cc 110 CID | 1993-1997 | LSi | US9272 |
| SPECTRUM | | | |
| 1.5L L4 1471cc 92 CID | 1989 | | US5031 |
| STORM | | | |
| 1.6L L4 1588cc 98 CID | 1990-1991 | 2+2 GSi | US9220 |
| 1.6L L4 1588cc 98 CID | 1990-1993 | 2+2, Base | US9221 |
| 1.8L L4 1809cc 110 CID | 1992-1993 | 2+2 GSi | US9221 |
| TRACKER | | | |
| 1.6L L4 1588cc 98 CID | 1989-1995 | | US5048 |
| 1.6L L4 1588cc 98 CID | 1990-1997 | Base, LSi | US5048 |

| Engine | Years | Application Description | USMW |
|---------------------------|-----------|--|---------|
| GMC | | | |
| ACADIA | | | |
| 3.6L V6 217 CID | 2007-2009 | SLE, SLT | US8932 |
| 3.6L V6 217 CID | 2010 | SL, SLE, SLT | US8932 |
| 3.6L V6 217 CID | 2011-2013 | Denali, SL, SLE, SLT | US8932 |
| ACADIA (MEX) | | | |
| 3.6L V6 3564cc 217 CID | 2010-2012 | | US8932 |
| B6000 | | | |
| 6.0L V8 366 CID | 1980-1989 | | US5084 |
| 6.0L V8 366 CID | 1990 | Thread on pulley | US5078 |
| 6.0L V8 366 CID | 1990 | Without threaded pulley | US5084 |
| 6.0L V8 366 CID | 1991 | | US5078 |
| 7.0L V8 427 CID | 1980-1985 | | US5084 |
| B7 | | | |
| 6.0L V8 366 CID | 1993-1998 | | US5078 |
| 7.4L V8 454 CID | 1999-2000 | B7T042 | US5084 |
| C15 | | | |
| 4.1L L6 250 CID | 1975-1977 | Main | US1110 |
| 4.1L L6 250 CID | 1978 | Main | US1107 |
| 5.0L V8 305 CID | 1977-1978 | High performance - Main | US1121H |
| 5.0L V8 305 CID | 1977-1978 | Main | US1121 |
| 5.7L V8 350 CID | 1975-1976 | High performance - Main | US1109H |
| 5.7L V8 350 CID | 1975-1976 | Main | US1109 |
| 5.7L V8 350 CID | 1977-1978 | High performance - Main | US1121H |
| 5.7L V8 350 CID | 1977-1978 | Main | US1121 |
| 6.6L V8 400 CID | 1976 | High performance - Main | US1109H |
| 6.6L V8 400 CID | 1976 | Main | US1109 |
| 6.6L V8 400 CID | 1978 | High performance - Main | US1121H |
| 6.6L V8 400 CID | 1978 | Main | US1121 |
| C15 SUBURBAN | | | |
| 4.1L L6 250 CID | 1975-1977 | Main | US1110 |
| 4.1L L6 250 CID | 1978 | Main | US1107 |
| 5.0L V8 305 CID | 1977-1978 | High performance - Main | US1121H |
| 5.0L V8 305 CID | 1977-1978 | Main | US1121 |
| 5.7L V8 350 CID | 1975-1976 | High performance - Main | US1109H |
| 5.7L V8 350 CID | 1975-1976 | Main | US1109 |
| 5.7L V8 350 CID | 1977-1978 | High performance - Main | US1121H |
| 5.7L V8 350 CID | 1977-1978 | Main | US1121 |
| C15/C1500 PICKUP | | | |
| 6.5L V8 396 CID | 1968-1969 | Main | US981 |
| 6.5L V8 6489cc 396 CID | 1968-1969 | Main | US981 |
| 6.6L V8 402 CID | 1970-1972 | Main | US981 |
| 6.6L V8 6588cc 402 CID | 1970-1972 | Main | US981 |
| C15/C1500 SUBURBAN | | | |
| 6.5L V8 396 CID | 1968-1969 | Main | US981 |
| 6.5L V8 6489cc 396 CID | 1968-1969 | Main | US981 |
| 6.6L V8 402 CID | 1970-1972 | Main | US981 |
| 6.6L V8 6588cc 402 CID | 1970-1972 | Main | US981 |
| C1500 | | | |
| 4.1L L6 250 CID | 1979 | Main | US1107 |
| 4.1L L6 250 CID | 1980 | Base, High Sierra, Sierra Classic, Heavy Half, Sierra Grande, Street Coupe | US1107 |
| 4.1L L6 250 CID | 1981-1982 | Base, High Sierra, Sierra Classic, Sierra Grande, Street Coupe | US1107 |
| 4.1L L6 250 CID | 1983-1984 | Base, High Sierra, Sierra Classic | US1107 |
| 4.3L V6 262 CID | 1985-1986 | Base, High Sierra, Sierra Classic | US1121 |
| 4.3L V6 262 CID | 1985-1986 | High performance - Base, High Sierra, Sierra Classic | US1121H |
| 4.3L V6 262 CID | 1988-1993 | High performance - Sierra SLE, Sierra SLX, Sierra | US5049H |
| 4.3L V6 262 CID | 1988-1993 | Sierra SLE, Sierra, Sierra SLX | US5049 |
| 4.3L V6 262 CID | 1994-1995 | High performance - Sierra SL, Sierra SLT, Sierra Special, Sierra SLE | US5049H |
| 4.3L V6 262 CID | 1994-1995 | Sierra SL, Sierra SLT, Sierra Special, Sierra SLE | US5049 |
| 4.3L V6 262 CID | 1996-1998 | High performance - Sierra SL, Sierra SLE, Sierra SLT, Sierra Special | US5077H |
| 4.3L V6 262 CID | 1996-1998 | Sierra SL, Sierra SLE, Sierra SLT, Sierra Special | US5077 |

| Engine | Years | Application Description | USMW |
|----------------------|-----------|---|---------|
| GMC (CONT.) | | | |
| C1500 (CONT.) | | | |
| 4.3L V6 262 CID | 1997 | High performance - Sierra GT, Sierra SL, Sierra SLE, Sierra SLT, Sierra Special | US5077H |
| 4.3L V6 262 CID | 1997 | Sierra GT, Sierra SL, Sierra SLE, Sierra SLT, Sierra Special | US5077 |
| 4.8L L6 292 CID | 1980 | Base, Heavy Half, High Sierra, Sierra Classic, Sierra Grande, Street Coupe | US5030 |
| 5.0L V8 305 CID | 1979 | High performance - Main | US1121H |
| 5.0L V8 305 CID | 1979 | Main | US1121 |
| 5.0L V8 305 CID | 1980 | Base, Heavy Half, High Sierra, Sierra Classic, Sierra Grande, Street Coupe | US1121 |
| 5.0L V8 305 CID | 1980 | High performance - Base, Heavy Half, High Sierra, Sierra Classic, Sierra Grande, Street Coupe | US1121H |
| 5.0L V8 305 CID | 1981-1982 | High performance | US1121H |
| 5.0L V8 305 CID | 1981-1986 | | US1121 |
| 5.0L V8 305 CID | 1983-1986 | High performance | US1121H |
| 5.0L V8 305 CID | 1988-1993 | High performance - Sierra SLE, Sierra SLX, Sierra | US5049H |
| 5.0L V8 305 CID | 1988-1993 | Sierra SLE, Sierra, Sierra SLX | US5049 |
| 5.0L V8 305 CID | 1994-1995 | High performance - Sierra SL, Sierra SLT, Sierra Special, Sierra SLE | US5049H |
| 5.0L V8 305 CID | 1994-1995 | Sierra SL, Sierra SLT, Sierra Special, Sierra SLE | US5049 |
| 5.0L V8 305 CID | 1996-1998 | High performance - Sierra SL, Sierra SLE, Sierra SLT, Sierra Special | US5077H |
| 5.0L V8 305 CID | 1996-1998 | Sierra SL, Sierra SLE, Sierra SLT, Sierra Special | US5077 |
| 5.0L V8 305 CID | 1997 | High performance - Sierra GT, Sierra SL, Sierra SLE, Sierra SLT, Sierra Special | US5077H |
| 5.0L V8 305 CID | 1997 | Sierra GT, Sierra SL, Sierra SLE, Sierra SLT, Sierra Special | US5077 |
| 5.0L V8 305 CID | 1999 | High performance - Sierra SL, Sierra SLE, Sierra SLT | US5077H |
| 5.0L V8 305 CID | 1999 | Sierra SL, Sierra SLE, Sierra SLT | US5077 |
| 5.7L V8 350 CID | 1979 | High performance - Main | US1121H |
| 5.7L V8 350 CID | 1979 | Main | US1121 |
| 5.7L V8 350 CID | 1980-1986 | High performance | US1121H |
| 5.7L V8 350 CID | 1980-1986 | | US1121 |
| 5.7L V8 350 CID | 1982 | Base, High Sierra, Sierra Classic, Sierra Grande, Street Coupe | US1121 |
| 5.7L V8 350 CID | 1982 | High performance - Base, High Sierra, Sierra Classic, Sierra Grande, Street Coupe | US1121H |
| 5.7L V8 350 CID | 1983-1984 | Base, High Sierra, Sierra Classic | US1121 |
| 5.7L V8 350 CID | 1983-1984 | High performance - Base, High Sierra, Sierra Classic | US1121H |
| 5.7L V8 350 CID | 1988-1991 | Sierra, Sierra SLE, Sierra SLX | US5049 |
| 5.7L V8 350 CID | 1988-1993 | High performance - Sierra SLE, Sierra SLX, Sierra | US5049H |
| 5.7L V8 350 CID | 1992 | High performance - Sierra SLE, Sierra SLX, Sierra; 6.9" Hub height | US5049H |
| 5.7L V8 350 CID | 1992 | Sierra SLE, Sierra SLX, Sierra; 5.8" Hub height | US5073 |
| 5.7L V8 350 CID | 1992 | Sierra SLE, Sierra SLX, Sierra; 6.9" Hub height | US5049 |
| 5.7L V8 350 CID | 1993 | Sierra SLE, Sierra, Sierra SLX | US5049 |
| 5.7L V8 350 CID | 1994-1995 | High performance - Sierra SL, Sierra SLT, Sierra Special, Sierra SLE | US5049H |
| 5.7L V8 350 CID | 1994-1995 | Sierra SL, Sierra SLT, Sierra Special, Sierra SLE | US5049 |
| 5.7L V8 350 CID | 1996-1998 | High performance - Sierra SL, Sierra SLE, Sierra SLT, Sierra Special | US5077H |
| 5.7L V8 350 CID | 1996-1998 | Sierra SL, Sierra SLE, Sierra SLT, Sierra Special | US5077 |
| 5.7L V8 350 CID | 1997 | High performance - Sierra GT, Sierra SL, Sierra SLE, Sierra SLT, Sierra Special | US5077H |
| 5.7L V8 350 CID | 1997 | Sierra GT, Sierra SL, Sierra SLE, Sierra SLT, Sierra Special | US5077 |
| 5.7L V8 350 CID | 1999 | High performance - Sierra SL, Sierra SLE, Sierra SLT | US5077H |
| 5.7L V8 350 CID | 1999 | Sierra SL, Sierra SLE, Sierra SLT | US5077 |
| 6.2L V8 379 CID | 1982 | Base | US5008 |
| 6.2L V8 379 CID | 1983-1986 | Base, High Sierra, Sierra Classic | US5008 |
| 6.2L V8 379 CID | 1988-1993 | Sierra, Sierra SLE, Sierra SLX | US5062 |

| Engine | Years | Application Description | USMW |
|------------------------|-----------|---|---------|
| 6.5L V8 395 CID | 1994-1995 | | US5062 |
| 6.5L V8 395 CID | 1996 | Sierra SL, Sierra SLE, Sierra SLT, Sierra Special; Early | US5062 |
| 6.5L V8 395 CID | 1996 | Sierra SL, Sierra SLE, Sierra SLT, Sierra Special; Late | US5074 |
| 6.5L V8 395 CID | 1997 | Sierra GT, Sierra SL, Sierra SLE, Sierra SLT, Sierra Special | US5074 |
| 6.6L V8 400 CID | 1979 | High performance - Main | US1121H |
| 6.6L V8 400 CID | 1979 | Main | US1121 |
| 6.6L V8 400 CID | 1980 | Base, Heavy Half, High Sierra, Sierra Classic, Sierra Grande, Street Coupe | US1121 |
| 6.6L V8 400 CID | 1980 | High performance - Base, Heavy Half, High Sierra, Sierra Classic, Sierra Grande, Street Coupe | US1121H |
| 7.4L V8 454 CID | 1980 | High performance | US1002H |
| 7.4L V8 454 CID | 1980 | | US1002 |
| C1500 (MEX) | | | |
| 4.1L L6 4100cc 250 CID | 1980-1984 | | US1107 |
| 4.1L L6 4100cc 250 CID | 1994-1997 | | US895 |
| 4.8L L6 4800cc 292 CID | 1981-1986 | | US5030 |
| 5.7L V8 5700cc 350 CID | 1981-1988 | | US1121 |
| 5.7L V8 5700cc 350 CID | 1989-1990 | | US5049 |
| C1500 SUBURBAN | | | |
| 4.1L L6 250 CID | 1979 | Main | US1107 |
| 4.1L L6 250 CID | 1980 | Base, High Sierra, Sierra Classic, Sierra Grande | US1107 |
| 5.0L V8 305 CID | 1979 | High performance - Main | US1121H |
| 5.0L V8 305 CID | 1979 | Main | US1121 |
| 5.0L V8 305 CID | 1980 | Base, High Sierra, Sierra Classic, Sierra Grande | US1121 |
| 5.0L V8 305 CID | 1980 | High performance - Base, High Sierra, Sierra Classic, Sierra Grande | US1121H |
| 5.0L V8 305 CID | 1981-1986 | High performance | US1121H |
| 5.0L V8 305 CID | 1981-1986 | | US1121 |
| 5.7L V8 350 CID | 1979 | High performance - Main | US1121H |
| 5.7L V8 350 CID | 1979 | Main | US1121 |
| 5.7L V8 350 CID | 1980-1986 | High performance | US1121H |
| 5.7L V8 350 CID | 1980-1986 | | US1121 |
| 5.7L V8 350 CID | 1982 | Base, High Sierra, Sierra Classic, Sierra Grande | US1121 |
| 5.7L V8 350 CID | 1982 | High performance - Base, High Sierra, Sierra Classic, Sierra Grande | US1121H |
| 5.7L V8 350 CID | 1983-1984 | Base, High Sierra, Sierra Classic | US1121 |
| 5.7L V8 350 CID | 1983-1984 | High performance - Base, High Sierra, Sierra Classic | US1121H |
| 5.7L V8 350 CID | 1992 | Base, SLE; 5.8" Hub height | US5073 |
| 5.7L V8 350 CID | 1992 | Base, SLE; 6.9" Hub height | US5049 |
| 5.7L V8 350 CID | 1992 | High performance - Base, SLE; 6.9" Hub height | US5049H |
| 5.7L V8 350 CID | 1993-1994 | Base, SLE | US5049 |
| 5.7L V8 350 CID | 1993-1994 | High performance - Base, SLE | US5049H |
| 5.7L V8 350 CID | 1995 | Base, SLE, SLT | US5049 |
| 5.7L V8 350 CID | 1995 | High performance - Base, SLE, SLT | US5049H |
| 5.7L V8 350 CID | 1996-1999 | Base, SLE, SLT | US5077 |
| 5.7L V8 350 CID | 1996-1999 | High performance - Base, SLE, SLT | US5077H |
| 6.2L V8 379 CID | 1982 | Base, High Sierra, Sierra Classic, Sierra Grande | US5008 |
| 6.2L V8 379 CID | 1983-1986 | Base, High Sierra, Sierra Classic | US5008 |
| 6.5L V8 395 CID | 1995 | Base, SLE, SLT | US5062 |
| 6.5L V8 395 CID | 1996 | Base; Early, SLE; Early, SLT; Early | US5062 |
| 6.5L V8 395 CID | 1996 | Base; Late, SLE; Late, SLT; Late | US5074 |
| 6.5L V8 395 CID | 1997-1998 | Base, SLE, SLT | US5074 |
| 6.5L V8 395 CID | 1999 | Base, SLE, SLT | US5086 |
| 6.5L V8 395 CID | 1999 | Base, SLE, SLT; Bolt-on pulley | US5074 |
| 7.4L V8 454 CID | 1980 | High performance | US1002H |
| 7.4L V8 454 CID | 1980 | | US1002 |
| C25 | | | |
| 4.1L L6 250 CID | 1977-1978 | Main | US1107 |
| 4.8L L6 292 CID | 1975-1977 | High performance - Main | US1137H |
| 4.8L L6 292 CID | 1975-1977 | Main | US1137 |
| 4.8L L6 292 CID | 1978 | Main | US5030 |
| 5.0L V8 305 CID | 1977-1978 | High performance - Main | US1121H |
| 5.0L V8 305 CID | 1977-1978 | Main | US1121 |
| 5.7L V8 350 CID | 1975-1976 | High performance - Main | US1109H |



WATER PUMP APPLICATION GUIDE

USMW
Professional Series

| Engine | Years | Application Description | USMW |
|---------------------------|-----------|---|---------|
| GMC (CONT.) | | | |
| C25 (CONT.) | | | |
| 5.7L V8 350 CID | 1975-1976 | Main | US1109 |
| 5.7L V8 350 CID | 1977-1978 | High performance - Main | US1121H |
| 5.7L V8 350 CID | 1977-1978 | Main | US1121 |
| 6.6L V8 400 CID | 1976 | High performance - Main | US1109H |
| 6.6L V8 400 CID | 1976 | Main | US1109 |
| 6.6L V8 400 CID | 1977-1978 | High performance - Main | US1121H |
| 6.6L V8 400 CID | 1977-1978 | Main | US1121 |
| C25 SUBURBAN | | | |
| 4.8L L6 292 CID | 1975-1977 | High performance - Main | US1137H |
| 4.8L L6 292 CID | 1975-1977 | Main | US1137 |
| 4.8L L6 292 CID | 1978 | Main | US5030 |
| 5.0L V8 305 CID | 1977-1978 | High performance - Main | US1121H |
| 5.0L V8 305 CID | 1977-1978 | Main | US1121 |
| 5.7L V8 350 CID | 1975-1976 | High performance - Main | US1109H |
| 5.7L V8 350 CID | 1975-1976 | Main | US1109 |
| 5.7L V8 350 CID | 1977-1978 | High performance - Main | US1121H |
| 5.7L V8 350 CID | 1977-1978 | Main | US1121 |
| 6.6L V8 400 CID | 1978 | High performance - Main | US1121H |
| 6.6L V8 400 CID | 1978 | Main | US1121 |
| C25/C2500 PICKUP | | | |
| 6.5L V8 396 CID | 1968-1969 | Main | US981 |
| 6.5L V8 6489cc 396 CID | 1968-1969 | Main | US981 |
| 6.6L V8 402 CID | 1970-1972 | Main | US981 |
| 6.6L V8 6588cc 402 CID | 1970-1972 | Main | US981 |
| C25/C2500 SUBURBAN | | | |
| 6.5L V8 396 CID | 1968-1969 | Main | US981 |
| 6.5L V8 6489cc 396 CID | 1968-1969 | Main | US981 |
| 6.6L V8 402 CID | 1970-1972 | Main | US981 |
| 6.6L V8 6588cc 402 CID | 1970-1972 | Main | US981 |
| C2500 | | | |
| 4.1L L6 250 CID | 1979 | Main | US1107 |
| 4.1L L6 250 CID | 1980-1982 | Base, High Sierra, Sierra Classic, Sierra Grande | US1107 |
| 4.1L L6 250 CID | 1983-1984 | Base, High Sierra, Sierra Classic | US1107 |
| 4.3L V6 262 CID | 1985-1986 | Base, High Sierra, Sierra Classic | US1121 |
| 4.3L V6 262 CID | 1985-1986 | High performance - Base, High Sierra, Sierra Classic | US1121H |
| 4.3L V6 262 CID | 1988-1993 | High performance - Sierra SLE, Sierra SLX, Sierra | US5049H |
| 4.3L V6 262 CID | 1988-1993 | Sierra SLE, Sierra, Sierra SLX | US5049 |
| 4.3L V6 262 CID | 1994-1995 | High performance - Sierra SL, Sierra SLE | US5049H |
| 4.3L V6 262 CID | 1994-1995 | Sierra SL, Sierra SLE | US5049 |
| 4.8L L6 292 CID | 1979 | Main | US5030 |
| 4.8L L6 292 CID | 1980-1982 | Base, High Sierra, Sierra Classic, Sierra Grande | US5030 |
| 4.8L L6 292 CID | 1983-1986 | Base, High Sierra, Sierra Classic | US5030 |
| 5.0L V8 305 CID | 1979 | High performance - Main | US1121H |
| 5.0L V8 305 CID | 1979 | Main | US1121 |
| 5.0L V8 305 CID | 1980-1982 | Base, High Sierra, Sierra Classic, Sierra Grande | US1121 |
| 5.0L V8 305 CID | 1980-1982 | High performance - Base, High Sierra, Sierra Classic, Sierra Grande | US1121H |
| 5.0L V8 305 CID | 1983-1986 | Base, High Sierra, Sierra Classic | US1121 |
| 5.0L V8 305 CID | 1983-1986 | High performance - Base, High Sierra, Sierra Classic | US1121H |
| 5.0L V8 305 CID | 1988-1993 | High performance - Sierra SLE, Sierra SLX, Sierra | US5049H |
| 5.0L V8 305 CID | 1988-1993 | Sierra SLE, Sierra, Sierra SLX | US5049 |
| 5.0L V8 305 CID | 1994-1995 | High performance - Sierra SL, Sierra SLT, Sierra SLE | US5049H |
| 5.0L V8 305 CID | 1994-1995 | Sierra SL, Sierra SLT, Sierra SLE | US5049 |
| 5.0L V8 305 CID | 1996-1998 | High performance - Sierra SL, Sierra SLE, Sierra SLT | US5077H |
| 5.0L V8 305 CID | 1996-1998 | Sierra SL, Sierra SLE, Sierra SLT | US5077 |
| 5.7L V8 350 CID | 1979 | High performance - Main | US1121H |
| 5.7L V8 350 CID | 1979 | Main | US1121 |
| 5.7L V8 350 CID | 1980-1986 | High performance | US1121H |
| 5.7L V8 350 CID | 1980-1986 | | US1121 |

| Engine | Years | Application Description | USMW |
|------------------------|-----------|---|---------|
| 5.7L V8 350 CID | 1988-1993 | High performance - Sierra SLE, Sierra SLX, Sierra | US5049H |
| 5.7L V8 350 CID | 1988-1993 | Sierra SLE, Sierra, Sierra SLX | US5049 |
| 5.7L V8 350 CID | 1994-1995 | High performance - Sierra SL, Sierra SLT, Sierra SLE | US5049H |
| 5.7L V8 350 CID | 1994-1995 | Sierra SL, Sierra SLT, Sierra SLE | US5049 |
| 5.7L V8 350 CID | 1996-2000 | High performance - Sierra SL, Sierra SLT, Sierra SLE | US5077H |
| 5.7L V8 350 CID | 1996-2000 | Sierra SL, Sierra SLT, Sierra SLE | US5077 |
| 6.2L V8 379 CID | 1982-1986 | | US5008 |
| 6.2L V8 379 CID | 1988 | Sierra, Sierra SLE, Sierra SLX | US5062 |
| 6.2L V8 379 CID | 1989-1993 | | US5062 |
| 6.5L V8 395 CID | 1992-1993 | Sierra, Sierra SLE, Sierra SLX | US5062 |
| 6.5L V8 395 CID | 1994-1995 | | US5062 |
| 6.5L V8 395 CID | 1996 | Sierra SL, Sierra SLT, Sierra SLE, Early | US5062 |
| 6.5L V8 395 CID | 1996 | Sierra SL, Sierra SLT, Sierra SLE, Late | US5074 |
| 6.5L V8 395 CID | 1997-1998 | Sierra SL, Sierra SLT, Sierra SLE | US5074 |
| 6.5L V8 395 CID | 1999-2000 | Sierra SL, Sierra SLE, Sierra SLT | US5086 |
| 6.5L V8 395 CID | 1999 | Sierra SL, Sierra SLE, Sierra SLT; Bolt-on pulley | US5074 |
| 6.6L V8 400 CID | 1979 | High performance - Main | US1121H |
| 6.6L V8 400 CID | 1979 | Main | US1121 |
| 7.4L V8 454 CID | 1980 | High performance | US1002H |
| 7.4L V8 454 CID | 1980 | | US1002 |
| 7.4L V8 454 CID | 1981-1982 | Base, High Sierra, Sierra Classic, Sierra Grande | US1002 |
| 7.4L V8 454 CID | 1981-1982 | High performance - Base, High Sierra, Sierra Classic, Sierra Grande | US1002H |
| 7.4L V8 454 CID | 1983-1986 | Base, High Sierra, Sierra Classic | US1002 |
| 7.4L V8 454 CID | 1983-1986 | High performance - Base, High Sierra, Sierra Classic | US1002H |
| 7.4L V8 454 CID | 1991-1993 | High performance - Sierra SLE, Sierra SLX, Sierra | US5038H |
| 7.4L V8 454 CID | 1991-1993 | Sierra SLE, Sierra, Sierra SLX | US5038 |
| 7.4L V8 454 CID | 1994-2000 | High performance - Sierra SL, Sierra SLT, Sierra SLE | US5038H |
| 7.4L V8 454 CID | 1994-2000 | Sierra SL, Sierra SLT, Sierra SLE | US5038 |
| C2500 (MEX) | | | |
| 5.7L V8 5700cc 350 CID | 1985-1988 | | US1121 |
| 5.7L V8 5700cc 350 CID | 1989-1991 | | US5049 |
| C2500 SUBURBAN | | | |
| 4.8L L6 292 CID | 1979 | Main | US5030 |
| 4.8L L6 292 CID | 1980-1982 | Base, High Sierra, Sierra Classic, Sierra Grande | US5030 |
| 4.8L L6 292 CID | 1984 | Base, High Sierra, Sierra Classic | US5030 |
| 5.0L V8 305 CID | 1982 | Base, High Sierra, Sierra Classic, Sierra Grande | US1121 |
| 5.0L V8 305 CID | 1982 | High performance - Base, High Sierra, Sierra Classic, Sierra Grande | US1121H |
| 5.0L V8 305 CID | 1983-1986 | Base, High Sierra, Sierra Classic | US1121 |
| 5.0L V8 305 CID | 1983-1986 | High performance - Base, High Sierra, Sierra Classic | US1121H |
| 5.7L V8 350 CID | 1979 | High performance - Main | US1121H |
| 5.7L V8 350 CID | 1979 | Main | US1121 |
| 5.7L V8 350 CID | 1980-1986 | High performance | US1121H |
| 5.7L V8 350 CID | 1980-1986 | | US1121 |
| 5.7L V8 350 CID | 1992 | Base, SLE; 5.8" Hub height | US5073 |
| 5.7L V8 350 CID | 1992 | Base, SLE; 6.9" Hub height | US5049 |
| 5.7L V8 350 CID | 1992 | High performance - Base, SLE; 6.9" Hub height | US5049H |
| 5.7L V8 350 CID | 1993-1994 | Base, SLE | US5049 |
| 5.7L V8 350 CID | 1993-1994 | High performance - Base, SLE | US5049H |
| 5.7L V8 350 CID | 1995 | Base, SLE, SLT | US5049 |
| 5.7L V8 350 CID | 1995 | High performance - Base, SLE, SLT | US5049H |
| 5.7L V8 350 CID | 1996-1999 | Base, SLE, SLT | US5077 |
| 5.7L V8 350 CID | 1996-1999 | High performance - Base, SLE, SLT | US5077H |
| 6.2L V8 379 CID | 1982-1986 | | US5008 |
| 6.5L V8 395 CID | 1994 | Base, SLE | US5062 |
| 6.5L V8 395 CID | 1995 | Base, SLE, SLT | US5062 |
| 6.5L V8 395 CID | 1996 | Base; Early, SLE; Early, SLT; Early | US5062 |
| 6.5L V8 395 CID | 1996 | Base; Late, SLE; Late, SLT; Late | US5074 |
| 6.5L V8 395 CID | 1997-1998 | Base, SLE, SLT | US5074 |
| 6.5L V8 395 CID | 1999 | Base, SLE, SLT | US5086 |
| 6.5L V8 395 CID | 1999 | Base, SLE, SLT; Bolt-on pulley | US5074 |

| Engine | Years | Application Description | USMW |
|-------------------------------|-----------|--|---------|
| GMC (CONT.) | | | |
| C2500 SUBURBAN (CONT.) | | | |
| 6.6L V8 400 CID | 1980 | Base, High Sierra, Sierra Classic, Sierra Grande | US1121 |
| 6.6L V8 400 CID | 1980 | High performance - Base, High Sierra, Sierra Classic, Sierra Grande | US1121H |
| 7.4L V8 454 CID | 1980 | High performance | US1002H |
| 7.4L V8 454 CID | 1980 | | US1002 |
| 7.4L V8 454 CID | 1981-1982 | Base, High Sierra, Sierra Classic, Sierra Grande | US1002 |
| 7.4L V8 454 CID | 1981-1982 | High performance - Base, High Sierra, Sierra Classic, Sierra Grande | US1002H |
| 7.4L V8 454 CID | 1983-1986 | Base, High Sierra, Sierra Classic | US1002 |
| 7.4L V8 454 CID | 1983-1986 | High performance - Base, High Sierra, Sierra Classic | US1002H |
| 7.4L V8 454 CID | 1992-1994 | Base, SLE | US5038 |
| 7.4L V8 454 CID | 1992-1994 | High performance - Base, SLE | US5038H |
| 7.4L V8 454 CID | 1995-1999 | Base, SLE, SLT | US5038 |
| 7.4L V8 454 CID | 1995-1999 | High performance - Base, SLE, SLT | US5038H |
| C35/C3500 PICKUP | | | |
| 6.5L V8 396 CID | 1968-1969 | Main | US981 |
| 6.5L V8 6489cc 396 CID | 1968-1969 | Main | US981 |
| 6.6L V8 402 CID | 1970-1972 | Main | US981 |
| 6.6L V8 6588cc 402 CID | 1970-1972 | Main | US981 |
| C3500 | | | |
| 4.1L L6 250 CID | 1980 | Base, High Sierra, Sierra Classic, Sierra Grande | US1107 |
| 4.8L L6 292 CID | 1980-1982 | Base, High Sierra, Sierra Classic, Sierra Grande | US5030 |
| 4.8L L6 292 CID | 1983-1986 | Base, High Sierra, Sierra Classic | US5030 |
| 5.0L V8 305 CID | 1986 | Base, High Sierra, Sierra Classic | US1121 |
| 5.0L V8 305 CID | 1986 | High performance - Base, High Sierra, Sierra Classic | US1121H |
| 5.7L V8 350 CID | 1980 | High performance | US1121H |
| 5.7L V8 350 CID | 1980 | | US1121 |
| 5.7L V8 350 CID | 1981-1982 | Base, High Sierra, Sierra Classic, Sierra Grande | US1121 |
| 5.7L V8 350 CID | 1981-1982 | High performance - Base, High Sierra, Sierra Classic, Sierra Grande | US1121H |
| 5.7L V8 350 CID | 1983-1986 | Base, High Sierra, Sierra Classic | US1121 |
| 5.7L V8 350 CID | 1983-1986 | High performance - Base, High Sierra, Sierra Classic | US1121H |
| 5.7L V8 350 CID | 1988-1993 | High performance - Sierra SLE, Sierra SLX, Sierra | US5049H |
| 5.7L V8 350 CID | 1988-1993 | Sierra SLE, Sierra, Sierra SLX | US5049 |
| 5.7L V8 350 CID | 1994-1995 | High performance - Sierra SL, Sierra SLT, Sierra SLE | US5049H |
| 5.7L V8 350 CID | 1994-1995 | Sierra SL, Sierra SLT, Sierra SLE | US5049 |
| 5.7L V8 350 CID | 1996-2000 | High performance - Sierra SL, Sierra SLE, Sierra SLT | US5077H |
| 5.7L V8 350 CID | 1996-2000 | Sierra SL, Sierra SLE, Sierra SLT | US5077 |
| 5.7L V8 350 CID | 1997-1999 | High performance - Sierra SL, Sierra SLT, Sierra SLE | US5077H |
| 5.7L V8 350 CID | 1997-1999 | Sierra SL, Sierra SLT, Sierra SLE | US5077 |
| 6.2L V8 379 CID | 1982 | Base, High Sierra, Sierra Classic, Sierra Grande | US5008 |
| 6.2L V8 379 CID | 1983-1986 | Base, High Sierra, Sierra Classic | US5008 |
| 6.2L V8 379 CID | 1988-1993 | Sierra, Sierra SLE, Sierra SLX | US5062 |
| 6.5L V8 395 CID | 1992-1993 | Sierra SLE, Sierra, Sierra SLX | US5062 |
| 6.5L V8 395 CID | 1994-1995 | Sierra SL, Sierra SLT, Sierra SLE | US5062 |
| 6.5L V8 395 CID | 1996 | Sierra SL; Early, Sierra SLE; Early, Sierra SLT; Early | US5062 |
| 6.5L V8 395 CID | 1996 | Sierra SL; Late, Sierra SLE; Late, Sierra SLT; Late | US5074 |
| 6.5L V8 395 CID | 1997 | Sierra SL, Sierra SLE, Sierra SLT | US5074 |
| 6.5L V8 395 CID | 1998 | Sierra SL, Sierra SL, Sierra SLE, Sierra SLE, Sierra SLT, Sierra SLT | US5074 |
| 6.5L V8 395 CID | 1999-2000 | Sierra SL, Sierra SLE, Sierra SLT | US5086 |
| 6.5L V8 395 CID | 1999 | Sierra SL, Sierra SLE, Sierra SLT; Bolt-on pulley | US5074 |
| 7.4L V8 454 CID | 1980 | High performance | US1002H |
| 7.4L V8 454 CID | 1980 | | US1002 |
| 7.4L V8 454 CID | 1981-1982 | Base, High Sierra, Sierra Classic, Sierra Grande | US1002 |
| 7.4L V8 454 CID | 1981-1982 | High performance - Base, High Sierra, Sierra Classic, Sierra Grande | US1002H |

| Engine | Years | Application Description | USMW |
|------------------------|-----------|--|---------|
| 7.4L V8 454 CID | 1983-1986 | Base, High Sierra, Sierra Classic | US1002 |
| 7.4L V8 454 CID | 1983-1986 | High performance - Base, High Sierra, Sierra Classic | US1002H |
| 7.4L V8 454 CID | 1988-1993 | High performance - Sierra SLE, Sierra SLX, Sierra | US5038H |
| 7.4L V8 454 CID | 1988-1993 | Sierra SLE, Sierra, Sierra SLX | US5038 |
| 7.4L V8 454 CID | 1994-2000 | High performance - Sierra SL, Sierra SLT, Sierra SLE | US5038H |
| 7.4L V8 454 CID | 1994-2000 | Sierra SL, Sierra SLT, Sierra SLE | US5038 |
| C3500 (MEX) | | | |
| 5.7L V8 5700cc 350 CID | 1980-1988 | | US1121 |
| 5.7L V8 5700cc 350 CID | 1989-1991 | | US5049 |
| C5000 TOPKICK | | | |
| 6.0L V8 366 CID | 1990-1991 | | US5078 |
| 6.0L V8 366 CID | 1990 | Without threaded pulley | US5084 |
| C6000 | | | |
| 6.0L V8 366 CID | 1980-1989 | | US5084 |
| 6.0L V8 366 CID | 1990 | Thread on pulley | US5078 |
| 6.0L V8 366 CID | 1990 | Without threaded pulley | US5084 |
| 7.0L V8 427 CID | 1990 | Thread on pulley | US5078 |
| 7.0L V8 427 CID | 1990 | Without threaded pulley | US5084 |
| C6000 TOPKICK | | | |
| 6.0L V8 366 CID | 1990 | Thread on pulley | US5078 |
| 6.0L V8 366 CID | 1990 | Without threaded pulley | US5084 |
| 6.0L V8 366 CID | 1991-1996 | | US5078 |
| 7.0L V8 6998cc 427 CID | 1990 | Thread on pulley | US5078 |
| 7.0L V8 6998cc 427 CID | 1990 | Without threaded pulley | US5084 |
| 7.0L V8 6998cc 427 CID | 1991-1996 | | US5078 |
| C6500 TOPKICK | | | |
| 6.0L V8 366 CID | 1997-1998 | | US5078 |
| 7.0L V8 6998cc 427 CID | 1997-1998 | | US5078 |
| 7.4L V8 454 CID | 1999-2000 | C6H042 | US5084 |
| C7000 | | | |
| 6.0L V8 366 CID | 1980-1989 | C7D042, C7D064 | US5084 |
| 6.0L V8 366 CID | 1981-1983 | C7D042, C7D064, C7D044 | US5084 |
| 6.0L V8 366 CID | 1990 | C7D042, C7D064; Thread on pulley | US5078 |
| 6.0L V8 366 CID | 1990 | C7D042, C7D064; Without threaded pulley | US5084 |
| 7.0L V8 427 CID | 1980-1989 | C7D042, C7D064 | US5084 |
| 7.0L V8 427 CID | 1981-1983 | C7D042, C7D064, C7D044 | US5084 |
| 7.0L V8 427 CID | 1990 | C7D042, C7D064; Thread on pulley | US5078 |
| 7.0L V8 427 CID | 1990 | C7D042, C7D064; Without threaded pulley | US5084 |
| C7000 TOPKICK | | | |
| 6.0L V8 366 CID | 1990 | C7H042; Thread on pulley | US5078 |
| 6.0L V8 366 CID | 1990 | C7H042; Without threaded pulley | US5084 |
| 6.0L V8 366 CID | 1991-1996 | C7H042 | US5078 |
| 7.0L V8 6998cc 427 CID | 1990 | C7H042; Thread on pulley | US5078 |
| 7.0L V8 6998cc 427 CID | 1990 | C7H042; Without threaded pulley | US5084 |
| 7.0L V8 6998cc 427 CID | 1991-1996 | C7H042 | US5078 |
| C7500 TOPKICK | | | |
| 6.0L V8 366 CID | 1997-1998 | C7H042 | US5078 |
| 7.0L V8 6998cc 427 CID | 1997-1998 | C7H042 | US5078 |
| 7.4L V8 454 CID | 1999-2000 | C7H042 | US5084 |
| CABALLERO | | | |
| 3.3L V6 200 CID | 1978-1979 | High performance - Main | US1121H |
| 3.3L V6 200 CID | 1978-1979 | Main | US1121 |
| 3.8L V6 229 CID | 1980 | Base, Diablo, Laredo | US1121 |
| 3.8L V6 229 CID | 1980 | High performance - Base, Diablo, Laredo | US1121H |
| 3.8L V6 229 CID | 1981 | Amarillo, Base, Diablo, Conquista, Royal Knight | US1121 |
| 3.8L V6 229 CID | 1981 | High performance - Amarillo, Base, Diablo, Conquista, Royal Knight | US1121H |
| 3.8L V6 229 CID | 1982-1983 | Amarillo, Base, Diablo | US1121 |
| 3.8L V6 229 CID | 1982-1983 | High performance - Amarillo, Base, Diablo | US1121H |
| 3.8L V6 229 CID | 1984 | Base, Diablo | US1121 |
| 3.8L V6 229 CID | 1984 | High performance - Base, Diablo | US1121H |
| 3.8L V6 3800cc 231 CID | 1980 | Base, Diablo, Laredo | US1018 |
| 3.8L V6 3800cc 231 CID | 1980 | High performance - Base, Diablo, Laredo | US1018H |
| 3.8L V6 3800cc 231 CID | 1981 | Amarillo, Base, Diablo, Conquista, Royal Knight | US1018 |

| Engine | Years | Application Description | USMW |
|--------------------------|-----------|--|----------|
| GMC (CONT.) | | | |
| CABALLERO (CONT.) | | | |
| 3.8L V6 3800cc 231 CID | 1981 | High performance - Amarillo, Base, Diablo, Conquista, Royal Knight | US1018H |
| 3.8L V6 3800cc 231 CID | 1982-1984 | Amarillo, Base, Diablo | US1018 |
| 3.8L V6 3800cc 231 CID | 1982-1984 | High performance - Amarillo, Base, Diablo | US1018H |
| 4.3L V6 262 CID | 1985-1986 | Amarillo, Base, Diablo | US1121 |
| 4.3L V6 262 CID | 1985-1986 | High performance - Amarillo, Base, Diablo | US1121H |
| 4.3L V6 262 CID | 1987 | Base, Diablo | US1121 |
| 4.3L V6 262 CID | 1987 | High performance - Base, Diablo | US1121H |
| 4.4L V8 267 CID | 1980 | Base, Diablo, Laredo | US1121 |
| 4.4L V8 267 CID | 1980 | High performance - Base, Diablo, Laredo | US1121H |
| 4.4L V8 267 CID | 1981 | Amarillo, Base, Diablo, Conquista, Royal Knight | US1121 |
| 4.4L V8 267 CID | 1981 | High performance - Amarillo, Base, Diablo, Conquista, Royal Knight | US1121H |
| 4.4L V8 267 CID | 1982 | Amarillo, Base, Diablo | US1121 |
| 4.4L V8 267 CID | 1982 | High performance - Amarillo, Base, Diablo | US1121H |
| 5.0L V8 305 CID | 1978-1979 | High performance - Main | US1121H |
| 5.0L V8 305 CID | 1978-1979 | Main | US1121 |
| 5.0L V8 305 CID | 1980 | Base, Diablo, Laredo | US1121 |
| 5.0L V8 305 CID | 1980 | High performance - Base, Diablo, Laredo | US1121H |
| 5.0L V8 305 CID | 1981 | Amarillo, Base, Diablo, Conquista, Royal Knight | US1121 |
| 5.0L V8 305 CID | 1981 | High performance - Amarillo, Base, Diablo, Conquista, Royal Knight | US1121H |
| 5.0L V8 305 CID | 1982-1986 | Amarillo, Base, Diablo | US1121 |
| 5.0L V8 305 CID | 1982-1986 | High performance - Amarillo, Base, Diablo | US1121H |
| 5.0L V8 305 CID | 1987 | Base, Diablo | US1121 |
| 5.0L V8 305 CID | 1987 | High performance - Base, Diablo | US1121H |
| 5.7L V8 350 CID | 1978-1979 | High performance - Main | US1121H |
| 5.7L V8 350 CID | 1978-1979 | Main | US1121 |
| 5.7L V8 350 CID | 1983-1984 | Amarillo, Base, Diablo | US1120 |
| 5.7L V8 350 CID | 1983-1984 | High performance - Amarillo, Base, Diablo; 2 Outlets | US1120H |
| CANYON | | | |
| 2.5L L4 2457cc 153 CID | 2015 | Base, SL, SLE, SLT; Pump only | US8102 |
| 2.8L L4 2770cc 169 CID | 2004 | SL, SLE, Z71 Fleet, Z71 SL, Z71 SLE, Z85 SL, Z85 SLE | US5097 |
| 2.8L L4 2770cc 169 CID | 2005 | Z71 Fleet, Z71 SL, Z71 SLE, Z85 SL, Z85 SLE | US5097 |
| 2.8L L4 2770cc 169 CID | 2006 | SL, SLE, WT | US5097 |
| 2.9L L4 2921cc 178 CID | 2007 | SL, SLE, WT | US5097 |
| 2.9L L4 2921cc 178 CID | 2008 | SL, SLE, WT, SLT | US5097 |
| 2.9L L4 2921cc 178 CID | 2009 | SLE, WT, SLT | US5097 |
| 2.9L L4 2921cc 178 CID | 2010-2012 | SLE, WT | US5097 |
| 3.5L L5 3460cc 211 CID | 2004 | SL, SLE, Z71 Fleet, Z71 SL, Z71 SLE, Z85 SL, Z85 SLE | US5097 |
| 3.5L L5 3460cc 211 CID | 2005 | Z71 Fleet, Z71 SL, Z71 SLE, Z85 SL, Z85 SLE | US5097 |
| 3.5L L5 3460cc 211 CID | 2006 | SLE, SLT, WT | US5097 |
| 3.7L L5 3654cc 223 CID | 2007-2012 | SLE, SLT, WT | US5097 |
| 5.3L V8 5328cc 325 CID | 2009 | SLT | US6009 |
| 5.3L V8 5328cc 325 CID | 2009 | SLT; Includes thermostat and thermostat housing | US6009-T |
| 5.3L V8 5328cc 325 CID | 2010-2012 | SLE, SLT | US6009 |
| 5.3L V8 5328cc 325 CID | 2010-2012 | SLE, SLT; Includes thermostat and thermostat housing | US6009-T |
| CANYON (MEX) | | | |
| 3.7L L5 3654cc 223 CID | 2010-2012 | | US5097 |
| ENVOY | | | |
| 4.2L L6 256 CID | 2002-2009 | SLE, SLT | US5097 |
| 5.3L V8 5328cc 325 CID | 2005-2006 | Denali | US64 |
| 5.3L V8 5328cc 325 CID | 2005-2006 | Denali; Includes thermostat and thermostat housing | US64-T |
| 5.3L V8 5328cc 325 CID | 2007-2009 | Denali | US6009 |
| 5.3L V8 5328cc 325 CID | 2007-2009 | Denali; Includes thermostat and thermostat housing | US6009-T |
| ENVOY XL | | | |
| 4.2L L6 256 CID | 2002-2006 | SLE, SLT | US5097 |
| 5.3L V8 5328cc 325 CID | 2003-2004 | SLE, SLT | US64 |

| Engine | Years | Application Description | USMW |
|------------------------|-----------|---|---------|
| 5.3L V8 5328cc 325 CID | 2003-2004 | SLE, SLT; Includes thermostat and thermostat housing | US64-T |
| 5.3L V8 5328cc 325 CID | 2005 | Denali, SLE, SLT | US64 |
| 5.3L V8 5328cc 325 CID | 2005 | Denali; SLE, SLT; Includes thermostat and thermostat housing | US64-T |
| 5.3L V8 5328cc 325 CID | 2006 | Denali | US64 |
| 5.3L V8 5328cc 325 CID | 2006 | Denali; Includes thermostat and thermostat housing | US64-T |
| ENVOY XUV | | | |
| 4.2L L6 256 CID | 2004-2005 | SLE, SLT | US5097 |
| 5.3L V8 5328cc 325 CID | 2004-2005 | SLE, SLT | US64 |
| 5.3L V8 5328cc 325 CID | 2004-2005 | SLE, SLT; Includes thermostat and thermostat housing | US64-T |
| G15 | | | |
| 4.1L L6 250 CID | 1975-1977 | Main | US1110 |
| 4.1L L6 250 CID | 1978 | Main | US1107 |
| 5.0L V8 305 CID | 1977-1978 | High performance - Main | US1121H |
| 5.0L V8 305 CID | 1977-1978 | Main | US1121 |
| 5.7L V8 350 CID | 1975-1976 | High performance - Main | US1109H |
| 5.7L V8 350 CID | 1975-1976 | Main | US1109 |
| 5.7L V8 350 CID | 1977-1978 | High performance - Main | US1121H |
| 5.7L V8 350 CID | 1977-1978 | Main | US1121 |
| 6.6L V8 400 CID | 1976 | High performance - Main | US1109H |
| 6.6L V8 400 CID | 1976 | Main | US1109 |
| G1500 | | | |
| 4.1L L6 250 CID | 1979 | Main | US1107 |
| 4.1L L6 250 CID | 1980-1982 | Rally, Rally STX, Vandura | US1107 |
| 4.1L L6 250 CID | 1983-1984 | Rally Custom, Rally, Rally STX, Vandura | US1107 |
| 4.3L V6 262 CID | 1985-1986 | High performance - Rally STX, Rally, Vandura | US1121H |
| 4.3L V6 262 CID | 1985-1986 | Rally, Rally STX, Vandura | US1121 |
| 4.3L V6 262 CID | 1987-1993 | High performance - Rally STX, Rally, Vandura | US5049H |
| 4.3L V6 262 CID | 1987-1993 | Rally, Rally STX, Vandura | US5049 |
| 4.3L V6 262 CID | 1994-1995 | High performance - Vandura | US5049H |
| 4.3L V6 262 CID | 1994-1995 | Vandura | US5049 |
| 5.0L V8 305 CID | 1979 | High performance - Main | US1121H |
| 5.0L V8 305 CID | 1979 | Main | US1121 |
| 5.0L V8 305 CID | 1980 | High performance - Rally STX, Rally, Vandura | US1121H |
| 5.0L V8 305 CID | 1980 | Rally, Rally STX, Vandura | US1121 |
| 5.0L V8 305 CID | 1981-1986 | High performance | US1121H |
| 5.0L V8 305 CID | 1981-1986 | | US1121 |
| 5.0L V8 305 CID | 1987-1995 | High performance - Rally STX, Rally, Vandura | US5049H |
| 5.0L V8 305 CID | 1987-1995 | Rally, Rally STX, Vandura | US5049 |
| 5.7L V8 350 CID | 1979 | High performance - Main | US1121H |
| 5.7L V8 350 CID | 1979 | Main | US1121 |
| 5.7L V8 350 CID | 1980-1981 | High performance - Rally STX, Rally, Vandura | US1121H |
| 5.7L V8 350 CID | 1980-1981 | Rally, Rally STX, Vandura | US1121 |
| 5.7L V8 350 CID | 1982-1986 | High performance - Rally STX, Rally | US1121H |
| 5.7L V8 350 CID | 1982-1986 | Rally, Rally STX | US1121 |
| 5.7L V8 350 CID | 1983 | High performance - Rally | US1121H |
| 5.7L V8 350 CID | 1983 | Rally | US1121 |
| 5.7L V8 350 CID | 1984 | High performance - Rally Custom, Rally STX, Rally | US1121H |
| 5.7L V8 350 CID | 1984 | Rally, Rally Custom, Rally STX | US1121 |
| 5.7L V8 350 CID | 1987-1993 | High performance - Rally STX, Rally | US5049H |
| 5.7L V8 350 CID | 1987-1993 | Rally, Rally STX | US5049 |
| 6.6L V8 400 CID | 1979 | High performance - Main | US1121H |
| 6.6L V8 400 CID | 1979 | Main | US1121 |
| G25 | | | |
| 4.1L L6 250 CID | 1978 | Main | US1107 |
| 4.8L L6 292 CID | 1975-1977 | High performance - Main | US1137H |
| 4.8L L6 292 CID | 1975-1977 | Main | US1137 |
| 4.8L L6 292 CID | 1978 | Main | US5030 |
| 5.0L V8 305 CID | 1977-1978 | High performance - Main | US1121H |
| 5.0L V8 305 CID | 1977-1978 | Main | US1121 |
| 5.7L V8 350 CID | 1975-1976 | High performance - Main | US1109H |
| 5.7L V8 350 CID | 1975-1976 | Main | US1109 |
| 5.7L V8 350 CID | 1977-1978 | High performance - Main | US1121H |
| 5.7L V8 350 CID | 1977-1978 | Main | US1121 |
| 6.6L V8 400 CID | 1975-1976 | High performance - Main | US1109H |

| Engine | Years | Application Description | USMW |
|--------------------|-----------|--|---------|
| GMC (CONT.) | | | |
| G25 (CONT.) | | | |
| 6.6L V8 400 CID | 1975-1976 | Main | US1109 |
| 6.6L V8 400 CID | 1977-1978 | High performance - Main | US1121H |
| 6.6L V8 400 CID | 1977-1978 | Main | US1121 |
| G2500 | | | |
| 4.1L L6 250 CID | 1979 | Main | US1107 |
| 4.1L L6 250 CID | 1980-1982 | Rally, Rally STX, Vandura | US1107 |
| 4.1L L6 250 CID | 1983-1984 | Rally Custom, Rally, Rally STX, Vandura | US1107 |
| 4.3L V6 262 CID | 1985-1986 | High performance - Rally STX, Rally, Vandura | US1121H |
| 4.3L V6 262 CID | 1985-1986 | Rally, Rally STX, Vandura | US1121 |
| 4.3L V6 262 CID | 1987-1995 | High performance - Rally STX, Rally, Vandura | US5049H |
| 4.3L V6 262 CID | 1987-1995 | Rally, Rally STX, Vandura | US5049 |
| 5.0L V8 305 CID | 1979 | High performance - Main | US1121H |
| 5.0L V8 305 CID | 1979 | Main | US1121 |
| 5.0L V8 305 CID | 1980 | High performance - Rally STX, Rally | US1121H |
| 5.0L V8 305 CID | 1980 | Rally, Rally STX | US1121 |
| 5.0L V8 305 CID | 1981-1986 | High performance | US1121H |
| 5.0L V8 305 CID | 1981-1986 | | US1121 |
| 5.0L V8 305 CID | 1987-1995 | High performance - Rally STX, Rally, Vandura | US5049H |
| 5.0L V8 305 CID | 1987-1995 | Rally, Rally STX, Vandura | US5049 |
| 5.7L V8 350 CID | 1979 | High performance - Main | US1121H |
| 5.7L V8 350 CID | 1979 | Main | US1121 |
| 5.7L V8 350 CID | 1980-1986 | High performance | US1121H |
| 5.7L V8 350 CID | 1980-1986 | | US1121 |
| 5.7L V8 350 CID | 1981-1985 | High performance - Rally STX, Rally, Vandura | US1121H |
| 5.7L V8 350 CID | 1981-1985 | Rally, Rally STX, Vandura | US1121 |
| 5.7L V8 350 CID | 1982 | High performance - Rally STX, Rally | US1121H |
| 5.7L V8 350 CID | 1982 | Rally, Rally STX | US1121 |
| 5.7L V8 350 CID | 1983 | High performance - Rally Custom, Vandura, Rally STX, Rally | US1121H |
| 5.7L V8 350 CID | 1983 | Rally Custom, Vandura, Rally, Rally STX | US1121 |
| 5.7L V8 350 CID | 1987-1995 | High performance - Rally STX, Rally, Vandura | US5049H |
| 5.7L V8 350 CID | 1987-1995 | Rally, Rally STX, Vandura | US5049 |
| 6.2L V8 379 CID | 1983-1984 | Rally Custom, Rally, Rally STX, Vandura | US5008 |
| 6.2L V8 379 CID | 1985-1993 | Rally, Rally STX, Vandura | US5008 |
| 6.5L V8 395 CID | 1994-1995 | Rally, Rally STX, Vandura | US5062 |
| 6.6L V8 400 CID | 1979 | High performance - Main | US1121H |
| 6.6L V8 400 CID | 1979 | Main | US1121 |
| 6.6L V8 400 CID | 1980 | High performance - Rally STX, Rally, Vandura | US1121H |
| 6.6L V8 400 CID | 1980 | Rally, Rally STX, Vandura | US1121 |
| G35 | | | |
| 4.8L L6 292 CID | 1975-1977 | High performance - Main | US1137H |
| 4.8L L6 292 CID | 1975-1977 | Main | US1137 |
| 4.8L L6 292 CID | 1978 | Main | US5030 |
| 5.7L V8 350 CID | 1975-1976 | High performance - Main | US1109H |
| 5.7L V8 350 CID | 1975-1976 | Main | US1109 |
| 5.7L V8 350 CID | 1977-1978 | High performance - Main | US1121H |
| 5.7L V8 350 CID | 1977-1978 | Main | US1121 |
| 6.6L V8 400 CID | 1975-1976 | High performance - Main | US1109H |
| 6.6L V8 400 CID | 1975-1976 | Main | US1109 |
| 6.6L V8 400 CID | 1977-1978 | High performance - Main | US1121H |
| 6.6L V8 400 CID | 1977-1978 | Main | US1121 |
| G3500 | | | |
| 4.1L L6 250 CID | 1979 | Main | US1107 |
| 4.1L L6 250 CID | 1982-1984 | Vandura, Vandura Special | US1107 |
| 4.3L V6 262 CID | 1985-1986 | High performance - Vandura Special, Vandura | US1121H |
| 4.3L V6 262 CID | 1985-1986 | Vandura, Vandura Special | US1121 |
| 4.3L V6 262 CID | 1987-1995 | High performance - Vandura Special, Vandura | US5049H |
| 4.3L V6 262 CID | 1987-1995 | Vandura, Vandura Special | US5049 |
| 5.0L V8 305 CID | 1981 | High performance - Vandura Special, Vandura | US1121H |
| 5.0L V8 305 CID | 1981 | Vandura, Vandura Special | US1121 |
| 5.7L V8 350 CID | 1979 | High performance - Main | US1121H |
| 5.7L V8 350 CID | 1979 | Main | US1121 |
| 5.7L V8 350 CID | 1980-1986 | High performance | US1121H |
| 5.7L V8 350 CID | 1980-1986 | | US1121 |

| Engine | Years | Application Description | USMW |
|------------------------|-----------|---|---------|
| 5.7L V8 350 CID | 1981 | High performance - Magnavan, Rally Camper Special, Rally STX, Rally, Vandura Special, Vandura | US1121H |
| 5.7L V8 350 CID | 1981 | Magnavan, Rally, Rally Camper Special, Rally STX, Vandura, Vandura Special | US1121 |
| 5.7L V8 350 CID | 1987-1988 | High performance - Magnavan; VIN M | US1121H |
| 5.7L V8 350 CID | 1987-1988 | Magnavan; VIN M | US1121 |
| 5.7L V8 350 CID | 1987-1996 | High performance - Magnavan, Rally Camper Special, Rally STX, Rally, Vandura Special, Vandura | US5049H |
| 5.7L V8 350 CID | 1987-1996 | Magnavan, Rally, Rally Camper Special, Rally STX, Vandura, Vandura Special | US5049 |
| 6.2L V8 379 CID | 1983-1988 | Magnavan, Rally, Rally Camper Special, Rally STX, Vandura, Vandura Special, Rally Custom | US5008 |
| 6.2L V8 379 CID | 1989-1993 | Magnavan, Rally, Rally Camper Special, Rally STX, Vandura, Vandura Special | US5008 |
| 6.2L V8 379 CID | 1992 | | US5008 |
| 6.5L V8 395 CID | 1994 | Rally, Rally Camper Special, Rally STX, Vandura, Vandura Special | US5062 |
| 6.5L V8 395 CID | 1995-1996 | Magnavan, Rally, Rally Camper Special, Rally STX, Vandura, Vandura Special | US5062 |
| 6.6L V8 400 CID | 1979 | High performance - Main | US1121H |
| 6.6L V8 400 CID | 1979 | Main | US1121 |
| 6.6L V8 400 CID | 1980 | High performance - Magnavan, Rally Camper Special, Rally STX, Rally, Vandura Special, Vandura | US1121H |
| 6.6L V8 400 CID | 1980 | Magnavan, Rally, Rally Camper Special, Rally STX, Vandura, Vandura Special | US1121 |
| 7.4L V8 454 CID | 1988 | High performance - Magnavan | US5038H |
| 7.4L V8 454 CID | 1988 | Magnavan | US5038 |
| 7.4L V8 454 CID | 1989-1996 | High performance - Magnavan, Rally Camper Special, Rally STX, Rally, Vandura Special, Vandura | US5038H |
| 7.4L V8 454 CID | 1989-1996 | Magnavan, Rally, Rally Camper Special, Rally STX, Vandura, Vandura Special | US5038 |
| JIMMY | | | |
| 4.1L L6 250 CID | 1975-1977 | Main | US1110 |
| 4.1L L6 250 CID | 1978-1979 | Main | US1107 |
| 4.1L L6 250 CID | 1980-1982 | Base, High Sierra, Sierra Classic, Sierra Grande, Street Coupe | US1107 |
| 4.3L V6 262 CID | 1992 | Base, SLE, SLT | US5049 |
| 4.3L V6 262 CID | 1992 | High performance - Base, SLE, SLT | US5049H |
| 4.3L V6 262 CID | 1993-1994 | Base, SLE, SLT, SLS | US5049 |
| 4.3L V6 262 CID | 1993-1994 | High performance - Base, SLE, SLT, SLS | US5049H |
| 4.3L V6 262 CID | 1995 | Base, SLE, SLT, SL, SLS | US5049 |
| 4.3L V6 262 CID | 1995 | High performance - Base, SLE, SLT, SL, SLS | US5049H |
| 4.3L V6 262 CID | 1996 | Base, SL, SLE, SLS, SLT | US5077 |
| 4.3L V6 262 CID | 1996 | High performance - Base, SL, SLE, SLS, SLT | US5077H |
| 4.3L V6 262 CID | 1997 | High performance - SL, SLE, SLS, SLT | US5077H |
| 4.3L V6 262 CID | 1997 | SL, SLE, SLS, SLT | US5077 |
| 4.3L V6 262 CID | 1998-1999 | Envoy, SL, SLE, SLS, SLT | US5077 |
| 4.3L V6 262 CID | 1998-1999 | High performance - Envoy, SL, SLE, SLS, SLT | US5077H |
| 4.3L V6 262 CID | 2000 | Diamond Edition, Envoy, SLE, SLS, SLT | US5077 |
| 4.3L V6 262 CID | 2000 | High performance - Diamond Edition, Envoy, SLE, SLS, SLT | US5077H |
| 4.3L V6 262 CID | 2001 | Diamond Edition, SLE, SLS, SLT | US5077 |
| 4.3L V6 262 CID | 2001 | High performance - Diamond Edition, SLE, SLS, SLT | US5077H |
| 4.8L L6 292 CID | 1973 | Main | US896 |
| 4.8L L6 4786cc 292 CID | 1973 | Main | US896 |
| 4.8L L6 4801cc 292 CID | 1970-1974 | Main | US896 |
| 5.0L V8 305 CID | 1977-1979 | High performance - Main | US1121H |
| 5.0L V8 305 CID | 1977-1979 | Main | US1121 |
| 5.0L V8 305 CID | 1980 | Base, High Sierra, Sierra Classic, Sierra Grande, Street Coupe | US1121 |
| 5.0L V8 305 CID | 1980 | High performance - Base, High Sierra, Sierra Classic, Sierra Grande, Street Coupe | US1121H |
| 5.0L V8 305 CID | 1981-1982 | High performance | US1121H |

| Engine | Years | Application Description | USMW |
|-------------------------|-----------|---|---------|
| GMC (CONT.) | | | |
| JIMMY (CONT.) | | | |
| 5.0L V8 305 CID | 1981-1982 | | US1121 |
| 5.0L V8 305 CID | 1983-1985 | Base, Sierra Classic, High Sierra | US1121 |
| 5.0L V8 305 CID | 1983-1985 | High performance - Base, High Sierra, Sierra Classic | US1121H |
| 5.0L V8 305 CID | 1986-1987 | Base, Sierra Classic | US1121 |
| 5.0L V8 305 CID | 1986 | High performance - Base, Silverado | US1121H |
| 5.0L V8 305 CID | 1987 | High performance - Base, Sierra Classic | US1121H |
| 5.7L V8 350 CID | 1975-1976 | High performance - Main | US1109H |
| 5.7L V8 350 CID | 1975-1976 | Main | US1109 |
| 5.7L V8 350 CID | 1977-1979 | High performance - Main | US1121H |
| 5.7L V8 350 CID | 1977-1979 | Main | US1121 |
| 5.7L V8 350 CID | 1980-1982 | Base, Sierra Classic, High Sierra, Sierra Grande, Street Coupe | US1121 |
| 5.7L V8 350 CID | 1980-1982 | High performance - Base, High Sierra, Sierra Classic, Sierra Grande, Street Coupe | US1121H |
| 5.7L V8 350 CID | 1983-1985 | Base, Sierra Classic, High Sierra | US1121 |
| 5.7L V8 350 CID | 1983-1985 | High performance - Base, High Sierra, Sierra Classic | US1121H |
| 5.7L V8 350 CID | 1986-1988 | Base, Sierra Classic | US1121 |
| 5.7L V8 350 CID | 1986 | High performance - Base, Silverado | US1121H |
| 5.7L V8 350 CID | 1987-1988 | High performance - Base, Sierra Classic | US1121H |
| 5.7L V8 350 CID | 1989-1990 | Base, Sierra Classic | US5049 |
| 5.7L V8 350 CID | 1989-1990 | High performance - Base, Sierra Classic | US5049H |
| 5.7L V8 350 CID | 1991 | Base | US5049 |
| 5.7L V8 350 CID | 1991 | High performance - Base | US5049H |
| 6.2L V8 379 CID | 1982 | Base, High Sierra, Sierra Classic, Sierra Grande, Street Coupe | US5008 |
| 6.2L V8 379 CID | 1983-1985 | Base, High Sierra, Sierra Classic | US5008 |
| 6.2L V8 379 CID | 1986-1990 | Base, Sierra Classic | US5008 |
| 6.2L V8 379 CID | 1991 | Base | US5008 |
| 6.6L V8 400 CID | 1975-1976 | High performance - Main | US1109H |
| 6.6L V8 400 CID | 1975-1976 | Main | US1109 |
| 6.6L V8 400 CID | 1977-1979 | High performance - Main | US1121H |
| 6.6L V8 400 CID | 1977-1979 | Main | US1121 |
| K15 | | | |
| 4.1L L6 250 CID | 1975-1977 | Main | US1110 |
| 4.1L L6 250 CID | 1978 | Main | US1107 |
| 5.0L V8 305 CID | 1977-1978 | High performance - Main | US1121H |
| 5.0L V8 305 CID | 1977-1978 | Main | US1121 |
| 5.7L V8 350 CID | 1975-1976 | High performance - Main | US1109H |
| 5.7L V8 350 CID | 1975-1976 | Main | US1109 |
| 5.7L V8 350 CID | 1977-1978 | High performance - Main | US1121H |
| 5.7L V8 350 CID | 1977-1978 | Main | US1121 |
| 6.6L V8 400 CID | 1975-1976 | High performance - Main | US1109H |
| 6.6L V8 400 CID | 1975-1976 | Main | US1109 |
| 6.6L V8 400 CID | 1977-1978 | High performance - Main | US1121H |
| 6.6L V8 400 CID | 1977-1978 | Main | US1121 |
| K15 SUBURBAN | | | |
| 4.1L L6 250 CID | 1975-1977 | Main | US1110 |
| 4.1L L6 250 CID | 1978 | Main | US1107 |
| 5.0L V8 305 CID | 1977-1978 | High performance - Main | US1121H |
| 5.0L V8 305 CID | 1977-1978 | Main | US1121 |
| 5.7L V8 350 CID | 1975-1976 | High performance - Main | US1109H |
| 5.7L V8 350 CID | 1975-1976 | Main | US1109 |
| 5.7L V8 350 CID | 1977-1978 | High performance - Main | US1121H |
| 5.7L V8 350 CID | 1977-1978 | Main | US1121 |
| 6.6L V8 400 CID | 1975-1976 | High performance - Main | US1109H |
| 6.6L V8 400 CID | 1975-1976 | Main | US1109 |
| 6.6L V8 400 CID | 1977-1978 | High performance - Main | US1121H |
| 6.6L V8 400 CID | 1977-1978 | Main | US1121 |
| K15/K1500 PICKUP | | | |
| 4.8L L6 292 CID | 1968-1974 | Main | US896 |
| 4.8L L6 4801cc 292 CID | 1967-1974 | Main | US896 |
| 6.5L V8 396 CID | 1968-1969 | Main | US981 |
| 6.5L V8 6489cc 396 CID | 1968-1969 | Main | US981 |
| 6.6L V8 6588cc 402 CID | 1970-1972 | Main | US981 |

| Engine | Years | Application Description | USMW |
|---------------------------|-----------|--|---------|
| K15/K1500 SUBURBAN | | | |
| 4.8L L6 292 CID | 1968-1971 | Main | US896 |
| 4.8L L6 4801cc 292 CID | 1967-1971 | Main | US896 |
| 6.5L V8 396 CID | 1968 | Main | US981 |
| 6.5L V8 6489cc 396 CID | 1968-1969 | Main | US981 |
| 6.6L V8 402 CID | 1970-1972 | Main | US981 |
| 6.6L V8 6588cc 402 CID | 1970-1972 | Main | US981 |
| K1500 | | | |
| 4.1L L6 250 CID | 1979 | Main | US1107 |
| 4.1L L6 250 CID | 1980-1982 | Base, High Sierra, Sierra Classic, Sierra Grande | US1107 |
| 4.1L L6 250 CID | 1983-1984 | Base, High Sierra, Sierra Classic | US1107 |
| 4.3L V6 262 CID | 1985-1986 | Base, High Sierra, Sierra Classic | US1121 |
| 4.3L V6 262 CID | 1985-1986 | High performance - Base, High Sierra, Sierra Classic | US1121H |
| 4.3L V6 262 CID | 1988-1992 | High performance - Sierra SLE, Sierra SLX, Sierra | US5049H |
| 4.3L V6 262 CID | 1988-1992 | Sierra SLE, Sierra, Sierra SLX | US5049 |
| 4.3L V6 262 CID | 1993 | High performance - Sierra SLE, Sierra SLX, Sierra, Sierra Sport | US5049H |
| 4.3L V6 262 CID | 1993 | Sierra SLE, Sierra Sport, Sierra, Sierra SLX | US5049 |
| 4.3L V6 262 CID | 1994 | High performance - Sierra SL, Sierra SLT, Sierra Special, Sierra SLE | US5049H |
| 4.3L V6 262 CID | 1994 | Sierra SL, Sierra SLT, Sierra Special, Sierra SLE | US5049 |
| 4.3L V6 262 CID | 1995 | High performance - Sierra SL, Sierra SLT, Sierra Special, Sierra SLE, Sierra SLS | US5049H |
| 4.3L V6 262 CID | 1995 | Sierra SL, Sierra SLT, Sierra Special, Sierra SLE, Sierra SLS | US5049 |
| 4.3L V6 262 CID | 1996-1998 | High performance - Sierra SL, Sierra SLE, Sierra SLT, Sierra Special | US5077H |
| 4.3L V6 262 CID | 1996-1998 | Sierra SL, Sierra SLE, Sierra SLT, Sierra Special | US5077 |
| 4.8L L6 292 CID | 1980 | Base, High Sierra, Sierra Classic, Sierra Grande | US5030 |
| 5.0L V8 305 CID | 1979 | High performance - Main | US1121H |
| 5.0L V8 305 CID | 1979 | Main | US1121 |
| 5.0L V8 305 CID | 1981-1982 | Base, High Sierra, Sierra Classic, Sierra Grande | US1121 |
| 5.0L V8 305 CID | 1981-1982 | High performance - Base, High Sierra, Sierra Classic, Sierra Grande | US1121H |
| 5.0L V8 305 CID | 1983-1986 | Base, High Sierra, Sierra Classic | US1121 |
| 5.0L V8 305 CID | 1983-1986 | High performance - Base, High Sierra, Sierra Classic | US1121H |
| 5.0L V8 305 CID | 1988-1992 | High performance - Sierra SLE, Sierra SLX, Sierra | US5049H |
| 5.0L V8 305 CID | 1988-1992 | Sierra SLE, Sierra, Sierra SLX | US5049 |
| 5.0L V8 305 CID | 1993 | High performance - Sierra SLE, Sierra SLX, Sierra, Sierra Sport | US5049H |
| 5.0L V8 305 CID | 1993 | Sierra SLE, Sierra Sport, Sierra, Sierra SLX | US5049 |
| 5.0L V8 305 CID | 1994 | High performance - Sierra SL, Sierra SLT, Sierra Special, Sierra SLE | US5049H |
| 5.0L V8 305 CID | 1994 | Sierra SL, Sierra SLT, Sierra Special, Sierra SLE | US5049 |
| 5.0L V8 305 CID | 1995 | High performance - Sierra SL, Sierra SLT, Sierra Special, Sierra SLE, Sierra SLS | US5049H |
| 5.0L V8 305 CID | 1995 | Sierra SL, Sierra SLT, Sierra Special, Sierra SLE, Sierra SLS | US5049 |
| 5.0L V8 305 CID | 1996-1998 | High performance - Sierra SL, Sierra SLE, Sierra SLT, Sierra Special | US5077H |
| 5.0L V8 305 CID | 1996-1998 | Sierra SL, Sierra SLE, Sierra SLT, Sierra Special | US5077 |
| 5.0L V8 305 CID | 1999 | High performance - Sierra SL, Sierra SLE, Sierra SLT | US5077H |
| 5.0L V8 305 CID | 1999 | Sierra SL, Sierra SLE, Sierra SLT | US5077 |
| 5.7L V8 350 CID | 1979 | High performance - Main | US1121H |
| 5.7L V8 350 CID | 1979 | Main | US1121 |
| 5.7L V8 350 CID | 1980-1986 | High performance | US1121H |
| 5.7L V8 350 CID | 1980-1986 | | US1121 |
| 5.7L V8 350 CID | 1981-1982 | Base, High Sierra, Sierra Classic, Sierra Grande | US1121 |
| 5.7L V8 350 CID | 1981-1982 | High performance - Base, High Sierra, Sierra Classic, Sierra Grande | US1121H |
| 5.7L V8 350 CID | 1983-1984 | Base, High Sierra, Sierra Classic | US1121 |
| 5.7L V8 350 CID | 1983-1984 | High performance - Base, High Sierra, Sierra Classic | US1121H |

| Engine | Years | Application Description | USMW |
|-----------------------|-----------|--|---------|
| GMC (CONT.) | | | |
| K1500 (CONT.) | | | |
| 5.7L V8 350 CID | 1988-1992 | High performance - Sierra SLE, Sierra SLX, Sierra | US5049H |
| 5.7L V8 350 CID | 1988-1992 | Sierra SLE, Sierra, Sierra SLX | US5049 |
| 5.7L V8 350 CID | 1993 | High performance - Sierra SLE, Sierra SLX, Sierra, Sierra Sport | US5049H |
| 5.7L V8 350 CID | 1993 | Sierra SLE, Sierra Sport, Sierra, Sierra SLX | US5049 |
| 5.7L V8 350 CID | 1994 | High performance - Sierra SL, Sierra SLT, Sierra Special, Sierra SLE | US5049H |
| 5.7L V8 350 CID | 1994 | Sierra SL, Sierra SLT, Sierra Special, Sierra SLE | US5049 |
| 5.7L V8 350 CID | 1995 | High performance - Sierra SL, Sierra SLT, Sierra Special, Sierra SLE, Sierra SLS | US5049H |
| 5.7L V8 350 CID | 1995 | Sierra SL, Sierra SLT, Sierra Special, Sierra SLE, Sierra SLS | US5049 |
| 5.7L V8 350 CID | 1996-1998 | High performance - Sierra SL, Sierra SLE, Sierra SLT, Sierra Special | US5077H |
| 5.7L V8 350 CID | 1996-1998 | Sierra SL, Sierra SLE, Sierra SLT, Sierra Special | US5077 |
| 5.7L V8 350 CID | 1999 | High performance - Sierra SL, Sierra SLE, Sierra SLT | US5077H |
| 5.7L V8 350 CID | 1999 | Sierra SL, Sierra SLE, Sierra SLT | US5077 |
| 6.2L V8 379 CID | 1982 | Base, High Sierra, Sierra Classic, Sierra Grande | US5008 |
| 6.2L V8 379 CID | 1983-1986 | Base, High Sierra, Sierra Classic | US5008 |
| 6.2L V8 379 CID | 1988-1992 | Sierra, Sierra SLE, Sierra SLX | US5062 |
| 6.2L V8 379 CID | 1993 | Sierra Sport, Sierra, Sierra SLE, Sierra SLX | US5062 |
| 6.5L V8 395 CID | 1994-1995 | | US5062 |
| 6.5L V8 395 CID | 1996 | Sierra SL, Sierra SLE, Sierra SLT, Sierra Special; Early | US5062 |
| 6.5L V8 395 CID | 1996 | Sierra SL, Sierra SLE, Sierra SLT, Sierra Special; Late | US5074 |
| 6.5L V8 395 CID | 1997 | Sierra SL, Sierra SL, Sierra SLE, Sierra SLE, Sierra SLT, Sierra SLT | US5074 |
| 6.5L V8 395 CID | 1998 | Sierra SL, Sierra SLE, Sierra SLT, Sierra Special | US5074 |
| 6.6L V8 400 CID | 1979 | High performance - Main | US1121H |
| 6.6L V8 400 CID | 1979 | Main | US1121 |
| 6.6L V8 400 CID | 1980 | High performance | US1121H |
| 6.6L V8 400 CID | 1980 | | US1121 |
| 7.4L V8 454 CID | 1980 | Base, High Sierra, Sierra Classic, Sierra Grande | US1002 |
| 7.4L V8 454 CID | 1980 | High performance - Base, High Sierra, Sierra Classic, Sierra Grande | US1002H |
| K1500 SUBURBAN | | | |
| 4.1L L6 250 CID | 1979 | Main | US1107 |
| 4.1L L6 250 CID | 1980 | Base, High Sierra, Sierra Classic, Sierra Grande | US1107 |
| 5.0L V8 305 CID | 1979 | High performance - Main | US1121H |
| 5.0L V8 305 CID | 1979 | Main | US1121 |
| 5.0L V8 305 CID | 1982 | Base, High Sierra, Sierra Classic, Sierra Grande | US1121 |
| 5.0L V8 305 CID | 1982 | High performance - Base, High Sierra, Sierra Classic, Sierra Grande | US1121H |
| 5.0L V8 305 CID | 1983-1985 | Base, High Sierra, Sierra Classic | US1121 |
| 5.0L V8 305 CID | 1983-1985 | High performance - Base, High Sierra, Sierra Classic | US1121H |
| 5.7L V8 350 CID | 1979 | High performance - Main | US1121H |
| 5.7L V8 350 CID | 1979 | Main | US1121 |
| 5.7L V8 350 CID | 1980-1981 | High performance | US1121H |
| 5.7L V8 350 CID | 1980-1981 | | US1121 |
| 5.7L V8 350 CID | 1982 | Base, High Sierra, Sierra Classic, Sierra Grande | US1121 |
| 5.7L V8 350 CID | 1982 | High performance - Base, High Sierra, Sierra Classic, Sierra Grande | US1121H |
| 5.7L V8 350 CID | 1983-1986 | Base, High Sierra, Sierra Classic | US1121 |
| 5.7L V8 350 CID | 1983-1986 | High performance - Base, High Sierra, Sierra Classic | US1121H |
| 5.7L V8 350 CID | 1992 | Base, SLE; 5.8" Hub height | US5073 |
| 5.7L V8 350 CID | 1992 | Base, SLE; 6.9" Hub height | US5049 |
| 5.7L V8 350 CID | 1992 | High performance - Base, SLE; 6.9" Hub height | US5049H |
| 5.7L V8 350 CID | 1993-1994 | Base, SLE | US5049 |
| 5.7L V8 350 CID | 1993-1994 | High performance - Base, SLE | US5049H |
| 5.7L V8 350 CID | 1995 | Base, SLE, SLT | US5049 |
| 5.7L V8 350 CID | 1995 | High performance - Base, SLE, SLT | US5049H |

| Engine | Years | Application Description | USMW |
|---------------------------|-----------|--|---------|
| 5.7L V8 350 CID | 1996-1999 | Base, SLE, SLT | US5077 |
| 5.7L V8 350 CID | 1996-1999 | High performance - Base, SLE, SLT | US5077H |
| 6.2L V8 379 CID | 1982 | Base, High Sierra, Sierra Classic, Sierra Grande | US5008 |
| 6.2L V8 379 CID | 1983-1986 | Base, High Sierra, Sierra Classic | US5008 |
| 6.5L V8 395 CID | 1995 | Base, SLE, SLT | US5062 |
| 6.5L V8 395 CID | 1996 | Base; Early, SLE; Early, SLT; Early | US5062 |
| 6.5L V8 395 CID | 1996 | Base; Late, SLE; Late, SLT; Late | US5074 |
| 6.5L V8 395 CID | 1997-1998 | Base, SLE, SLT | US5074 |
| 6.5L V8 395 CID | 1999 | Base, SLE, SLT | US5066 |
| 6.5L V8 395 CID | 1999 | Base, SLE, SLT; Bolt-on pulley | US5074 |
| 6.6L V8 400 CID | 1979 | High performance - Main | US1121H |
| 6.6L V8 400 CID | 1979 | Main | US1121 |
| K25 | | | |
| 4.8L L6 292 CID | 1975-1977 | High performance - Main | US1137H |
| 4.8L L6 292 CID | 1975-1977 | Main | US1137 |
| 4.8L L6 292 CID | 1978 | Main | US5030 |
| 5.0L V8 305 CID | 1977-1978 | High performance - Main | US1121H |
| 5.0L V8 305 CID | 1977-1978 | Main | US1121 |
| 5.7L V8 350 CID | 1975-1976 | High performance - Main | US1109H |
| 5.7L V8 350 CID | 1975-1976 | Main | US1109 |
| 5.7L V8 350 CID | 1977-1978 | High performance - Main | US1121H |
| 5.7L V8 350 CID | 1977-1978 | Main | US1121 |
| 6.6L V8 400 CID | 1975-1976 | High performance - Main | US1109H |
| 6.6L V8 400 CID | 1975-1976 | Main | US1109 |
| 6.6L V8 400 CID | 1977-1978 | High performance - Main | US1121H |
| 6.6L V8 400 CID | 1977-1978 | Main | US1121 |
| K25 SUBURBAN | | | |
| 4.8L L6 292 CID | 1975-1977 | High performance - Main | US1137H |
| 4.8L L6 292 CID | 1975-1977 | Main | US1137 |
| 4.8L L6 292 CID | 1978 | Main | US5030 |
| 5.0L V8 305 CID | 1977-1978 | High performance - Main | US1121H |
| 5.0L V8 305 CID | 1977-1978 | Main | US1121 |
| 5.7L V8 350 CID | 1975-1976 | High performance - Main | US1109H |
| 5.7L V8 350 CID | 1975-1976 | Main | US1109 |
| 5.7L V8 350 CID | 1977-1978 | High performance - Main | US1121H |
| 5.7L V8 350 CID | 1977-1978 | Main | US1121 |
| 6.6L V8 400 CID | 1975-1976 | High performance - Main | US1109H |
| 6.6L V8 400 CID | 1975-1976 | Main | US1109 |
| 6.6L V8 400 CID | 1977-1978 | High performance - Main | US1121H |
| 6.6L V8 400 CID | 1977-1978 | Main | US1121 |
| K25/K2500 PICKUP | | | |
| 4.8L L6 292 CID | 1968-1974 | Main | US896 |
| 4.8L L6 4786cc 292 CID | 1973-1974 | Main | US896 |
| 4.8L L6 4801cc 292 CID | 1967-1974 | Main | US896 |
| 6.5L V8 396 CID | 1968-1969 | Main | US981 |
| 6.5L V8 6489cc 396 CID | 1968-1969 | Main | US981 |
| 6.6L V8 6588cc 402 CID | 1970-1972 | Main | US981 |
| K25/K2500 SUBURBAN | | | |
| 4.8L L6 292 CID | 1968-1974 | Main | US896 |
| 4.8L L6 4786cc 292 CID | 1973-1974 | Main | US896 |
| 4.8L L6 4801cc 292 CID | 1968-1974 | Main | US896 |
| 6.5L V8 396 CID | 1968 | Main | US981 |
| 6.5L V8 6489cc 396 CID | 1968-1969 | Main | US981 |
| 6.6L V8 6588cc 402 CID | 1970-1972 | Main | US981 |
| K2500 | | | |
| 4.1L L6 250 CID | 1980 | Base, High Sierra, Sierra Classic, Sierra Grande | US1107 |
| 4.3L V6 262 CID | 1985 | Base, High Sierra, Sierra Classic | US1121 |
| 4.3L V6 262 CID | 1985 | High performance - Base, High Sierra, Sierra Classic | US1121H |
| 4.3L V6 262 CID | 1988-1993 | High performance - Sierra SLE, Sierra SLX, Sierra | US5049H |
| 4.3L V6 262 CID | 1988-1993 | Sierra SLE, Sierra, Sierra SLX | US5049 |
| 4.3L V6 262 CID | 1994-1995 | High performance - Sierra SL, Sierra SLE | US5049H |
| 4.3L V6 262 CID | 1994-1995 | Sierra SL, Sierra SLE | US5049 |
| 4.8L L6 292 CID | 1979 | Main | US5030 |
| 4.8L L6 292 CID | 1980-1982 | Base, High Sierra, Sierra Classic, Sierra Grande | US5030 |
| 4.8L L6 292 CID | 1983-1986 | Base, High Sierra, Sierra Classic | US5030 |
| 4.8L L6 292 CID | 1985 | | US5030 |

| Engine | Years | Application Description | USMW |
|-----------------------|-----------|--|---------|
| GMC (CONT.) | | | |
| K2500 (CONT.) | | | |
| 5.0L V8 305 CID | 1988-1993 | High performance - Sierra SLE, Sierra SLX, Sierra | US5049H |
| 5.0L V8 305 CID | 1988-1993 | Sierra SLE, Sierra, Sierra SLX | US5049 |
| 5.0L V8 305 CID | 1994-1995 | High performance - Sierra SL, Sierra SLT, Sierra SLE | US5049H |
| 5.0L V8 305 CID | 1994-1995 | Sierra SL, Sierra SLT, Sierra SLE | US5049 |
| 5.0L V8 305 CID | 1998 | High performance - Sierra SL, Sierra SLE, Sierra SLT | US5077H |
| 5.0L V8 305 CID | 1998 | Sierra SL, Sierra SLE, Sierra SLT | US5077 |
| 5.7L V8 350 CID | 1979 | High performance - Main | US1121H |
| 5.7L V8 350 CID | 1979 | Main | US1121 |
| 5.7L V8 350 CID | 1980-1986 | High performance | US1121H |
| 5.7L V8 350 CID | 1980-1986 | | US1121 |
| 5.7L V8 350 CID | 1988-1993 | High performance - Sierra SLE, Sierra SLX, Sierra | US5049H |
| 5.7L V8 350 CID | 1988-1993 | Sierra SLE, Sierra, Sierra SLX | US5049 |
| 5.7L V8 350 CID | 1994-1995 | High performance - Sierra SL, Sierra SLT, Sierra SLE | US5049H |
| 5.7L V8 350 CID | 1994-1995 | Sierra SL, Sierra SLT, Sierra SLE | US5049 |
| 5.7L V8 350 CID | 1996-2000 | High performance - Sierra SL, Sierra SLT, Sierra SLE | US5077H |
| 5.7L V8 350 CID | 1996-2000 | Sierra SL, Sierra SLT, Sierra SLE | US5077 |
| 6.2L V8 379 CID | 1982-1986 | | US5008 |
| 6.2L V8 379 CID | 1988 | Sierra, Sierra SLE, Sierra SLX | US5062 |
| 6.2L V8 379 CID | 1989-1993 | | US5062 |
| 6.5L V8 395 CID | 1992-1993 | Sierra, Sierra SLE, Sierra SLX | US5062 |
| 6.5L V8 395 CID | 1994-1995 | | US5062 |
| 6.5L V8 395 CID | 1996 | Sierra SL, Sierra SLE, Sierra SLT, 1st Design; Single Thermostat | US5062 |
| 6.5L V8 395 CID | 1996 | Sierra SL, Sierra SLE, Sierra SLT, 2nd Design; Dual Thermostat | US5074 |
| 6.5L V8 395 CID | 1997 | Sierra SL, Sierra SLE, Sierra SLT | US5074 |
| 6.5L V8 395 CID | 1998 | Sierra SL, Sierra SLE, Sierra SLT, Sierra SL, Sierra SLE, Sierra SLT | US5074 |
| 6.5L V8 395 CID | 1999-2000 | Sierra SL, Sierra SLE, Sierra SLT | US5086 |
| 6.5L V8 395 CID | 1999 | Sierra SL, Sierra SLE, Sierra SLT; Bolt-on pulley | US5074 |
| 6.6L V8 400 CID | 1979 | High performance - Main | US1121H |
| 6.6L V8 400 CID | 1979 | Main | US1121 |
| 6.6L V8 400 CID | 1980 | Base, High Sierra, Sierra Classic, Sierra Grande | US1121 |
| 6.6L V8 400 CID | 1980 | High performance - Base, High Sierra, Sierra Classic, Sierra Grande | US1121H |
| 7.4L V8 454 CID | 1991-1993 | High performance - Sierra SLE, Sierra SLX, Sierra | US5038H |
| 7.4L V8 454 CID | 1991-1993 | Sierra SLE, Sierra, Sierra SLX | US5038 |
| 7.4L V8 454 CID | 1994-2000 | High performance - Sierra SL, Sierra SLT, Sierra SLE | US5038H |
| 7.4L V8 454 CID | 1994-2000 | Sierra SL, Sierra SLT, Sierra SLE | US5038 |
| K2500 SUBURBAN | | | |
| 4.8L L6 292 CID | 1979 | Main | US5030 |
| 4.8L L6 292 CID | 1980-1982 | Base, High Sierra, Sierra Classic, Sierra Grande | US5030 |
| 4.8L L6 292 CID | 1984 | Base, High Sierra, Sierra Classic | US5030 |
| 5.7L V8 350 CID | 1979 | High performance - Main | US1121H |
| 5.7L V8 350 CID | 1979 | Main | US1121 |
| 5.7L V8 350 CID | 1980-1981 | High performance | US1121H |
| 5.7L V8 350 CID | 1980-1981 | | US1121 |
| 5.7L V8 350 CID | 1982 | Base, High Sierra, Sierra Classic, Sierra Grande | US1121 |
| 5.7L V8 350 CID | 1982 | High performance - Base, High Sierra, Sierra Classic, Sierra Grande | US1121H |
| 5.7L V8 350 CID | 1983-1986 | Base, High Sierra, Sierra Classic | US1121 |
| 5.7L V8 350 CID | 1983-1986 | High performance - Base, High Sierra, Sierra Classic | US1121H |
| 5.7L V8 350 CID | 1992 | Base, SLE; 5.8" Hub height | US5073 |
| 5.7L V8 350 CID | 1992 | Base, SLE; 6.9" Hub height | US5049 |
| 5.7L V8 350 CID | 1992 | High performance - Base, SLE; 6.9" Hub height | US5049H |
| 5.7L V8 350 CID | 1993-1994 | Base, SLE | US5049 |
| 5.7L V8 350 CID | 1993-1994 | High performance - Base, SLE | US5049H |

| Engine | Years | Application Description | USMW |
|-------------------------|-----------|---|---------|
| 5.7L V8 350 CID | 1995 | Base, SLE, SLT | US5049 |
| 5.7L V8 350 CID | 1995 | High performance - Base, SLE, SLT | US5049H |
| 5.7L V8 350 CID | 1996-1999 | Base, SLE, SLT | US5077 |
| 5.7L V8 350 CID | 1996-1999 | High performance - Base, SLE, SLT | US5077H |
| 6.2L V8 379 CID | 1982 | Base, High Sierra, Sierra Classic, Sierra Grande | US5008 |
| 6.2L V8 379 CID | 1983-1986 | Base, High Sierra, Sierra Classic | US5008 |
| 6.5L V8 395 CID | 1994 | Base, SLE | US5062 |
| 6.5L V8 395 CID | 1995 | Base, SLE, SLT | US5062 |
| 6.5L V8 395 CID | 1996 | Base, SLE, SLT; Early | US5062 |
| 6.5L V8 395 CID | 1996 | Base, SLE, SLT; Late | US5074 |
| 6.5L V8 395 CID | 1997-1998 | Base, SLE, SLT | US5074 |
| 6.5L V8 395 CID | 1999 | Base, SLE, SLT | US5086 |
| 6.5L V8 395 CID | 1999 | Base, SLE, SLT; Bolt-on pulley | US5074 |
| 6.6L V8 400 CID | 1979 | High performance - Main | US1121H |
| 6.6L V8 400 CID | 1979 | Main | US1121 |
| 6.6L V8 400 CID | 1980 | Base, High Sierra, Sierra Classic, Sierra Grande | US1121 |
| 6.6L V8 400 CID | 1980 | High performance - Base, High Sierra, Sierra Classic, Sierra Grande | US1121H |
| 7.4L V8 454 CID | 1992-1994 | Base, SLE | US5038 |
| 7.4L V8 454 CID | 1992-1994 | High performance - Base, SLE | US5038H |
| 7.4L V8 454 CID | 1995-1999 | Base, SLE, SLT | US5038 |
| 7.4L V8 454 CID | 1995-1999 | High performance - Base, SLE, SLT | US5038H |
| K35 | | | |
| 4.8L L6 292 CID | 1977-1978 | Main | US5030 |
| 5.7L V8 350 CID | 1977-1978 | High performance - Main | US1121H |
| 5.7L V8 350 CID | 1977-1978 | Main | US1121 |
| 6.6L V8 400 CID | 1977-1978 | High performance - Main | US1121H |
| 6.6L V8 400 CID | 1977-1978 | Main | US1121 |
| K35/K3500 PICKUP | | | |
| 4.8L L6 292 CID | 1968-1974 | Main | US896 |
| 4.8L L6 4786cc 292 CID | 1973-1974 | Main | US896 |
| 4.8L L6 4801cc 292 CID | 1968-1974 | Main | US896 |
| 6.5L V8 396 CID | 1968-1969 | Main | US981 |
| 6.5L V8 6489cc 396 CID | 1968-1969 | Main | US981 |
| 6.6L V8 402 CID | 1970-1971 | Main | US981 |
| 6.6L V8 6588cc 402 CID | 1970-1972 | Main | US981 |
| K3500 | | | |
| 4.8L L6 292 CID | 1979 | Main | US5030 |
| 4.8L L6 292 CID | 1980-1982 | Base, High Sierra, Sierra Classic, Sierra Grande | US5030 |
| 4.8L L6 292 CID | 1983-1986 | Base, High Sierra, Sierra Classic | US5030 |
| 5.7L V8 350 CID | 1979 | High performance - Main | US1121H |
| 5.7L V8 350 CID | 1979 | Main | US1121 |
| 5.7L V8 350 CID | 1980 | High performance | US1121H |
| 5.7L V8 350 CID | 1980 | | US1121 |
| 5.7L V8 350 CID | 1981-1982 | Base, High Sierra, Sierra Classic, Sierra Grande | US1121 |
| 5.7L V8 350 CID | 1981-1982 | High performance - Base, High Sierra, Sierra Classic, Sierra Grande | US1121H |
| 5.7L V8 350 CID | 1983-1986 | Base, High Sierra, Sierra Classic | US1121 |
| 5.7L V8 350 CID | 1983-1986 | High performance - Base, High Sierra, Sierra Classic | US1121H |
| 5.7L V8 350 CID | 1988-1993 | High performance - Sierra SLE, Sierra SLX, Sierra | US5049H |
| 5.7L V8 350 CID | 1988-1993 | Sierra SLE, Sierra, Sierra SLX | US5049 |
| 5.7L V8 350 CID | 1994-1995 | High performance - Sierra SL, Sierra SLT, Sierra SLE | US5049H |
| 5.7L V8 350 CID | 1994-1995 | Sierra SL, Sierra SLT, Sierra SLE | US5049 |
| 5.7L V8 350 CID | 1996-2000 | High performance - Sierra SL, Sierra SLE, Sierra SLT | US5077H |
| 5.7L V8 350 CID | 1996-2000 | Sierra SL, Sierra SLE, Sierra SLT | US5077 |
| 6.2L V8 379 CID | 1982 | Base, High Sierra, Sierra Classic, Sierra Grande | US5008 |
| 6.2L V8 379 CID | 1983-1986 | Base, High Sierra, Sierra Classic | US5008 |
| 6.2L V8 379 CID | 1988-1993 | Sierra, Sierra SLE, Sierra SLX | US5062 |
| 6.5L V8 395 CID | 1992-1993 | Sierra SLE, Sierra, Sierra SLX | US5062 |
| 6.5L V8 395 CID | 1994-1995 | Sierra SL, Sierra SLT, Sierra SLE | US5062 |
| 6.5L V8 395 CID | 1996 | Sierra SL, Sierra SLE, Sierra SLT; 1st Design; Single Thermostat | US5062 |
| 6.5L V8 395 CID | 1996 | Sierra SL, Sierra SLE, Sierra SLT; 2nd Design; Dual Thermostat | US5074 |
| 6.5L V8 395 CID | 1997-1998 | Sierra SL, Sierra SLE, Sierra SLT | US5074 |

| Engine | Years | Application Description | USMW |
|------------------------|-----------|---|---------|
| GMC (CONT.) | | | |
| K3500 (CONT.) | | | |
| 6.5L V8 395 CID | 1999-2000 | Sierra SL, Sierra SLE, Sierra SLT | US5086 |
| 6.5L V8 395 CID | 1999 | Sierra SL, Sierra SLE, Sierra SLT; Bolt-on pulley | US5074 |
| 6.6L V8 400 CID | 1979 | High performance - Main | US1121H |
| 6.6L V8 400 CID | 1979 | Main | US1121 |
| 6.6L V8 400 CID | 1980 | Base, High Sierra, Sierra Classic, Sierra Grande | US1121 |
| 6.6L V8 400 CID | 1980 | High performance - Base, High Sierra, Sierra Classic, Sierra Grande | US1121H |
| 7.4L V8 454 CID | 1980-1982 | Base, High Sierra, Sierra Classic, Sierra Grande | US1002 |
| 7.4L V8 454 CID | 1980-1982 | High performance - Base, High Sierra, Sierra Classic, Sierra Grande | US1002H |
| 7.4L V8 454 CID | 1983-1986 | Base, High Sierra, Sierra Classic | US1002 |
| 7.4L V8 454 CID | 1983-1986 | High performance - Base, High Sierra, Sierra Classic | US1002H |
| 7.4L V8 454 CID | 1988-1993 | High performance - Sierra SLE, Sierra SLX, Sierra | US5038H |
| 7.4L V8 454 CID | 1988-1993 | Sierra SLE, Sierra, Sierra SLX | US5038 |
| 7.4L V8 454 CID | 1994-2000 | High performance - Sierra SL, Sierra SLT, Sierra SLE | US5038H |
| 7.4L V8 454 CID | 1994-2000 | Sierra SL, Sierra SLT, Sierra SLE | US5038 |
| MICROBUS (MEX) | | | |
| 5.7L V8 5700cc 350 CID | 1990-1991 | | US5049 |
| P15 | | | |
| 4.8L L6 292 CID | 1975-1978 | Main | US5030 |
| P15/P1500 VAN | | | |
| 4.8L L6 292 CID | 1967 | Main | US896 |
| 6.6L V8 400 CID | 1971-1972 | Main | US981 |
| P1500 | | | |
| 4.8L L6 292 CID | 1979 | Main | US5030 |
| 4.8L L6 292 CID | 1980 | Base, Value Van | US5030 |
| P25 | | | |
| 4.8L L6 292 CID | 1975-1977 | High performance - Main | US1137H |
| 4.8L L6 292 CID | 1975-1977 | Main | US1137 |
| 4.8L L6 292 CID | 1978 | Main | US5030 |
| 5.7L V8 350 CID | 1975-1976 | High performance - Main | US1109H |
| 5.7L V8 350 CID | 1975-1976 | Main | US1109 |
| 5.7L V8 350 CID | 1977-1978 | High performance - Main | US1121H |
| 5.7L V8 350 CID | 1977-1978 | Main | US1121 |
| P25/P2500 VAN | | | |
| 4.8L L6 292 CID | 1967-1974 | Main | US896 |
| 4.8L L6 4786cc 292 CID | 1973-1974 | Main | US896 |
| 6.6L V8 400 CID | 1971-1972 | Main | US981 |
| P2500 | | | |
| 4.8L L6 292 CID | 1979 | Main | US5030 |
| 4.8L L6 292 CID | 1980-1989 | Base, Value Van | US5030 |
| 4.8L L6 292 CID | 1985 | | US5030 |
| 5.7L V8 350 CID | 1979 | High performance - Main | US1121H |
| 5.7L V8 350 CID | 1979 | Main | US1121 |
| 5.7L V8 350 CID | 1980-1989 | Base, Value Van | US1121 |
| 6.2L V8 379 CID | 1982-1989 | Base, Value Van | US5008 |
| P35 | | | |
| 4.8L L6 292 CID | 1975-1977 | High performance - Main | US1137H |
| 4.8L L6 292 CID | 1975-1977 | Main | US1137 |
| 4.8L L6 292 CID | 1978 | Main | US5030 |
| 5.7L V8 350 CID | 1975-1976 | High performance - Main | US1109H |
| 5.7L V8 350 CID | 1975-1976 | Main | US1109 |
| 5.7L V8 350 CID | 1977-1978 | High performance - Main | US1121H |
| 5.7L V8 350 CID | 1977-1978 | Main | US1121 |
| P35/P3500 VAN | | | |
| 4.8L L6 292 CID | 1967-1974 | Main | US896 |
| 4.8L L6 4786cc 292 CID | 1973-1974 | Main | US896 |
| 6.6L V8 400 CID | 1971-1972 | Main | US981 |
| P3500 | | | |
| 4.3L V6 262 CID | 1990 | Base, Value Van | US1121 |
| 4.3L V6 262 CID | 1990 | High performance - Base, Value Van | US1121H |
| 4.3L V6 262 CID | 1991-1995 | Base | US1121 |

| Engine | Years | Application Description | USMW |
|------------------------|-----------|--|---------|
| 4.3L V6 262 CID | 1991-1995 | High performance - Base | US1121H |
| 4.3L V6 262 CID | 1996-1999 | Base | US5077 |
| 4.3L V6 262 CID | 1996-1999 | High performance - Base | US5077H |
| 4.8L L6 292 CID | 1979 | Main | US5030 |
| 4.8L L6 292 CID | 1980-1989 | Base, Value Van | US5030 |
| 4.8L L6 292 CID | 1985 | | US5030 |
| 5.7L V8 350 CID | 1979 | High performance - Main | US1121H |
| 5.7L V8 350 CID | 1979 | Main | US1121 |
| 5.7L V8 350 CID | 1980-1988 | | US1121 |
| 5.7L V8 350 CID | 1981-1990 | Base, Value Van | US1121 |
| 5.7L V8 350 CID | 1985-1990 | High performance - Base, Value Van | US1121H |
| 5.7L V8 350 CID | 1987-1988 | High performance | US1121H |
| 5.7L V8 350 CID | 1991-1995 | Base | US1121 |
| 5.7L V8 350 CID | 1991-1995 | High performance - Base | US1121H |
| 5.7L V8 350 CID | 1996 | High performance | US5077H |
| 5.7L V8 350 CID | 1996 | | US5077 |
| 5.7L V8 350 CID | 1997-1999 | Base | US5077 |
| 5.7L V8 350 CID | 1997-1999 | High performance - Base | US5077H |
| 6.2L V8 379 CID | 1982-1990 | Base, Value Van | US5008 |
| 6.2L V8 379 CID | 1991-1993 | Base | US5008 |
| 6.5L V8 395 CID | 1994-1996 | Base | US5062 |
| 6.5L V8 395 CID | 1997-1998 | | US5074 |
| 6.5L V8 395 CID | 1999 | | US5086 |
| 7.4L V8 454 CID | 1980-1990 | Base, Value Van | US1002 |
| 7.4L V8 454 CID | 1985-1990 | High performance - Base, Value Van | US1002H |
| 7.4L V8 454 CID | 1991-1995 | Base | US1002 |
| 7.4L V8 454 CID | 1991-1995 | High performance - Base | US1002H |
| 7.4L V8 454 CID | 1996-1999 | High performance | US1002H |
| 7.4L V8 454 CID | 1996-1999 | | US1002 |
| P3500 (MEX) | | | |
| 5.7L V8 5700cc 350 CID | 1989-1991 | Van | US5049 |
| P6500 | | | |
| 6.0L V8 366 CID | 1992-1996 | | US5078 |
| 7.0L V8 6998cc 427 CID | 1992-1996 | | US5078 |
| PB15 SERIES | | | |
| 4.8L L6 4801cc 292 CID | 1966 | Main | US896 |
| PB1500 SERIES | | | |
| 4.8L L6 4801cc 292 CID | 1965 | Main | US896 |
| PB25 SERIES | | | |
| 4.8L L6 4801cc 292 CID | 1966 | Main | US896 |
| PB2500 SERIES | | | |
| 4.8L L6 4801cc 292 CID | 1965 | Main | US896 |
| R1500 | | | |
| 4.3L V6 262 CID | 1987 | Base, High Sierra, Sierra Classic | US1121 |
| 4.3L V6 262 CID | 1987 | High performance - Base, High Sierra, Sierra Classic | US1121H |
| 5.0L V8 305 CID | 1987 | Base, High Sierra, Sierra Classic | US1121 |
| 5.0L V8 305 CID | 1987 | High performance - Base, High Sierra, Sierra Classic | US1121H |
| 5.7L V8 350 CID | 1987 | Base, High Sierra, Sierra Classic | US1121 |
| 5.7L V8 350 CID | 1987 | High performance - Base, High Sierra, Sierra Classic | US1121H |
| 6.2L V8 379 CID | 1987 | Base, High Sierra, Sierra Classic | US5008 |
| R1500 SUBURBAN | | | |
| 5.0L V8 305 CID | 1987 | Base, High Sierra, Sierra Classic | US1121 |
| 5.0L V8 305 CID | 1987 | High performance - Base, High Sierra, Sierra Classic | US1121H |
| 5.7L V8 350 CID | 1987 | Base, Sierra Classic, High Sierra | US1121 |
| 5.7L V8 350 CID | 1987 | High performance - Base, Sierra Classic, High Sierra | US1121H |
| 5.7L V8 350 CID | 1988 | Base, Sierra Classic | US1121 |
| 5.7L V8 350 CID | 1988 | High performance - Base, Sierra Classic | US1121H |
| 5.7L V8 350 CID | 1989 | Base, Sierra Classic | US5049 |
| 5.7L V8 350 CID | 1989 | High performance - Base, Sierra Classic | US5049H |
| 5.7L V8 350 CID | 1990 | Base, SLE | US5049 |
| 5.7L V8 350 CID | 1990 | High performance - Base, SLE | US5049H |
| 5.7L V8 350 CID | 1991 | Base | US5049 |
| 5.7L V8 350 CID | 1991 | High performance - Base | US5049H |

| Engine | Years | Application Description | USMW |
|-------------------------------|-----------|--|---------|
| GMC (CONT.) | | | |
| R1500 SUBURBAN (CONT.) | | | |
| 6.2L V8 379 CID | 1987 | Base, High Sierra, Sierra Classic | US5008 |
| 6.2L V8 379 CID | 1988-1989 | Base, Sierra Classic | US5062 |
| 6.2L V8 379 CID | 1990 | Base, SLE | US5062 |
| 6.2L V8 379 CID | 1991 | Base | US5062 |
| R2500 | | | |
| 4.3L V6 262 CID | 1987 | Base, High Sierra, Sierra Classic | US1121 |
| 4.3L V6 262 CID | 1987 | High performance - Base, High Sierra, Sierra Classic | US1121H |
| 4.8L L6 292 CID | 1987-1988 | Base, High Sierra, Sierra Classic | US5030 |
| 5.0L V8 305 CID | 1987 | Base, High Sierra, Sierra Classic | US1121 |
| 5.0L V8 305 CID | 1987 | High performance - Base, High Sierra, Sierra Classic | US1121H |
| 5.7L V8 350 CID | 1987-1989 | Base, High Sierra, Sierra Classic | US1121 |
| 5.7L V8 350 CID | 1987-1989 | High performance - Base, High Sierra, Sierra Classic | US1121H |
| 6.2L V8 379 CID | 1987 | | US5008 |
| 6.2L V8 379 CID | 1988-1989 | Base, High Sierra, Sierra Classic | US5008 |
| 7.4L V8 454 CID | 1987-1989 | Base, High Sierra, Sierra Classic | US1002 |
| 7.4L V8 454 CID | 1987-1989 | High performance - Base, High Sierra, Sierra Classic | US1002H |
| R2500 SUBURBAN | | | |
| 5.7L V8 350 CID | 1987 | Base, Sierra Classic, High Sierra | US1121 |
| 5.7L V8 350 CID | 1987 | High performance - Base, Sierra Classic, High Sierra | US1121H |
| 5.7L V8 350 CID | 1988 | Base, Sierra Classic | US1121 |
| 5.7L V8 350 CID | 1988 | High performance - Base, Sierra Classic | US1121H |
| 5.7L V8 350 CID | 1989 | Base, Sierra Classic | US5049 |
| 5.7L V8 350 CID | 1989 | High performance - Base, Sierra Classic | US5049H |
| 5.7L V8 350 CID | 1990 | Base, SLE | US5049 |
| 5.7L V8 350 CID | 1990 | High performance - Base, SLE | US5049H |
| 5.7L V8 350 CID | 1991 | Base | US5049 |
| 5.7L V8 350 CID | 1991 | High performance - Base | US5049H |
| 6.2L V8 379 CID | 1987 | Base, High Sierra, Sierra Classic | US5008 |
| 6.2L V8 379 CID | 1988-1989 | Base, Sierra Classic | US5062 |
| 6.2L V8 379 CID | 1990 | Base, SLE | US5062 |
| 6.2L V8 379 CID | 1991 | Base | US5062 |
| 7.4L V8 454 CID | 1987 | Base, Sierra Classic, High Sierra | US1002 |
| 7.4L V8 454 CID | 1987 | High performance - Base, Sierra Classic, High Sierra | US1002H |
| 7.4L V8 454 CID | 1988 | Base, Sierra Classic | US1002 |
| 7.4L V8 454 CID | 1988 | High performance - Base, Sierra Classic | US1002H |
| 7.4L V8 454 CID | 1989 | Base, Sierra Classic | US5038 |
| 7.4L V8 454 CID | 1989 | High performance - Base, Sierra Classic | US5038H |
| 7.4L V8 454 CID | 1990 | Base, SLE | US5038 |
| 7.4L V8 454 CID | 1990 | High performance - Base, SLE | US5038H |
| 7.4L V8 454 CID | 1991 | Base | US5038 |
| 7.4L V8 454 CID | 1991 | High performance - Base | US5038H |
| R3500 | | | |
| 4.8L L6 292 CID | 1987-1988 | Base, High Sierra, Sierra Classic | US5030 |
| 5.7L V8 350 CID | 1987-1988 | High performance - Base | US1121H |
| 5.7L V8 350 CID | 1987-1988 | | US1121 |
| 5.7L V8 350 CID | 1989 | Base, High Sierra, Sierra Classic | US1121 |
| 5.7L V8 350 CID | 1989 | High performance - Base, High Sierra, Sierra Classic | US1121H |
| 5.7L V8 350 CID | 1990-1991 | Base, SLE | US1121 |
| 5.7L V8 350 CID | 1990-1991 | High performance - Base, SLE | US1121H |
| 6.2L V8 379 CID | 1987-1989 | Base, High Sierra, Sierra Classic | US5008 |
| 6.2L V8 379 CID | 1990-1991 | Base, SLE | US5008 |
| 7.4L V8 454 CID | 1987-1989 | High performance - Base | US1002H |
| 7.4L V8 454 CID | 1987-1989 | | US1002 |
| 7.4L V8 454 CID | 1990-1991 | Base, SLE | US1002 |
| 7.4L V8 454 CID | 1990-1991 | High performance - Base, SLE | US1002H |
| S15 | | | |
| 1.9L L4 119 CID | 1982 | Base, High Sierra, Sierra Classic, Sierra Grande | US5013 |
| 1.9L L4 119 CID | 1983-1985 | Base, High Sierra, Sierra Classic | US5013 |
| 2.0L L4 122 CID | 1983-1984 | Base, High Sierra, Sierra Classic | US5015 |

| Engine | Years | Application Description | USMW |
|------------------------|-----------|---|---------|
| 2.2L L4 134 CID | 1984-1985 | Base, High Sierra, Sierra Classic | US5021 |
| 2.5L L4 2474cc 151 CID | 1985 | Base, High Sierra, Sierra Classic | US5022 |
| 2.5L L4 2474cc 151 CID | 1986 | Base, High Sierra, Sierra Classic, Gypsy | US5022 |
| 2.5L L4 2474cc 151 CID | 1987 | Base, High Sierra, Sierra Classic, EL, Gypsy | US5040 |
| 2.5L L4 2474cc 151 CID | 1988 | Base, High Sierra, Sierra Classic, Gypsy | US5040 |
| 2.5L L4 2474cc 151 CID | 1989-1990 | Base, High Sierra, Sierra Classic | US5040 |
| 2.8L V6 173 CID | 1982 | Base, High Sierra, Sierra Classic, Sierra Grande | US5006 |
| 2.8L V6 173 CID | 1983-1985 | Base, High Sierra, Sierra Classic | US5006 |
| 2.8L V6 173 CID | 1986 | Base, High Sierra, Sierra Classic, Gypsy | US5006 |
| 2.8L V6 173 CID | 1987 | Base, High Sierra, Sierra Classic, EL, Gypsy | US5035 |
| 2.8L V6 173 CID | 1988 | Base, High Sierra, Sierra Classic, Gypsy | US5035 |
| 2.8L V6 173 CID | 1989-1990 | Base, High Sierra, Sierra Classic | US5035 |
| 4.3L V6 262 CID | 1988 | Base, High Sierra, Sierra Classic, Gypsy | US5049 |
| 4.3L V6 262 CID | 1988 | High performance - Base, High Sierra, Sierra Classic, Gypsy | US5049H |
| 4.3L V6 262 CID | 1989-1990 | Base, High Sierra, Sierra Classic | US5049 |
| 4.3L V6 262 CID | 1989-1990 | High performance - Base, High Sierra, Sierra Classic | US5049H |
| S15 JIMMY | | | |
| 1.9L L4 119 CID | 1983-1984 | Base, Gypsy, Sierra Classic | US5013 |
| 2.0L L4 122 CID | 1983-1984 | Base, Gypsy, Sierra Classic | US5015 |
| 2.5L L4 2474cc 151 CID | 1985 | Base, Gypsy, Sierra Classic, High Sierra | US5022 |
| 2.5L L4 2474cc 151 CID | 1986 | Base, Gypsy, Sierra Classic | US5022 |
| 2.5L L4 2474cc 151 CID | 1987 | Base, Gypsy, Sierra Classic | US5040 |
| 2.5L L4 2474cc 151 CID | 1988 | Base, Gypsy, Sierra Classic, Timberline | US5040 |
| 2.8L V6 173 CID | 1983-1986 | Base, Gypsy, Sierra Classic | US5006 |
| 2.8L V6 173 CID | 1985 | Base, Gypsy, Sierra Classic, High Sierra | US5006 |
| 2.8L V6 173 CID | 1987 | Base, Gypsy, Sierra Classic | US5035 |
| 2.8L V6 173 CID | 1988-1989 | Base, Gypsy, Sierra Classic, Timberline | US5035 |
| 4.3L V6 262 CID | 1988-1989 | Base, Gypsy, Sierra Classic, Timberline | US5049 |
| 4.3L V6 262 CID | 1988-1989 | High performance - Base, Gypsy, Sierra Classic, Timberline | US5049H |
| 4.3L V6 262 CID | 1990 | Base, Gypsy, Sierra Classic | US5049 |
| 4.3L V6 262 CID | 1990 | High performance - Base, Gypsy, Sierra Classic | US5049H |
| 4.3L V6 262 CID | 1991 | Base, SLE, SLS, SLT | US5049 |
| 4.3L V6 262 CID | 1991 | High performance - Base, SLE, SLS, SLT | US5049H |
| SAFARI | | | |
| 2.5L L4 2474cc 151 CID | 1985-1986 | Base, SL, SLE, SLX | US5022 |
| 2.5L L4 2474cc 151 CID | 1987 | Base, SLE, SLT, SLX, SL | US5040 |
| 2.5L L4 2474cc 151 CID | 1988-1990 | Base, SLE, SLT, SLX | US5040 |
| 4.3L V6 262 CID | 1985-1986 | Base, SL, SLE, SLX | US1121 |
| 4.3L V6 262 CID | 1985-1986 | High performance - Base, SL, SLE, SLX | US1121H |
| 4.3L V6 262 CID | 1987-1995 | Base, SLE, SLT, SLX | US5049 |
| 4.3L V6 262 CID | 1987-1995 | High performance - Base, SLE, SLT, SLX | US5049H |
| 4.3L V6 262 CID | 1988-1994 | Base, SLE, SLT, SLX | US5049 |
| 4.3L V6 262 CID | 1988-1994 | High performance - Base, SLE, SLT, SLX | US5049H |
| 4.3L V6 262 CID | 1991-1992 | Base, SLE, SLT | US5049 |
| 4.3L V6 262 CID | 1991-1992 | High performance - Base, SLE, SLT | US5049H |
| 4.3L V6 262 CID | 1993 | Base, SLE, SLT, GT | US5049 |
| 4.3L V6 262 CID | 1993 | High performance - Base, SLE, SLT, GT | US5049H |
| 4.3L V6 262 CID | 1996-1997 | Base, SL, SLE, SLT, SLX | US5077 |
| 4.3L V6 262 CID | 1996-1997 | High performance - Base, SL, SLE, SLT, SLX | US5077H |
| 4.3L V6 262 CID | 1998 | High performance - SL, SLE, SLT, SLX | US5077H |
| 4.3L V6 262 CID | 1998 | SL, SLE, SLT, SLX | US5077 |
| 4.3L V6 262 CID | 1999-2002 | High performance - SL, SLE, SLT | US5077H |
| 4.3L V6 262 CID | 1999-2002 | SL, SLE, SLT | US5077 |
| 4.3L V6 262 CID | 2003-2005 | Base, SLE, SLT | US5077 |
| 4.3L V6 262 CID | 2003-2005 | High performance - Base, SLE, SLT | US5077H |
| SAVANA 1500 | | | |
| 4.3L V6 262 CID | 1996-2005 | Base, SLE | US5077 |
| 4.3L V6 262 CID | 1996-2005 | High performance - Base, SLE | US5077H |
| 4.3L V6 262 CID | 2001-2002 | Base, SLT | US5077 |
| 4.3L V6 262 CID | 2001-2002 | High performance - Base, SLT | US5077H |
| 4.3L V6 262 CID | 2006 | Base, LS, LT | US5077 |
| 4.3L V6 262 CID | 2006 | High performance - Base, LS, LT | US5077H |
| 4.3L V6 262 CID | 2007-2011 | High performance - Base | US5077H |
| 4.3L V6 262 CID | 2007-2014 | Base | US5077 |
| 4.3L V6 4293cc 262 CID | 2013 | Base | US5077 |
| 5.0L V8 305 CID | 1996-2000 | Base, SLE | US5077 |

| Engine | Years | Application Description | USMW |
|----------------------------|-----------|---|----------|
| GMC (CONT.) | | | |
| SAVANA 1500 (CONT.) | | | |
| 5.0L V8 305 CID | 1996-2000 | High performance - Base, SLE | US5077H |
| 5.0L V8 305 CID | 2001-2002 | Base, SLT | US5077 |
| 5.0L V8 305 CID | 2001-2002 | High performance - Base, SLT | US5077H |
| 5.3L V8 5328cc 325 CID | 2003-2005 | Base, SLE | US64 |
| 5.3L V8 5328cc 325 CID | 2003-2005 | Base; SLE; Includes thermostat and thermostat housing | US64-T |
| 5.3L V8 5328cc 325 CID | 2006 | Base, LS, LT | US64 |
| 5.3L V8 5328cc 325 CID | 2006 | Base; LS; LT; Includes thermostat and thermostat housing | US64-T |
| 5.3L V8 5328cc 325 CID | 2007-2014 | Base, LS, LT | US6009 |
| 5.3L V8 5328cc 325 CID | 2007-2014 | Base; LS; LT; Includes thermostat and thermostat housing | US6009-T |
| 5.7L V8 350 CID | 1996-2000 | Base, SLE | US5077 |
| 5.7L V8 350 CID | 1996-2000 | High performance - Base, SLE | US5077H |
| 5.7L V8 350 CID | 2001-2002 | Base, SLT | US5077 |
| 5.7L V8 350 CID | 2001-2002 | High performance - Base, SLT | US5077H |
| SAVANA 2500 | | | |
| 4.3L V6 262 CID | 1996-1998 | High performance - Base | US5077H |
| 4.3L V6 262 CID | 1996-2003 | Base | US5077 |
| 4.3L V6 262 CID | 1999-2005 | High performance - Base, SLE | US5077H |
| 4.3L V6 262 CID | 2001-2002 | High performance - Base, SLT | US5077H |
| 4.3L V6 262 CID | 2002 | Base, SLT | US5077 |
| 4.3L V6 262 CID | 2004-2005 | Base, SLE | US5077 |
| 4.8L V8 294 CID | 2003-2006 | Base | US64 |
| 4.8L V8 294 CID | 2003-2006 | Base; Includes thermostat and thermostat housing | US64-T |
| 4.8L V8 294 CID | 2004-2005 | Base, SLE | US64 |
| 4.8L V8 294 CID | 2004-2005 | Base; SLE; Includes thermostat and thermostat housing | US64-T |
| 4.8L V8 294 CID | 2007-2011 | Base | US6009 |
| 4.8L V8 294 CID | 2007-2011 | Base; Includes thermostat and thermostat housing | US6009-T |
| 4.8L V8 294 CID | 2012-2014 | Base, LS, LT | US6009 |
| 4.8L V8 294 CID | 2012-2014 | Base; LS; LT; Includes thermostat and thermostat housing | US6009-T |
| 5.0L V8 305 CID | 1996-2000 | Base, SLE | US5077 |
| 5.0L V8 305 CID | 1996-2000 | High performance - Base, SLE | US5077H |
| 5.0L V8 305 CID | 2001-2002 | High performance - Base, SLT | US5077H |
| 5.0L V8 305 CID | 2001 | Base | US5077 |
| 5.0L V8 305 CID | 2002 | Base, SLT | US5077 |
| 5.3L V8 5328cc 325 CID | 2003-2005 | Base, SLE | US64 |
| 5.3L V8 5328cc 325 CID | 2003-2005 | Base; SLE; Includes thermostat and thermostat housing | US64-T |
| 5.7L V8 350 CID | 1996-2000 | Base, SLE | US5077 |
| 5.7L V8 350 CID | 1996-2000 | High performance - Base, SLE | US5077H |
| 5.7L V8 350 CID | 2001-2002 | High performance - Base, SLT | US5077H |
| 5.7L V8 350 CID | 2001 | Base | US5077 |
| 5.7L V8 350 CID | 2002 | Base, SLT | US5077 |
| 6.0L V8 5967cc 364 CID | 2003-2005 | Base, SLE | US64 |
| 6.0L V8 5967cc 364 CID | 2003-2005 | High performance - Base, SLE | US64-T |
| 6.0L V8 5967cc 364 CID | 2006 | Base | US64 |
| 6.0L V8 5967cc 364 CID | 2006 | Base; Includes thermostat and thermostat housing | US64-T |
| 6.0L V8 5967cc 364 CID | 2007-2010 | Base, LS, LT | US6009 |
| 6.0L V8 5967cc 364 CID | 2007-2010 | Base; LS; LT; Includes thermostat and thermostat housing | US6009-T |
| 6.0L V8 5967cc 364 CID | 2011-2014 | Base, LS, LT | US6009-T |
| 6.0L V8 5967cc 364 CID | 2011-2014 | Base; LS; LT; Includes thermostat and thermostat housing | US6009 |
| 6.5L V8 395 CID | 1996-1998 | Base, SLE | US5074 |
| 6.5L V8 395 CID | 1999-2000 | Base, SLE | US5086 |
| 6.5L V8 395 CID | 2001 | Base | US5086 |
| 6.5L V8 395 CID | 2002 | Base, SLT | US5086 |
| 6.6L V8 6599cc 403 CID | 2006-2014 | Base | US72 |
| SAVANA 3500 | | | |
| 4.8L V8 294 CID | 2004-2006 | Base | US64 |

| Engine | Years | Application Description | USMW |
|------------------------|-----------|---|----------|
| 4.8L V8 294 CID | 2004-2006 | Base; Includes thermostat and thermostat housing | US64-T |
| 4.8L V8 294 CID | 2005 | Base, SLE | US64 |
| 4.8L V8 294 CID | 2005 | Base; SLE; Includes thermostat and thermostat housing | US64-T |
| 4.8L V8 294 CID | 2007-2011 | Base | US6009 |
| 4.8L V8 294 CID | 2007-2011 | Base; Includes thermostat and thermostat housing | US6009-T |
| 4.8L V8 294 CID | 2012-2014 | Base, LS, LT | US6009 |
| 4.8L V8 294 CID | 2012-2014 | Base; LS; LT; Includes thermostat and thermostat housing | US6009-T |
| 5.7L V8 350 CID | 1996-2000 | Base, SLE | US5077 |
| 5.7L V8 350 CID | 1996-2000 | High performance - Base, SLE | US5077H |
| 5.7L V8 350 CID | 2001-2002 | Base, SLT | US5077 |
| 5.7L V8 350 CID | 2001-2002 | High performance - Base, SLT | US5077H |
| 6.0L V8 5967cc 364 CID | 2003-2005 | Base, SLE | US64 |
| 6.0L V8 5967cc 364 CID | 2003-2005 | High performance - Base, SLE | US64-T |
| 6.0L V8 5967cc 364 CID | 2006 | Base, LS, LT | US64 |
| 6.0L V8 5967cc 364 CID | 2006 | Base; LS; LT; Includes thermostat and thermostat housing | US64-T |
| 6.0L V8 5967cc 364 CID | 2007-2010 | Base, LS, LT | US6009 |
| 6.0L V8 5967cc 364 CID | 2007-2010 | Base; LS; LT; Includes thermostat and thermostat housing | US6009-T |
| 6.0L V8 5967cc 364 CID | 2011-2014 | Base, LS, LT | US6009-T |
| 6.0L V8 5967cc 364 CID | 2011-2014 | Base; LS; LT; Includes thermostat and thermostat housing | US6009 |
| 6.5L V8 395 CID | 1996-1998 | Base, SLE | US5074 |
| 6.5L V8 395 CID | 1999-2000 | Base, SLE | US5086 |
| 6.5L V8 395 CID | 2001-2002 | Base, SLT | US5086 |
| 6.6L V8 6599cc 403 CID | 2006-2014 | Base | US72 |
| 7.4L V8 454 CID | 1996-2000 | Base, SLE | US5038 |
| 7.4L V8 454 CID | 1996-2000 | High performance - Base, SLE | US5038H |
| 8.1L V8 496 CID | 2001-2002 | Base, SLT | US5090 |
| SAVANA 4500 | | | |
| 6.0L V8 5967cc 364 CID | 2009-2012 | Base | US6009 |
| 6.0L V8 5967cc 364 CID | 2009-2012 | Base; Includes thermostat and thermostat housing | US6009-T |
| 6.0L V8 5967cc 364 CID | 2013-2014 | Base | US6009-T |
| 6.0L V8 5967cc 364 CID | 2013-2014 | Base; Includes thermostat and thermostat housing | US6009 |
| 6.6L V8 6599cc 403 CID | 2009-2014 | Base | US72 |
| SIERRA (MEX) | | | |
| 5.3L V8 5300cc 323 CID | 2010-2012 | | US6009 |
| 5.3L V8 5300cc 323 CID | 2014 | All Terrain, SLE, SLT | US6009 |
| SIERRA 1500 | | | |
| 4.3L V6 262 CID | 1999-2001 | High performance - SL, SLE, SLT | US5077H |
| 4.3L V6 262 CID | 1999-2001 | SL, SLE, SLT | US5077 |
| 4.3L V6 262 CID | 2002-2003 | Base, SL, SLE, SLT, WT | US5077 |
| 4.3L V6 262 CID | 2002 | High performance | US5077H |
| 4.3L V6 262 CID | 2003 | High performance - Base, SL, SLE, SLT, WT | US5077H |
| 4.3L V6 262 CID | 2004 | Base, SLE, SLT, WT | US5077 |
| 4.3L V6 262 CID | 2004 | High performance - Base, SLE, SLT, WT | US5077H |
| 4.3L V6 262 CID | 2005 | Base, WT | US5077 |
| 4.3L V6 262 CID | 2005 | High performance - Base, WT | US5077H |
| 4.3L V6 262 CID | 2006 | High performance - SL, WT | US5077H |
| 4.3L V6 262 CID | 2006 | SL, WT | US5077 |
| 4.3L V6 262 CID | 2007-2011 | High performance - WT | US5077H |
| 4.3L V6 262 CID | 2007-2013 | WT | US5077 |
| 4.8L V8 294 CID | 1999-2001 | SL, SLE, SLT | US64 |
| 4.8L V8 294 CID | 1999-2001 | SL; SLE; SLT; Includes thermostat and thermostat housing | US64-T |
| 4.8L V8 294 CID | 2002 | Base, HT, SL, SLE, SLT, WT | US64 |
| 4.8L V8 294 CID | 2002 | Base; HT; SL; SLE; SLT; WT; Includes thermostat and thermostat housing | US64-T |
| 4.8L V8 294 CID | 2003 | Base, SL, SLE, SLT, WT | US64 |
| 4.8L V8 294 CID | 2003 | Base; SL; SLE; SLT; WT; Includes thermostat and thermostat housing | US64-T |
| 4.8L V8 294 CID | 2004 | Base, SLE, SLT, WT | US64 |

| Engine | Years | Application Description | USMW |
|----------------------------|-----------|---|----------|
| GMC (CONT.) | | | |
| SIERRA 1500 (CONT.) | | | |
| 4.8L V8 294 CID | 2004 | Base; SLE; SLT; WT; Includes thermostat and thermostat housing | US64-T |
| 4.8L V8 294 CID | 2005 | Base, SLE, WT | US64 |
| 4.8L V8 294 CID | 2005 | Base; SLE; WT; Includes thermostat and thermostat housing | US64-T |
| 4.8L V8 294 CID | 2006 | SL, SLE, WT | US64 |
| 4.8L V8 294 CID | 2006 | SL; SLE; WT; Includes thermostat and thermostat housing | US64-T |
| 4.8L V8 294 CID | 2007 | SLE, WT | US6009 |
| 4.8L V8 294 CID | 2007 | SLE; WT; Includes thermostat and thermostat housing | US6009-T |
| 4.8L V8 294 CID | 2008-2013 | SL, SLE, WT | US6009 |
| 4.8L V8 294 CID | 2008-2013 | SL; SLE; WT; Includes thermostat and thermostat housing | US6009-T |
| 5.3L V8 5328cc 325 CID | 1999-2001 | SL, SLE, SLT | US64 |
| 5.3L V8 5328cc 325 CID | 1999-2001 | SL; SLE; SLT; Includes thermostat and thermostat housing | US64-T |
| 5.3L V8 5328cc 325 CID | 2002-2006 | Base, SL, SLE, SLT, WT | US64 |
| 5.3L V8 5328cc 325 CID | 2002-2006 | Base; SL; SLE; SLT; WT; Includes thermostat and thermostat housing | US64-T |
| 5.3L V8 5328cc 325 CID | 2007-2013 | SL, SLE, WT | US6009 |
| 5.3L V8 5328cc 325 CID | 2007-2013 | SL; SLE; WT; Includes thermostat and thermostat housing | US6009-T |
| 6.0L V8 5967cc 364 CID | 2001 | C3 | US64 |
| 6.0L V8 5967cc 364 CID | 2001 | C3; Includes thermostat and thermostat housing | US64-T |
| 6.0L V8 5967cc 364 CID | 2002-2004 | Denali | US64 |
| 6.0L V8 5967cc 364 CID | 2002-2004 | Denali; Includes thermostat and thermostat housing | US64-T |
| 6.0L V8 5967cc 364 CID | 2005-2006 | Denali, SLE, SLT | US64 |
| 6.0L V8 5967cc 364 CID | 2005-2006 | Denali; SLE; SLT; Includes thermostat and thermostat housing | US64-T |
| 6.0L V8 5967cc 364 CID | 2007-2008 | SLE, SLT | US6009 |
| 6.0L V8 5967cc 364 CID | 2007-2008 | SLE; SLT; Includes thermostat and thermostat housing | US6009-T |
| 6.0L V8 5967cc 364 CID | 2009 | Hybrid, SLE, SLT | US6009 |
| 6.0L V8 5967cc 364 CID | 2009 | Hybrid; SLE; SLT; Includes thermostat and thermostat housing | US6009-T |
| 6.0L V8 5967cc 364 CID | 2010-2013 | Hybrid | US6009 |
| 6.0L V8 5967cc 364 CID | 2010-2013 | Hybrid; Includes thermostat and thermostat housing | US6009-T |
| 6.2L V8 6162cc 376 CID | 2007-2008 | Denali | US6009 |
| 6.2L V8 6162cc 376 CID | 2007-2008 | Denali; Includes thermostat and thermostat housing | US6009-T |
| 6.2L V8 6162cc 376 CID | 2009 | Denali, SLT | US6009 |
| 6.2L V8 6162cc 376 CID | 2009 | Denali; SLT; Includes thermostat and thermostat housing | US6009-T |
| 6.2L V8 6162cc 376 CID | 2010-2013 | Denali, SLE, SLT | US6009 |
| 6.2L V8 6162cc 376 CID | 2010-2013 | Denali; SLE; SLT; Includes thermostat and thermostat housing | US6009-T |
| SIERRA 1500 CLASSIC | | | |
| 4.3L V6 262 CID | 2007 | SL, WT | US5077 |
| 4.8L V8 294 CID | 2007 | SL, SLE, WT | US6009 |
| 4.8L V8 294 CID | 2007 | SL; SLE; WT; Includes thermostat and thermostat housing | US6009-T |
| 5.3L V8 5328cc 325 CID | 2007 | SL, SLE, WT | US6009 |
| 5.3L V8 5328cc 325 CID | 2007 | SL; SLE; WT; Includes thermostat and thermostat housing | US6009-T |
| 6.0L V8 5967cc 364 CID | 2007 | Denali, SLE, SLT | US6009 |
| 6.0L V8 5967cc 364 CID | 2007 | Denali; SLE; SLT; Includes thermostat and thermostat housing | US6009-T |
| SIERRA 1500 HD | | | |
| 6.0L V8 5967cc 364 CID | 2001-2006 | SLE, SLT | US64 |
| 6.0L V8 5967cc 364 CID | 2001-2006 | SLE; SLT; Includes thermostat and thermostat housing | US64-T |

| Engine | Years | Application Description | USMW |
|-------------------------------|-----------|---|----------|
| SIERRA 1500 HD CLASSIC | | | |
| 6.0L V8 5967cc 364 CID | 2007 | SLE, SLT | US6009 |
| 6.0L V8 5967cc 364 CID | 2007 | SLE; SLT; Includes thermostat and thermostat housing | US6009-T |
| SIERRA 2500 | | | |
| 5.3L V8 5328cc 325 CID | 1999-2000 | SL, SLE, SLT | US64 |
| 5.3L V8 5328cc 325 CID | 1999-2000 | SL; SLE; SLT; Includes thermostat and thermostat housing | US64-T |
| 6.0L V8 5967cc 364 CID | 1999-2001 | SL, SLE, SLT | US64 |
| 6.0L V8 5967cc 364 CID | 1999-2001 | SL; SLE; SLT; Includes thermostat and thermostat housing | US64-T |
| 6.0L V8 5967cc 364 CID | 2002 | Base, SL, SLT | US64 |
| 6.0L V8 5967cc 364 CID | 2002 | Base, SL, SLT; Includes thermostat and thermostat housing | US64-T |
| 6.0L V8 5967cc 364 CID | 2003-2004 | Base, SLE, SLT, WT | US64 |
| 6.0L V8 5967cc 364 CID | 2003-2004 | Base; SLE; SLT; WT; Includes thermostat and thermostat housing | US64-T |
| SIERRA 2500 HD | | | |
| 6.0L V8 5967cc 364 CID | 2001 | SL, SLE, SLT | US64 |
| 6.0L V8 5967cc 364 CID | 2001 | SL; SLE; SLT; Includes thermostat and thermostat housing | US64-T |
| 6.0L V8 5967cc 364 CID | 2002-2005 | Base, SLE, SLT, WT | US64 |
| 6.0L V8 5967cc 364 CID | 2002-2005 | Base; SLE; SLT; WT; Includes thermostat and thermostat housing | US64-T |
| 6.0L V8 5967cc 364 CID | 2006 | SL, SLE, SLT, WT | US64 |
| 6.0L V8 5967cc 364 CID | 2006 | SL; SLE; SLT; WT; Includes thermostat and thermostat housing | US64-T |
| 6.0L V8 5967cc 364 CID | 2007-2009 | SLE, SLT, WT | US6009 |
| 6.0L V8 5967cc 364 CID | 2007-2009 | SLE; SLT; WT; Includes thermostat and thermostat housing | US6009-T |
| 6.0L V8 5967cc 364 CID | 2010 | SL, SLE, SLT | US6009 |
| 6.0L V8 5967cc 364 CID | 2010 | SL; SLE; SLT; Includes thermostat and thermostat housing | US6009-T |
| 6.0L V8 5967cc 364 CID | 2011-2012 | Denali, SLE, SLT, WT | US6009 |
| 6.0L V8 5967cc 364 CID | 2011-2012 | Denali, SLE, SLT, WT; Includes thermostat and thermostat housing | US6009-T |
| 6.0L V8 5967cc 364 CID | 2013-2014 | SL, SLE, SLT, WT | US6009-T |
| 6.0L V8 5967cc 364 CID | 2013-2014 | SL; SLE; SLT; WT; Includes thermostat and thermostat housing | US6009 |
| 6.6L V8 6599cc 403 CID | 2001 | SL, SLE, SLT | US63 |
| 6.6L V8 6599cc 403 CID | 2002 | Base, SL, SLE, SLT | US63 |
| 6.6L V8 6599cc 403 CID | 2003-2005 | Base, SLE, SLT, WT | US63 |
| 6.6L V8 6599cc 403 CID | 2006 | Base, SLE, SLT, WT | US72 |
| 6.6L V8 6599cc 403 CID | 2007-2010 | SLE, SLT, WT | US72 |
| 6.6L V8 6599cc 403 CID | 2011-2014 | Denali, SLE, SLT, WT | US72 |
| 8.1L V8 496 CID | 2001 | High performance - SL, SLE, SLT | US5089H |
| 8.1L V8 496 CID | 2001 | SL, SLE, SLT | US5089 |
| 8.1L V8 496 CID | 2002 | Base, SL, SLE, SLT | US5089 |
| 8.1L V8 496 CID | 2002 | High performance - Base, SL, SLE, SLT | US5089H |
| 8.1L V8 496 CID | 2003-2005 | Base, SLE, SLT, WT | US5089 |
| 8.1L V8 496 CID | 2003-2005 | High performance - Base, SLE, SLT, WT | US5089H |
| 8.1L V8 496 CID | 2006 | High performance - SL, SLE, SLT, WT | US5089H |
| 8.1L V8 496 CID | 2006 | SL, SLE, SLT, WT | US5089 |
| SIERRA 2500 HD CLASSIC | | | |
| 6.0L V8 5967cc 364 CID | 2007 | SL, SLE, SLT, WT | US6009 |
| 6.0L V8 5967cc 364 CID | 2007 | SL; SLE; SLT; WT; Includes thermostat and thermostat housing | US6009-T |
| 6.6L V8 6599cc 403 CID | 2007 | SL, SLE, SLT, WT | US72 |
| 8.1L V8 496 CID | 2007 | High performance - SL, SLE, SLT, WT | US5089H |
| 8.1L V8 496 CID | 2007 | SL, SLE, SLT, WT | US5089 |
| SIERRA 3500 | | | |
| 6.0L V8 5967cc 364 CID | 2001 | SL, SLE, SLT | US64 |
| 6.0L V8 5967cc 364 CID | 2001 | SL; SLE; SLT; Includes thermostat and thermostat housing | US64-T |
| 6.0L V8 5967cc 364 CID | 2002-2003 | Base, SL, SLE, SLT | US64 |
| 6.0L V8 5967cc 364 CID | 2002-2003 | Base; SL; SLE; SLT; Includes thermostat and thermostat housing | US64-T |
| 6.0L V8 5967cc 364 CID | 2004-2005 | Base, SLE, SLT, WT | US64 |

| Engine | Years | Application Description | USMW |
|----------------------------|-----------|---|----------|
| GMC (CONT.) | | | |
| SIERRA 3500 (CONT.) | | | |
| 6.0L V8 5967cc 364 CID | 2004-2005 | Base, SLE, SLT, WT; Includes thermostat and thermostat housing | US64-T |
| 6.0L V8 5967cc 364 CID | 2006 | SL, SLE, SLT, WT | US64 |
| 6.0L V8 5967cc 364 CID | 2006 | SL, SLE, SLT; WT; Includes thermostat and thermostat housing | US64-T |
| 6.6L V8 6599cc 403 CID | 2001 | SL, SLE, SLT | US63 |
| 6.6L V8 6599cc 403 CID | 2002-2004 | Base, SL, SLE, SLT | US63 |
| 6.6L V8 6599cc 403 CID | 2003 | Base, SLE, SLT | US63 |
| 6.6L V8 6599cc 403 CID | 2005 | Base, SLE, SLT, WT | US63 |
| 6.6L V8 6599cc 403 CID | 2006 | Base, SLE, SLT, WT | US72 |
| 8.1L V8 496 CID | 2001 | High performance - SL, SLE, SLT | US5089H |
| 8.1L V8 496 CID | 2001 | SL, SLE, SLT | US5089 |
| 8.1L V8 496 CID | 2002 | Base, SL, SLE, SLT | US5089 |
| 8.1L V8 496 CID | 2002 | High performance - Base, SL, SLE, SLT | US5089H |
| 8.1L V8 496 CID | 2003 | Base, SLE, SLT | US5089 |
| 8.1L V8 496 CID | 2003 | High performance - Base, SLE, SLT | US5089H |
| 8.1L V8 496 CID | 2004-2005 | Base, SLE, SLT, WT | US5089 |
| 8.1L V8 496 CID | 2004-2005 | High performance - Base, SLE, SLT, WT | US5089H |
| 8.1L V8 496 CID | 2006 | High performance - SL, SLE, SLT, WT | US5089H |
| 8.1L V8 496 CID | 2006 | SL, SLE, SLT, WT | US5089 |
| SIERRA 3500 CLASSIC | | | |
| 6.0L V8 5967cc 364 CID | 2007 | SL, SLE, SLT, WT | US6009 |
| 6.0L V8 5967cc 364 CID | 2007 | SL, SLE, SLT; WT; Includes thermostat and thermostat housing | US6009-T |
| 6.6L V8 6599cc 403 CID | 2007 | SL, SLE, SLT, WT | US72 |
| 8.1L V8 496 CID | 2007 | High performance - SL, SLE, SLT, WT | US5089H |
| 8.1L V8 496 CID | 2007 | SL, SLE, SLT, WT | US5089 |
| SIERRA 3500 HD | | | |
| 6.0L V8 5967cc 364 CID | 2007-2009 | SLE; SLT; WT; Includes thermostat and thermostat housing | US6009-T |
| 6.0L V8 5967cc 364 CID | 2007-2010 | SLE, SLT, WT | US6009 |
| 6.0L V8 5967cc 364 CID | 2010 | SLE, SLT, WT; Includes thermostat and thermostat housing | US6009-T |
| 6.0L V8 5967cc 364 CID | 2011-2014 | Denali, SLE, SLT, WT | US6009 |
| 6.0L V8 5967cc 364 CID | 2011-2014 | Denali, SLE, SLT, WT; Includes thermostat and thermostat housing | US6009-T |
| 6.6L V8 6599cc 403 CID | 2007-2010 | SLE, SLT, WT | US72 |
| 6.6L V8 6599cc 403 CID | 2011-2014 | Denali, SLE, SLT, WT | US72 |
| SONOMA | | | |
| 2.2L L4 2190cc 134 CID | 1994-2000 | SL, SLE, SLS | US5032 |
| 2.2L L4 2190cc 134 CID | 2001-2003 | SL, SLS | US5032 |
| 2.5L L4 2474cc 151 CID | 1991-1992 | Base, SLE | US5040 |
| 2.5L L4 2474cc 151 CID | 1993 | Base, SLE, SLS | US5040 |
| 2.8L V6 173 CID | 1991 | Base, SLE | US5035 |
| 2.8L V6 173 CID | 1992 | Base, SLE, GT | US5035 |
| 2.8L V6 173 CID | 1993 | Base, SLE, SLS | US5035 |
| 4.3L V6 262 CID | 1991 | Base, SLE | US5049 |
| 4.3L V6 262 CID | 1991 | High performance - Base, SLE | US5049H |
| 4.3L V6 262 CID | 1992 | Base, GT, SLE | US5049 |
| 4.3L V6 262 CID | 1992 | High performance - Base, GT, SLE | US5049H |
| 4.3L V6 262 CID | 1993 | Base, SLE, SLS | US5049 |
| 4.3L V6 262 CID | 1993 | High performance - Base, SLE, SLS | US5049H |
| 4.3L V6 262 CID | 1994-1995 | High performance - SL, SLE, SLS | US5049H |
| 4.3L V6 262 CID | 1994-1995 | SL, SLE, SLS | US5049 |
| 4.3L V6 262 CID | 1996-1998 | High performance | US5077H |
| 4.3L V6 262 CID | 1996-1998 | | US5077 |
| 4.3L V6 262 CID | 1999 | High performance - SL, SLE, SLS | US5077H |
| 4.3L V6 262 CID | 1999 | SL, SLE, SLS | US5077 |
| 4.3L V6 262 CID | 2000-2001 | SL, SLS, SLE | US5077 |
| 4.3L V6 262 CID | 2000 | High performance - SL, SLS, SLE | US5077H |
| 4.3L V6 262 CID | 2001-2004 | High performance - SL, SLS | US5077H |
| 4.3L V6 262 CID | 2002-2004 | SL, SLS | US5077 |
| SPRINT | | | |
| 4.1L L6 250 CID | 1975 | Main | US895 |
| 4.1L L6 250 CID | 1977 | Main | US1107 |
| 5.0L V8 305 CID | 1977 | High performance - Main | US1121H |

| Engine | Years | Application Description | USMW |
|------------------------|-----------|--|---------|
| 5.0L V8 305 CID | 1977 | Main | US1121 |
| 5.7L V8 350 CID | 1977 | High performance - Main | US1121H |
| 5.7L V8 350 CID | 1977 | Main | US1121 |
| SUBURBAN | | | |
| 4.8L L6 4801cc 292 CID | 1965-1966 | Main | US896 |
| SYCLONE | | | |
| 4.3L V6 262 CID | 1991 | Base | US5049 |
| 4.3L V6 262 CID | 1991 | High performance - Base | US5049H |
| T6500 | | | |
| 7.8L L6 475 CID | 2000-2002 | 8 vane impeller | US73 |
| T7500 | | | |
| 6.0L V8 366 CID | 1997-1998 | | US5078 |
| 7.8L L6 475 CID | 2000-2002 | 8 vane impeller | US73 |
| TERRAIN | | | |
| 2.4L L4 145 CID | 2010-2012 | SLE, SLT | US5092 |
| 2.4L L4 145 CID | 2013-2014 | Denali, SLE, SLT | US5092 |
| 2.4L L4 2384cc 145 CID | 2011 | SLE, SLT | US5092 |
| 3.0L V6 182 CID | 2010-2012 | SLE, SLT | US8932 |
| 3.6L V6 217 CID | 2013 | Denali, SLE, SLT | US8932 |
| TERRAIN (MEX) | | | |
| 3.0L V6 2994cc 183 CID | 2011-2012 | SLT | US8932 |
| 3.6L V6 3564cc 217 CID | 2013 | SLT | US8932 |
| TYPHOON | | | |
| 4.3L V6 262 CID | 1992-1993 | Base | US5049 |
| 4.3L V6 262 CID | 1992-1993 | High performance - Base | US5049H |
| V1500 | | | |
| 4.3L V6 262 CID | 1987 | Base, High Sierra, Sierra Classic | US1121 |
| 4.3L V6 262 CID | 1987 | High performance - Base, High Sierra, Sierra Classic | US1121H |
| 5.0L V8 305 CID | 1987 | Base, High Sierra, Sierra Classic | US1121 |
| 5.0L V8 305 CID | 1987 | High performance - Base, High Sierra, Sierra Classic | US1121H |
| 5.7L V8 350 CID | 1987 | Base, High Sierra, Sierra Classic | US1121 |
| 5.7L V8 350 CID | 1987 | High performance - Base, High Sierra, Sierra Classic | US1121H |
| 6.2L V8 379 CID | 1987 | Base, High Sierra, Sierra Classic | US5008 |
| V1500 SUBURBAN | | | |
| 5.7L V8 350 CID | 1987 | Base, Sierra Classic, High Sierra | US1121 |
| 5.7L V8 350 CID | 1987 | High performance - Base, Sierra Classic, High Sierra | US1121H |
| 5.7L V8 350 CID | 1988 | Base, Sierra Classic | US1121 |
| 5.7L V8 350 CID | 1988 | High performance - Base, Sierra Classic | US1121H |
| 5.7L V8 350 CID | 1989 | Base, Sierra Classic | US5049 |
| 5.7L V8 350 CID | 1989 | High performance - Base, Sierra Classic | US5049H |
| 5.7L V8 350 CID | 1990 | Base, SLE | US5049 |
| 5.7L V8 350 CID | 1990 | High performance - Base, SLE | US5049H |
| 5.7L V8 350 CID | 1991 | Base | US5049 |
| 5.7L V8 350 CID | 1991 | High performance - Base | US5049H |
| 6.2L V8 379 CID | 1987 | Base, High Sierra, Sierra Classic | US5008 |
| 6.2L V8 379 CID | 1988-1989 | Base, Sierra Classic | US5062 |
| 6.2L V8 379 CID | 1990 | Base, SLE | US5062 |
| 6.2L V8 379 CID | 1991 | Base | US5062 |
| V2500 | | | |
| 4.8L L6 292 CID | 1987 | Base, High Sierra, Sierra Classic | US5030 |
| 5.7L V8 350 CID | 1987 | Base, High Sierra, Sierra Classic | US1121 |
| 5.7L V8 350 CID | 1987 | High performance - Base, High Sierra, Sierra Classic | US1121H |
| 6.2L V8 379 CID | 1987 | | US5008 |
| V2500 SUBURBAN | | | |
| 5.7L V8 350 CID | 1987 | Base, Sierra Classic, High Sierra | US1121 |
| 5.7L V8 350 CID | 1987 | High performance - Base, Sierra Classic, High Sierra | US1121H |
| 5.7L V8 350 CID | 1988 | Base, Sierra Classic | US1121 |
| 5.7L V8 350 CID | 1988 | High performance - Base, Sierra Classic | US1121H |
| 5.7L V8 350 CID | 1989 | Base, Sierra Classic | US5049 |
| 5.7L V8 350 CID | 1989 | High performance - Base, Sierra Classic | US5049H |
| 5.7L V8 350 CID | 1990 | Base, SLE | US5049 |
| 5.7L V8 350 CID | 1990 | High performance - Base, SLE | US5049H |

| Engine | Years | Application Description | USMW |
|-------------------------------|-----------|--|----------|
| GMC (CONT.) | | | |
| V2500 SUBURBAN (CONT.) | | | |
| 5.7L V8 350 CID | 1991 | Base | US5049 |
| 5.7L V8 350 CID | 1991 | High performance - Base | US5049H |
| 6.2L V8 379 CID | 1987 | Base, High Sierra, Sierra Classic | US5008 |
| 6.2L V8 379 CID | 1988-1989 | Base, Sierra Classic | US5062 |
| 6.2L V8 379 CID | 1990 | Base, SLE | US5062 |
| 6.2L V8 379 CID | 1991 | Base | US5062 |
| V3500 | | | |
| 4.8L I6 292 CID | 1987-1988 | Base, High Sierra, Sierra Classic | US5030 |
| 5.7L V8 350 CID | 1987-1988 | High performance | US1121H |
| 5.7L V8 350 CID | 1987-1988 | | US1121 |
| 5.7L V8 350 CID | 1989 | Base, High Sierra, Sierra Classic | US1121 |
| 5.7L V8 350 CID | 1989 | High performance - Base, High Sierra, Sierra Classic | US1121H |
| 5.7L V8 350 CID | 1990-1991 | Base, SLE | US1121 |
| 5.7L V8 350 CID | 1990-1991 | High performance - Base, SLE | US1121H |
| 6.2L V8 379 CID | 1987-1989 | Base, High Sierra, Sierra Classic | US5008 |
| 6.2L V8 379 CID | 1990-1991 | Base, SLE | US5008 |
| 7.4L V8 454 CID | 1987-1989 | High performance | US1002H |
| 7.4L V8 454 CID | 1987-1989 | | US1002 |
| 7.4L V8 454 CID | 1990-1991 | Base, SLE | US1002 |
| 7.4L V8 454 CID | 1990-1991 | High performance - Base, SLE | US1002H |
| YUKON | | | |
| 4.8L V8 294 CID | 2000-2005 | SLE, SLT | US64 |
| 4.8L V8 294 CID | 2000-2005 | SLE, SLT; Includes thermostat and thermostat housing | US64-T |
| 4.8L V8 294 CID | 2006 | SL, SLE | US64 |
| 4.8L V8 294 CID | 2006 | SL, SLE; Includes thermostat and thermostat housing | US64-T |
| 4.8L V8 294 CID | 2007-2009 | SLE | US6009 |
| 4.8L V8 294 CID | 2007-2009 | SLE; Includes thermostat and thermostat housing | US6009-T |
| 5.3L V8 5328cc 325 CID | 2000-2005 | SLE, SLT | US64 |
| 5.3L V8 5328cc 325 CID | 2000-2005 | SLE, SLT; Includes thermostat and thermostat housing | US64-T |
| 5.3L V8 5328cc 325 CID | 2006 | SL, SLE, SLT | US64 |
| 5.3L V8 5328cc 325 CID | 2006 | SL, SLE, SLT; Includes thermostat and thermostat housing | US64-T |
| 5.3L V8 5328cc 325 CID | 2007-2014 | SLE, SLT | US6009 |
| 5.3L V8 5328cc 325 CID | 2007-2014 | SLE, SLT; Includes thermostat and thermostat housing | US6009-T |
| 5.7L V8 350 CID | 1992-1994 | Base, SLE, Sport | US5049 |
| 5.7L V8 350 CID | 1992-1994 | High performance - Base, SLE, Sport | US5049H |
| 5.7L V8 350 CID | 1993 | Base, SLE, GT | US5049 |
| 5.7L V8 350 CID | 1993 | High performance - Base, SLE, GT | US5049H |
| 5.7L V8 350 CID | 1995 | Base, SLE, SLT | US5049 |
| 5.7L V8 350 CID | 1995 | High performance - Base, SLE, SLT | US5049H |
| 5.7L V8 350 CID | 1996-1997 | High performance - SL, SLE, SLT | US5077H |
| 5.7L V8 350 CID | 1996-1997 | SL, SLE, SLT | US5077 |
| 5.7L V8 350 CID | 1998-1999 | High performance - SLE, SLT | US5077H |
| 5.7L V8 350 CID | 1998 | SLE, SLT | US5077 |
| 5.7L V8 350 CID | 1999 | Denali, SLE, SLT | US5077 |
| 5.7L V8 350 CID | 2000 | Denali | US5077 |
| 6.0L V8 5967cc 364 CID | 2001-2006 | Denali | US64 |
| 6.0L V8 5967cc 364 CID | 2001-2006 | Denali; Includes thermostat and thermostat housing | US64-T |
| 6.0L V8 5967cc 364 CID | 2008-2009 | Hybrid | US6009 |
| 6.0L V8 5967cc 364 CID | 2008-2009 | Hybrid; Includes thermostat and thermostat housing | US6009-T |
| 6.0L V8 5967cc 364 CID | 2010-2013 | Denali Hybrid, Hybrid | US6009 |
| 6.0L V8 5967cc 364 CID | 2010-2013 | Denali Hybrid; Hybrid; Includes thermostat and thermostat housing | US6009-T |
| 6.2L V8 6162cc 376 CID | 2007-2014 | Denali | US6009 |
| 6.2L V8 6162cc 376 CID | 2007-2014 | Denali; Includes thermostat and thermostat housing | US6009-T |
| 6.5L V8 395 CID | 1994 | Base, SLE, Sport | US5062 |
| 6.5L V8 395 CID | 1995 | Base, SLE, SLT | US5062 |

| Engine | Years | Application Description | USMW |
|-------------------------|-----------|--|----------|
| 6.5L V8 395 CID | 1996 | SL; Early, SLE; Early, SLT; Early | US5062 |
| 6.5L V8 395 CID | 1996 | SL; Late, SLE; Late, SLT; Late | US5074 |
| 6.5L V8 395 CID | 1997 | SL, SLE, SLT | US5074 |
| YUKON (MEX) | | | |
| 6.2L V8 6162cc 378 CID | 2009 | Denali | US6009 |
| YUKON XL 1500 | | | |
| 5.3L V8 5328cc 325 CID | 2000-2006 | SLE, SLT | US64 |
| 5.3L V8 5328cc 325 CID | 2000-2006 | SLE, SLT; Includes thermostat and thermostat housing | US64-T |
| 5.3L V8 5328cc 325 CID | 2007-2014 | SLE, SLT | US6009 |
| 5.3L V8 5328cc 325 CID | 2007-2014 | SLE, SLT; Includes thermostat and thermostat housing | US6009-T |
| 6.0L V8 5967cc 364 CID | 2001-2006 | Denali | US64 |
| 6.0L V8 5967cc 364 CID | 2001-2006 | Denali; Includes thermostat and thermostat housing | US64-T |
| 6.0L V8 5967cc 364 CID | 2007-2009 | SLE, SLT | US6009 |
| 6.0L V8 5967cc 364 CID | 2007-2009 | SLE, SLT; Includes thermostat and thermostat housing | US6009-T |
| 6.2L V8 6162cc 376 CID | 2007-2009 | Denali | US6009 |
| 6.2L V8 6162cc 376 CID | 2007-2009 | Denali; Includes thermostat and thermostat housing | US6009-T |
| 6.2L V8 6162cc 376 CID | 2010-2014 | Denali, SLT | US6009 |
| 6.2L V8 6162cc 376 CID | 2010-2014 | Denali, SLT; Includes thermostat and thermostat housing | US6009-T |
| YUKON XL 2500 | | | |
| 6.0L V8 5967cc 364 CID | 2000-2006 | SLE, SLT | US64 |
| 6.0L V8 5967cc 364 CID | 2000-2006 | SLE, SLT; Includes thermostat and thermostat housing | US64-T |
| 6.0L V8 5967cc 364 CID | 2007-2013 | SLE, SLT | US6009 |
| 6.0L V8 5967cc 364 CID | 2007-2013 | SLE, SLT; Includes thermostat and thermostat housing | US6009-T |
| 8.1L V8 496 CID | 2001-2006 | High performance - SLE, SLT | US5089H |
| 8.1L V8 496 CID | 2001-2006 | SLE, SLT | US5089 |
| HONDA | | | |
| ACCORD | | | |
| 1.6L I4 1599cc | 1976-1978 | Main | US9034 |
| 1.8L I4 1751cc | 1979 | Main | US9034 |
| 1.8L I4 1751cc | 1980 | Base, LX | US9029 |
| 1.8L I4 1751cc | 1981 | Base, LX, SE | US9029 |
| 1.8L I4 1751cc | 1982 | Base, LX | US9035 |
| 1.8L I4 1751cc | 1983 | Base, LX, SE | US9035 |
| 1.8L I4 1829cc | 1984 | Base; Early, Base; Late, LX; Early, LX; Late | US9056 |
| 1.8L I4 1829cc | 1985 | Base, LX, S, SEi | US9056 |
| 2.0L I4 1955cc | 1986 | BS Desig.; FI; LXi, BT Desig.; FI; LXi, DX, LX | US9083 |
| 2.0L I4 1955cc | 1987-1988 | DX, LX, LXi | US9083 |
| 2.0L I4 1955cc | 1989 | DX, LX, LXi, SEi | US9083 |
| 2.2L I4 2156cc | 1990-1997 | | US9209 |
| 2.3L I4 2254cc | 1998-2002 | | US9209 |
| 2.4L I4 2354cc | 2003-2007 | | US9461 |
| 2.4L I4 2354cc | 2008-2012 | | US6233 |
| 2.4L I4 2356cc 144 CID | 2013-2015 | EX, EX-L, LX, LX-S, Sport | US8103 |
| 2.7L V6 2675cc | 1995-1997 | EX, LX | US9097 |
| 3.0L V6 2977cc | 2003-2004 | EX, LX | US9470 |
| 3.0L V6 2977cc | 2005 | EX, LX, SE | US9470 |
| 3.0L V6 2997cc | 1998-2002 | EX, LX | US9383 |
| 3.0L V6 2997cc | 2005 | Hybrid | US9470 |
| 3.0L V6 2997cc | 2006 | EX, LX, Hybrid | US9470 |
| 3.0L V6 2997cc | 2007 | EX, LX, Hybrid, Special Edition | US9470 |
| 3.5L V6 3471cc | 2008-2012 | | US9470 |
| 3.5L V6 3471cc 212 CID | 2013-2015 | | US9470 |
| ACCORD (MEX) | | | |
| 2.4L I4 2354cc 144 CID | 2007 | LX SE, SE | US9461 |
| 3.5L V6 3471cc 212 CID | 2013 | EX | US9470 |
| ACCORD CROSSTOUR | | | |
| 3.5L V6 3471cc | 2010-2011 | EX, EX-L | US9470 |
| CITY (MEX) | | | |
| 1.5L I4 1496cc 91 CID | 2014 | LX | US6350 |

| Engine | Years | Application Description | USMW |
|---------------------------|-----------|---|---------|
| HONDA (CONT.) | | | |
| CITY (MEX) (CONT.) | | | |
| 1.5L L4 1496cc 91 CID | 2010-2013 | EX, LX | US6350 |
| 1.5L L4 1496cc 91 CID | 2014 | EX | US6350 |
| CIVIC | | | |
| 1.2L L4 1237cc | 1975-1977 | Main | US9033 |
| 1.3L L4 1335cc | 1980-1981 | 1300, 1300 DX | US9043N |
| 1.3L L4 1335cc | 1982-1983 | 1300, 1300 FE | US9043N |
| 1.3L L4 1339cc | 2003-2008 | Hybrid | US6216 |
| 1.3L L4 1339cc | 2009-2011 | Hybrid, Hybrid-L | US6216 |
| 1.3L L4 1342cc 82 CID | 1984 | CRX | US9069 |
| 1.3L L4 1342cc 82 CID | 1985-1987 | Base | US9069 |
| 1.5L L4 1487cc | 1975-1979 | Main | US9034 |
| 1.5L L4 1487cc | 1980 | 1500 GL, 1500, 1500 DX | US9035 |
| 1.5L L4 1487cc | 1981 | 1500 DX; 3 Dr., 1500 DX; 5 Dr., Base, 1500 GL | US9035 |
| 1.5L L4 1487cc | 1982 | 1500 DX, Wagovan, 1500 GL, 4 Dr.; Base, 5 Dr.; Base | US9035 |
| 1.5L L4 1487cc | 1983 | 1500 DX, Wagovan, 1500 S, Base | US9035 |
| 1.5L L4 1487cc | 1984 | 1500 S, Base, CRX 1.5, DX | US9069 |
| 1.5L L4 1487cc | 1985 | 1500 S, Base, CRX Si, DX | US9069 |
| 1.5L L4 1487cc | 1986 | CRX Si, CRX, CRX HF, Si, DX | US9069 |
| 1.5L L4 1487cc | 1987 | Base, CRX Si, CRX, CRX HF, Si, DX | US9069 |
| 1.5L L4 1493cc | 1986 | Base | US9069 |
| 1.5L L4 1493cc | 1988-1989 | Base, DX, LX, Wagovan | US9130 |
| 1.5L L4 1493cc | 1990-1991 | Base, DX, LX | US9130 |
| 1.5L L4 1493cc | 1992-1995 | CX, VX | US9250 |
| 1.5L L4 1493cc | 1992-1995 | DX, LX | US9130 |
| 1.6L L4 1590cc | 1996-2000 | HX | US9352 |
| 1.6L L4 1590cc 97 CID | 1988 | RT 4WD | US9130 |
| 1.6L L4 1590cc 97 CID | 1989 | RT 4WD, Si | US9130 |
| 1.6L L4 1590cc 97 CID | 1990-1991 | EX, RT 4WD, Si | US9130 |
| 1.6L L4 1590cc 97 CID | 1992-1995 | EX, Si | US9250 |
| 1.6L L4 1590cc 97 CID | 1996-1997 | CX, DX, EX, LX | US9352 |
| 1.6L L4 1590cc 97 CID | 1998-2000 | CX, DX, EX, LX, GX | US9352 |
| 1.6L L4 1590cc 97 CID | 1999 | CX, DX, EX, LX, GX, Value Package | US9352 |
| 1.6L L4 1595cc | 1999-2000 | Si | US9468 |
| 1.7L L4 1668cc | 2001-2005 | | US9419 |
| 1.7L L4 1700cc | 2002-2004 | | US9419 |
| 1.8L L4 1799cc | 2006-2008 | DX, EX, GX, LX | US6056 |
| 1.8L L4 1799cc | 2009-2011 | DX, EX, GX, LX, EX-L, LX-S | US6056 |
| 2.0L L4 1998cc 122 CID | 2002-2005 | | US9434 |
| 2.0L L4 1998cc 122 CID | 2006-2011 | | US9495 |
| 2.4L L4 2354cc | 2012-2015 | Si | US6213 |
| CIVIC (MEX) | | | |
| 1.6L L4 1590cc 97 CID | 1999-2000 | SiR | US9468 |
| CIVIC DEL SOL | | | |
| 1.5L L4 1493cc | 1993-1995 | S | US9130 |
| 1.6L L4 1590cc 97 CID | 1993-1995 | Si | US9130 |
| 1.6L L4 1590cc 97 CID | 1994-1995 | VTEC | US9321 |
| 1.6L L4 1590cc 97 CID | 1996-1997 | S, Si | US9352 |
| 1.6L L4 1595cc | 1996-1997 | VTEC | US9468 |
| CROSSTOUR | | | |
| 3.5L V6 3471cc | 2012-2014 | EX, EX-L | US9470 |
| 3.5L V6 3471cc | 2013 | EX; J35Y1 Desig., EX-L | US9470 |
| 3.5L V6 3471cc 212 CID | 2015 | EX, EX-L | US9470 |
| CR-V | | | |
| 2.0L L4 1972cc | 1997 | LX | US9349 |
| 2.0L L4 1972cc | 1998-1999 | EX, LX | US9349 |
| 2.0L L4 1972cc | 2000-2001 | EX, LX, SE | US9349 |
| 2.4L L4 2354cc | 2002-2006 | | US9434 |
| 2.4L L4 2354cc | 2007-2009 | | US9461 |
| 2.4L L4 2354cc | 2010 | EX, EX-L, LX | US6233 |
| 2.4L L4 2354cc | 2011 | EX, EX-L, LX, SE | US6233 |
| 2.4L L4 2354cc | 2012 | EX, EX-L, LX | US6213 |
| CRX | | | |
| 1.5L L4 1493cc | 1988 | DX, HF | US9130 |
| 1.5L L4 1493cc | 1989-1991 | Base, HF | US9130 |
| 1.6L L4 1590cc 97 CID | 1988-1991 | Si | US9130 |

| Engine | Years | Application Description | USMW |
|-----------------------|-----------|--------------------------------------|--------|
| CR-Z | | | |
| 1.5L L4 1497cc 91 CID | 2011-2015 | Base, EX | US8983 |
| ELEMENT | | | |
| 2.4L L4 2354cc | 2003 | DX, EX | US9461 |
| 2.4L L4 2354cc | 2004 | DX, EX, LX | US9461 |
| 2.4L L4 2354cc | 2005-2011 | EX, LX | US9461 |
| 2.4L L4 2354cc | 2007-2010 | EX, LX, SC | US9461 |
| FIT | | | |
| 1.5L L4 1497cc | 2007-2008 | Base, Sport | US6018 |
| 1.5L L4 1497cc | 2009-2013 | Base, Sport | US6350 |
| FIT (MEX) | | | |
| 1.5L H4 1496cc 91 CID | 2006 | | US6018 |
| 1.5L H4 1496cc 91 CID | 2011-2014 | LX | US6350 |
| 1.5L L4 1496cc 91 CID | 2010 | EX, LX | US6350 |
| 1.5L L4 1496cc 91 CID | 2011-2014 | EX | US6350 |
| INSIGHT | | | |
| 1.0L L3 995cc 61 CID | 2000-2006 | Base | US9494 |
| 1.3L L4 1339cc | 2010 | EX, LX | US8983 |
| 1.3L L4 1339cc | 2011-2014 | Base, EX, LX | US8983 |
| ODYSSEY | | | |
| 2.2L L4 2156cc | 1995-1997 | EX, LX | US9209 |
| 2.3L L4 2234cc | 1998 | EX, LX | US9209 |
| 3.5L V6 3471cc | 2005-2010 | EX, EX-L, LX, Touring | US9470 |
| 3.5L V6 3471cc | 2011-2015 | EX, EX-L, LX, Touring, Touring Elite | US9470 |
| 3.5L V6 3474cc | 1999-2001 | Cargo, EX, LX | US9383 |
| 3.5L V6 3474cc | 2002 | Cargo, EX, LX, EX-L | US9383 |
| 3.5L V6 3474cc | 2003 | EX, LX, EX-L | US9383 |
| 3.5L V6 3474cc | 2004 | EX, LX | US9383 |
| PASSPORT | | | |
| 2.6L L4 2559cc | 1994-1996 | DX | US9133 |
| 3.2L V6 3165cc | 1994-1997 | EX, LX | US9278 |
| 3.2L V6 3165cc | 1998-2002 | EX, LX | US9365 |
| PILOT | | | |
| 3.5L V6 3471cc | 2005-2015 | | US9470 |
| 3.5L V6 3475cc | 2003-2004 | EX, LX | US9383 |
| PRELUDE | | | |
| 1.8L L4 1751cc | 1979 | Main | US9034 |
| 1.8L L4 1751cc | 1980-1981 | Base | US9029 |
| 1.8L L4 1751cc | 1982 | Base | US9035 |
| 1.8L L4 1829cc | 1983-1987 | Base | US9056 |
| 2.0L L4 1955cc | 1985-1987 | 2.0 Si | US9083 |
| 2.0L L4 1958cc | 1988-1989 | 2.0 Si, 2.0 Si 4WS | US9129 |
| 2.0L L4 1958cc | 1988-1990 | 2.0 S | US9131 |
| 2.0L L4 1958cc | 1990-1991 | 2.0 Si | US9129 |
| 2.1L L4 2056cc | 1990-1991 | Si, Si 4WS, Si ALB | US9129 |
| 2.2L L4 2156cc | 1992-1996 | S | US9209 |
| 2.2L L4 2156cc | 1993-1996 | VTEC | US9273 |
| 2.2L L4 2156cc | 1997-2001 | Base, Type SH | US9273 |
| 2.3L L4 2259cc | 1992-1994 | Si, Si 4WS | US9251 |
| 2.3L L4 2259cc | 1995 | SE, Si | US9251 |
| 2.3L L4 2259cc | 1996 | Si | US9251 |
| RIDGELINE | | | |
| 3.5L V6 3471cc | 2006-2011 | RT, RTS, RTL | US9470 |
| 3.5L V6 3471cc | 2007-2008 | RT, RTS, RTL, RTX | US9470 |
| 3.5L V6 3471cc | 2009-2010 | J35Z5 Desig., RTL, RT, RTS | US9470 |
| 3.5L V6 3471cc | 2012-2013 | RT, RTS, RTL, Sport | US9470 |
| 3.5L V6 3471cc | 2014 | RT, RTS, RTL, SE, Sport | US9470 |
| S2000 | | | |
| 2.0L L4 1997cc | 2000-2003 | Base | US9403 |
| 2.2L L4 2157cc | 2004-2007 | Base | US9403 |
| 2.2L L4 2157cc | 2008-2009 | Base, CR | US9403 |
| WAGOVAN | | | |
| 1.5L L4 1487cc | 1984-1987 | DX | US9069 |
| HUMMER | | | |
| H1 | | | |
| 6.5L V8 395 CID | 2002-2004 | Base | US5086 |

| Engine | Years | Application Description | USMW |
|------------------------|-----------|---|----------|
| HUMMER (CONT.) | | | |
| H2 | | | |
| 6.0L V8 5967cc 364 CID | 2003-2006 | Base | US64 |
| 6.0L V8 5967cc 364 CID | 2003-2006 | Base; Includes thermostat and thermostat housing | US64-T |
| 6.0L V8 5967cc 364 CID | 2007 | Base | US6009 |
| 6.0L V8 5967cc 364 CID | 2007 | Base; Includes thermostat and thermostat housing | US6009-T |
| 6.2L V8 6162cc 376 CID | 2008-2009 | Base | US6009 |
| 6.2L V8 6162cc 376 CID | 2008-2009 | Base; Includes thermostat and thermostat housing | US6009-T |
| H3 | | | |
| 3.5L L5 3460cc 211 CID | 2006 | Base | US5097 |
| 3.7L L5 3654cc 223 CID | 2007-2009 | Base, X | US5097 |
| 3.7L L5 3654cc 223 CID | 2010 | Base | US5097 |
| 5.3L V8 5328cc 325 CID | 2008-2010 | Alpha | US6009 |
| 5.3L V8 5328cc 325 CID | 2008-2010 | Alpha; Includes thermostat and thermostat housing | US6009-T |
| 5.3L V8 5328cc 325 CID | 2009 | Alpha, Championship Series | US6009 |
| 5.3L V8 5328cc 325 CID | 2009 | Alpha, Championship Series; Includes thermostat and thermostat housing | US6009-T |
| H3T | | | |
| 3.7L L5 3654cc 223 CID | 2009-2010 | Base | US5097 |
| 5.3L V8 5328cc 325 CID | 2009 | Alpha | US6009 |
| 5.3L V8 5328cc 325 CID | 2009 | Alpha; Includes thermostat and thermostat housing | US6009-T |
| 5.3L V8 5328cc 325 CID | 2010 | Alpha; FLEX | US6009 |
| 5.3L V8 5328cc 325 CID | 2010 | Alpha; FLEX; Includes thermostat and thermostat housing | US6009-T |
| HYUNDAI | | | |
| ACCENT | | | |
| 1.5L L4 1495cc | 1995-1996 | Base, L | US7115 |
| 1.5L L4 1495cc | 1996-1997 | GT | US9364 |
| 1.5L L4 1495cc | 1997-2000 | GL, GS, L | US7115 |
| 1.5L L4 1495cc | 1998 | GL, GS, GSi, L | US7115 |
| 1.5L L4 1495cc | 2001 | L; From 04/07/2001 | US9364 |
| 1.5L L4 1495cc | 2001 | L; To 04/07/2001 | US7115 |
| 1.5L L4 1495cc | 2002 | L | US9364 |
| 1.6L L4 1591cc 97 CID | 2012-2014 | GLS, GS, SE | US6247 |
| 1.6L L4 1599cc | 2006 | GLS | US9364 |
| 1.6L L4 1599cc | 2007-2009 | GLS, GS, SE | US9364 |
| 1.6L L4 1599cc | 2010 | Blue, GLS, GS, SE | US9364 |
| 1.6L L4 1599cc | 2011 | GL, GLS, GS, SE | US9364 |
| 1.6L L4 1600cc | 2001-2002 | GL, GS | US9364 |
| 1.6L L4 1600cc | 2003 | Base, GL | US9364 |
| 1.6L L4 1600cc | 2004 | Base, GL, GT | US9364 |
| 1.6L L4 1600cc | 2005 | GLS, GT | US9364 |
| AZERA | | | |
| 3.3L V6 3342cc | 2007-2011 | GLS | US6048 |
| 3.3L V6 3342cc | 2012-2013 | Base | US6048 |
| 3.3L V6 3342cc | 2014 | Base, Limited | US6048 |
| 3.8L V6 3778cc | 2006-2007 | Limited, SE | US6048 |
| 3.8L V6 3778cc | 2008-2011 | Limited | US6048 |
| ELANTRA | | | |
| 1.6L L4 1596cc | 1992 | Base, GL, GLS | US7131 |
| 1.6L L4 1596cc | 1993-1995 | Base | US7131 |
| 1.8L L4 1795cc | 1996-1997 | Base, GL, GLS | US9353 |
| 1.8L L4 1796cc | 1998 | Base, GL, GLS | US9353 |
| 1.8L L4 1797cc | 2011-2013 | GLS, Limited | US8106 |
| 1.8L L4 1797cc | 2014 | Limited, SE | US8106 |
| 1.8L L4 1836cc | 1993-1995 | Base, GLS | US9212 |
| 2.0L L4 1975cc | 1999 | GL, GLS | US9353 |
| 2.0L L4 1975cc | 2000 | GLS | US9353 |
| 2.0L L4 1975cc | 2001-2005 | GLS, GT | US8972 |
| 2.0L L4 1975cc | 2006 | GLS, GT, Limited | US8972 |
| 2.0L L4 1975cc | 2007 | GLS, Limited, SE | US8972 |
| 2.0L L4 1975cc | 2008 | GLS, SE | US8972 |

| Engine | Years | Application Description | USMW |
|------------------------|-----------|---|----------|
| 2.0L L4 1975cc | 2009 | GLS, SE, Touring | US8972 |
| 2.0L L4 1975cc | 2010 | Blue, GLS, SE, Touring GLS, Touring SE | US8972 |
| 2.0L L4 1975cc | 2011-2012 | Touring GLS, Touring SE | US8972 |
| 2.0L L4 1999cc | 2014 | Sport | US8106 |
| ELANTRA COUPE | | | |
| 1.8L L4 1797cc | 2013 | GS, SE | US8106 |
| 2.0L L4 1999cc | 2014 | GS | US8106 |
| ELANTRA GT | | | |
| 1.8L L4 1797cc | 2013 | Base | US8106 |
| 2.0L L4 1999cc | 2014 | Base | US8106 |
| ENTOURAGE | | | |
| 3.8L V6 3778cc | 2007 | GLS, Limited, SE | US6048 |
| 3.8L V6 3778cc | 2008 | GLS, Limited | US6048 |
| EXCEL | | | |
| 1.5L L4 1468cc | 1986-1990 | Base, GL, GLS | US7115 |
| 1.5L L4 1468cc | 1991 | Base, GL, GLS, GS | US7115 |
| 1.5L L4 1468cc | 1992-1994 | Base, GL, GS | US7115 |
| GENESIS | | | |
| 3.8L V6 3778cc | 2009-2014 | 3.8 | US6048 |
| GENESIS COUPE | | | |
| 3.8L V6 3778cc | 2010 | 3.8, 3.8 Grand Touring, 3.8 Track | US6048 |
| 3.8L V6 3778cc | 2011 | 3.8, 3.8 Grand Touring, 3.8 Track, 3.8 R-Spec | US6048 |
| 3.8L V6 3778cc | 2012 | 3.8 Grand Touring, 3.8 Track, 3.8 R-Spec | US6048 |
| 3.8L V6 3778cc | 2013 | 3.8 Grand Touring, 3.8 R-Spec, 3.8 Track | US6048 |
| 3.8L V6 3778cc | 2014 | 3.8 Grand Touring, 3.8 R-Spec, 3.8 Ultimate | US6048 |
| 3.8L V6 3778cc | 2015 | 3.8, 3.8 R-Spec, 3.8 Ultimate | US6048 |
| SANTA FE | | | |
| 2.0L L4 1998cc 122 CID | 2013-2014 | Sport 2.0T | US6220 |
| 2.4L L4 2351cc | 2001 | GL | US9399 |
| 2.4L L4 2351cc | 2002-2004 | Base | US9399 |
| 2.4L L4 2359cc | 2010-2012 | GLS, Limited | US6220 |
| 2.4L L4 2359cc | 2013-2014 | Sport | US8982 |
| 2.7L V6 2656cc | 2001 | GL, GLS, LX | US9462 |
| 2.7L V6 2656cc | 2002 | GLS, LX | US9462 |
| 2.7L V6 2656cc | 2003-2006 | GLS | US9462 |
| 2.7L V6 2656cc | 2005 | Base, GLS | US9462 |
| 2.7L V6 2656cc | 2007-2009 | GLS | US6215 |
| 3.3L V6 3342cc | 2007-2009 | Limited, SE | US6048 |
| 3.3L V6 3342cc | 2013-2014 | GLS, Limited | US6048 |
| 3.5L V6 3467cc | 2006 | GLS, Limited | US9463 |
| 3.5L V6 3470cc | 2010 | Limited, SE | US6048 |
| 3.5L V6 3470cc | 2011-2012 | GLS, Limited, SE | US6048 |
| 3.5L V6 3500cc | 2003-2005 | GLS, LX | US9463 |
| SCOUBE | | | |
| 1.5L L4 1468cc | 1991-1992 | Base, LS | US7115 |
| 1.5L L4 1495cc | 1993-1995 | Base, LS, Turbo | US7115 |
| SONATA | | | |
| 1.6L L4 1591cc 97 CID | 2015 | Eco | US6247 |
| 2.0L L4 1997cc | 1992-1993 | Base, GLS | US9212 |
| 2.0L L4 1997cc | 1994 | Base, GL, GLS | US9212 |
| 2.0L L4 1997cc | 1995-1998 | Base, GL | US9212 |
| 2.0L L4 1998cc 122 CID | 2011-2014 | Limited, SE | US6220 |
| 2.4L L4 2351cc | 1989-1991 | Base, GLS | US7118 |
| 2.4L L4 2351cc | 1999-2004 | Base | US9399 |
| 2.4L L4 2351cc | 2005 | GL | US9399 |
| 2.4L L4 2359cc | 2006 | GL, GLS | US6220 |
| 2.4L L4 2359cc | 2007 | GLS | US6220 |
| 2.4L L4 2359cc | 2008-2010 | GLS, Limited, SE | US6220 |
| 2.4L L4 2359cc | 2011-2014 | GLS, Limited, SE | US8982 |
| 2.5L V6 2493cc | 1999-2001 | GLS | US9462 |
| 2.7L V6 2656cc | 2002-2004 | GLS, LX | US9462 |
| 2.7L V6 2656cc | 2005 | GL, GLS, LX | US9462 |
| 3.0L V6 2972cc | 1990-1993 | Base, GLS | US7121 |
| 3.0L V6 2972cc | 1990-1993 | Base, GLS; With back plate housing | US7121-2 |
| 3.0L V6 2972cc | 1994 | Base, GL, GLS | US7121 |
| 3.0L V6 2972cc | 1994 | Base, GL, GLS; With back plate housing | US7121-2 |
| 3.0L V6 2972cc | 1995-1998 | GL, GLS | US7121 |
| 3.0L V6 2972cc | 1995-1998 | GL, GLS; With back plate housing | US7121-2 |

| Engine | Years | Application Description | USMW |
|------------------------|-----------|------------------------------------|--------|
| HYUNDAI (CONT.) | | | |
| SONATA (CONT.) | | | |
| 3.3L V6 3342cc | 2006 | GLS, LX | US6048 |
| 3.3L V6 3342cc | 2007-2010 | Limited, SE | US6048 |
| 3.3L V6 3342cc | 2008-2009 | GLS, Limited, SE | US6048 |
| TIBURON | | | |
| 1.8L L4 1795cc | 1997 | Base | US9353 |
| 2.0L L4 1975cc | 1997 | FX | US9353 |
| 2.0L L4 1975cc | 2003-2004 | Base | US8972 |
| 2.0L L4 1975cc | 2005-2008 | GS | US8972 |
| 2.0L L4 1997cc | 1998 | Base, FX | US9353 |
| 2.0L L4 1997cc | 1999 | Base, FX; From 03/10/1999 | US8972 |
| 2.0L L4 1997cc | 1999 | Base, FX; To 03/10/1999 | US9353 |
| 2.0L L4 1997cc | 2000-2001 | Base | US8972 |
| 2.7L V6 2656cc | 2003-2004 | GT | US9462 |
| 2.7L V6 2656cc | 2005-2006 | GT, SE | US9462 |
| 2.7L V6 2656cc | 2007-2008 | GT, GT Limited, SE | US9462 |
| TUCSON | | | |
| 2.0L L4 1975cc | 2005-2006 | GL | US8972 |
| 2.0L L4 1975cc | 2007 | GLS | US8972 |
| 2.0L L4 1975cc | 2008-2009 | GLS, Limited | US8972 |
| 2.0L L4 1975cc | 2011 | GL | US6220 |
| 2.0L L4 1975cc | 2012-2013 | GL | US8982 |
| 2.0L L4 1999cc | 2014 | GLS | US8106 |
| 2.4L L4 2359cc | 2010-2011 | GLS, Limited | US6220 |
| 2.4L L4 2359cc | 2012-2013 | GLS, Limited | US8982 |
| 2.4L L4 2359cc | 2014-2015 | Limited, SE | US8982 |
| 2.7L V6 2656cc | 2005 | GLS, LX | US9462 |
| 2.7L V6 2656cc | 2006 | GLS, Limited | US9462 |
| 2.7L V6 2656cc | 2007-2009 | Limited, SE | US9462 |
| VELOSTER | | | |
| 1.6L L4 1591cc 97 CID | 2012 | Base | US6247 |
| 1.6L L4 1591cc 97 CID | 2013 | Base, Turbo | US6247 |
| 1.6L L4 1591cc 97 CID | 2014-2015 | Base, RE:FLEX, Turbo R-Spec, Turbo | US6247 |
| VERACRUZ | | | |
| 3.8L V6 3778cc | 2007-2008 | GLS, Limited, SE | US6048 |
| 3.8L V6 3778cc | 2009-2012 | GLS, Limited | US6048 |
| XG300 | | | |
| 3.0L V6 2972cc | 2001 | Base, L | US9463 |
| XG350 | | | |
| 3.5L V6 3500cc | 2002-2005 | Base, L | US9463 |
| INFINITI | | | |
| EX35 | | | |
| 3.5L V6 3498cc | 2008-2012 | Base, Journey | US9426 |
| 3.5L V6 3498cc | 2010 | Base | US9426 |
| EX37 | | | |
| 3.7L V6 3696cc | 2013 | Base, Journey | US9426 |
| FX35 | | | |
| 3.5L V6 3498cc | 2003-2012 | Base | US9426 |
| 3.5L V6 3498cc | 2007 | Base; From 03/07 | US6198 |
| 3.5L V6 3498cc | 2007 | Base; To 03/07 | US9426 |
| 3.5L V6 3498cc | 2008 | Base | US6198 |
| FX37 | | | |
| 3.7L V6 3696cc | 2013 | Base | US9426 |
| FX45 | | | |
| 4.5L V8 4494cc | 2006-2008 | Base | US6227 |
| 4.5L V8 4500cc | 2003-2005 | Base | US6227 |
| FX50 | | | |
| 5.0L V8 5026cc | 2009-2013 | Base | US9488 |
| G20 | | | |
| 2.0L L4 1998cc | 1991-1993 | Base | US9213 |
| 2.0L L4 1998cc | 1994-1996 | Base, T | US9213 |
| 2.0L L4 2000cc | 1999-2002 | Base, T | US9213 |
| G25 | | | |
| 2.5L V6 2496cc 152 CID | 2011-2012 | Base, Journey, X | US6198 |

| Engine | Years | Application Description | USMW |
|------------------------|-----------|-----------------------------------|--------|
| G35 | | | |
| 3.5L V6 3498cc | 2003 | Base | US9426 |
| 3.5L V6 3498cc | 2004-2006 | Base, X | US9426 |
| 3.5L V6 3498cc | 2007 | Base; From 03/07 | US6198 |
| 3.5L V6 3498cc | 2007 | Base; To 03/07, Journey, Sport, X | US9426 |
| 3.5L V6 3498cc | 2008 | Base, Journey, Sport, X | US9426 |
| G37 | | | |
| 3.7L V6 3696cc | 2008 | Base, Journey, Sport | US9426 |
| 3.7L V6 3696cc | 2009-2010 | Base, Journey, Sport, X | US9426 |
| 3.7L V6 3696cc | 2011-2013 | Base, Journey, Sport, IPL, X | US9426 |
| I30 | | | |
| 3.0L V6 2988cc 182 CID | 1996-2001 | Base, T | US9309 |
| I35 | | | |
| 3.5L V6 3498cc | 2002-2004 | Base | US9426 |
| J30 | | | |
| 3.0L V6 2960cc 181 CID | 1993-1997 | Base, T | US9268 |
| JX35 | | | |
| 3.5L V6 3498cc | 2013 | Base | US6198 |
| M30 | | | |
| 3.0L V6 2960cc 181 CID | 1990-1992 | Base | US9058 |
| M35 | | | |
| 3.5L V6 3498cc | 2006 | Base, X, Sport | US9426 |
| 3.5L V6 3498cc | 2007 | Base, Sport, X; From 03/07 | US6198 |
| 3.5L V6 3498cc | 2007 | Base, Sport, X; To 03/07 | US9426 |
| 3.5L V6 3498cc | 2008 | Base, X | US6198 |
| 3.5L V6 3498cc | 2009-2010 | Base, X | US9426 |
| M35H | | | |
| 3.5L V6 3498cc | 2012-2013 | Base | US9426 |
| M37 | | | |
| 3.7L V6 3696cc | 2011-2013 | Base, X | US9426 |
| M45 | | | |
| 4.5L V8 4494cc | 2006-2007 | Base, Sport | US6227 |
| 4.5L V8 4494cc | 2008-2010 | Base, X | US6227 |
| 4.5L V8 4500cc | 2003-2004 | | US6287 |
| M56 | | | |
| 5.6L V8 5552cc | 2011-2013 | Base, X | US9488 |
| Q40 | | | |
| 3.7L V6 3696cc | 2015 | Base | US9426 |
| Q45 | | | |
| 4.1L V8 4130cc | 1997-2001 | Base, T | US9388 |
| 4.1L V8 4130cc | 2000 | Anniversary Edition, Base, T | US9388 |
| 4.5L V8 4494cc | 1990 | Base | US9239 |
| 4.5L V8 4494cc | 1991-1992 | A, Base | US9239 |
| 4.5L V8 4494cc | 1993 | A, Base; From 02/1993 | US9304 |
| 4.5L V8 4494cc | 1993 | A, Base; To 02/1993 | US9239 |
| 4.5L V8 4494cc | 1994 | | US9304 |
| 4.5L V8 4494cc | 1995-1996 | A, Base, T | US9304 |
| 4.5L V8 4494cc | 2002-2004 | | US6287 |
| 4.5L V8 4494cc | 2005-2006 | Base | US6227 |
| Q50 | | | |
| 3.5L V6 3498cc | 2014-2015 | Hybrid Premium, Hybrid Sport | US9426 |
| 3.7L V6 3696cc | 2014-2015 | Base, Premium, Sport | US9426 |
| Q60 | | | |
| 3.7L V6 3696cc | 2014 | Base, IPL, Journey, S | US9426 |
| 3.7L V6 3696cc | 2015 | Base, IPL, Journey, S, S Limited | US9426 |
| Q70 | | | |
| 3.5L V6 3498cc | 2014-2015 | Hybrid | US9426 |
| 3.7L V6 3696cc | 2014-2015 | 3.7 | US9426 |
| 5.6L V8 5552cc | 2014-2015 | 5.6 | US9488 |
| Q70L | | | |
| 3.7L V6 3696cc | 2015 | 3.7 | US9426 |
| 5.6L V8 5552cc | 2015 | 5.6 | US9488 |
| QX4 | | | |
| 3.3L V6 3275cc | 1997-2000 | Base | US9338 |
| 3.5L V6 3498cc | 2001-2003 | Base | US9309 |
| QX50 | | | |
| 3.7L V6 3696cc | 2014-2015 | Base, Journey | US9426 |



WATER PUMP APPLICATION GUIDE

USMW
Professional Series

| Engine | Years | Application Description | USMW |
|-------------------------|-----------|------------------------------------|--------|
| INFINITI (CONT.) | | | |
| QX56 | | | |
| 5.6L V8 5552cc | 2004-2012 | Base | US9488 |
| 5.6L V8 5552cc | 2013 | Base; FI | US9488 |
| QX60 | | | |
| 2.5L L4 2488cc | 2014-2016 | ELECTRIC/GAS; Hybrid; Supercharged | US8105 |
| 3.5L V6 3498cc | 2014-2015 | Base | US6198 |
| QX70 | | | |
| 3.7L V6 3696cc | 2014-2015 | Base | US9426 |
| 5.0L V8 5026cc | 2014 | Base | US9488 |
| QX80 | | | |
| 5.6L V8 5552cc | 2014-2015 | Base | US9488 |
| INTERNATIONAL | | | |
| 100 | | | |
| 5.0L V8 304 CID | 1974 | Main | US1099 |
| 5.6L V8 345 CID | 1974 | Main | US1099 |
| 6.4L V8 392 CID | 1974 | Main | US1099 |
| 150 | | | |
| 5.0L V8 304 CID | 1975 | Main | US1099 |
| 5.6L V8 345 CID | 1975 | Main | US1099 |
| 6.4L V8 392 CID | 1975 | Main | US1099 |
| 200 | | | |
| 5.0L V8 304 CID | 1974-1975 | Main | US1099 |
| 5.0L V8 304 CID | 1974 | Main | US1099 |
| 5.6L V8 345 CID | 1974-1975 | Main | US1099 |
| 5.6L V8 5654cc 345 CID | 1974 | Main | US1099 |
| 6.4L V8 392 CID | 1974-1975 | Main | US1099 |
| 6.4L V8 392 CID | 1974 | Main | US1099 |
| 1010 | | | |
| 5.0L V8 304 CID | 1972-1973 | Main | US1099 |
| 5.0L V8 4982cc 304 CID | 1971-1973 | Main | US1099 |
| 5.6L V8 5654cc 345 CID | 1971-1973 | Main | US1099 |
| 5.7L V8 345 CID | 1971-1973 | Main | US1099 |
| 6.4L V8 392 CID | 1972-1973 | Main | US1099 |
| 6.4L V8 6424cc 392 CID | 1971-1973 | Main | US1099 |
| 6.4L V8 6425cc 392 CID | 1972-1973 | Main | US1099 |
| 1110 | | | |
| 4.3L V8 4360cc 266 CID | 1971 | Main | US1099 |
| 5.0L V8 304 CID | 1972-1973 | Main | US1099 |
| 5.0L V8 4982cc 304 CID | 1971-1973 | Main | US1099 |
| 5.6L V8 5654cc 345 CID | 1971-1973 | Main | US1099 |
| 5.7L V8 345 CID | 1971-1973 | Main | US1099 |
| 6.4L V8 392 CID | 1972-1973 | Main | US1099 |
| 6.4L V8 6424cc 392 CID | 1971-1973 | Main | US1099 |
| 6.4L V8 6425cc 392 CID | 1972-1973 | Main | US1099 |
| 1210 | | | |
| 5.0L V8 304 CID | 1972-1973 | Main | US1099 |
| 5.0L V8 4982cc 304 CID | 1971-1973 | Main | US1099 |
| 5.6L V8 5654cc 345 CID | 1971-1973 | Main | US1099 |
| 5.7L V8 345 CID | 1971-1973 | Main | US1099 |
| 6.4L V8 392 CID | 1972-1973 | Main | US1099 |
| 6.4L V8 6424cc 392 CID | 1971-1973 | Main | US1099 |
| 1310 | | | |
| 4.3L V8 4360cc 266 CID | 1971 | Main | US1099 |
| 5.0L V8 304 CID | 1971-1973 | Main | US1099 |
| 5.0L V8 4982cc 304 CID | 1971-1973 | Main | US1099 |
| 5.0L V8 4983cc 304 CID | 1972-1973 | Main | US1099 |
| 5.6L V8 5654cc 345 CID | 1971-1973 | Main | US1099 |
| 5.7L V8 345 CID | 1971-1973 | Main | US1099 |
| 6.4L V8 392 CID | 1972-1973 | Main | US1099 |
| 6.4L V8 6424cc 392 CID | 1971-1973 | Main | US1099 |
| 3000 | | | |
| 7.3L V8 444 CID | 1997-2000 | | US66 |
| 3400 | | | |
| 7.3L V8 444 CID | 1996-2002 | | US66 |

| Engine | Years | Application Description | USMW |
|------------------------|-----------|-------------------------|--------|
| 3600 | | | |
| 7.3L V8 444 CID | 1994-1999 | | US66 |
| 3700 | | | |
| 7.3L V8 444 CID | 1994 | | US66 |
| 3800 | | | |
| 7.3L V8 444 CID | 1994-2004 | | US66 |
| 1000A | | | |
| 4.3L L6 4335cc 264 CID | 1966 | Main | US1099 |
| 4.3L V8 4360cc 266 CID | 1966 | Main | US1099 |
| 5.0L V8 4982cc 304 CID | 1966 | Main | US1099 |
| 1000B | | | |
| 4.3L L6 4335cc 264 CID | 1967 | Main | US1099 |
| 4.3L V8 4360cc 266 CID | 1967 | Main | US1099 |
| 5.0L V8 4982cc 304 CID | 1967 | Main | US1099 |
| 5.6L V8 5654cc 345 CID | 1967 | Main | US1099 |
| 1000C | | | |
| 4.3L L6 4335cc 264 CID | 1968 | Main | US1099 |
| 4.3L V8 4360cc 266 CID | 1968 | Main | US1099 |
| 5.0L V8 4982cc 304 CID | 1968 | Main | US1099 |
| 5.6L V8 5654cc 345 CID | 1968 | Main | US1099 |
| 1000D | | | |
| 4.3L L6 4335cc 264 CID | 1969-1970 | Main | US1099 |
| 4.3L V8 4360cc 266 CID | 1969-1970 | Main | US1099 |
| 5.0L V8 304 CID | 1969-1970 | Main | US1099 |
| 5.6L V8 5654cc 345 CID | 1969-1970 | Main | US1099 |
| 6.4L V8 6424cc 392 CID | 1969-1970 | Main | US1099 |
| 1100A | | | |
| 4.3L L6 4335cc 264 CID | 1966 | Main | US1099 |
| 4.3L V8 4360cc 266 CID | 1966 | Main | US1099 |
| 5.0L V8 304 CID | 1966 | Main | US1099 |
| 1100B | | | |
| 4.3L L6 4335cc 264 CID | 1967 | Main | US1099 |
| 4.3L V8 4360cc 266 CID | 1967 | Main | US1099 |
| 5.0L V8 4982cc 304 CID | 1967 | Main | US1099 |
| 5.6L V8 5654cc 345 CID | 1967 | Main | US1099 |
| 1100C | | | |
| 4.3L L6 4335cc 264 CID | 1968 | Main | US1099 |
| 4.3L V8 4360cc 266 CID | 1968 | Main | US1099 |
| 5.0L V8 4982cc 304 CID | 1968 | Main | US1099 |
| 5.6L V8 5654cc 345 CID | 1968 | Main | US1099 |
| 1100D | | | |
| 4.3L L6 4335cc 264 CID | 1969-1970 | Main | US1099 |
| 4.3L V8 4360cc 266 CID | 1969-1970 | Main | US1099 |
| 5.0L V8 304 CID | 1969-1970 | Main | US1099 |
| 5.6L V8 5654cc 345 CID | 1969-1970 | Main | US1099 |
| 6.4L V8 6424cc 392 CID | 1969-1970 | Main | US1099 |
| 1200A | | | |
| 4.3L L6 4335cc 264 CID | 1966 | Main | US1099 |
| 4.3L V8 4360cc 266 CID | 1966 | Main | US1099 |
| 5.0L V8 304 CID | 1966 | Main | US1099 |
| 1200B | | | |
| 4.3L L6 4335cc 264 CID | 1967 | Main | US1099 |
| 4.3L V8 4360cc 266 CID | 1967 | Main | US1099 |
| 5.0L V8 4982cc 304 CID | 1967 | Main | US1099 |
| 5.6L V8 5654cc 345 CID | 1967 | Main | US1099 |
| 1200C | | | |
| 4.3L L6 4335cc 264 CID | 1968 | Main | US1099 |
| 4.3L V8 4360cc 266 CID | 1968 | Main | US1099 |
| 5.0L V8 4982cc 304 CID | 1968 | Main | US1099 |
| 5.6L V8 5654cc 345 CID | 1968 | Main | US1099 |
| 1200D | | | |
| 4.3L L6 4335cc 264 CID | 1969-1970 | Main | US1099 |
| 4.3L V8 4360cc 266 CID | 1969-1970 | Main | US1099 |
| 5.0L V8 304 CID | 1969-1970 | Main | US1099 |
| 5.6L V8 5654cc 345 CID | 1969-1970 | Main | US1099 |
| 6.4L V8 6424cc 392 CID | 1969-1970 | Main | US1099 |

| Engine | Years | Application Description | USMW |
|------------------------------|-----------|-------------------------|--------|
| INTERNATIONAL (CONT.) | | | |
| 1300A | | | |
| 4.3L L6 4335cc 264 CID | 1966 | Main | US1099 |
| 4.3L V8 4360cc 266 CID | 1966 | Main | US1099 |
| 5.0L V8 4982cc 304 CID | 1966 | Main | US1099 |
| 1300B | | | |
| 4.3L L6 4335cc 264 CID | 1967 | Main | US1099 |
| 4.3L V8 4360cc 266 CID | 1967 | Main | US1099 |
| 5.0L V8 4982cc 304 CID | 1967 | Main | US1099 |
| 5.6L V8 5654cc 345 CID | 1967 | Main | US1099 |
| 1300C | | | |
| 4.3L L6 4335cc 264 CID | 1968 | Main | US1099 |
| 4.3L V8 4360cc 266 CID | 1968 | Main | US1099 |
| 5.0L V8 4982cc 304 CID | 1968 | Main | US1099 |
| 5.6L V8 5654cc 345 CID | 1968 | Main | US1099 |
| 1300D | | | |
| 4.3L L6 4335cc 264 CID | 1970 | Main | US1099 |
| 4.3L V8 4360cc 266 CID | 1970 | Main | US1099 |
| 5.0L V8 304 CID | 1969-1970 | Main | US1099 |
| 5.0L V8 4982cc 304 CID | 1969-1970 | Main | US1099 |
| 5.0L V8 4983cc 304 CID | 1969-1970 | Main | US1099 |
| 5.6L V8 5654cc 345 CID | 1969-1970 | Main | US1099 |
| 6.4L V8 6424cc 392 CID | 1969-1970 | Main | US1099 |
| 1652SC | | | |
| 7.3L V8 444 CID | 2004-2005 | | US66 |
| 1652UPS | | | |
| 7.3L V8 444 CID | 1995-1997 | | US66 |
| 3000IC | | | |
| 7.3L V8 444 CID | 2000-2002 | | US66 |
| 4600LP | | | |
| 7.3L V8 444 CID | 1994 | | US66 |
| 4700LP | | | |
| 7.3L V8 444 CID | 1994-2002 | | US66 |
| 4700LPX | | | |
| 7.3L V8 444 CID | 1995-2002 | | US66 |
| 900A | | | |
| 2.5L L4 2491cc 152 CID | 1966-1967 | Main | US1099 |
| 908B | | | |
| 4.3L V8 4360cc 266 CID | 1967 | Main | US1099 |
| 5.0L V8 4982cc 304 CID | 1967 | Main | US1099 |
| 908C | | | |
| 4.3L V8 4360cc 266 CID | 1968-1969 | Main | US1099 |
| 5.0L V8 304 CID | 1969 | Main | US1099 |
| 5.0L V8 4982cc 304 CID | 1968-1969 | Main | US1099 |
| GENESIS RE | | | |
| 7.3L V8 444 CID | 1996-2002 | | US66 |
| M1100 | | | |
| 2.5L L4 152 CID | 1968-1971 | Main | US1099 |
| 2.5L L4 2491cc 152 CID | 1966-1971 | Main | US1099 |
| 4.3L L6 4335cc 264 CID | 1966-1970 | Main | US1099 |
| 4.3L V8 4360cc 266 CID | 1966-1970 | Main | US1099 |
| 5.0L V8 304 CID | 1969-1972 | Main | US1099 |
| 5.0L V8 4982cc 304 CID | 1966-1972 | Main | US1099 |
| M1200 | | | |
| 2.5L L4 2491cc 152 CID | 1966-1971 | Main | US1099 |
| 4.3L L6 4335cc 264 CID | 1966-1970 | Main | US1099 |
| 4.3L V8 4360cc 266 CID | 1966-1970 | Main | US1099 |
| 5.0L V8 304 CID | 1969-1972 | Main | US1099 |
| M1400 | | | |
| 4.3L L6 4335cc 264 CID | 1966-1967 | Main | US1099 |
| 4.3L V8 4360cc 266 CID | 1966-1967 | Main | US1099 |
| 5.0L V8 304 CID | 1966-1967 | Main | US1099 |
| 5.0L V8 304 CID | 1969 | Main | US1099 |
| M800 | | | |
| 2.5L L4 152 CID | 1968-1971 | Main | US1099 |
| 2.5L L4 2491cc 152 CID | 1966-1971 | Main | US1099 |

| Engine | Years | Application Description | USMW |
|------------------------|-----------|--|---------|
| 5.0L V8 304 CID | 1969-1971 | Main | US1099 |
| MA1200 | | | |
| 4.3L V8 4360cc 266 CID | 1967-1970 | Main | US1099 |
| 5.0L V8 304 CID | 1969-1971 | Main | US1099 |
| 5.0L V8 4982cc 304 CID | 1967-1971 | Main | US1099 |
| MHC1310 | | | |
| 5.0L V8 304 CID | 1974 | Main | US1099 |
| MS | | | |
| 5.6L V8 345 CID | 1975 | Main | US1099 |
| 6.4L V8 392 CID | 1975 | Main | US1099 |
| MS1210 | | | |
| 5.0L V8 304 CID | 1972-1974 | Main | US1099 |
| 5.6L V8 5654cc 345 CID | 1972-1974 | Main | US1099 |
| 6.4L V8 6424cc 392 CID | 1972-1974 | Main | US1099 |
| SCOUT | | | |
| 2.5L L4 152 CID | 1968-1970 | Main | US1099 |
| 2.5L L4 2491cc 152 CID | 1966-1971 | Main | US1099 |
| 4.3L L6 265 CID | 1970 | Main | US1099 |
| 4.3L L6 4335cc 264 CID | 1970 | Main | US1099 |
| 4.3L V8 4360cc 266 CID | 1967-1968 | Main | US1099 |
| 5.0L V8 304 CID | 1969-1970 | Main | US1099 |
| SCOUT II | | | |
| 5.0L V8 304 CID | 1971-1974 | Main | US1099 |
| 5.0L V8 304 CID | 1971-1975 | Main | US1099 |
| 5.6L V8 345 CID | 1971-1975 | Main | US1099 |
| 5.6L V8 5654cc 345 CID | 1971-1974 | Main | US1099 |
| 5.7L V8 345 CID | 1972-1974 | Main | US1099 |
| 6.4L V8 392 CID | 1975 | Main | US1099 |
| TRAVELALL | | | |
| 5.0L V8 304 CID | 1975 | Main | US1099 |
| 5.6L V8 345 CID | 1975 | Main | US1099 |
| 6.4L V8 392 CID | 1975 | Main | US1099 |
| ISUZU | | | |
| AMIGO | | | |
| 2.2L L4 2180cc | 1998-2000 | S | US9375 |
| 2.3L L4 2254cc | 1989-1991 | S, XS | US9105 |
| 2.3L L4 2254cc | 1992-1993 | S | US9105 |
| 2.6L L4 2559cc | 1989-1994 | S, XS | US9133 |
| 3.2L V6 3165cc | 1998-2000 | S | US9365 |
| ASCENDER | | | |
| 4.2L L6 256 CID | 2003 | Base, Limited, LS | US5097 |
| 4.2L L6 256 CID | 2004-2005 | LS, S | US5097 |
| 4.2L L6 256 CID | 2006 | Base, LS | US5097 |
| 4.2L L6 256 CID | 2007-2008 | S | US5097 |
| 5.3L V8 5328cc 325 CID | 2003 | Base, Limited, LS | US64 |
| 5.3L V8 5328cc 325 CID | 2003 | Base; Limited; LS; Includes thermostat and thermostat housing | US64-T |
| 5.3L V8 5328cc 325 CID | 2004 | Limited, LS | US64 |
| 5.3L V8 5328cc 325 CID | 2004 | Limited; LS; Includes thermostat and thermostat housing | US64-T |
| 5.3L V8 5328cc 325 CID | 2005 | Limited, LS, S | US64 |
| 5.3L V8 5328cc 325 CID | 2005 | Limited; LS; S; Includes thermostat and thermostat housing | US64-T |
| 5.3L V8 5328cc 325 CID | 2006 | LS | US64 |
| 5.3L V8 5328cc 325 CID | 2006 | LS; Includes thermostat and thermostat housing | US64-T |
| AXIOM | | | |
| 3.5L V6 3475cc | 2002 | Base, XS | US9365 |
| 3.5L V6 3491cc | 2003 | Base, XS | US9365 |
| 3.5L V6 3494cc | 2004 | S, XS | US9365 |
| FRR | | | |
| 7.8L L6 475 CID | 2000-2002 | 8 vane impeller | US73 |
| HOMBRE | | | |
| 2.2L L4 2180cc | 1996-2000 | S, XS | US5032 |
| 4.3L V6 262 CID | 2000 | High performance - S, XS | US5077H |
| 4.3L V6 262 CID | 2000 | S, XS | US5077 |
| 4.3L V6 4294cc | 1997-1999 | High performance - S, XS | US5077H |

| Engine | Years | Application Description | USMW |
|------------------------|-----------|-------------------------|--------|
| ISUZU (CONT.) | | | |
| HOMBRE (CONT.) | | | |
| 4.3L V6 4294cc | 1997-1999 | S, XS | US5077 |
| I-280 | | | |
| 2.8L L4 2770cc 169 CID | 2006 | Base | US5097 |
| I-290 | | | |
| 2.9L L4 2921cc 178 CID | 2007 | LS, S | US5097 |
| 2.9L L4 2921cc 178 CID | 2008 | S | US5097 |
| I-350 | | | |
| 3.5L L5 3460cc 211 CID | 2006 | Base | US5097 |
| I-370 | | | |
| 3.7L L5 3654cc 223 CID | 2007-2008 | LS | US5097 |
| I-MARK | | | |
| 1.5L L4 1471cc | 1985 | Base, DLX | US5031 |
| 1.5L L4 1471cc | 1986 | Base | US5031 |
| 1.5L L4 1471cc | 1987-1988 | | US5031 |
| 1.5L L4 1471cc | 1989 | LS, S, XS | US5031 |
| 1.6L L4 1588cc | 1989 | RS | US9160 |
| 1.8L L4 1817cc | 1981-1982 | DIESEL | US5009 |
| 1.8L L4 1817cc | 1981-1984 | GAS | US1127 |
| 1.8L L4 1817cc | 1982-1983 | | US1127 |
| 1.8L L4 1817cc | 1983 | DIESEL; From 02/1983 | US5027 |
| 1.8L L4 1817cc | 1983 | DIESEL; To 02/1983 | US5009 |
| 1.8L L4 1817cc | 1984 | DIESEL | US5027 |
| 1.8L L4 1817cc | 1985 | Base | US1127 |
| IMPULSE | | | |
| 1.6L L4 1588cc | 1990 | XS | US9220 |
| 1.6L L4 1588cc | 1991 | RS, XS | US9220 |
| 1.6L L4 1588cc | 1992 | RS | US9220 |
| 1.8L L4 1809cc 110 CID | 1992 | XS | US9221 |
| 1.9L L4 1949cc | 1983-1987 | Base | US1127 |
| 1.9L L4 1949cc | 1984 | Base, SE | US1127 |
| 2.0L L4 1994cc | 1985-1989 | Base | US9106 |
| 2.0L L4 1994cc | 1989 | | US9134 |
| 2.3L L4 2254cc | 1988-1989 | Base | US9105 |
| OASIS | | | |
| 2.2L L4 2156cc | 1996-1997 | LS, S | US9209 |
| 2.3L L4 2254cc | 1999 | LS, S | US9209 |
| 2.3L L4 2254cc | 1998 | LS, S | US9209 |
| PICKUP | | | |
| 1.8L L4 1817cc | 1981-1982 | Base, DLX | US1127 |
| 1.9L L4 1949cc | 1983-1987 | Base, DLX, LS | US1127 |
| 1.9L L4 1949cc | 1984-1985 | Base, DLX, LX | US1127 |
| 2.2L L4 2238cc | 1981-1982 | Base, DLX | US9132 |
| 2.2L L4 2238cc | 1983-1987 | Base, DLX, LS | US9132 |
| 2.2L L4 2238cc | 1984-1985 | Base, DLX, LX | US9132 |
| 2.3L L4 2254cc | 1986-1987 | Base, DLX, LS | US9105 |
| 2.3L L4 2254cc | 1989 | LS, S, XS | US9105 |
| 2.3L L4 2254cc | 1990 | LS, S | US9105 |
| 2.3L L4 2254cc | 1991-1995 | S | US9105 |
| 2.6L L4 2559cc | 1988-1992 | 1 Ton, LS, S | US9133 |
| 2.6L L4 2559cc | 1989-1990 | 1 Ton, LS, S, XS | US9133 |
| 2.6L L4 2559cc | 1993-1995 | S | US9133 |
| 3.1L V6 3137cc | 1991 | LS, S | US5035 |
| 3.1L V6 3137cc | 1992-1994 | S | US5035 |
| RODEO | | | |
| 2.2L L4 2180cc | 1998-2002 | S | US9375 |
| 2.2L L4 2180cc | 1999-2000 | LSE, S | US9375 |
| 2.2L L4 2180cc | 2003 | LS, LSE, S | US9375 |
| 2.6L L4 2559cc | 1991-1997 | LS, S | US9133 |
| 2.6L L4 2559cc | 1992 | LS, S, XS | US9133 |
| 3.1L V6 3137cc | 1991-1992 | LS, S, XS | US5035 |
| 3.2L V6 3165cc | 1993-1997 | LS, S | US9278 |
| 3.2L V6 3165cc | 1998 | LS, S | US9365 |
| 3.2L V6 3165cc | 1999-2000 | LS, LSE, S | US9365 |
| 3.2L V6 3165cc | 2001-2003 | LS, LSE, S V6 | US9365 |
| 3.2L V6 3165cc | 2004 | S | US9365 |

| Engine | Years | Application Description | USMW |
|------------------------|-----------|--------------------------------------|--------|
| 3.5L V6 3494cc | 2004 | S | US9365 |
| RODEO SPORT | | | |
| 2.2L L4 2180cc | 2001-2003 | S | US9375 |
| 3.2L V6 3165cc | 2001-2003 | S V6 | US9365 |
| STYLUS | | | |
| 1.6L L4 1588cc | 1991-1993 | S | US9221 |
| 1.6L L4 1588cc | 1991 | XS | US9220 |
| 1.8L L4 1809cc 110 CID | 1992 | RS | US9221 |
| TROOPER | | | |
| 1.9L L4 1949cc | 1984-1985 | Base | US1127 |
| 2.2L L4 2238cc | 1984 | Base | US1127 |
| 2.2L L4 2238cc | 1986 | DLX, LS, LX | US9132 |
| 2.2L L4 2238cc | 1987 | DLX, LS | US9132 |
| 2.3L L4 2254cc | 1986 | DLX, LS, LX | US9105 |
| 2.3L L4 2254cc | 1987 | DLX, LS | US9105 |
| 2.6L L4 2559cc | 1988 | LS, S, XS | US9133 |
| 2.6L L4 2559cc | 1989 | LS, XS, RS, S | US9133 |
| 2.6L L4 2559cc | 1990 | RS, S | US9133 |
| 2.6L L4 2559cc | 1991 | S | US9133 |
| 2.8L V6 2827cc | 1989 | LS, S | US5035 |
| 2.8L V6 2827cc | 1990 | LS, S, XS | US5035 |
| 2.8L V6 2827cc | 1991 | LS, S, SE, XS | US5035 |
| 3.2L V6 3165cc | 1992 | LS, S | US9278 |
| 3.2L V6 3165cc | 1993-1994 | LS, S, RS | US9278 |
| 3.2L V6 3165cc | 1995 | RS, S | US9278 |
| 3.2L V6 3165cc | 1996 | LS, S, SE | US9278 |
| 3.2L V6 3165cc | 1997 | LS, S, Ltd | US9278 |
| 3.5L V6 3475cc | 1998-1999 | S | US9365 |
| 3.5L V6 3475cc | 2000-2002 | Limited, LS, S | US9365 |
| VEHICROSS | | | |
| 3.5L V6 3475cc | 1999-2001 | Base | US9365 |
| JAGUAR | | | |
| S-TYPE | | | |
| 3.0L V6 2968cc 181 CID | 2000-2002 | Base | US4118 |
| 3.0L V6 2968cc 181 CID | 2003-2008 | Base | US4129 |
| 3.0L V6 2968cc 181 CID | 2005 | Base, Sport | US4129 |
| 4.0L V8 3996cc 244 CID | 2000-2002 | Base | US4124 |
| 4.2L V8 4196cc | 2003-2008 | Base, R; Supercharged | US4124 |
| 4.2L V8 4196cc | 2005 | R; Supercharged, Sport | US4124 |
| 4.2L V8 4196cc | 2006 | Base, R; Supercharged, VDP Edition | US4124 |
| SUPER V8 | | | |
| 4.2L V8 4196cc | 2005-2007 | Base; Supercharged | US4124 |
| 4.2L V8 4196cc | 2006 | Base; Supercharged, Portfolio | US4124 |
| 4.2L V8 4196cc | 2008-2009 | Base | US4124 |
| VANDEN PLAS | | | |
| 3.6L L6 3590cc | 1988 | Base | US9163 |
| 3.6L L6 3590cc | 1989 | Base, Majestic | US9163 |
| 4.0L L6 3980cc | 1990-1992 | Base, Majestic | US9163 |
| 4.0L L6 3980cc | 1991 | Base | US9163 |
| 4.0L L6 3980cc | 1993-1994 | Base | US9280 |
| 4.0L L6 3980cc | 1995-1997 | Base | US9356 |
| 4.0L V8 3996cc 244 CID | 1998-1999 | Base | US4124 |
| 4.0L V8 3996cc 244 CID | 2000-2003 | Base, C, SC | US4124 |
| 4.2L L6 4235cc | 1982-1987 | Base | US9164 |
| 4.2L V8 4196cc | 2004-2009 | Base | US4124 |
| XF | | | |
| 4.2L V8 4196cc | 2009 | Luxury, Premium Luxury, Supercharged | US4124 |
| 4.2L V8 4196cc | 2010 | Base | US4124 |
| XJ12 | | | |
| 5.3L V12 5343cc | 1975-1979 | Main | US9165 |
| 6.0L V12 5994cc | 1994-1996 | Base | US9165 |
| XJ6 | | | |
| 3.6L L6 3590cc | 1988-1989 | Base | US9163 |
| 4.0L L6 3980cc | 1990-1992 | Base, Sovereign | US9163 |
| 4.0L L6 3980cc | 1993 | Base, Sovereign | US9280 |
| 4.0L L6 3980cc | 1994 | Base | US9280 |
| 4.0L L6 3980cc | 1995-1996 | Base | US9356 |
| 4.0L L6 3980cc | 1997 | Base, L | US9356 |

| Engine | Years | Application Description | USMW |
|------------------------|-----------|---|--------|
| JAGUAR (CONT.) | | | |
| XJ6 (CONT.) | | | |
| 4.2L L6 4235cc | 1975-1979 | Main | US9211 |
| 4.2L L6 4235cc | 1980 | L | US9211 |
| 4.2L L6 4235cc | 1981 | Base | US9211 |
| 4.2L L6 4235cc | 1982 | Base, From Chassis/VIN 330666 | US9164 |
| 4.2L L6 4235cc | 1982 | Base, To Chassis/VIN 330665 | US9211 |
| 4.2L L6 4235cc | 1983-1987 | Base | US9164 |
| XJ8 | | | |
| 4.0L V8 3996cc 244 CID | 1998-2001 | Base, L | US4124 |
| 4.0L V8 3996cc 244 CID | 2002-2003 | Base, Sport | US4124 |
| 4.2L V8 4196cc | 2004 | Base | US4124 |
| 4.2L V8 4196cc | 2005-2009 | Base, L | US4124 |
| XJR | | | |
| 4.0L L6 3980cc | 1995-1997 | Base | US9356 |
| 4.0L V8 3996cc 244 CID | 1998-2003 | Base | US4124 |
| 4.2L V8 4196cc | 2004-2005 | Base, Supercharged | US4124 |
| 4.2L V8 4196cc | 2006-2009 | Base | US4124 |
| XJRS | | | |
| 6.0L V12 5994cc | 1993 | Base | US9165 |
| XJS | | | |
| 4.0L L6 3980cc | 1993 | Base; From Engine 163523; To Engine 196089 | US9280 |
| 4.0L L6 3980cc | 1993 | Base; From Engine B100136 | US9356 |
| 4.0L L6 3980cc | 1993 | Base; To Engine 163522 | US9163 |
| 4.0L L6 3980cc | 1994 | 2+2, Base; From Engine 163523; To Engine 196089 | US9280 |
| 4.0L L6 3980cc | 1994 | 2+2, Base; From Engine B100136 | US9356 |
| 4.0L L6 3980cc | 1994 | 2+2, Base; To Engine 163522 | US9163 |
| 4.0L L6 3980cc | 1995 | 2+2, Base | US9356 |
| 4.0L L6 3980cc | 1996 | 2+2 | US9356 |
| 5.3L V12 5343cc | 1976-1979 | Main | US9165 |
| 5.3L V12 5343cc | 1980-1992 | Base | US9165 |
| 5.3L V12 5343cc | 1987-1988 | Base, C | US9165 |
| 5.3L V12 5343cc | 1989 | Base, Collection Rouge | US9165 |
| 5.3L V12 5343cc | 1990 | Base, Classic Collection, Collection Rouge | US9165 |
| 5.3L V12 5343cc | 1991 | Classic Collection | US9165 |
| 6.0L V12 5994cc | 1994-1995 | 2+2, Base | US9165 |
| XK | | | |
| 4.2L V8 4196cc | 2007-2009 | Base | US4124 |
| XK8 | | | |
| 4.0L V8 3996cc 244 CID | 1997-2002 | Base | US4124 |
| 4.2L V8 4196cc | 2003-2005 | Base | US4124 |
| 4.2L V8 4196cc | 2006 | Base, Victory Edition | US4124 |
| XKR | | | |
| 4.0L V8 3996cc 244 CID | 2000 | Base | US4124 |
| 4.0L V8 3996cc 244 CID | 2001 | Base, Silverstone | US4124 |
| 4.0L V8 3996cc 244 CID | 2002 | 100, Base | US4124 |
| 4.2L V8 4196cc | 2003-2007 | Base | US4124 |
| 4.2L V8 4196cc | 2006 | Base, Victory Edition | US4124 |
| 4.2L V8 4196cc | 2008-2009 | Base, Portfolio | US4124 |
| X-TYPE | | | |
| 2.5L V6 152 CID | 2002-2005 | Base | US6657 |
| 3.0L V6 2968cc 181 CID | 2002-2008 | Base | US6657 |
| 3.0L V6 2968cc 181 CID | 2005 | Base, Premium, Vanden Plas | US6657 |
| 3.0L V6 2968cc 181 CID | 2006 | Base, Sport, VDP Edition | US6657 |
| JEEP | | | |
| CHEROKEE | | | |
| 2.1L L4 126 CID | 1985-1987 | Base, Chief, Laredo, Pioneer | US3409 |
| 2.4L L4 2360cc 144 CID | 2014-2015 | | US6038 |
| 2.5L L4 150 CID | 1984-1990 | Base; Heater fitting required; V-Belt Drive | US3414 |
| 2.5L L4 150 CID | 1984-1990 | Base; Serpentine Belt Drive | US3413 |
| 2.5L L4 150 CID | 1984-1990 | Base; V-Belt Drive | US3403 |
| 2.5L L4 150 CID | 1985-1988 | Base, Chief, Laredo, Pioneer; Serpentine Belt Drive | US3413 |
| 2.5L L4 150 CID | 1985-1988 | Base, Chief, Laredo, Pioneer; V-Belt Drive | US3403 |
| 2.5L L4 150 CID | 1985-1988 | Base, Chief, Laredo, Pioneer; V-Belt Drive | US3414 |

| Engine | Years | Application Description | USMW |
|------------------------|-----------|---|---------|
| 2.5L L4 150 CID | 1989 | Base, Laredo, Pioneer, Sport; Heater fitting required; V-Belt Drive | US3414 |
| 2.5L L4 150 CID | 1989 | Base, Laredo, Pioneer, Sport; Serpentine Belt Drive | US3413 |
| 2.5L L4 150 CID | 1989 | Base, Laredo, Pioneer, Sport; V-Belt Drive | US3403 |
| 2.5L L4 150 CID | 1991-1993 | Base | US7136 |
| 2.5L L4 150 CID | 1994-2000 | SE | US7136 |
| 2.8L V6 173 CID | 1984 | Base | US5006 |
| 2.8L V6 173 CID | 1985-1986 | Base, Chief, Laredo, Pioneer | US5006 |
| 4.0L L6 242 CID | 1987-1988 | Base, Chief, Laredo, Limited, Pioneer | US3412 |
| 4.0L L6 242 CID | 1989-1990 | Base, Laredo, Limited, Pioneer, Sport | US3412 |
| 4.0L L6 242 CID | 1991-1992 | Base, Briarwood, Laredo, Limited, Sport | US3412 |
| 4.0L L6 242 CID | 1993 | Base, Country, Sport | US3412 |
| 4.0L L6 242 CID | 1994-1997 | Country, SE, Sport | US3412 |
| 4.0L L6 242 CID | 1996 | Classic, Country, SE, Sport | US3412 |
| 4.0L L6 242 CID | 1998-2001 | Classic, Limited, SE, Sport | US3412 |
| 4.2L L6 258 CID | 1975-1979 | Main | US1077 |
| 4.2L L6 258 CID | 1980 | Base, Wide Track | US3403 |
| 4.2L L6 258 CID | 1980 | Base, Wide Track; Heater fitting required; V-Belt Drive | US3414 |
| 4.2L L6 258 CID | 1981-1982 | Base, Chief; Heater fitting required; V-Belt Drive | US3414 |
| 4.2L L6 258 CID | 1981-1982 | Base, Chief; Serpentine Belt Drive | US3413 |
| 4.2L L6 258 CID | 1981-1982 | Base, Chief; V-Belt Drive | US3403 |
| 4.2L L6 258 CID | 1983 | Base, Chief, Pioneer; Heater fitting required; V-Belt Drive | US3414 |
| 4.2L L6 258 CID | 1983 | Base, Chief, Pioneer; Serpentine Belt Drive | US3413 |
| 4.2L L6 258 CID | 1983 | Base, Chief, Pioneer; V-Belt Drive | US3403 |
| 5.9L V8 360 CID | 1975-1979 | High performance - Main | US3401H |
| 5.9L V8 360 CID | 1975-1979 | Main | US3401 |
| 5.9L V8 360 CID | 1980 | Base, Wide Track | US3401 |
| 5.9L V8 360 CID | 1980 | High performance - Base, Wide Track | US3401H |
| 5.9L V8 360 CID | 1981-1982 | Base, Chief | US3401 |
| 5.9L V8 360 CID | 1981-1982 | High performance - Base, Chief | US3401H |
| 5.9L V8 360 CID | 1983 | Base, Chief, Pioneer | US3401 |
| 5.9L V8 360 CID | 1983 | High performance - Base, Chief, Pioneer | US3401H |
| 6.6L V8 401 CID | 1975-1978 | High performance - Main | US3401H |
| 6.6L V8 401 CID | 1975-1978 | Main | US3401 |
| CJ10 (MEX) | | | |
| 4.6L L6 4600cc 282 CID | 1984-1985 | | US3403 |
| CJ3 | | | |
| 3.7L V6 3687cc 225 CID | 1966 | Main | US855 |
| CJ5 | | | |
| 2.5L L4 151 CID | 1980 | Base, Golden Eagle, Laredo, Renegade | US1107 |
| 2.5L L4 151 CID | 1981-1983 | Heater fitting required; V-Belt Drive | US3414 |
| 2.5L L4 151 CID | 1981 | Base, Laredo, Renegade; V-Belt Drive | US3403 |
| 2.5L L4 151 CID | 1981 | Serpentine Belt Drive | US3413 |
| 2.5L L4 151 CID | 1982-1983 | Base, Laredo, Renegade, Limited; Serpentine Belt Drive | US3413 |
| 2.5L L4 151 CID | 1982-1983 | Base, Laredo, Renegade, Limited; V-Belt Drive | US3403 |
| 3.7L V6 3687cc 225 CID | 1966-1971 | Main | US855 |
| 4.2L L6 258 CID | 1980 | Base, Laredo, Renegade, Golden Eagle; V-Belt Drive | US3403 |
| 4.2L L6 258 CID | 1980 | Heater fitting required; V-Belt Drive | US3414 |
| 4.2L L6 258 CID | 1980 | Serpentine Belt Driven | US3413 |
| 4.2L L6 258 CID | 1981-1983 | Base, Laredo, Renegade; Heater fitting required; V-Belt Drive | US3414 |
| 4.2L L6 258 CID | 1981 | Base, Laredo, Renegade; Serpentine Belt Drive | US3413 |
| 4.2L L6 258 CID | 1981 | Base, Laredo, Renegade; V-Belt Drive | US3403 |
| 4.2L L6 258 CID | 1982-1983 | Base, Laredo, Limited, Renegade; Serpentine Belt Drive | US3413 |
| 4.2L L6 258 CID | 1982-1983 | Base, Laredo, Renegade, Limited; V-Belt Drive | US3403 |
| 5.0L V8 304 CID | 1980 | Base, Laredo, Renegade, Golden Eagle | US3401 |
| 5.0L V8 304 CID | 1980 | High performance - Base, Laredo, Renegade, Golden Eagle | US3401H |
| 5.0L V8 304 CID | 1981 | Base, Laredo, Renegade | US3401 |
| 5.0L V8 304 CID | 1981 | High performance - Base, Laredo, Renegade | US3401H |
| CJ5A | | | |
| 3.7L V6 3687cc 225 CID | 1966-1968 | Main | US855 |

| Engine | Years | Application Description | USMW |
|------------------------|-----------|--|---------|
| JEEP (CONT.) | | | |
| CJ5D (MEX) | | | |
| 3.8L L6 3800cc 232 CID | 1965-1971 | | US1021 |
| 4.2L L6 4200cc 258 CID | 1965-1971 | | US1021 |
| 4.2L L6 4200cc 258 CID | 1975-1986 | | US3403 |
| 4.6L L6 4600cc 282 CID | 1973-1983 | | US1077 |
| 4.6L L6 4600cc 282 CID | 1975-1986 | | US3403 |
| CJ5S (MEX) | | | |
| 3.8L L6 3800cc 232 CID | 1965-1971 | | US1021 |
| 4.2L L6 4200cc 258 CID | 1965-1971 | | US1021 |
| CJ6 | | | |
| 3.7L V6 225 CID | 1968 | Main | US855 |
| 3.7L V6 3687cc 225 CID | 1966-1971 | Main | US855 |
| CJ6A | | | |
| 3.7L V6 3687cc 225 CID | 1966-1968 | Main | US855 |
| CJ7 | | | |
| 2.5L L4 150 CID | 1983-1986 | Heater fitting required; V-Belt Drive | US3414 |
| 2.5L L4 150 CID | 1983-1986 | Serpentine Belt Drive | US3413 |
| 2.5L L4 150 CID | 1983-1986 | V-Belt Drive | US3403 |
| 2.5L L4 151 CID | 1980 | Base, Laredo, Renegade, Golden Hawk | US1107 |
| 2.5L L4 151 CID | 1981-1982 | Heater fitting required; V-Belt Drive | US3414 |
| 2.5L L4 151 CID | 1981-1982 | Serpentine Belt Drive | US3413 |
| 2.5L L4 151 CID | 1981-1982 | V-Belt Drive | US3403 |
| 2.5L L4 151 CID | 1981 | Base, Laredo, Renegade | US1107 |
| 2.5L L4 151 CID | 1982-1983 | Base, Laredo, Renegade, Limited | US1107 |
| 3.8L L6 232 CID | 1976-1978 | Main | US1077 |
| 4.2L L6 258 CID | 1976-1979 | Main | US1077 |
| 4.2L L6 258 CID | 1980-1986 | Heater fitting required; V-Belt Drive | US3414 |
| 4.2L L6 258 CID | 1980 | Base, Golden Hawk, Laredo, Renegade | US3403 |
| 4.2L L6 258 CID | 1981-1986 | Serpentine Belt Drive | US3413 |
| 4.2L L6 258 CID | 1981-1986 | V-Belt Drive | US3403 |
| 4.2L L6 258 CID | 1984 | Base, Renegade; Heater fitting required; V-Belt Drive | US3414 |
| 5.0L V8 304 CID | 1976-1979 | High performance - Main | US3401H |
| 5.0L V8 304 CID | 1976-1979 | Main | US3401 |
| 5.0L V8 304 CID | 1980 | Base, Laredo, Renegade, Golden Hawk | US3401 |
| 5.0L V8 304 CID | 1980 | High performance - Base, Laredo, Renegade, Golden Hawk | US3401H |
| 5.0L V8 304 CID | 1981 | Base, Laredo, Renegade | US3401 |
| 5.0L V8 304 CID | 1981 | High performance - Base, Laredo, Renegade | US3401H |
| CJ7 (MEX) | | | |
| 3.8L L6 3800cc 232 CID | 1965-1974 | | US1021 |
| 3.8L L6 3800cc 232 CID | 1975 | | US1077 |
| 4.2L L6 4200cc 258 CID | 1965-1974 | | US1021 |
| 4.2L L6 4200cc 258 CID | 1975-1978 | | US1077 |
| 4.6L L6 4600cc 282 CID | 1973 | | US1021 |
| 4.6L L6 4600cc 282 CID | 1974-1983 | | US1077 |
| 4.6L L6 4600cc 282 CID | 1980-1986 | | US3403 |
| COMANCHE | | | |
| 2.1L L4 126 CID | 1986 | Custom, X, XLS | US3409 |
| 2.1L L4 126 CID | 1987 | Base, Laredo, Pioneer | US3409 |
| 2.5L L4 150 CID | 1986 | Heater fitting required; V-Belt Drive | US3414 |
| 2.5L L4 150 CID | 1986 | Serpentine Belt Drive | US3413 |
| 2.5L L4 150 CID | 1986 | V-Belt Drive | US3403 |
| 2.5L L4 150 CID | 1987-1990 | Base, Laredo, Pioneer | US3414 |
| 2.5L L4 150 CID | 1987-1990 | Heater fitting required; V-Belt Drive | US3413 |
| 2.5L L4 150 CID | 1987-1990 | Serpentine Belt Drive | US3403 |
| 2.5L L4 150 CID | 1991 | Base, Pioneer | US7136 |
| 2.5L L4 150 CID | 1992 | Base | US7136 |
| 2.8L V6 173 CID | 1986 | Custom, X, XLS | US5006 |
| 4.0L L6 242 CID | 1987 | Base, Pioneer, Chief, Laredo | US3412 |
| 4.0L L6 242 CID | 1988 | Base, Pioneer, Chief, Laredo, Eliminator | US3412 |
| 4.0L L6 242 CID | 1989-1992 | Base, Pioneer, Eliminator | US3412 |
| COMMANDER | | | |
| 3.7L V6 226 CID | 2006 | 65th Anniversary Edition, Base | US7163 |
| 3.7L V6 226 CID | 2007 | Base, Sport | US7163 |
| 3.7L V6 226 CID | 2008-2010 | Sport | US7163 |
| 4.7L V8 285 CID | 2006-2009 | | US7163 |

| Engine | Years | Application Description | USMW |
|-----------------------------|-----------|---|--------|
| 5.7L V8 345 CID | 2006 | Limited | US8940 |
| 5.7L V8 345 CID | 2007-2008 | Limited, Overland | US8940 |
| 5.7L V8 345 CID | 2009 | Limited, Overland | US8979 |
| 5.7L V8 345 CID | 2010 | Limited, Sport | US8979 |
| COMMANDER (MEX) | | | |
| 5.7L V8 5654cc 345 CID | 2010 | Limited Premium | US8971 |
| COMMANDO | | | |
| 3.7L V6 3687cc 225 CID | 1966-1971 | Main | US855 |
| COMPASS | | | |
| 2.0L L4 1998cc 122 CID | 2008-2015 | | US6038 |
| 2.4L L4 2360cc 144 CID | 2007-2015 | | US6038 |
| DISPATCHER | | | |
| 3.7L V6 3687cc 225 CID | 1966-1969 | Main | US855 |
| DJ5 | | | |
| 3.7L V6 3687cc 225 CID | 1966-1971 | Main | US855 |
| DJ6 | | | |
| 3.7L V6 3687cc 225 CID | 1966-1968 | Main | US855 |
| FC150 | | | |
| 3.7L L6 3704cc 226 CID | 1966 | Main | US855 |
| 3.7L V6 3687cc 225 CID | 1966 | Main | US855 |
| FC170HD | | | |
| 3.7L L6 3687cc 225 CID | 1966 | Main | US855 |
| GRAND CHEROKEE | | | |
| 3.0L V6 2985cc 182 CID | 2007-2009 | | US6155 |
| 3.6L V6 3604cc 220 CID | 2011-2015 | | US8981 |
| 3.7L V6 226 CID | 2005-2009 | Laredo | US7163 |
| 3.7L V6 226 CID | 2006 | 65th Anniversary Edition, Laredo | US7163 |
| 3.7L V6 226 CID | 2010 | Laredo, Limited | US7163 |
| 4.0L L6 242 CID | 1993 | Base, Laredo, Limited | US7136 |
| 4.0L L6 242 CID | 1994 | Laredo, Limited, SE | US7136 |
| 4.0L L6 242 CID | 1995 | Laredo, Limited, Orvis, SE | US7136 |
| 4.0L L6 242 CID | 1996 | Laredo, Limited | US7136 |
| 4.0L L6 242 CID | 1997 | Laredo, Limited, Orvis, TSi | US7136 |
| 4.0L L6 242 CID | 1998 | Laredo, Limited, TSi | US7136 |
| 4.0L L6 242 CID | 1999-2003 | Laredo, Limited | US7164 |
| 4.0L L6 242 CID | 2002 | Laredo, Limited, Sport | US7164 |
| 4.0L L6 242 CID | 2004 | Laredo, Limited, Special Edition | US7164 |
| 4.7L V8 285 CID | 2002 | Laredo, Limited, Overland, Sport | US7163 |
| 4.7L V8 285 CID | 2003 | Laredo, Limited, Overland | US7163 |
| 4.7L V8 285 CID | 2004 | Laredo, Limited, Special Edition, Overland | US7163 |
| 4.7L V8 285 CID | 2005-2009 | Laredo, Limited | US7163 |
| 4.7L V8 285 CID | 2006 | 65th Anniversary Edition, Laredo, Limited | US7163 |
| 4.7L V8 287 CID | 1999-2001 | Laredo, Limited | US7163 |
| 5.2L V8 5211cc 318 CID | 1993 | Base, Laredo, Limited | US7160 |
| 5.2L V8 5211cc 318 CID | 1994-1996 | Laredo, Limited | US7160 |
| 5.2L V8 5211cc 318 CID | 1995 | Laredo, Limited, Orvis, SE | US7160 |
| 5.2L V8 5211cc 318 CID | 1997 | Laredo, Limited, Orvis, TSi | US7160 |
| 5.2L V8 5211cc 318 CID | 1998 | Laredo, Limited, TSi | US7160 |
| 5.7L V8 345 CID | 2005 | Limited | US8940 |
| 5.7L V8 345 CID | 2006-2008 | Limited, Overland | US8940 |
| 5.7L V8 345 CID | 2009 | Limited, Overland | US8979 |
| 5.7L V8 345 CID | 2010 | Laredo, Limited | US8979 |
| 5.7L V8 345 CID | 2011 | Laredo, Limited, Overland | US8971 |
| 5.7L V8 345 CID | 2012 | Laredo, Limited, Overland, Overland Summit | US8971 |
| 5.9L V8 360 CID | 1998 | 5.9 Limited | US7160 |
| 6.1L V8 6059cc 370 CID | 2006-2010 | SRT8 | US8940 |
| 6.4L V8 6424cc 392 CID | 2012 | SRT8 | US8971 |
| GRAND CHEROKEE (MEX) | | | |
| 3.6L V6 3604cc 220 CID | 2011-2013 | Laredo, Limited | US8981 |
| 3.6L V6 3604cc 220 CID | 2014 | Limited, Overland | US8981 |
| 4.7L V8 4700cc 287 CID | 2008 | | US7163 |
| 5.7L V8 5654cc 345 CID | 2011-2013 | Limited | US8971 |
| GRAND WAGONEER | | | |
| 4.2L L6 258 CID | 1984-1985 | Heater fitting required; V-Belt Drive | US3414 |
| 4.2L L6 258 CID | 1984-1985 | Serpentine Belt Drive | US3413 |
| 4.2L L6 258 CID | 1984-1985 | V-Belt Drive | US3403 |
| 4.2L L6 258 CID | 1986 | Base; Heater fitting required; V-Belt Drive | US3414 |
| 4.2L L6 258 CID | 1986 | Base; Serpentine Belt Drive | US3413 |

| Engine | Years | Application Description | USMW |
|-------------------------------|-----------|---|---------|
| JEEP (CONT.) | | | |
| GRAND WAGONEER (CONT.) | | | |
| 4.2L L6 258 CID | 1986 | Base; V-Belt Drive | US3403 |
| 5.2L V8 5211cc 318 CID | 1993 | Base | US7160 |
| 5.9L V8 360 CID | 1984-1985 | Base, Limited | US3401 |
| 5.9L V8 360 CID | 1984-1985 | High performance - Base, Limited | US3401H |
| 5.9L V8 360 CID | 1986-1991 | Base | US3401 |
| 5.9L V8 360 CID | 1986-1991 | High performance - Base | US3401H |
| J10 | | | |
| 4.2L L6 258 CID | 1975-1979 | Main | US1077 |
| 4.2L L6 258 CID | 1980-1987 | Base; Heater fitting required; V-Belt Drive | US3414 |
| 4.2L L6 258 CID | 1980 | Base | US3403 |
| 4.2L L6 258 CID | 1981-1987 | Base; Serpentine Belt Drive | US3413 |
| 4.2L L6 258 CID | 1981-1987 | Base; V-Belt Drive | US3403 |
| 5.9L V8 360 CID | 1975-1979 | High performance - Main | US3401H |
| 5.9L V8 360 CID | 1975-1979 | Main | US3401 |
| 5.9L V8 360 CID | 1980-1988 | Base | US3401 |
| 5.9L V8 360 CID | 1980-1988 | High performance - Base | US3401H |
| 6.6L V8 401 CID | 1975-1978 | High performance - Main | US3401H |
| 6.6L V8 401 CID | 1975-1978 | Main | US3401 |
| J-100 | | | |
| 5.7L V8 350 CID | 1969-1971 | Main | US855 |
| 5.7L V8 5736cc 350 CID | 1968-1971 | Main | US855 |
| J100 (MEX) | | | |
| 4.6L L6 4600cc 282 CID | 1980-1983 | | US1077 |
| 4.6L L6 4600cc 282 CID | 1980-1986 | | US3403 |
| J162 (MEX) | | | |
| 3.8L L6 3800cc 232 CID | 1968-1969 | | US1021 |
| 4.2L L6 4200cc 258 CID | 1965-1969 | | US1021 |
| J164 (MEX) | | | |
| 3.8L L6 3800cc 232 CID | 1967-1972 | | US1021 |
| 4.2L L6 4200cc 258 CID | 1965-1972 | | US1021 |
| 4.6L L6 4600cc 282 CID | 1973-1983 | | US1077 |
| 4.6L L6 4600cc 282 CID | 1980-1986 | | US3403 |
| J164V (MEX) | | | |
| 3.8L L6 3800cc 232 CID | 1967-1972 | | US1021 |
| 4.2L L6 4200cc 258 CID | 1965-1972 | | US1021 |
| 4.6L L6 4600cc 282 CID | 1973-1983 | | US1077 |
| 4.6L L6 4600cc 282 CID | 1980-1986 | | US3403 |
| J20 | | | |
| 4.2L L6 258 CID | 1976 | Main | US1077 |
| 5.9L V8 360 CID | 1975-1979 | High performance - Main | US3401H |
| 5.9L V8 360 CID | 1975-1979 | Main | US3401 |
| 5.9L V8 360 CID | 1980-1988 | Base | US3401 |
| 5.9L V8 360 CID | 1980-1988 | High performance - Base | US3401H |
| 6.6L V8 401 CID | 1975-1978 | High performance - Main | US3401H |
| 6.6L V8 401 CID | 1975-1978 | Main | US3401 |
| J-2500 | | | |
| 5.7L V8 350 CID | 1969-1971 | Main | US855 |
| 5.7L V8 5736cc 350 CID | 1969-1971 | Main | US855 |
| J-2600 | | | |
| 5.7L V8 350 CID | 1969-1970 | Main | US855 |
| 5.7L V8 5736cc 350 CID | 1969-1971 | Main | US855 |
| J262S (MEX) | | | |
| 3.8L L6 3800cc 232 CID | 1968-1971 | | US1021 |
| 4.2L L6 4200cc 258 CID | 1968-1971 | | US1021 |
| J264D (MEX) | | | |
| 3.8L L6 3800cc 232 CID | 1967 | | US1021 |
| 4.2L L6 4200cc 258 CID | 1965-1967 | | US1021 |
| J-2700 | | | |
| 5.7L V8 350 CID | 1969-1970 | Main | US855 |
| 5.7L V8 5736cc 350 CID | 1969-1970 | Main | US855 |
| J364R (MEX) | | | |
| 3.8L L6 3800cc 232 CID | 1967-1972 | | US1021 |
| 4.2L L6 4200cc 258 CID | 1965-1972 | | US1021 |
| 4.6L L6 4600cc 282 CID | 1973-1979 | | US1077 |
| 4.6L L6 4600cc 282 CID | 1980-1984 | | US3403 |

| Engine | Years | Application Description | USMW |
|------------------------|-----------|--|---------|
| LIBERTY | | | |
| 2.4L L4 148 CID | 2002 | Renegade, Sport | US7156 |
| 2.4L L4 148 CID | 2003-2005 | Sport | US7156 |
| 3.7L V6 226 CID | 2002-2012 | | US7163 |
| LIBERTY (MEX) | | | |
| 3.7L V6 3701cc 226 CID | 2011-2013 | | US7163 |
| PATRIOT | | | |
| 2.0L L4 1998cc 122 CID | 2007-2010 | Sport | US6038 |
| 2.0L L4 1998cc 122 CID | 2011-2015 | | US6038 |
| 2.4L L4 2360cc 144 CID | 2007-2015 | | US6038 |
| PATRIOT (MEX) | | | |
| 2.4L L4 2360cc 144 CID | 2010-2013 | | US6038 |
| SCRAMBLER | | | |
| 2.5L L4 150 CID | 1983-1985 | Heater fitting required; V-Belt Drive | US3414 |
| 2.5L L4 150 CID | 1983-1985 | Serpentine Belt Drive | US3413 |
| 2.5L L4 150 CID | 1983-1985 | V-Belt Drive | US3403 |
| 2.5L L4 151 CID | 1981 | Base; V-Belt Drive | US3403 |
| 2.5L L4 151 CID | 1981 | Heater fitting required; V-Belt Drive | US1107 |
| 2.5L L4 151 CID | 1981 | Serpentine Belt Drive | US3414 |
| 2.5L L4 151 CID | 1981 | V-Belt Drive | US3413 |
| 2.5L L4 151 CID | 1982-1983 | Base, SL, SR | US1107 |
| 2.5L L4 151 CID | 1982 | Heater fitting required; V-Belt Drive | US3414 |
| 2.5L L4 151 CID | 1982 | Serpentine Belt Drive | US3413 |
| 2.5L L4 151 CID | 1982 | V-Belt Drive | US3403 |
| 4.2L L6 258 CID | 1981-1985 | Heater fitting required; V-Belt Drive | US3414 |
| 4.2L L6 258 CID | 1981-1985 | Serpentine Belt Drive | US3413 |
| 4.2L L6 258 CID | 1981-1985 | V-Belt Drive | US3403 |
| WAGONEER | | | |
| 2.1L L4 126 CID | 1985 | Base, Limited | US3409 |
| 2.5L L4 150 CID | 1984-1987 | Heater fitting required; V-Belt Drive | US3414 |
| 2.5L L4 150 CID | 1984-1987 | Serpentine Belt Drive | US3413 |
| 2.5L L4 150 CID | 1984-1987 | V-Belt Drive | US3403 |
| 2.8L V6 173 CID | 1984-1986 | Base, Limited | US5006 |
| 4.0L L6 242 CID | 1987 | Base, Limited | US3412 |
| 4.0L L6 242 CID | 1988-1990 | Limited | US3412 |
| 4.2L L6 258 CID | 1980-1983 | Heater fitting required; V-Belt Drive | US3414 |
| 4.2L L6 258 CID | 1980 | Base, Limited | US3403 |
| 4.2L L6 258 CID | 1981-1983 | Serpentine Belt Drive | US3413 |
| 4.2L L6 258 CID | 1981-1983 | V-Belt Drive | US3403 |
| 5.9L V8 360 CID | 1975-1979 | High performance - Main | US3401H |
| 5.9L V8 360 CID | 1975-1979 | Main | US3401 |
| 5.9L V8 360 CID | 1980-1981 | Base, Limited | US3401 |
| 5.9L V8 360 CID | 1980-1981 | High performance - Base, Limited | US3401H |
| 5.9L V8 360 CID | 1982 | Base, Brougham, Limited | US3401 |
| 5.9L V8 360 CID | 1982 | High performance - Base, Brougham, Limited | US3401H |
| 5.9L V8 360 CID | 1983 | Brougham, Limited | US3401 |
| 5.9L V8 360 CID | 1983 | High performance - Brougham, Limited | US3401H |
| 6.6L V8 401 CID | 1975-1978 | High performance - Main | US3401H |
| 6.6L V8 401 CID | 1975-1978 | Main | US3401 |
| WAGONEER (MEX) | | | |
| 4.6L L6 4600cc 282 CID | 1976-1979 | | US1077 |
| 4.6L L6 4600cc 282 CID | 1980-1986 | | US3403 |
| WRANGLER | | | |
| 2.4L L4 148 CID | 2003-2006 | SE | US7156 |
| 2.5L L4 150 CID | 1987-1990 | Heater fitting required; V-Belt Drive | US3414 |
| 2.5L L4 150 CID | 1987-1990 | Serpentine Belt Drive | US3413 |
| 2.5L L4 150 CID | 1987-1990 | V-Belt Drive | US3403 |
| 2.5L L4 150 CID | 1991 | Base, Islander, Sahara, S | US7136 |
| 2.5L L4 150 CID | 1992-1993 | Base, S | US7136 |
| 2.5L L4 150 CID | 1994 | S | US7136 |
| 2.5L L4 150 CID | 1995 | Rio Grande | US7136 |
| 2.5L L4 150 CID | 1997-2002 | SE | US7136 |
| 3.6L V6 3604cc 220 CID | 2012-2015 | | US6699 |
| 3.8L V6 3778cc 231 CID | 2007-2011 | | US8960 |
| 4.0L L6 242 CID | 1991-1992 | Base, Islander, Renegade, Sahara | US7136 |
| 4.0L L6 242 CID | 1993 | Base, Renegade, Sahara | US7136 |
| 4.0L L6 242 CID | 1994 | Renegade, Sahara, SE | US7136 |
| 4.0L L6 242 CID | 1995 | Sahara, SE | US7136 |

| Engine | Years | Application Description | USMW |
|-------------------------|-----------|---|--------|
| JEEP (CONT.) | | | |
| WRANGLER (CONT.) | | | |
| 4.0L I6 242 CID | 1997-1999 | Sahara, Sport | US7136 |
| 4.0L I6 242 CID | 2000-2001 | Sahara, Sport | US7164 |
| 4.0L I6 242 CID | 2002 | Sahara, Sport, X | US7164 |
| 4.0L I6 242 CID | 2003 | Rubicon, Sahara, Sport, X | US7164 |
| 4.0L I6 242 CID | 2004 | Rubicon, Sahara, Sport, Unlimited, X | US7164 |
| 4.0L I6 242 CID | 2005 | Rubicon, Sport, Unlimited, Unlimited Rubicon, X | US7164 |
| 4.0L I6 242 CID | 2006 | 65th Anniversary Edition, SE, Rubicon, Sport, Unlimited, Unlimited Rubicon, X | US7164 |
| 4.2L I6 258 CID | 1987-1990 | Heater fitting required; V-Belt Drive | US3414 |
| 4.2L I6 258 CID | 1987-1990 | Serpentine Belt Drive | US3413 |
| 4.2L I6 258 CID | 1987-1990 | V-Belt Drive | US3403 |
| WRANGLER (MEX) | | | |
| 3.6L I6 3604cc 220 CID | 2012 | Unlimited Altitude, Unlimited Mountain | US6699 |
| 3.8L V6 3778cc 231 CID | 2010 | Unlimited X, X | US8960 |
| KIA | | | |
| AMANTI | | | |
| 3.5L V6 3497cc | 2004-2006 | Base | US9463 |
| 3.8L V6 3778cc | 2007-2009 | Base | US6048 |
| BORREGO | | | |
| 3.8L V6 3778cc | 2009 | EX, LX | US6048 |
| CADENZA | | | |
| 3.3L V6 3342cc | 2014 | Limited, Premium | US6048 |
| FORTE | | | |
| 1.8L I4 1797cc | 2014 | LX | US8106 |
| 2.0L I4 1998cc 122 CID | 2010-2012 | EX, LX | US6220 |
| 2.0L I4 1998cc 122 CID | 2013 | EX | US6220 |
| 2.0L I4 1999cc 122 CID | 2014 | EX | US8106 |
| 2.4L I4 2359cc | 2010-2013 | SX | US6220 |
| FORTE KOUP | | | |
| 1.6L I4 1591cc 97 CID | 2014 | SX | US6247 |
| 2.0L I4 1998cc 122 CID | 2010-2013 | EX | US6220 |
| 2.0L I4 1999cc 122 CID | 2014 | EX | US8106 |
| 2.4L I4 2359cc | 2010-2013 | SX | US6220 |
| FORTES | | | |
| 1.6L I4 1591cc 97 CID | 2014 | SX | US6247 |
| OPTIMA | | | |
| 2.0L I4 1998cc 122 CID | 2011-2012 | EX, SX | US6220 |
| 2.0L I4 1998cc 122 CID | 2013 | EX, SX, SXL | US6220 |
| 2.0L I4 1998cc 122 CID | 2014 | Limited, SX Turbo | US6220 |
| 2.4L I4 2351cc | 2001-2003 | LX, SE | US9399 |
| 2.4L I4 2351cc | 2004-2006 | EX, LX | US9399 |
| 2.4L I4 2359cc | 2006-2008 | EX, LX | US6220 |
| 2.4L I4 2359cc | 2009-2010 | EX, LX, SX | US6220 |
| 2.4L I4 2359cc | 2011-2012 | EX; FI, LX | US8982 |
| 2.4L I4 2359cc | 2013 | EX, LX | US8982 |
| 2.4L I4 2359cc | 2013 | LX | US6220 |
| 2.4L I4 2359cc | 2014 | EX, LX, SX | US8982 |
| 2.5L V6 2500cc | 2001 | LX, SE | US9462 |
| 2.7L V6 2656cc | 2002-2003 | LX, SE | US9462 |
| 2.7L V6 2656cc | 2004-2006 | EX, LX | US9462 |
| 2.7L V6 2656cc | 2007-2008 | EX, LX | US6215 |
| 2.7L V6 2656cc | 2009-2010 | EX, LX, SX | US6215 |
| RIO | | | |
| 1.5L I4 1493cc | 2001 | Base | US9473 |
| 1.5L I4 1493cc | 2002 | Base, Cinco | US9473 |
| 1.6L I4 1591cc 97 CID | 2012-2014 | EX, LX, SX | US6247 |
| 1.6L I4 1594cc | 2003-2005 | Base, Cinco | US9473 |
| 1.6L I4 1599cc | 2006 | Base, LX | US9364 |
| 1.6L I4 1599cc | 2007-2011 | Base, LX, SX | US9364 |
| RIOS | | | |
| 1.6L I4 1599cc | 2006-2007 | SX | US9364 |
| 1.6L I4 1599cc | 2008-2011 | LX, SX | US9364 |
| RONDO | | | |
| 2.4L I4 2359cc | 2007-2010 | EX, LX | US6220 |
| 2.7L V6 2656cc | 2007-2010 | EX, LX | US6215 |

| Engine | Years | Application Description | USMW |
|------------------------|-----------|-----------------------------------|--------|
| SEDONA | | | |
| 3.5L V6 3470cc | 2011-2014 | EX, LX | US6048 |
| 3.5L V6 3497cc | 2002-2005 | EX, LX | US9463 |
| 3.8L V6 3778cc | 2006 | EX, LX | US6048 |
| 3.8L V6 3778cc | 2007-2010 | Base, EX, LX | US6048 |
| SEPHIA | | | |
| 1.6L I4 1597cc | 1994-1995 | GS, LS, RS | US4049 |
| 1.6L I4 1597cc | 1995-1996 | GS, LS, RS | US9305 |
| 1.6L I4 1597cc | 1997 | LS, RS | US9305 |
| 1.8L I4 1793cc | 1998-2001 | Base, LS | US9393 |
| 1.8L I4 1839cc | 1995 | GS, LS | US9305 |
| 1.8L I4 1839cc | 1996-1997 | GS, LS, RS | US9305 |
| SORENTO | | | |
| 2.4L I4 2359cc | 2011 | Base, EX, LX | US6220 |
| 2.4L I4 2359cc | 2012-2013 | EX, LX | US8982 |
| 2.4L I4 2359cc | 2012 | Base | US6220 |
| 2.4L I4 2359cc | 2014 | LX | US8982 |
| 3.3L V6 3342cc | 2008-2009 | Base, LX | US6048 |
| 3.3L V6 3342cc | 2014 | EX, Limited, LX, SX | US6048 |
| 3.5L V6 3470cc | 2011-2013 | EX, LX, SX | US6048 |
| 3.5L V6 3497cc | 2003-2006 | EX, LX | US9448 |
| 3.8L V6 3778cc | 2007 | Base, LX, EX | US6048 |
| 3.8L V6 3778cc | 2008-2009 | EX | US6048 |
| SOUL | | | |
| 1.6L I4 1591cc | 2010-2014 | Base | US6247 |
| 2.0L I4 1975cc | 2010-2011 | !, +, Sport | US8972 |
| 2.0L I4 1999cc 122 CID | 2012-2014 | !, + | US8106 |
| 2.0L I4 1999cc 122 CID | 2013 | !, +, 4u Luxury | US8106 |
| SPECTRA | | | |
| 1.8L I4 1793cc | 2000-2001 | GS, GSX | US9393 |
| 1.8L I4 1793cc | 2002-2004 | Base, GS, GSX, LS | US9393 |
| 2.0L I4 1975cc | 2004-2009 | EX, LX | US8972 |
| 2.0L I4 1975cc | 2005-2007 | EX, LX, SX | US8972 |
| 2.0L I4 1975cc | 2006 | EX, SX | US8972 |
| SPECTRA5 | | | |
| 2.0L I4 1975cc | 2005-2006 | Base | US8972 |
| 2.0L I4 1975cc | 2007-2009 | SX | US8972 |
| SPORTAGE | | | |
| 2.0L I4 1975cc | 2005-2010 | LX | US8972 |
| 2.0L I4 1998cc 122 CID | 1995-2000 | Base, EX | US9450 |
| 2.0L I4 1998cc 122 CID | 2001 | Base, EX, Limited | US9450 |
| 2.0L I4 1998cc 122 CID | 2002 | Base | US9450 |
| 2.0L I4 1998cc 122 CID | 2011-2014 | SX | US6220 |
| 2.4L I4 2359cc | 2011-2013 | Base, EX, LX | US8982 |
| 2.4L I4 2359cc | 2014 | EX, LX | US8982 |
| 2.7L V6 2656cc | 2005-2010 | EX, LX | US9462 |
| LAND ROVER | | | |
| DEFENDER 110 | | | |
| 3.9L V8 3950cc | 1993 | Base | US9368 |
| DEFENDER 90 | | | |
| 3.9L V8 3950cc | 1994-1995 | Base | US9368 |
| 4.0L V8 3950cc | 1997 | Base, LE | US9369 |
| DISCOVERY | | | |
| 3.9L V8 3950cc | 1994-1995 | Base | US9369 |
| 4.0L V8 3950cc | 1996-1997 | SD, SE7, SE | US9369 |
| 4.0L V8 3950cc | 1998 | 50th Anniversary Edition, LE, LSE | US9369 |
| 4.0L V8 3950cc | 1999 | SD, Series II | US9369 |
| 4.0L V8 3950cc | 2000-2002 | Series II | US9369 |
| 4.6L V8 4554cc 278 CID | 2003-2004 | HSE, S, SE | US9369 |
| FREELANDER | | | |
| 2.5L V6 2500cc 153 CID | 2002 | HSE, S, SE | US9496 |
| 2.5L V6 2500cc 153 CID | 2003 | HSE, S, SE, SE3 | US9496 |
| 2.5L V6 2500cc 153 CID | 2004 | HSE, SE, SE3 | US9496 |
| 2.5L V6 2500cc 153 CID | 2005 | SE, SE3 | US9496 |
| LR3 | | | |
| 4.0L V6 4009cc 245 CID | 2005-2007 | SE | US6251 |
| 4.0L V6 4009cc 245 CID | 2006 | Base, SE | US6251 |

| Engine | Years | Application Description | USMW |
|---------------------------|-----------|---|--------|
| LAND ROVER (CONT.) | | | |
| LR3 (CONT.) | | | |
| 4.4L V8 4394cc | 2005-2008 | HSE, SE | US4124 |
| 4.4L V8 4394cc | 2009 | HSE, HSE Lux | US4124 |
| RANGE ROVER | | | |
| 3.5L V8 3532cc 216 CID | 1987 | Base | US9368 |
| 3.5L V8 3532cc 216 CID | 1988 | 40th Anniversary Edition, Base | US9368 |
| 3.9L V8 3947cc | 1989 | Base, County, Hunter | US9368 |
| 3.9L V8 3947cc | 1990 | Base, County | US9368 |
| 3.9L V8 3947cc | 1991 | Base, County SE, Great Divide, Hunter | US9368 |
| 3.9L V8 3947cc | 1992 | Base, County, LSE | US9368 |
| 3.9L V8 3950cc | 1993 | County, Sport; From Engine 36D25155B | US9369 |
| 3.9L V8 3950cc | 1993 | County, To Engine 36D25155B | US9368 |
| 3.9L V8 3950cc | 1994 | County; From Engine 36D25155B | US9369 |
| 3.9L V8 3950cc | 1994 | County; To Engine 36D25155B | US9368 |
| 3.9L V8 3950cc | 1995 | County Classic; From Engine 36D25155B | US9369 |
| 3.9L V8 3950cc | 1995 | County Classic; To Engine 36D25155B | US9368 |
| 4.0L V8 3950cc | 1995-1997 | SE | US9369 |
| 4.0L V8 3950cc | 1998 | 50th Anniversary Edition, SE | US9369 |
| 4.0L V8 3950cc | 1999 | Base, S, SE | US9369 |
| 4.0L V8 3950cc | 2000 | Base, County, SE | US9369 |
| 4.2L V8 4196cc | 2006-2009 | Supercharged | US4124 |
| 4.2L V8 4200cc | 1993-1994 | County LWB; From Engine 40D09582B | US9369 |
| 4.2L V8 4200cc | 1993-1994 | County LWB; To Engine 40D09582B | US9368 |
| 4.2L V8 4200cc | 1995 | 25th Anniversary Edition, County LWB; From Engine 40D09582B | US9369 |
| 4.2L V8 4200cc | 1995 | 25th Anniversary Edition, County LWB; To Engine 40D09582B | US9368 |
| 4.4L V8 4394cc | 2006-2009 | HSE | US4124 |
| 4.6L V8 4554cc 278 CID | 1996-2002 | HSE | US9369 |
| 4.6L V8 4554cc 278 CID | 1997 | HSE, Kensington, Vitesse | US9369 |
| 4.6L V8 4554cc 278 CID | 1999 | Callaway, HSE | US9369 |
| 4.6L V8 4554cc 278 CID | 2000 | HSE, HSK, Vitesse | US9369 |
| 4.6L V8 4554cc 278 CID | 2001 | HSE, SE | US9369 |
| RANGE ROVER SPORT | | | |
| 4.2L V8 4196cc | 2006-2009 | Supercharged | US4124 |
| 4.2L V8 4196cc | 2008 | LE, Supercharged | US4124 |
| 4.4L V8 4394cc | 2006-2009 | HSE | US4124 |
| LEXUS | | | |
| CT200H | | | |
| 1.8L L4 1798cc 110 CID | 2011-2016 | ELECTRIC/GAS | US6682 |
| ES250 | | | |
| 2.5L V6 2508cc | 1990-1991 | Base | US9258 |
| ES300 | | | |
| 3.0L V6 2959cc | 1992-1993 | Base | US9258 |
| 3.0L V6 2959cc | 1996-1998 | Base | US9306 |
| 3.0L V6 2995cc | 1994-2003 | Base | US9306 |
| ES330 | | | |
| 3.3L V6 3300cc 202 CID | 2004-2006 | Base | US9306 |
| ES350 | | | |
| 3.5L V6 3456cc | 2007-2015 | Base | US6047 |
| GS300 | | | |
| 3.0L L6 2997cc | 1993-1997 | Base | US9256 |
| 3.0L L6 2997cc | 1998-2004 | Base | US9395 |
| 3.0L V6 2994cc | 2006 | Base | US6143 |
| GS350 | | | |
| 3.5L V6 3456cc | 2007-2011 | Base | US6143 |
| 3.5L V6 3456cc | 2013-2015 | Base, F Sport | US6143 |
| GS400 | | | |
| 4.0L V8 3969cc | 1998-2000 | Base | US9257 |
| GS430 | | | |
| 4.3L V8 4293cc | 2001-2007 | Base | US9257 |
| GS450H | | | |
| 3.5L V6 3456cc | 2007-2014 | Base | US6143 |
| 3.5L V6 3456cc | 2015 | Base, F Sport | US6143 |

| Engine | Years | Application Description | USMW |
|------------------------|-----------|-------------------------------------|--------|
| GS460 | | | |
| 4.6L V8 4608cc | 2008-2011 | Base | US6338 |
| GX460 | | | |
| 4.6L V8 4608cc | 2010-2013 | Base, Premium | US6336 |
| 4.6L V8 4608cc | 2014-2015 | Base, Premium, Luxury | US6336 |
| GX470 | | | |
| 4.7L V8 4663cc 285 CID | 2003-2009 | Base | US9257 |
| HS250H | | | |
| 2.4L L4 2362cc | 2010-2012 | Base, Premium | US9414 |
| IS F | | | |
| 5.0L V8 4969cc 303 CID | 2008-2014 | Base | US6338 |
| IS250 | | | |
| 2.5L V6 2499cc | 2006-2009 | Base | US6143 |
| 2.5L V6 2499cc | 2010-2012 | Base, C | US6143 |
| 2.5L V6 2499cc | 2013 | Base, C | US6143 |
| 2.5L V6 2499cc | 2014-2015 | Base, C, F Sport | US6143 |
| IS300 | | | |
| 3.0L L6 2997cc | 2001 | Base | US9395 |
| 3.0L L6 2997cc | 2002-2005 | Base, Sportcross | US9395 |
| IS350 | | | |
| 3.5L V6 3456cc | 2006-2009 | Base | US6143 |
| 3.5L V6 3456cc | 2010-2013 | Base, C | US6143 |
| 3.5L V6 3456cc | 2014-2015 | Base, C, F Sport | US6143 |
| LS400 | | | |
| 4.0L V8 3967cc | 1990-1995 | Base | US9257 |
| 4.0L V8 3969cc | 1996-2000 | Base | US9257 |
| LS430 | | | |
| 4.3L V8 4293cc | 2001-2006 | Base | US9257 |
| LS460 | | | |
| 4.6L V8 4608cc | 2007-2012 | Base, L | US6338 |
| 4.6L V8 4608cc | 2013-2015 | Base, L, F Sport | US6338 |
| LS600H | | | |
| 5.0L V8 4968cc | 2008-2015 | L | US6338 |
| LX450 | | | |
| 4.5L L6 4477cc | 1996-1997 | Base | US9269 |
| LX470 | | | |
| 4.7L V8 4663cc 285 CID | 1998-2007 | Base | US9257 |
| LX570 | | | |
| 5.7L V8 5663cc 345 CID | 2008-2015 | Base | US6197 |
| RC F | | | |
| 5.0L V8 4969cc 303 CID | 2015 | Base | US6338 |
| RC350 | | | |
| 3.5L V6 3456cc | 2015 | Base, F Sport | US6143 |
| RX300 | | | |
| 3.0L V6 2995cc | 1999-2003 | Base | US9306 |
| RX330 | | | |
| 3.3L V6 3300cc 202 CID | 2004-2006 | Base | US9306 |
| RX350 | | | |
| 3.5L V6 3456cc | 2007-2012 | Base | US6047 |
| 3.5L V6 3456cc | 2013-2015 | Base, F Sport | US6047 |
| RX400H | | | |
| 3.3L V6 3300cc 202 CID | 2006-2008 | Base | US9306 |
| RX450H | | | |
| 3.5L V6 3456cc | 2010-2015 | Base | US6047 |
| SC300 | | | |
| 3.0L L6 2997cc | 1992-1999 | Base | US9256 |
| 3.0L L6 2997cc | 1992-1999 | With Toyota Supra twin-turbo engine | US9292 |
| 3.0L L6 2997cc | 2000 | Base | US9292 |
| SC400 | | | |
| 4.0L V8 3967cc | 1992-1995 | Base | US9257 |
| 4.0L V8 3969cc | 1996-2000 | Base | US9257 |
| SC430 | | | |
| 4.3L V8 4293cc | 2002-2010 | Base | US9257 |



WATER PUMP APPLICATION GUIDE



| Engine | Years | Application Description | USMW |
|------------------------|-----------|---|---------|
| LINCOLN | | | |
| AVIATOR | | | |
| 4.6L V8 281 CID | 2003-2005 | Base | US4110 |
| BLACKWOOD | | | |
| 5.4L V8 330 CID | 2002 | Base | US4130 |
| BLACKWOOD (MEX) | | | |
| 5.4L V8 5409cc 330 CID | 2003 | | US4128 |
| CONTINENTAL | | | |
| 2.4L I6 146 CID | 1984-1985 | Base, Givenchy, Valentino | US9154 |
| 3.8L V6 232 CID | 1982 | Base, Givenchy, Signature | US4016 |
| 3.8L V6 232 CID | 1988-1990 | Base, Signature | US4051 |
| 3.8L V6 232 CID | 1991-1993 | Base, Signature, Executive | US4051 |
| 3.8L V6 232 CID | 1994 | Base, Executive, Signature | US4089 |
| 4.6L V8 281 CID | 1995 | Diamond Anniversary, Signature, Spinnaker Edition | US4097 |
| 4.6L V8 281 CID | 1996 | Anniversary, Spinnaker Edition | US4097 |
| 4.6L V8 281 CID | 1997 | Spinnaker Edition | US4097 |
| 4.6L V8 281 CID | 1998-2002 | Base | US4097 |
| 5.0L V8 302 CID | 1983-1984 | Base, Givenchy, Valentino | US4014 |
| 5.0L V8 302 CID | 1983-1984 | High performance - Base, Givenchy, Valentino | US4014H |
| 5.0L V8 302 CID | 1985 | Base, Givenchy, Valentino | US4024 |
| 5.0L V8 302 CID | 1985 | High performance - Base, Givenchy, Valentino | US4024H |
| 5.0L V8 302 CID | 1986-1987 | Base, Givenchy | US4038 |
| 5.0L V8 302 CID | 1986-1987 | High performance - Base, Givenchy | US4038H |
| 5.8L V8 351 CID | 1980 | Base | US4014 |
| 5.8L V8 351 CID | 1980 | High performance - Base | US4014H |
| 6.6L V8 400 CID | 1977-1979 | Main; Modified | US932 |
| 7.5L V8 460 CID | 1975-1978 | Main | US1114 |
| LS | | | |
| 3.0L V6 2968cc 181 CID | 2000 | Base | US4118 |
| 3.0L V6 2968cc 181 CID | 2001-2002 | Base, LSE | US4118 |
| 3.0L V6 2968cc 181 CID | 2003 | Base, LSE | US4129 |
| 3.0L V6 2968cc 181 CID | 2004 | Base | US4129 |
| 3.0L V6 2968cc 181 CID | 2005 | Appearance, Luxury, Premium | US4129 |
| 3.9L V8 242 CID | 2000-2004 | Base | US4124 |
| 3.9L V8 242 CID | 2001-2003 | Base, LSE | US4124 |
| 3.9L V8 242 CID | 2005 | Sport, Ultimate | US4124 |
| 3.9L V8 242 CID | 2006 | Sport | US4124 |
| MARK IV | | | |
| 7.5L V8 460 CID | 1975-1976 | Main | US1114 |
| MARK LT | | | |
| 5.4L V8 330 CID | 2006 | Base, Main | US4110 |
| 5.4L V8 330 CID | 2007-2008 | Base | US6144 |
| MARK LT (MEX) | | | |
| 5.4L V8 5409cc 330 CID | 2010 | | US4122 |
| MARK V | | | |
| 6.6L V8 400 CID | 1977-1979 | Main; Modified | US932 |
| MARK VI | | | |
| 5.0L V8 302 CID | 1980-1981 | Base | US4014 |
| 5.0L V8 302 CID | 1980-1981 | High performance - Base | US4014H |
| 5.0L V8 302 CID | 1982 | Base, Bill Blass, Pucci, Signature, Givenchy | US4014 |
| 5.0L V8 302 CID | 1982 | High performance - Base, Bill Blass, Pucci, Signature, Givenchy | US4014H |
| 5.0L V8 302 CID | 1983 | Base, Bill Blass, Pucci, Signature | US4014 |
| 5.0L V8 302 CID | 1983 | High performance - Base, Bill Blass, Pucci, Signature | US4014H |
| 5.8L V8 351 CID | 1980 | Base | US4014 |
| 5.8L V8 351 CID | 1980 | High performance - Base | US4014H |
| MARK VII | | | |
| 2.4L I6 146 CID | 1984-1985 | Base, Bill Blass, LSC, Versace | US9154 |
| 5.0L V8 302 CID | 1984 | Base, Bill Blass, LSC, Versace | US4014 |
| 5.0L V8 302 CID | 1984 | High performance - Base, Bill Blass, LSC, Versace | US4014H |
| 5.0L V8 302 CID | 1985 | Base, Bill Blass, Versace | US4024 |
| 5.0L V8 302 CID | 1985 | High performance - Base, Bill Blass, Versace | US4024H |
| 5.0L V8 302 CID | 1985 | High performance - LSC | US4038H |
| 5.0L V8 302 CID | 1985 | LSC | US4038 |

| Engine | Years | Application Description | USMW |
|------------------------|-----------|---|---------|
| 5.0L V8 302 CID | 1986-1987 | Base, Bill Blass, LSC | US4038 |
| 5.0L V8 302 CID | 1986-1987 | High performance - Base, Bill Blass, LSC | US4038H |
| 5.0L V8 302 CID | 1988-1992 | Bill Blass, LSC | US4038 |
| 5.0L V8 302 CID | 1988-1992 | High performance - Bill Blass, LSC | US4038H |
| MARK VIII | | | |
| 4.6L V8 281 CID | 1993-1995 | Base | US4113 |
| 4.6L V8 281 CID | 1996 | Anniversary, LSC | US4113 |
| 4.6L V8 281 CID | 1997-1998 | Base, LSC | US4113 |
| MKC | | | |
| 2.0L I4 1999cc 122 CID | 2015 | Base, Black Label | US4126 |
| MKS | | | |
| 3.5L V6 3496cc 213 CID | 2010 | EcoBoost | US6023 |
| 3.5L V6 3496cc 213 CID | 2011-2015 | EcoBoost | US8910 |
| 3.7L V6 3726cc 227 CID | 2009-2010 | Base | US6023 |
| 3.7L V6 3726cc 227 CID | 2011-2012 | Base | US8980 |
| 3.7L V6 3726cc 227 CID | 2012-2015 | Base | US8910 |
| MKT | | | |
| 2.0L I4 1999cc 122 CID | 2013-2015 | Base | US4126 |
| 3.5L V6 3496cc 213 CID | 2010 | EcoBoost | US6023 |
| 3.5L V6 3496cc 213 CID | 2011-2015 | EcoBoost | US8910 |
| 3.7L V6 3726cc 227 CID | 2010 | Base | US6023 |
| 3.7L V6 3726cc 227 CID | 2011-2012 | Base | US8980 |
| 3.7L V6 3726cc 227 CID | 2012-2015 | Base | US8910 |
| MKX | | | |
| 3.5L V6 3496cc 213 CID | 2007-2010 | Base | US6023 |
| 3.7L V6 3726cc 227 CID | 2011-2012 | Base | US8980 |
| 3.7L V6 3726cc 227 CID | 2012-2015 | Base | US8910 |
| MKZ | | | |
| 2.0L I4 1999cc 122 CID | 2013-2014 | Base | US4126 |
| 2.0L I4 1999cc 122 CID | 2015 | Base, Black Label | US4126 |
| 2.5L I4 2488cc 152 CID | 2011-2012 | Hybrid | US4126 |
| 3.5L V6 3496cc 213 CID | 2007-2011 | Base | US6023 |
| 3.5L V6 3496cc 213 CID | 2012 | Base | US8910 |
| 3.5L V6 3496cc 213 CID | 2012 | Base | US8980 |
| 3.7L V6 3726cc 227 CID | 2013-2014 | Base | US8910 |
| 3.7L V6 3726cc 227 CID | 2015 | Base, Black Label | US8910 |
| NAVIGATOR | | | |
| 3.5L V6 3496cc 213 CID | 2015 | Base; L; Turbocharged; Serpentine Belt Driven | US8916 |
| 5.4L V8 330 CID | 1998-2005 | Base | US4122 |
| 5.4L V8 330 CID | 2002-2006 | Main | US4110 |
| 5.4L V8 330 CID | 2006 | Luxury, Ultimate | US4122 |
| 5.4L V8 330 CID | 2007 | L Luxury, L Ultimate, Luxury, Ultimate | US6144 |
| 5.4L V8 330 CID | 2008 | Base, L | US6144 |
| 5.4L V8 330 CID | 2009 | Base, Main | US4110 |
| 5.4L V8 330 CID | 2009 | L | US4122 |
| 5.4L V8 330 CID | 2010-2014 | Base, L | US6002 |
| TOWN CAR | | | |
| 4.6L V8 281 CID | 1991-1995 | Base, Cartier, Cypress, Executive, Signature, Touring Edition | US4066 |
| 4.6L V8 281 CID | 1993 | Base, Cartier, Cypress, Executive, Signature, Touring Edition, Jack Nicklaus | US4066 |
| 4.6L V8 281 CID | 1994 | Base, Cartier, Cypress, Executive, Signature, Touring Edition, Tournament Edition | US4066 |
| 4.6L V8 281 CID | 1996 | Anniversary, Base, Cartier, Executive, Signature | US4066 |
| 4.6L V8 281 CID | 1997 | Base, Cartier, Executive, Signature, Touring Edition | US4066 |
| 4.6L V8 281 CID | 1998-2000 | Base, Cartier, Executive, Signature | US4113 |
| 4.6L V8 281 CID | 2001-2002 | Base, Cartier L, Cartier, Long Housing, Executive, Executive L, Signature; | US4113 |
| 4.6L V8 281 CID | 2001-2002 | Base, Executive, Executive L, Signature, Cartier L, Cartier, Short Housing | US4128 |
| 4.6L V8 281 CID | 2003 | Base, Executive, Executive L, Signature, Cartier L, Cartier, Executive Protection Series; Short Housing | US4128 |
| 4.6L V8 281 CID | 2004 | Executive, Executive L, Signature, Ultimate L, Ultimate | US4128 |
| 4.6L V8 281 CID | 2005 | Executive, Executive L, Signature, Signature L, Signature Limited | US4128 |

| Engine | Years | Application Description | USMW |
|-------------------------|-----------|--|---------|
| LINCOLN (CONT.) | | | |
| TOWN CAR (CONT.) | | | |
| 4.6L V8 281 CID | 2006-2007 | Designer Series, Signature, Executive L, Executive; | US4128 |
| 4.6L V8 281 CID | 2008-2011 | Executive L, Signature L, Signature Limited | US4128 |
| 4.6L V8 281 CID | 2009-2010 | Executive, Executive L, Signature L, Signature Limited | US4128 |
| 5.0L V8 302 CID | 1982-1987 | Base, Cartier, Signature | US4014 |
| 5.0L V8 302 CID | 1982-1987 | High performance - Base, Cartier, Signature | US4014H |
| 5.0L V8 302 CID | 1988 | Base, Cartier, Signature; To 06/1988 | US4014 |
| 5.0L V8 302 CID | 1988 | Base, Cartier, Signature; To 06/88 | US4014H |
| 5.0L V8 302 CID | 1988 | Base, Signature; From 06/1988 | US4052 |
| 5.0L V8 302 CID | 1988 | High performance - Base, Signature; From 06/1988 | US4052H |
| 5.0L V8 302 CID | 1989 | Base, Cartier, Signature, Signature SE | US4052 |
| 5.0L V8 302 CID | 1989 | High performance - Base, Cartier, Signature, Signature SE | US4052H |
| 5.0L V8 302 CID | 1990 | Base, Cartier, Signature, Cypress, Executive, Touring Edition | US4052 |
| 5.0L V8 302 CID | 1990 | High performance - Base, Cartier, Signature, Cypress, Executive, Touring Edition | US4052H |
| VERSAILLES | | | |
| 5.0L V8 302 CID | 1977-1979 | High performance - Main | US953H |
| 5.0L V8 302 CID | 1977-1979 | Main; Windsor | US953 |
| 5.0L V8 302 CID | 1980 | Base; Windsor | US953 |
| 5.0L V8 302 CID | 1980 | High performance - Base | US953H |
| 5.8L V8 351 CID | 1977 | High performance - Main | US953H |
| 5.8L V8 351 CID | 1977 | Main; Windsor | US953 |
| ZEPHYR | | | |
| 3.0L V6 2968cc 181 CID | 2006 | Base; Assembly | US9489 |
| MAZDA | | | |
| 2 | | | |
| 1.5L L4 1498cc 91 CID | 2011-2014 | | US6295 |
| 3 | | | |
| 2.0L L4 1998cc 122 CID | 2013 | i | US6219 |
| 2.0L L4 2000cc 122 CID | 2004-2005 | i | US4126 |
| 2.0L L4 2000cc 122 CID | 2006-2013 | i | US6219 |
| 2.3L L4 2260cc | 2004 | S | US4126 |
| 2.3L L4 2260cc | 2005 | S, SP23 | US4126 |
| 2.3L L4 2260cc | 2006-2008 | S | US6219 |
| 2.3L L4 2260cc | 2007-2013 | Mazdaspeed | US4126 |
| 2.3L L4 2260cc | 2009 | Mazdaspeed, S | US6219 |
| 2.5L L4 2488cc 152 CID | 2010-2013 | S | US6219 |
| 5 | | | |
| 2.3L L4 2260cc | 2006 | Sport, Touring | US4126 |
| 2.3L L4 2260cc | 2007 | Grand Touring, Sport, Touring | US4126 |
| 2.3L L4 2260cc | 2008-2010 | Grand Touring, Sport, Touring | US6219 |
| 2.5L L4 2488cc 152 CID | 2012-2014 | Grand Touring, Sport, Touring | US6219 |
| 6 | | | |
| 2.3L L4 2260cc | 2003-2008 | i | US4126 |
| 2.3L L4 2260cc | 2006-2007 | i, Mazdaspeed | US4126 |
| 2.5L L4 2488cc 152 CID | 2009 | i | US4126 |
| 2.5L L4 2488cc 152 CID | 2010 | i | US4126 |
| 2.5L L4 2488cc 152 CID | 2011-2013 | i | US6219 |
| 3.0L V6 2968cc 181 CID | 2003-2008 | S | US9489 |
| 3.7L V6 3726cc 227 CID | 2009-2010 | S | US6023 |
| 323 | | | |
| 1.6L L4 1597cc | 1986-1987 | Base, DX, LX | US4049 |
| 1.6L L4 1597cc | 1988 | Base, DX, LX, SE | US4049 |
| 1.6L L4 1597cc | 1988 | GT, GTX | US4068 |
| 1.6L L4 1597cc | 1989 | Base, LX, SE | US4049 |
| 1.6L L4 1597cc | 1989 | GTX | US4068 |
| 1.6L L4 1597cc | 1990-1993 | Base, SE | US4049 |
| 1.6L L4 1597cc | 1994 | Base | US4049 |
| 626 | | | |
| 2.0L L4 1970cc | 1979 | Main | US1042 |
| 2.0L L4 1970cc | 1980 | Base | US1042 |

| Engine | Years | Application Description | USMW |
|------------------------|-----------|---|--------|
| 2.0L L4 1970cc | 1981-1982 | Base, LX | US1042 |
| 2.0L L4 1970cc | 1983 | Base, LX | US9060 |
| 2.0L L4 1991cc | 1993-1998 | DX, LX | US4078 |
| 2.0L L4 1991cc | 1999-2001 | ES, LX | US4078 |
| 2.0L L4 1991cc | 2002 | LX | US4078 |
| 2.0L L4 1998cc 122 CID | 1984-1985 | DX, LX | US9060 |
| 2.0L L4 1998cc 122 CID | 1986-1987 | DX, GT, LX | US9111 |
| 2.2L L4 2184cc | 1988 | DX, LX, Turbo, Turbo 4WS | US4053 |
| 2.2L L4 2184cc | 1989 | DX, LX, Turbo | US4053 |
| 2.2L L4 2184cc | 1990 | DX, LX, GT | US4053 |
| 2.2L L4 2184cc | 1991 | DX, LX, GT, LE | US4053 |
| 2.2L L4 2184cc | 1992 | DX, LX | US4053 |
| 2.5L V6 2497cc | 1993 | ES | US9318 |
| 2.5L V6 2497cc | 1994-2002 | ES, LX | US9318 |
| 808 | | | |
| 1.6L L4 1587cc | 1975-1976 | Main | US9295 |
| 1.6L L4 1587cc | 1977 | Main | US9300 |
| 929 | | | |
| 3.0L V6 2954cc 180 CID | 1988-1989 | Base | US9166 |
| 3.0L V6 2954cc 180 CID | 1990-1991 | Base, DOHC, S | US9166 |
| 3.0L V6 2954cc 180 CID | 1992-1995 | Base | US9260 |
| B1600 | | | |
| 1.6L L4 1586cc | 1975-1976 | Main | US9295 |
| B1800 | | | |
| 1.8L L4 1796cc | 1977-1978 | Main | US1042 |
| B2000 | | | |
| 2.0L L4 1970cc | 1979 | Main | US1042 |
| 2.0L L4 1970cc | 1980-1981 | Base, Sundowner, Sundowner Sport | US1042 |
| 2.0L L4 1970cc | 1982-1983 | Sundowner Base, Sundowner DLX, Sundowner Sport | US1042 |
| 2.0L L4 1970cc | 1984 | Sundowner Base, Sundowner SE-5, Sundowner Sport | US1042 |
| 2.0L L4 1998cc 122 CID | 1986-1987 | Base, LX, SE-5 | US9111 |
| B2200 | | | |
| 2.2L L4 2184cc | 1987-1989 | Base, SE-5, LX | US4053 |
| 2.2L L4 2184cc | 1990-1993 | Base, SE-5, LE-5 | US4053 |
| 2.2L L4 2209cc | 1982-1983 | Sundowner Base, Sundowner DLX | US9051 |
| 2.2L L4 2209cc | 1984 | Sundowner Base | US9051 |
| B2300 | | | |
| 2.3L L4 2294cc | 2001 | SE, SX | US4126 |
| 2.3L L4 2295cc | 1994 | Base, SE | US4054 |
| 2.3L L4 2295cc | 1995-1997 | Base, SE | US4093 |
| 2.3L L4 2300cc | 2002-2009 | Base | US4126 |
| 2.3L L4 2300cc | 2003-2004 | Base, SE | US4126 |
| B2500 | | | |
| 2.5L L4 2492cc | 1998-2001 | SE, SX | US4093 |
| 2.5L L4 2492cc | 1999 | SE, SX, Troy Lee | US4093 |
| B2600 | | | |
| 2.6L L4 2555cc | 1987-1988 | Base, LX, SE-5 | US7120 |
| 2.6L L4 2606cc | 1989 | Base, SE-5, LX | US9167 |
| 2.6L L4 2606cc | 1990-1993 | Base, SE-5, LE-5 | US9167 |
| B3000 | | | |
| 3.0L V6 2986cc 182 CID | 1994 | Base, SE | US4039 |
| 3.0L V6 2986cc 182 CID | 1995-1996 | Base, SE | US4095 |
| 3.0L V6 2986cc 182 CID | 1998 | SE, SX | US4095 |
| 3.0L V6 2986cc 182 CID | 1999 | SE, Troy Lee | US4095 |
| 3.0L V6 2986cc 182 CID | 2000 | SE, SX, Troy Lee | US4095 |
| 3.0L V6 2986cc 182 CID | 2001-2004 | DS, SE | US4095 |
| 3.0L V6 2986cc 182 CID | 2002-2007 | Base, DS | US4095 |
| B4000 | | | |
| 4.0L V6 4016cc | 1994-1996 | LE, SE | US4060 |
| 4.0L V6 4016cc | 1997 | Base, SE | US4060 |
| 4.0L V6 4016cc | 1998-1999 | SE | US4060 |
| 4.0L V6 4016cc | 2000 | SE, Troy Lee | US4060 |
| 4.0L V6 4016cc | 2001 | DS, SE | US4108 |
| 4.0L V6 4016cc | 2002 | Base, DS | US4108 |
| 4.0L V6 4016cc | 2003-2004 | Base, DS, SE | US4108 |
| 4.0L V6 4016cc | 2005-2008 | Base, SE | US4108 |

| Engine | Years | Application Description | USMW |
|------------------------|-----------|--|--------|
| MAZDA (CONT.) | | | |
| B4000 (CONT.) | | | |
| 4.0L V6 4016cc | 2009 | Base | US4108 |
| COSMO | | | |
| 1.3L R2 1308cc | 1976-1978 | Main | US9053 |
| CX-7 | | | |
| 2.3L L4 2260cc | 2007-2009 | Grand Touring, Sport, Touring | US4126 |
| 2.3L L4 2260cc | 2010-2012 | Grand Touring, Touring | US4126 |
| 2.5L L4 2488cc 152 CID | 2010 | Sport | US6219 |
| 2.5L L4 2488cc 152 CID | 2011-2012 | Sport, Touring | US6219 |
| CX-9 | | | |
| 3.5L V6 3496cc 213 CID | 2007 | Grand Touring, Sport, Touring | US6023 |
| 3.7L V6 3726cc 227 CID | 2008-2009 | Grand Touring, Sport, Touring | US6023 |
| 3.7L V6 3726cc 227 CID | 2010 | Grand Touring, Sport | US6023 |
| FAMILIA (MEX) | | | |
| 1.5L L4 1490cc 91 CID | 1986 | | US4049 |
| 1.6L L4 1597cc 97 CID | 1986 | | US4049 |
| GLC | | | |
| 1.3L L4 1272cc | 1977-1978 | Main | US9020 |
| 1.4L L4 1415cc | 1979 | Main | US9020 |
| 1.4L L4 1415cc | 1980 | Base, Custom, Sport | US9020 |
| 1.5L L4 1490cc | 1981-1982 | Base, Custom L; Hatchback, Custom; Hatchback, Sport | US9050 |
| 1.5L L4 1490cc | 1981-1983 | Custom L; Sedan, Custom; Sedan, Custom; Wagon | US9020 |
| 1.5L L4 1490cc | 1983 | Base, Custom L; Hatchback, Custom; Hatchback, Hatchback; Sport, Sedan; Sport | US9050 |
| 1.5L L4 1490cc | 1984-1985 | Base, DX, LX | US9050 |
| MIATA | | | |
| 1.6L L4 1597cc | 1990-1992 | Base | US4068 |
| 1.6L L4 1597cc | 1991 | Base, SE | US4068 |
| 1.6L L4 1597cc | 1993 | Base, LE | US4068 |
| 1.8L L4 1839cc | 1994-1996 | Base, M Edition | US9305 |
| 1.8L L4 1839cc | 1997 | Base, M Edition, STO | US9305 |
| 1.8L L4 1839cc | 1999 | 10th Anniversary, Base | US9305 |
| 1.8L L4 1839cc | 2000-2002 | Base, LS, SE | US9305 |
| 1.8L L4 1839cc | 2003 | Base, LS, SE, Shinsen | US9305 |
| 1.8L L4 1839cc | 2004-2005 | Base, LS, Mazdaspeed | US9305 |
| MILLENNIA | | | |
| 2.3L V6 2254cc | 1995-2002 | S | US9328 |
| 2.3L V6 2254cc | 2000 | Millennium Edition, S | US9328 |
| 2.3L V6 2254cc | 2001 | Base | US9328 |
| 2.5L V6 2497cc | 1995-1998 | Base, L | US9318 |
| 2.5L V6 2497cc | 1999-2002 | Base | US9318 |
| MPV | | | |
| 2.5L V6 2497cc | 2000-2001 | DX, ES, LX | US4091 |
| 2.6L L4 2606cc | 1989-1992 | Cargo, Passenger | US9167 |
| 2.6L L4 2606cc | 1993-1994 | Passenger | US9167 |
| 3.0L V6 2954cc 180 CID | 1989-1994 | Passenger | US9166 |
| 3.0L V6 2954cc 180 CID | 1991 | Cargo, Passenger | US9166 |
| 3.0L V6 2954cc 180 CID | 1995 | L, LX, LXE | US9166 |
| 3.0L V6 2954cc 180 CID | 1996 | DX, ES, LX | US9394 |
| 3.0L V6 2954cc 180 CID | 1997-1998 | ES, LX | US9394 |
| 3.0L V6 2968cc 181 CID | 2002 | ES, LX | US4091 |
| 3.0L V6 2968cc 181 CID | 2003 | ES, LX From 07/01/03 | US4132 |
| 3.0L V6 2968cc 181 CID | 2003 | ES, LX; To 07/01/03 | US4091 |
| 3.0L V6 2968cc 181 CID | 2004-2005 | ES, LX | US4132 |
| 3.0L V6 2968cc 181 CID | 2006 | ES, LX, LX-SV | US4132 |
| MX-3 | | | |
| 1.6L L4 1597cc | 1992-1993 | Base | US4049 |
| 1.6L L4 1597cc | 1994-1995 | Base | US9305 |
| 1.8L V6 1845cc | 1992-1994 | GS | US9318 |
| 1.8L V6 1845cc | 1993 | GS, SE | US9318 |
| MX-5 (MEX) | | | |
| 2.0L L4 1999cc 122 CID | 2006-2008 | | US6219 |
| 2.0L L4 1999cc 122 CID | 2010 | Sport | US6219 |
| 2.0L L4 1999cc 122 CID | 2011-2014 | Grand Touring | US6219 |

| Engine | Years | Application Description | USMW |
|---------------------------------|-----------|---|--------|
| MX-5 GRAND TOURING (MEX) | | | |
| 2.0L L4 1999cc 122 CID | 2010-2012 | | US6219 |
| MX-5 MIATA | | | |
| 2.0L L4 2000cc 122 CID | 2006 | Base, Club Spec, Grand Touring, Sport, Touring | US6219 |
| 2.0L L4 2000cc 122 CID | 2007-2009 | Grand Touring, Sport, SV, Touring | US6219 |
| 2.0L L4 2000cc 122 CID | 2010 | Grand Touring, Sport, Touring | US6219 |
| 2.0L L4 2000cc 122 CID | 2011-2012 | Grand Touring, Sport, Special Edition, Touring | US6219 |
| 2.0L L4 2000cc 122 CID | 2013-2014 | Club, Grand Touring, Sport | US6219 |
| MX-6 | | | |
| 2.0L L4 1991cc | 1993-1997 | Base | US4078 |
| 2.2L L4 2184cc | 1988-1992 | DX, GT, LX | US4053 |
| 2.2L L4 2184cc | 1989-1990 | DX, GT, LX, GT 4WS | US4053 |
| 2.2L L4 2184cc | 1991 | DX, GT, LX, LE | US4053 |
| 2.5L V6 2497cc | 1993-1997 | LS | US9318 |
| 2.5L V6 2497cc | 1996 | LS, M Edition | US9318 |
| NAVAJO | | | |
| 4.0L V6 4016cc | 1991 | LX | US4060 |
| 4.0L V6 4016cc | 1992-1994 | DX, LX | US4060 |
| PROTEGE | | | |
| 1.5L L4 1489cc | 1995 | DX, LX | US9305 |
| 1.5L L4 1489cc | 1996-1998 | DX, LX | US9371 |
| 1.6L L4 1589cc | 1999-2001 | DX, LX | US9305 |
| 1.8L L4 1839cc | 1990-1992 | LX | US4068 |
| 1.8L L4 1839cc | 1990 | 4WD, SE | US4049 |
| 1.8L L4 1839cc | 1991 | 4WD, DX | US4049 |
| 1.8L L4 1839cc | 1992 | DX | US4049 |
| 1.8L L4 1839cc | 1993 | DX, LX | US4049 |
| 1.8L L4 1839cc | 1994 | Base, DX, LX | US4049 |
| 1.8L L4 1839cc | 1995-1998 | ES | US9305 |
| 1.8L L4 1839cc | 1999-2000 | ES | US4078 |
| 2.0L L4 2000cc | 2001 | ES, LX, MP3 | US4078 |
| 2.0L L4 2000cc | 2002 | DX, ES, LX | US4078 |
| 2.0L L4 2000cc | 2003 | DX, ES, LX, Mazdaspeed | US4078 |
| PROTEGE5 | | | |
| 2.0L L4 2000cc | 2002-2003 | Base | US4078 |
| ROTARY PICKUP | | | |
| 1.3L R2 1308cc | 1975-1977 | Main | US9053 |
| RX-3 | | | |
| 1.1L R2 1146cc | 1975-1978 | Main | US9053 |
| RX-4 | | | |
| 1.3L R2 1308cc | 1975-1978 | Main | US9053 |
| RX-7 | | | |
| 1.1L R2 1146cc | 1979 | Main | US9053 |
| 1.1L R2 1146cc | 1985 | GS, GSL, S | US9053 |
| 1.3L R2 1308cc | 1985 | GSL-SE | US9053 |
| 1.3L R2 1308cc | 1986 | Base, GXL | US9102 |
| 1.3L R2 1308cc | 1987 | Base, Base 2+2, GXL, GXL 2+2, LX, LX 2+2, Sport, Turbo | US9102 |
| 1.3L R2 1308cc | 1988 | 10th Anniversary, Convertible, GTU, GXL 2+2, GXL 2+2, SE 2+2, SE 2+2, SE, SE, GXL, GXL, Turbo | US9102 |
| 1.3L R2 1308cc | 1989-1990 | Convertible, Turbo, GTU, GTUs, GXL 2+2, GXL | US9208 |
| 1.3L R2 1308cc | 1991 | Base, Convertible Turbo | US9208 |
| 1.3L R2 1308cc | 1993 | Base, Touring, Touring, R1 | US9266 |
| 1.3L R2 1308cc | 1994-1995 | Base, Touring, R2 | US9266 |
| RX-8 | | | |
| 1.3L R2 1308cc | 2004-2007 | Base | US6156 |
| 1.3L R2 1308cc | 2005 | Base, Shinka | US6156 |
| 1.3L R2 1308cc | 2008 | 40th Anniversary Edition, Grand Touring, Sport, Touring | US6156 |
| TRIBUTE | | | |
| 2.0L L4 1991cc | 2001-2004 | DX | US4115 |
| 2.3L L4 140 CID | 2005-2006 | i | US4126 |
| 2.3L L4 140 CID | 2008 | Hybrid, i | US4126 |
| 2.5L L4 2488cc 152 CID | 2009-2010 | Hybrid, i | US4126 |
| 2.5L L4 2488cc 152 CID | 2011 | i | US4126 |
| 3.0L V6 2968cc 181 CID | 2001-2002 | DX, ES, LX | US4091 |
| 3.0L V6 2968cc 181 CID | 2003-2004 | ES, LX | US4091 |

| Engine | Years | Application Description | USMW |
|------------------------|-----------|-------------------------|--------|
| MAZDA (CONT.) | | | |
| TRIBUTE (CONT.) | | | |
| 3.0L V6 2968cc 181 CID | 2005-2008 | S | US4132 |
| 3.0L V6 2968cc 181 CID | 2009-2011 | S | US6250 |
| MERCEDES-BENZ | | | |
| 230 | | | |
| 2.3L L4 2307cc | 1975-1978 | Main | US9172 |
| 2.3L L6 2306cc 141 CID | 1966-1969 | | US9299 |
| 250 | | | |
| 2.5L L6 2496cc 152 CID | 1968-1972 | | US9299 |
| 280 | | | |
| 2.8L L6 2746cc | 1973-1976 | | US9299 |
| 190D | | | |
| 2.2L L4 2197cc | 1984-1985 | 2.2 | US9195 |
| 2.5L L5 2497cc | 1986-1989 | 2.5 | US9228 |
| 2.5L L5 2497cc | 1987 | 2.5, 2.5 Turbo | US9228 |
| 190DT (MEX) | | | |
| 2.5L L5 2497cc 152 CID | 1990 | | US9228 |
| 190E | | | |
| 2.3L L4 2299cc | 1984 | 2.3 | US9173 |
| 2.3L L4 2299cc | 1985-1993 | 2.3 | US9175 |
| 2.3L L4 2299cc | 1986-1987 | 2.3, 2.3-16 | US9175 |
| 2.6L L6 2599cc | 1987-1993 | 2.6 | US9202 |
| 220E (MEX) | | | |
| 2.2L L4 2199cc 134 CID | 1994 | | US9314 |
| 230E (MEX) | | | |
| 2.3L L4 2300cc 140 CID | 1986-1991 | | US9175 |
| 240D | | | |
| 2.4L L4 2404cc | 1975-1979 | Main | US9172 |
| 2.4L L4 2404cc | 1980-1983 | Base | US9172 |
| 250C | | | |
| 2.8L L6 2778cc | 1970-1972 | | US9299 |
| 250D (MEX) | | | |
| 2.5L L5 2497cc 152 CID | 1986 | | US9228 |
| 260E | | | |
| 2.6L L6 2599cc | 1987-1989 | Base | US9202 |
| 260E (MEX) | | | |
| 2.6L L6 2599cc 158 CID | 1992 | | US9202 |
| 260SE (MEX) | | | |
| 2.6L L6 2599cc 158 CID | 1987-1989 | | US9202 |
| 280C | | | |
| 2.8L L6 2746cc | 1973-1976 | | US9299 |
| 280CE | | | |
| 2.8L L6 2746cc | 1978-1980 | | US9299 |
| 280E | | | |
| 2.8L L6 2746cc | 1978-1980 | | US9299 |
| 280E (MEX) | | | |
| 2.8L L6 2799cc 171 CID | 1993 | | US9345 |
| 280S | | | |
| 2.8L L6 2746cc | 1975-1976 | | US9299 |
| 2.8L L6 2778cc | 1969-1971 | | US9299 |
| 280SE | | | |
| 2.8L L6 2746cc | 1977-1980 | | US9299 |
| 2.8L L6 2778cc | 1969-1972 | | US9299 |
| 280SEL | | | |
| 2.8L L6 2778cc | 1969-1971 | | US9299 |
| 280SL | | | |
| 2.8L L6 2778cc | 1969-1971 | | US9299 |
| 300CD | | | |
| 3.0L L5 2998cc | 1983-1985 | Base | US9172 |
| 3.0L L5 3005cc | 1978-1979 | Main | US9172 |
| 3.0L L5 3005cc | 1980-1982 | Base | US9172 |
| 300CE | | | |
| 3.0L L6 2962cc | 1988-1989 | Base | US9202 |
| 3.0L L6 2962cc | 1990-1992 | Base | US9222 |

| Engine | Years | Application Description | USMW |
|------------------------|-----------|--------------------------|--------|
| 3.2L L6 3199cc | 1993 | Base; From Engine 072237 | US9345 |
| 3.2L L6 3199cc | 1993 | Base; To Engine 072236 | US9313 |
| 300CE (MEX) | | | |
| 3.0L L6 2962cc 180 CID | 1993 | | US9202 |
| 300D | | | |
| 2.5L L5 2497cc | 1990-1993 | 2.5 | US9228 |
| 3.0L L5 2998cc | 1983-1985 | Base | US9172 |
| 3.0L L5 3005cc | 1975-1979 | Main | US9172 |
| 3.0L L5 3005cc | 1980-1982 | Base | US9172 |
| 3.0L L6 2998cc | 1987 | Base | US9228 |
| 300D (MEX) | | | |
| 3.0L L5 2998cc 182 CID | 1986 | | US9228 |
| 3.0L L6 2985cc 182 CID | 1989 | | US9172 |
| 300E | | | |
| 2.6L L6 2599cc | 1990-1992 | 2.6 | US9202 |
| 2.8L L6 2799cc | 1993 | 2.8 | US9313 |
| 3.0L L6 2962cc | 1986-1989 | Base | US9202 |
| 3.0L L6 2962cc | 1990-1992 | 4Matic, Base | US9202 |
| 3.0L L6 2962cc | 1993 | 4Matic | US9202 |
| 3.2L L6 3199cc | 1993 | Base; From Engine 072237 | US9345 |
| 3.2L L6 3199cc | 1993 | Base; To Engine 072236 | US9313 |
| 300SD | | | |
| 3.0L L5 2998cc | 1983-1985 | Base | US9172 |
| 3.0L L5 3005cc | 1978-1979 | Main | US9172 |
| 3.0L L5 3005cc | 1980-1982 | Base | US9172 |
| 3.4L L6 3449cc | 1992-1993 | Base | US9228 |
| 300SDL | | | |
| 3.0L L6 2998cc | 1986-1987 | Base | US9228 |
| 300SE | | | |
| 3.0L L6 2962cc | 1988-1991 | Base | US9202 |
| 3.2L L6 3199cc | 1992-1993 | Base | US9343 |
| 300SEL | | | |
| 2.8L L6 2778cc | 1968-1969 | | US9299 |
| 3.0L L6 2962cc | 1988-1991 | Base | US9202 |
| 300SL | | | |
| 3.0L L6 2962cc | 1990-1993 | Base | US9222 |
| 300SL (MEX) | | | |
| 3.0L L6 2962cc 180 CID | 1986 | | US9202 |
| 300TD | | | |
| 3.0L L5 2998cc | 1983-1985 | Base | US9172 |
| 3.0L L5 3005cc | 1981-1982 | Base | US9172 |
| 3.0L L6 2998cc | 1987 | Base | US9228 |
| 300TE | | | |
| 3.0L L6 2962cc | 1988-1989 | Base | US9202 |
| 3.0L L6 2962cc | 1990-1992 | 4Matic, Base | US9202 |
| 3.0L L6 2962cc | 1993 | 4Matic | US9202 |
| 3.2L L6 3199cc | 1993 | Base; From Engine 072237 | US9345 |
| 3.2L L6 3199cc | 1993 | Base; To Engine 072236 | US9313 |
| 300TE (MEX) | | | |
| 3.0L L6 2962cc 180 CID | 1986-1987 | | US9202 |
| 350SD | | | |
| 3.4L L6 3449cc | 1991 | Base | US9228 |
| 350SDL | | | |
| 3.4L L6 3449cc | 1990-1991 | Base | US9228 |
| 380SE | | | |
| 3.8L V8 3839cc | 1984-1985 | Base | US9230 |
| 380SEC | | | |
| 3.8L V8 3839cc | 1982-1983 | Base | US9230 |
| 380SEL | | | |
| 3.8L V8 3839cc | 1981-1983 | Base | US9230 |
| 380SL | | | |
| 3.8L V8 3839cc | 1981-1985 | Base | US9230 |
| 380SLC | | | |
| 3.8L V8 3839cc | 1981 | Base | US9230 |
| 400E | | | |
| 4.2L V8 4196cc | 1992-1993 | Base; From Engine 020772 | US9346 |
| 4.2L V8 4196cc | 1992-1993 | Base; To Engine 020771 | US9315 |

| Engine | Years | Application Description | USMW |
|------------------------------|-----------|--------------------------|--------|
| MERCEDES-BENZ (CONT.) | | | |
| 400E (MEX) | | | |
| 4.2L V8 4196cc 256 CID | 1994 | | US9346 |
| 400SE | | | |
| 4.2L V8 4196cc | 1992 | Base; From Engine 026751 | US9346 |
| 4.2L V8 4196cc | 1992 | Base; To Engine 026750 | US9315 |
| 400SE (MEX) | | | |
| 4.2L V8 4196cc 256 CID | 1996-1997 | | US9346 |
| 400SEL | | | |
| 4.2L V8 4196cc | 1993 | Base; From Engine 026751 | US9346 |
| 4.2L V8 4196cc | 1993 | Base; To Engine 026750 | US9315 |
| 400SEL (MEX) | | | |
| 4.2L V8 4196cc 256 CID | 1995-1997 | | US9346 |
| 420SE (MEX) | | | |
| 4.2L V8 4196cc 256 CID | 1986 | | US9231 |
| 420SEL | | | |
| 4.2L V8 4196cc | 1986-1991 | Base | US9231 |
| 420SL (MEX) | | | |
| 4.2L V8 4196cc 256 CID | 1986 | | US9231 |
| 4.2L V8 4196cc 256 CID | 1996-1997 | | US9346 |
| 450SE | | | |
| 4.5L V8 4520cc | 1975-1976 | Main | US9176 |
| 450SEL | | | |
| 4.5L V8 4520cc | 1975-1979 | Main | US9176 |
| 4.5L V8 4520cc | 1980 | Base | US9176 |
| 450SL | | | |
| 4.5L V8 4520cc | 1975-1979 | Main | US9176 |
| 4.5L V8 4520cc | 1980 | Base | US9176 |
| 450SLC | | | |
| 4.5L V8 4520cc | 1975-1979 | Main | US9176 |
| 4.5L V8 4520cc | 1980 | Base | US9176 |
| 500CL (MEX) | | | |
| 5.0L V8 4973cc 303 CID | 1996-1997 | | US9346 |
| 500E | | | |
| 5.0L V8 4973cc | 1992-1993 | Base; From Engine 010205 | US9346 |
| 5.0L V8 4973cc | 1992-1993 | Base; To Engine 010204 | US9315 |
| 500E (MEX) | | | |
| 5.0L V8 4973cc 303 CID | 1991 | | US9315 |
| 500SE (MEX) | | | |
| 5.0L V8 4973cc 303 CID | 1986 | | US9230 |
| 500SEC | | | |
| 5.0L V8 4973cc | 1984-1985 | Base | US9230 |
| 5.0L V8 4973cc | 1993 | Base; From Engine 056886 | US9346 |
| 5.0L V8 4973cc | 1993 | Base; To Engine 056885 | US9315 |
| 500SEC (MEX) | | | |
| 5.0L V8 4973cc 303 CID | 1987 | | US9230 |
| 5.0L V8 4973cc 303 CID | 1996-1997 | | US9346 |
| 500SEL | | | |
| 5.0L V8 4973cc | 1984-1985 | Base | US9230 |
| 5.0L V8 4973cc | 1992-1993 | Base; From Engine 056886 | US9346 |
| 5.0L V8 4973cc | 1992-1993 | Base; To Engine 056885 | US9315 |
| 500SEL (MEX) | | | |
| 5.0L V8 4973cc 303 CID | 1991-1994 | | US9315 |
| 5.0L V8 4973cc 303 CID | 1995-1997 | | US9346 |
| 500SL | | | |
| 5.0L V8 4973cc | 1990-1992 | Base | US9315 |
| 5.0L V8 4973cc | 1993 | Base; From Engine 013778 | US9346 |
| 5.0L V8 4973cc | 1993 | Base; To Engine 013777 | US9315 |
| 500SL (MEX) | | | |
| 5.0L V8 4973cc 303 CID | 1986 | | US9230 |
| 5.0L V8 4973cc 303 CID | 1989 | | US9315 |
| 560SE (MEX) | | | |
| 5.6L V8 5547cc 338 CID | 1986 | | US9231 |
| 560SEC | | | |
| 5.6L V8 5547cc | 1986-1991 | Base | US9231 |

| Engine | Years | Application Description | USMW |
|-------------------------|-----------|--|---------|
| 560SEL | | | |
| 5.6L V8 5547cc | 1986-1991 | Base | US9231 |
| 560SEL (MEX) | | | |
| 5.6L V8 5547cc 338 CID | 1994-1996 | | US9231 |
| 560SL | | | |
| 5.6L V8 5547cc | 1986-1989 | Base | US9231 |
| 600CL (MEX) | | | |
| 6.0L V12 5987cc 365 CID | 1996-1997 | | US9277 |
| 600SEC | | | |
| 6.0L V12 5987cc | 1993 | Base | US9277 |
| 600SEC (MEX) | | | |
| 6.0L V12 5987cc 365 CID | 1994-1997 | | US9277 |
| 600SEL | | | |
| 6.0L V12 5987cc | 1992-1993 | Base | US9277 |
| 600SEL (MEX) | | | |
| 6.0L V12 5987cc 365 CID | 1991-1997 | | US9277 |
| 600SL | | | |
| 6.0L V12 5987cc | 1993 | Base | US9277 |
| A160 (MEX) | | | |
| 1.6L L4 1587cc 97 CID | 2000-2001 | | US9885 |
| 1.6L L4 1598cc 98 CID | 2002-2005 | | US9885 |
| C220 | | | |
| 2.2L L4 2199cc | 1994-1996 | Base | US9314 |
| C230 | | | |
| 1.8L L4 1796cc | 2003-2005 | Kompressor | US6030 |
| 2.3L L4 2295cc | 1997-1998 | Base | US9314 |
| 2.3L L4 2295cc | 1999-2000 | Kompressor | US9440 |
| 2.3L L4 2295cc | 2002 | Kompressor | US6229 |
| 2.5L V6 2496cc | 2006 | Sport; From 03/02/2005 | US6142 |
| 2.5L V6 2496cc | 2006 | Sport; To 03/02/2005 | US6075 |
| 2.5L V6 2496cc | 2007 | FLEX; Sport, GAS; Sport | US6142 |
| C240 | | | |
| 2.6L V6 2597cc | 2001-2002 | Base | US9379 |
| 2.6L V6 2597cc | 2003-2005 | 4Matic, Base | US9379 |
| C280 | | | |
| 2.8L L6 2799cc | 1994 | Base | US9313 |
| 2.8L L6 2799cc | 1995 | Base; From Engine 034967 | US9345 |
| 2.8L L6 2799cc | 1995 | Base; To Engine 034966 | US9313 |
| 2.8L L6 2799cc | 1996-1997 | Base | US9344 |
| 2.8L V6 2799cc | 1998-2000 | Base | US9379 |
| 3.0L V6 2996cc | 2006-2007 | 4Matic, Luxury; Engine Cooling | US11015 |
| 3.0L V6 2996cc | 2006 | 4Matic, Luxury; From 03/02/2005 | US6142 |
| 3.0L V6 2996cc | 2006 | 4Matic, Luxury; To 03/02/2005 | US6075 |
| 3.0L V6 2996cc | 2007 | 4Matic, Luxury | US6142 |
| C300 | | | |
| 3.0L V6 2996cc | 2008 | 4Matic Luxury, 4Matic Sport, FLEX; Sport | US6142 |
| 3.0L V6 2996cc | 2009-2012 | 4Matic Luxury, 4Matic Sport | US6142 |
| 3.0L V6 2996cc | 2010-2011 | 4Matic Luxury, 4Matic Sport, Sport, Luxury | US6142 |
| C32 AMG | | | |
| 3.2L V6 3199cc | 2002-2004 | Supercharged; Engine Cooling | US11015 |
| C320 | | | |
| 3.2L V6 3199cc | 2001-2002 | Base | US9379 |
| 3.2L V6 3199cc | 2003-2005 | 4Matic, Base | US9379 |
| C350 | | | |
| 3.5L V6 3498cc | 2006-2007 | 4Matic, Luxury, Sport; Engine Cooling | US11015 |
| 3.5L V6 3498cc | 2006 | 4Matic, Luxury, Sport; From 03/02/2005 | US6142 |
| 3.5L V6 3498cc | 2006 | 4Matic, Luxury, Sport; To 03/02/2005 | US6075 |
| 3.5L V6 3498cc | 2007 | 4Matic, Luxury, Sport | US6142 |
| 3.5L V6 3498cc | 2008-2011 | Sport | US6142 |
| C36 AMG | | | |
| 3.6L L6 3606cc | 1995 | Base | US9345 |
| 3.6L L6 3606cc | 1996-1997 | Base | US9311 |
| C43 AMG | | | |
| 4.3L V8 4266cc | 1998-2000 | Base | US9379 |
| C55 AMG | | | |
| 5.5L V8 5439cc 335 CID | 2005-2006 | Base | US9380 |

| Engine | Years | Application Description | USMW |
|-------------------------|-----------|--|---------|
| C55 AMG (MEX) | | | |
| 5.5L V8 5439cc 332 CID | 2007 | | US9380 |
| CL500 | | | |
| 5.0L V8 4966cc | 2006 | 113.960 Desig.; Base; FI | US9379 |
| 5.0L V8 4973cc | 1998-1999 | Base | US9346 |
| 5.0L V8 4973cc | 2000-2005 | Base | US9379 |
| CL500 (MEX) | | | |
| 5.5L V8 5461cc 333 CID | 2008-2010 | | US9380 |
| CL55 AMG | | | |
| 5.5L V8 5439cc 335 CID | 2001-2002 | Base | US9380 |
| CL550 | | | |
| 4.6L V8 4663cc | 2011-2014 | 4Matic; Turbocharged; Engine Cooling | US11015 |
| 5.5L V8 5461cc | 2007-2008 | Base | US6235 |
| 5.5L V8 5461cc | 2009-2010 | 4Matic | US6235 |
| CL600 | | | |
| 5.5L V12 5513cc 336 CID | 2003-2014 | Base; Turbocharged | US6273 |
| 5.5L V12 5513cc 336 CID | 2003-2014 | Turbocharged; Engine Cooling | US11015 |
| 5.8L V12 5786cc | 2001-2002 | | US6273 |
| 6.0L V12 5987cc | 1998-1999 | Base | US9277 |
| CL600 (MEX) | | | |
| 5.8L V12 5786cc 353 CID | 2003 | | US9277 |
| CL63 AMG | | | |
| 6.3L V8 6208cc | 2008-2010 | Engine Cooling | US11015 |
| CL65 AMG | | | |
| 6.0L V12 5980cc 365 CID | 2005-2014 | Turbocharged; Engine Cooling | US11015 |
| 6.0L V12 5980cc 365 CID | 2005-2014 | Turbocharged; Primary | US6273 |
| CLK320 | | | |
| 3.2L V6 3199cc | 1998-2002 | Base; From Engine 30 033141 | US9379 |
| 3.2L V6 3199cc | 1998-2002 | Base; To Engine 30 033140 | US9380 |
| 3.2L V6 3199cc | 2003-2005 | Base | US9379 |
| CLK350 | | | |
| 3.5L V6 3498cc | 2006 | Base; From 03/02/2005 | US6142 |
| 3.5L V6 3498cc | 2006 | Base; To 03/02/2005 | US6075 |
| 3.5L V6 3498cc | 2007-2009 | Base | US6142 |
| CLK430 | | | |
| 4.3L V8 4266cc | 1999-2003 | Base | US9379 |
| CLK500 | | | |
| 5.0L V8 4966cc | 2006 | Base | US9379 |
| 5.0L V8 4973cc | 2003-2005 | Base | US9379 |
| CLK500 (MEX) | | | |
| 5.0L V8 4966cc 303 CID | 2007-2009 | | US9379 |
| CLK55 AMG | | | |
| 5.5L V8 5439cc 335 CID | 2001-2006 | Base | US9380 |
| CLK550 | | | |
| 5.5L V8 5461cc | 2007-2009 | Base | US6235 |
| CLS500 | | | |
| 5.0L V8 4966cc | 2006 | Base; FI | US9379 |
| 5.0L V8 4966cc | 2006 | Electric Water Pump | US11009 |
| CLS500 (MEX) | | | |
| 5.0L V8 4966cc 303 CID | 2007 | | US9379 |
| 5.5L V8 5461cc 333 CID | 2008-2011 | | US9380 |
| CLS55 AMG | | | |
| 5.5L V8 5439cc 335 CID | 2006 | Electric Water Pump / HVAC System | US11009 |
| 5.5L V8 5439cc 335 CID | 2006 | Supercharged; Engine Cooling | US11015 |
| CLS550 | | | |
| 4.6L V8 4663cc | 2012-2014 | 4Matic; Base; Turbocharged; Engine Cooling | US11015 |
| 5.5L V8 5461cc | 2007-2011 | Base | US6235 |
| 5.5L V8 5461cc | 2007-2011 | Electric Water Pump | US11009 |
| CLS63 AMG | | | |
| 5.5L V8 5461cc | 2012-2013 | Base; Turbocharged; Engine Cooling | US11015 |
| 5.5L V8 5461cc | 2014 | 4Matic; Turbocharged; Engine Cooling | US11015 |
| 6.3L V8 6208cc | 2007-2011 | Electric Water Pump | US11009 |
| E280 (MEX) | | | |
| 2.8L L6 2800cc 171 CID | 1999 | | US9344 |
| 3.0L V6 2996cc 183 CID | 2007 | | US6142 |

| Engine | Years | Application Description | USMW |
|------------------------|-----------|--|---------|
| E300 | | | |
| 3.0L L6 2996cc | 1995-1999 | Base | US9228 |
| E320 | | | |
| 3.0L V6 2987cc | 2007-2009 | Bluetec | US6155 |
| 3.0L V6 2987cc | 2007-2009 | Bluetec; Electric Water Pump | US11009 |
| 3.2L L6 3199cc | 1994-1995 | Base; From Engine 072237 | US9345 |
| 3.2L L6 3199cc | 1994-1995 | Base; To Engine 072236 | US9313 |
| 3.2L L6 3199cc | 1996-1997 | Base | US9344 |
| 3.2L L6 3222cc | 2005-2006 | CDI | US6152 |
| 3.2L L6 3222cc | 2005-2006 | CDI; Electric Water Pump | US11009 |
| 3.2L V6 3199cc | 1998-2005 | 4Matic; Base; Exc.Oil Cooler Fitting | US9379 |
| 3.2L V6 3199cc | 1998-2005 | 4Matic; Base; With Oil Cooler Fitting | US9380 |
| 3.2L V6 3199cc | 2003 | Base; Electric Water Pump | US11009 |
| 3.2L V6 3199cc | 2004-2005 | 4Matic; Base; Electric Water Pump | US11009 |
| 3.2L V6 3199cc | 2004 | Base; With Oil Cooler Fitting | US9380 |
| E350 | | | |
| 3.0L V6 2987cc | 2011-2013 | Bluetec | US6155 |
| 3.5L V6 3498cc | 2006-2009 | 4Matic; Base; Electric Water Pump | US11009 |
| 3.5L V6 3498cc | 2006 | 4Matic; Base; From 03/02/2005 | US6142 |
| 3.5L V6 3498cc | 2006 | 4Matic; Base; To 03/02/2005 | US6075 |
| 3.5L V6 3498cc | 2007-2009 | 4Matic; Base | US6142 |
| 3.5L V6 3498cc | 2010-2011 | Base, 4Matic | US6142 |
| E420 | | | |
| 4.2L V8 4196cc | 1994-1995 | Base; From Engine 020772 | US9346 |
| 4.2L V8 4196cc | 1994-1995 | Base; To Engine 020771 | US9315 |
| 4.2L V8 4196cc | 1997 | Base | US9346 |
| E430 | | | |
| 4.3L V8 4266cc | 1998-1999 | Base | US9379 |
| 4.3L V8 4266cc | 2000-2002 | 4Matic; Base | US9379 |
| E500 | | | |
| 5.0L V8 4966cc | 2004-2005 | 4Matic | US9379 |
| 5.0L V8 4966cc | 2004-2005 | 4Matic; Electric Water Pump | US11009 |
| 5.0L V8 4966cc | 2006 | 4Matic; Base | US9379 |
| 5.0L V8 4966cc | 2006 | 4Matic; Base; Electric Water Pump | US11009 |
| 5.0L V8 4973cc | 1994 | Base; From Engine 010205 | US9346 |
| 5.0L V8 4973cc | 1994 | Base; To Engine 010204 | US9315 |
| 5.0L V8 4973cc | 2003-2005 | Base | US9379 |
| 5.0L V8 4973cc | 2003-2005 | Base; Electric Water Pump | US11009 |
| E500 (MEX) | | | |
| 5.5L V8 5461cc 333 CID | 2008-2011 | | US9380 |
| E55 AMG | | | |
| 5.5L V8 5439cc 335 CID | 1999-2002 | Base | US9380 |
| 5.5L V8 5439cc 335 CID | 2003-2006 | Electric Water Pump / HVAC System | US11009 |
| 5.5L V8 5439cc 335 CID | 2003-2006 | Supercharged; Engine Cooling | US11015 |
| E550 | | | |
| 4.6L V8 4663cc | 2012-2014 | 4Matic; Base; Turbocharged; Engine Cooling | US11015 |
| 5.5L V8 5461cc | 2007-2009 | 4Matic; Base; Electric Water Pump | US11009 |
| 5.5L V8 5461cc | 2007-2011 | 4Matic; Base | US6235 |
| E63 AMG | | | |
| 5.5L V8 5461cc | 2012-2013 | Base; Turbocharged; Engine Cooling | US11015 |
| 5.5L V8 5461cc | 2014 | 4Matic; Turbocharged; Engine Cooling | US11015 |
| 6.3L V8 6208cc | 2007-2009 | Electric Water Pump | US11009 |
| E63 AMG S | | | |
| 5.5L V8 5461cc | 2014 | 4Matic; Turbocharged; Engine Cooling | US11015 |
| G500 | | | |
| 5.0L V8 4966cc | 2002-2004 | Base; FI; Exc.Oil Cooler Fitting | US9379 |
| 5.0L V8 4966cc | 2002-2004 | Base; FI; Oil Cooler Fitting | US9380 |
| 5.0L V8 4966cc | 2006-2008 | Base; Exc.Oil Cooler Fitting | US9379 |
| 5.0L V8 4966cc | 2006-2008 | Base; With Oil Cooler Fitting | US9380 |
| 5.0L V8 4973cc | 2005 | Base; Exc.Oil Cooler Fitting | US9379 |
| 5.0L V8 4973cc | 2005 | Base; Oil Cooler Fitting | US9380 |
| G500L (MEX) | | | |
| 5.0L V8 4973cc 303 CID | 2000 | | US9379 |
| 5.0L V8 4973cc 303 CID | 2001 | | US9380 |
| G55 AMG | | | |
| 5.5L V8 5439cc 335 CID | 2003-2004 | Base | US9380 |
| 5.5L V8 5439cc 335 CID | 2005-2011 | Supercharged; Charge Air Cooling | US11015 |

| Engine | Years | Application Description | USMW |
|------------------------------|-----------|--|---------|
| MERCEDES-BENZ (CONT.) | | | |
| G550 | | | |
| 5.5L V8 5461cc | 2009-2015 | Base | US6235 |
| G63 AMG | | | |
| 5.5L V8 5461cc | 2013-2014 | Electric Water Pump / HVAC System | US11009 |
| GL320 | | | |
| 3.0L V6 2987cc | 2007-2008 | CDI | US6155 |
| 3.0L V6 2987cc | 2007-2008 | CDI; Electric Water Pump | US11009 |
| 3.0L V6 2987cc | 2009 | Bluetec 4Matic | US6155 |
| 3.0L V6 2987cc | 2009 | Bluetec 4Matic; Electric Water Pump | US11009 |
| GL350 | | | |
| 3.0L V6 2987cc | 2010-2012 | Bluetec 4Matic; Electric Water Pump | US11009 |
| 3.0L V6 2987cc | 2010-2013 | Bluetec 4Matic | US6155 |
| GL450 | | | |
| 4.6L V8 4663cc | 2007-2012 | Base | US6235 |
| 4.6L V8 4663cc | 2007-2012 | Base; Main; Electric Water Pump | US11009 |
| 4.6L V8 4663cc | 2013-2014 | Base; Turbocharged | US11015 |
| GL500 (MEX) | | | |
| 5.5L V8 5461cc 333 CID | 2008-2011 | | US9380 |
| GL550 | | | |
| 4.6L V8 4663cc | 2013-2014 | 4Matic; Turbocharged | US11015 |
| 5.5L V8 5461cc | 2008-2012 | Base | US6235 |
| 5.5L V8 5461cc | 2008-2012 | Base; Main; Electric Water Pump | US11009 |
| GL63 AMG | | | |
| 5.5L V8 5461cc 333 CID | 2013-2014 | Base; Turbocharged | US11015 |
| GLK350 | | | |
| 3.5L V6 3498cc | 2010-2012 | 4Matic, Base | US6142 |
| ML320 | | | |
| 3.0L V6 2987cc | 2007-2008 | CDI | US6155 |
| 3.0L V6 2987cc | 2007-2008 | CDI; Electric Water Pump | US11009 |
| 3.0L V6 2987cc | 2009 | Bluetec 4Matic | US6155 |
| 3.0L V6 2987cc | 2009 | Bluetec 4Matic; Electric Water Pump | US11009 |
| 3.2L V6 3199cc | 1998-2003 | Base | US9379 |
| ML350 | | | |
| 3.0L V6 2987cc | 2010-2011 | Bluetec 4Matic; Electric Water Pump | US11009 |
| 3.0L V6 2987cc | 2010-2013 | Bluetec 4Matic | US6155 |
| 3.5L V6 3498cc | 2006-2008 | 4Matic; Electric Water Pump | US11009 |
| 3.5L V6 3498cc | 2006 | 4Matic; From 03/02/2005 | US6142 |
| 3.5L V6 3498cc | 2006 | 4Matic; To 03/02/2005 | US6075 |
| 3.5L V6 3498cc | 2007-2008 | 4Matic | US6142 |
| 3.5L V6 3498cc | 2009-2011 | 4Matic, Base | US6142 |
| 3.5L V6 3498cc | 2009-2011 | 4Matic, Base; Electric Water Pump | US11009 |
| 3.7L V6 3699cc | 2003-2005 | Base | US9379 |
| ML430 | | | |
| 4.3L V8 4266cc | 1999-2001 | 113.942 Desig.; Base; FI | US9380 |
| ML450 | | | |
| 3.5L V6 3498cc | 2010-2011 | ELECTRIC/GAS; Hybrid 4Matic; Inverter Cooling | US11015 |
| 3.5L V6 3498cc | 2010-2011 | Hybrid 4Matic; Electric Water Pump; Engine Cooling | US11009 |
| ML500 | | | |
| 5.0L V8 4966cc | 2002 | Base; FI | US9380 |
| 5.0L V8 4966cc | 2006 | Base | US9380 |
| 5.0L V8 4966cc | 2006 | Base; Electric Water Pump | US11009 |
| 5.0L V8 4966cc 303 CID | 2003-2007 | Base | US9380 |
| 5.0L V8 4973cc | 2007 | Base; Electric Water Pump | US11009 |
| ML55 AMG | | | |
| 5.5L V8 5439cc 335 CID | 2000-2003 | Base | US9380 |
| ML550 | | | |
| 4.6L V8 4663cc | 2014 | Base; Turbocharged | US11015 |
| 5.5L V8 5461cc | 2008-2011 | Base | US6235 |
| 5.5L V8 5461cc | 2008-2011 | Base; Electric Water Pump | US11009 |
| ML63 AMG | | | |
| 5.5L V8 5461cc | 2012-2014 | Base; Turbocharged | US11015 |
| 5.5L V8 5461cc | 2012 | Charge Air Cooling Electric Water Pump | US11009 |
| 6.3L V8 6208cc | 2007-2011 | Base; Naturally Aspirated | US11015 |
| 6.3L V8 6208cc | 2007-2011 | Electric Water Pump / HVAC System | US11009 |

| Engine | Years | Application Description | USMW |
|-----------------------------------|-----------|---|---------|
| R320 | | | |
| 3.0L V6 2987cc | 2007-2008 | CDI | US6155 |
| 3.0L V6 2987cc | 2007-2008 | CDI; Electric Water Pump; HVAC System (Auxiliary Heater) | US11009 |
| 3.0L V6 2987cc | 2009 | Bluetec | US6349 |
| 3.0L V6 2987cc | 2009 | Bluetec; Electric Water Pump; HVAC System (Auxiliary Heater) | US11009 |
| R350 | | | |
| 3.0L V6 2987cc | 2010-2012 | Bluetec 4Matic | US6155 |
| 3.0L V6 2987cc | 2010-2012 | Bluetec 4Matic; Electric Water Pump; HVAC System (Auxiliary Heater) | US11009 |
| 3.5L V6 3498cc | 2006-2012 | 4Matic; Electric Water Pump; HVAC System (Auxiliary Heater) | US11009 |
| 3.5L V6 3498cc | 2006 | 4Matic; From 03/02/2005 | US6142 |
| 3.5L V6 3498cc | 2006 | 4Matic; To 03/02/2005 | US6075 |
| 3.5L V6 3498cc | 2007-2011 | 4Matic | US6142 |
| 3.5L V6 3498cc | 2008-2009 | 4Matic, Base | US6142 |
| 3.5L V6 3498cc | 2008-2009 | 4Matic, Base; Electric Water Pump; HVAC System (Auxiliary Heater) | US11009 |
| R500 | | | |
| 5.0L V8 4966cc | 2006 | Base; Electric Water Pump; HVAC System (Auxiliary Heater) | US11009 |
| 5.0L V8 4966cc | 2006 | Base; FI | US9379 |
| 5.0L V8 4973cc | 2007 | Base | US9379 |
| 5.0L V8 4973cc | 2007 | Base; Electric Water Pump; HVAC System (Auxiliary Heater) | US11009 |
| R63 AMG | | | |
| 6.3L V8 6208cc | 2007 | Base; Electric Water Pump; HVAC System (Auxiliary Heater) | US11009 |
| 6.3L V8 6208cc | 2007 | Naturally Aspirated | US11015 |
| S320 | | | |
| 3.2L L6 3199cc | 1994-1996 | | US9343 |
| 3.2L L6 3199cc | 1997-1999 | LWB, SWB | US9351 |
| S350 | | | |
| 3.0L V6 2987cc | 2012-2013 | Bluetec 4Matic | US6155 |
| 3.4L L6 3449cc | 1994-1995 | Base | US9228 |
| 3.7L V6 3724cc | 2006 | Base | US9379 |
| S420 | | | |
| 4.2L V8 4196cc | 1994-1995 | Base; From Engine 026751 | US9346 |
| 4.2L V8 4196cc | 1994-1995 | Base; To Engine 026750 | US9315 |
| 4.2L V8 4196cc | 1996-1999 | Base | US9346 |
| S430 | | | |
| 4.3L V8 4266cc | 2000-2002 | Base | US9379 |
| 4.3L V8 4266cc | 2003-2006 | 4Matic, Base | US9379 |
| S430 (MEX) | | | |
| 4.3L V8 4266cc 260 CID | 1998-1999 | | US9379 |
| S500 | | | |
| 5.0L V8 4966cc | 2000-2006 | Base | US9379 |
| 5.0L V8 4973cc | 1994-1995 | Base; From Engine 056886 | US9346 |
| 5.0L V8 4973cc | 1994-1995 | Base; To Engine 056885 | US9315 |
| 5.0L V8 4973cc | 1996-1999 | Base | US9346 |
| S500L (MEX) | | | |
| 5.5L V8 5461cc 333 CID | 2007-2011 | | US9380 |
| S55 AMG | | | |
| 5.5L V8 5439cc 335 CID | 2001-2002 | Base | US9380 |
| S550 | | | |
| 4.6L V8 4663cc | 2012-2013 | 4Matic; Base; Turbocharged | US11015 |
| 5.5L V8 5461cc | 2007-2011 | 4Matic, Base | US6235 |
| S600 | | | |
| 5.5L V12 5513cc 336 CID 2003-2013 | | Base; Turbocharged | US6273 |
| 5.5L V12 5513cc 336 CID 2003-2013 | | Base; Turbocharged; Auxiliary water pump | US11015 |
| 5.8L V12 5786cc | 2001-2002 | Base | US6273 |
| 6.0L V12 5980cc 365 CID 2015 | | Base; Turbocharged | US6273 |
| 6.0L V12 5987cc | 1994-1999 | Base | US9277 |
| S600L (MEX) | | | |
| 5.5L V12 5513cc 336 CID 2008-2009 | | | US9380 |

| Engine | Years | Application Description | USMW |
|-----------------------------------|-----------|--|---------|
| MERCEDES-BENZ (CONT.) | | | |
| S63 AMG | | | |
| 5.5L V8 5461cc | 2011-2013 | Base; Turbocharged | US11015 |
| S65 AMG | | | |
| 6.0L V12 5980cc 365 CID 2006 | | Base; Turbocharged; Engine Cooling | US11015 |
| 6.0L V12 5980cc 365 CID 2006 | | Base; Turbocharged; Primary | US6273 |
| 6.0L V12 5980cc 365 CID 2007-2013 | | Base; Turbocharged | US6273 |
| SL320 | | | |
| 3.2L L6 3199cc | 1994-1996 | Base; From Engine 009986 | US9345 |
| 3.2L L6 3199cc | 1994-1996 | Base; To Engine 009985 | US9313 |
| 3.2L L6 3199cc | 1997 | Base | US9344 |
| SL500 | | | |
| 5.0L V8 4966cc | 2006 | 113.963 Desig.; Base; FI | US9379 |
| 5.0L V8 4973cc | 1994-1996 | Base; From Engine 013778 | US9346 |
| 5.0L V8 4973cc | 1994-1996 | Base; To Engine 013777 | US9315 |
| 5.0L V8 4973cc | 1997-1999 | Base | US9346 |
| 5.0L V8 4973cc | 2000-2005 | Base | US9379 |
| SL500 (MEX) | | | |
| 5.5L V8 5461cc 333 CID | 2008-2011 | | US9380 |
| SL550 | | | |
| 4.6L V8 4663cc | 2013-2014 | Base; Turbocharged | US11015 |
| 5.5L V8 5461cc | 2007-2012 | Base | US6235 |
| SL600 | | | |
| 5.5L V12 5513cc 336 CID 2004-2009 | | Base; Turbocharged; Engine Cooling | US11015 |
| 5.5L V12 5513cc 336 CID 2004-2009 | | Base; Turbocharged; Primary | US6273 |
| 6.0L V12 5987cc | 1994-2002 | Base | US9277 |
| SL65 AMG | | | |
| 6.0L V12 5980cc 365 CID 2005-2011 | | Base; Turbocharged; Engine Cooling | US11015 |
| 6.0L V12 5980cc 365 CID 2005-2011 | | Base; Turbocharged; Primary | US6273 |
| 6.0L V12 5980cc 365 CID 2009 | | Base; Turbocharged; Engine Cooling, Black Series; Turbocharged; Engine Cooling | US11015 |
| 6.0L V12 5980cc 365 CID 2009 | | Base; Turbocharged; Primary, Black Series; Turbocharged; Primary | US6273 |
| 6.0L V12 5980cc 365 CID 2013-2015 | | Base; Turbocharged | US6273 |
| SLK230 | | | |
| 2.3L L4 2295cc | 1998-2004 | Kompressor | US6229 |
| SLK230 (MEX) | | | |
| 2.3L L4 2295cc 140 CID | 1997 | | US9314 |
| SLK280 | | | |
| 3.0L V6 2996cc | 2006 | Base; From 03/02/2005 | US6142 |
| 3.0L V6 2996cc | 2006 | Base; To 03/02/2005 | US6075 |
| 3.0L V6 2996cc | 2007-2008 | Base | US6142 |
| SLK300 | | | |
| 3.0L V6 2996cc | 2009-2011 | Base | US6142 |
| SLK32 AMG | | | |
| 3.2L V6 3199cc | 2002-2004 | Base; Supercharged | US11015 |
| SLK320 | | | |
| 3.2L V6 3199cc | 2001-2003 | Base; From Chassis/VIN 30 033141 | US9379 |
| 3.2L V6 3199cc | 2001-2003 | Base; To Chassis/VIN 30 033140 | US9380 |
| 3.2L V6 3199cc | 2004 | Base; | US9379 |
| SLK350 | | | |
| 3.5L V6 3498cc | 2005-2006 | Base; From 03/02/2005 | US6142 |
| 3.5L V6 3498cc | 2005-2006 | Base; To 03/02/2005 | US6075 |
| 3.5L V6 3498cc | 2007-2011 | Base | US6142 |
| SLR MCLAREN | | | |
| 5.5L V8 5439cc 335 CID | 2005-2009 | Base; Supercharged; Charge Air Cooling | US11015 |
| SPRINTER (MEX) | | | |
| 2.7L L5 2685cc 165 CID | 2004-2006 | | US6007 |
| SPRINTER 2500 | | | |
| 2.1L L4 2143cc 131 CID | 2014 | Base; Electric Water Pump; HVAC System | US11009 |
| 3.0L V6 2987cc | 2010-2012 | Base | US6155 |
| SPRINTER 3500 | | | |
| 2.1L L4 2143cc 131 CID | 2014 | Base; Electric Water Pump; HVAC System | US11009 |
| 3.0L V6 2987cc | 2010-2012 | Base | US6155 |

| Engine | Years | Application Description | USMW |
|------------------------|-----------|---|---------|
| MERCURY | | | |
| BOBCAT | | | |
| 2.3L L4 140 CID | 1975-1979 | Main | US4005 |
| 2.3L L4 140 CID | 1980 | Base, Runabout, Villager | US4005 |
| 2.8L V6 171 CID | 1975-1979 | Main | US1047 |
| CALIENTE | | | |
| 3.3L L6 3277cc 200 CID | 1964-1967 | Main | US1044 |
| CAPRI | | | |
| 1.6L L4 1598cc 98 CID | 1991-1994 | Base, XR2 | US4068 |
| 2.0L L4 1993cc 122 CID | 1971-1974 | | US964 |
| 2.3L L4 140 CID | 1975-1979 | Main | US4005 |
| 2.3L L4 140 CID | 1980-1982 | | US4005 |
| 2.3L L4 140 CID | 1983-1984 | | US4054 |
| 2.3L L4 140 CID | 1985-1986 | GS | US4054 |
| 2.8L V6 171 CID | 1979 | Main | US1047 |
| 3.3L L6 200 CID | 1979 | Main | US4002 |
| 3.3L L6 200 CID | 1980 | Base, Ghia | US4002 |
| 3.3L L6 200 CID | 1981 | Base, GS | US4002 |
| 3.3L L6 200 CID | 1982 | Base, Black Magic, L, GS | US4002 |
| 3.8L V6 232 CID | 1983 | Base, Black Magic, Crimson Cat, L, GS | US4016 |
| 3.8L V6 232 CID | 1984-1986 | GS | US4016 |
| 4.2L V8 255 CID | 1980 | Base, Ghia | US4024 |
| 4.2L V8 255 CID | 1980 | High performance - Base, Ghia | US4024H |
| 4.2L V8 255 CID | 1981 | Base, GS | US4024 |
| 4.2L V8 255 CID | 1981 | High performance - Base, GS | US4024H |
| 4.2L V8 255 CID | 1982 | Base, Black Magic, L, RS, GS | US4024 |
| 4.2L V8 255 CID | 1982 | High performance - Base, Black Magic, L, RS, GS | US4024H |
| 5.0L V8 302 CID | 1979 | High performance - Main | US4024H |
| 5.0L V8 302 CID | 1979 | Main | US4024 |
| 5.0L V8 302 CID | 1982-1983 | High performance - RS | US4024H |
| 5.0L V8 302 CID | 1982-1985 | RS | US4024 |
| 5.0L V8 302 CID | 1984 | High performance - RS; VIN M; Exc.CFI | US4024H |
| 5.0L V8 302 CID | 1985 | FI; RS; VIN F | US4035 |
| 5.0L V8 302 CID | 1985 | High performance - RS; VIN M | US4024H |
| 5.0L V8 302 CID | 1986 | 5 | US4038 |
| 5.0L V8 302 CID | 1986 | High performance - 5 | US4038H |
| COLONY PARK | | | |
| 5.0L V8 302 CID | 1987 | GS, LS | US4014 |
| 5.0L V8 302 CID | 1987 | High performance - GS, LS | US4014H |
| 5.0L V8 302 CID | 1988 | GS, LS; From 06/1988 | US4052 |
| 5.0L V8 302 CID | 1988 | GS, LS; To 06/1988 | US4014 |
| 5.0L V8 302 CID | 1988 | High performance - GS, LS; From 06/88 | US4052H |
| 5.0L V8 302 CID | 1988 | High performance - GS, LS; To 06/88 | US4014H |
| 5.0L V8 302 CID | 1989-1991 | GS, LS | US4052 |
| 5.0L V8 302 CID | 1989-1991 | High performance - GS, LS | US4052H |
| 5.8L V8 5769cc 352 CID | 1961-1962 | Main | US723 |
| 6.4L V8 6391cc 390 CID | 1961-1964 | Main | US723 |
| 6.6L V8 6654cc 406 CID | 1962-1963 | Main | US723 |
| 7.0L V8 6997cc 427 CID | 1963-1964 | Main | US723 |
| COMET | | | |
| 2.4L L6 144 CID | 1961-1963 | Main | US1044 |
| 2.4L L6 2360cc 144 CID | 1960-1963 | Main | US1044 |
| 2.8L L6 170 CID | 1964-1972 | Main | US1044 |
| 2.8L L6 2786cc 170 CID | 1961-1972 | Main | US1044 |
| 3.3L L6 200 CID | 1965-1974 | Main | US1044 |
| 3.3L L6 200 CID | 1975 | Main; Exc. Air Cond. | US1044 |
| 3.3L L6 200 CID | 1975 | Main; With Air Cond. | US4002 |
| 3.3L L6 200 CID | 1976-1977 | Main | US4002 |
| 3.3L L6 3277cc 200 CID | 1963-1974 | Main | US1044 |
| 3.3L L6 3278cc 200 CID | 1968-1974 | Main | US1044 |
| 4.1L L6 250 CID | 1975-1977 | Main | US960 |
| 5.0L V8 302 CID | 1975-1977 | High performance - Main | US953H |
| 5.0L V8 302 CID | 1975-1977 | Main; Windsor | US953 |
| COMMUTER | | | |
| 5.8L V8 5769cc 352 CID | 1961-1962 | Main | US723 |
| 6.4L V8 6391cc 390 CID | 1961-1964 | Main | US723 |
| 6.6L V8 6654cc 406 CID | 1962-1963 | Main | US723 |

| Engine | Years | Application Description | USMW |
|-------------------------|-----------|--|---------|
| MERCURY (CONT.) | | | |
| COMMUTER (CONT.) | | | |
| 7.0L V8 6997cc 427 CID | 1963-1964 | Main | US723 |
| COUGAR | | | |
| 2.0L L4 1989cc 121 CID | 1999-2002 | Base | US4115 |
| 2.3L L4 140 CID | 1984-1986 | XR-7 | US4054 |
| 2.5L V6 2450cc 155 CID | 1999-2000 | V6 | US4091 |
| 2.5L V6 2450cc 155 CID | 2001 | Base, S, V6 | US4091 |
| 2.5L V6 2450cc 155 CID | 2002 | Base, V6 | US4091 |
| 3.3L L6 200 CID | 1980 | XR-7 | US4002 |
| 3.3L L6 200 CID | 1981 | Base, XR-7 | US4002 |
| 3.3L L6 200 CID | 1982 | Base, GS, LS, XR-7 | US4002 |
| 3.8L V6 232 CID | 1982 | Base, LS, GS, XR-7 | US4016 |
| 3.8L V6 232 CID | 1983-1986 | Base, LS | US4016 |
| 3.8L V6 232 CID | 1987 | LS | US4016 |
| 3.8L V6 232 CID | 1988-1992 | LS | US4050 |
| 3.8L V6 232 CID | 1989 | LS, XR-7 | US4050 |
| 3.8L V6 232 CID | 1990 | XR-7 | US4055 |
| 3.8L V6 232 CID | 1993 | XR-7 | US4050 |
| 3.8L V6 232 CID | 1994-1995 | XR-7 | US4090 |
| 3.8L V6 232 CID | 1996-1997 | XR-7 | US4103 |
| 4.2L V8 255 CID | 1980-1982 | High performance - XR-7 | US4014H |
| 4.2L V8 255 CID | 1980-1982 | XR-7 | US4014 |
| 4.2L V8 255 CID | 1981 | Base, XR-7 | US4014 |
| 4.2L V8 255 CID | 1981 | High performance - Base, XR-7 | US4014H |
| 4.6L V8 281 CID | 1994-1997 | XR-7 | US4113 |
| 5.0L V8 302 CID | 1977-1979 | High performance - Main | US953H |
| 5.0L V8 302 CID | 1977-1979 | Main; Windsor | US953 |
| 5.0L V8 302 CID | 1980-1981 | High performance - XR-7 | US4014H |
| 5.0L V8 302 CID | 1980-1981 | XR-7 | US4014 |
| 5.0L V8 302 CID | 1983-1985 | Base, LS | US4014 |
| 5.0L V8 302 CID | 1983-1985 | High performance - Base, LS | US4014H |
| 5.0L V8 302 CID | 1986 | Base, LS | US4038 |
| 5.0L V8 302 CID | 1986 | High performance - Base, LS | US4038H |
| 5.0L V8 302 CID | 1987-1988 | High performance - LS, XR-7 | US4038H |
| 5.0L V8 302 CID | 1987-1988 | LS, XR-7 | US4038 |
| 5.0L V8 302 CID | 1991-1992 | LS, XR-7 | US4057 |
| 5.0L V8 302 CID | 1993 | XR-7 | US4057 |
| 5.8L V8 351 CID | 1975-1979 | High performance - Main | US953H |
| 5.8L V8 351 CID | 1975-1979 | Main; Modified | US932 |
| 5.8L V8 351 CID | 1975-1979 | Main; Windsor | US953 |
| 6.6L V8 400 CID | 1975-1978 | Main; Modified | US932 |
| 7.5L V8 460 CID | 1975-1976 | Main | US1114 |
| COUNTRY CRUISER | | | |
| 3.3L L6 3277cc 200 CID | 1963 | Main | US1044 |
| 6.4L V8 6391cc 390 CID | 1963 | Main | US723 |
| CUSTOM | | | |
| 4.2L V8 4196cc 256 CID | 1954 | | US488 |
| 5.1L V8 5114cc 312 CID | 1956 | | US488 |
| CYCLONE | | | |
| 3.3L L6 3277cc 200 CID | 1964 | Main | US1044 |
| GRAND MARQUIS | | | |
| 4.2L V8 255 CID | 1981-1982 | Base | US4014 |
| 4.2L V8 255 CID | 1981-1982 | High performance - Base | US4014H |
| 4.6L V8 281 CID | 1992-1997 | GS, LS | US4066 |
| 4.6L V8 281 CID | 1998-2000 | GS, LS | US4113 |
| 4.6L V8 281 CID | 2001-2002 | GS, LS; Long Housing | US4113 |
| 4.6L V8 281 CID | 2001-2002 | GS, LS; Short Housing | US4128 |
| 4.6L V8 281 CID | 2003 | GS, LS, LSE | US4128 |
| 4.6L V8 281 CID | 2004-2008 | GS, LS | US4128 |
| 4.6L V8 281 CID | 2005 | GS, LS, GSL, Limited Edition, Ultimate Edition | US4128 |
| 4.6L V8 281 CID | 2009-2011 | LS | US4128 |
| 5.0L V8 302 CID | 1979 | High performance - Main | US4014H |
| 5.0L V8 302 CID | 1979 | Main | US4014 |
| 5.0L V8 302 CID | 1980-1982 | Base, Colony Park | US4014 |
| 5.0L V8 302 CID | 1980-1982 | High performance - Base, Colony Park | US4014H |
| 5.0L V8 302 CID | 1983-1986 | High performance - Base, Colony Park, LS | US4014H |
| 5.0L V8 302 CID | 1983 | Base, LS | US4014 |

| Engine | Years | Application Description | USMW |
|----------------------------|-----------|---|---------|
| 5.0L V8 302 CID | 1984-1986 | Base, Colony Park, LS | US4014 |
| 5.0L V8 302 CID | 1987 | GS, LS | US4014 |
| 5.0L V8 302 CID | 1987 | High performance - GS, LS | US4014H |
| 5.0L V8 302 CID | 1988 | GS, LS; From 06/1988 | US4052 |
| 5.0L V8 302 CID | 1988 | GS, LS; To 06/1988 | US4014 |
| 5.0L V8 302 CID | 1988 | High performance - GS, LS; From 06/88 | US4052H |
| 5.0L V8 302 CID | 1988 | High performance - GS, LS; To 06/88 | US4014H |
| 5.0L V8 302 CID | 1989-1991 | GS, LS | US4052 |
| 5.0L V8 302 CID | 1989-1991 | High performance - GS, LS | US4052H |
| 5.8L V8 351 CID | 1979 | High performance - Main | US4014H |
| 5.8L V8 351 CID | 1979 | Main | US4014 |
| 5.8L V8 351 CID | 1980-1981 | Base, Colony Park | US4014 |
| 5.8L V8 351 CID | 1980-1981 | High performance - Base, Colony Park | US4014H |
| 5.8L V8 351 CID | 1986 | Base, LS | US4014 |
| 5.8L V8 351 CID | 1986 | High performance - Base, LS | US4014H |
| GRAND MARQUIS (MEX) | | | |
| 5.8L V8 5800cc 351 CID | 1977-1978 | | US932 |
| 5.8L V8 5800cc 351 CID | 1979-1981 | | US4052 |
| LN7 | | | |
| 1.6L L4 1598cc 98 CID | 1982-1983 | | US4040 |
| LYNX | | | |
| 1.6L L4 1598cc 98 CID | 1981-1985 | | US4040 |
| 1.9L L4 116 CID | 1985-1987 | | US4040 |
| 2.0L L4 1989cc 122 CID | 1984 | Base, GL, GS, RS | US9067 |
| 2.0L L4 1989cc 122 CID | 1985 | Base, GL, GS, L, XR3 | US9067 |
| 2.0L L4 1989cc 122 CID | 1986-1987 | GS, L | US9067 |
| MARAUDER | | | |
| 4.6L V8 281 CID | 2003-2004 | Base | US4128 |
| 6.4L V8 6391cc 390 CID | 1963-1964 | Main | US723 |
| 6.6L V8 6654cc 406 CID | 1963 | Main | US723 |
| 7.0L V8 6997cc 427 CID | 1963-1964 | Main | US723 |
| MARINER | | | |
| 2.3L L4 140 CID | 2005 | Base | US4126 |
| 2.3L L4 140 CID | 2006-2007 | Convenience, Hybrid | US4126 |
| 2.3L L4 140 CID | 2006-2008 | Hybrid; Electric Water Pump | US11002 |
| 2.3L L4 140 CID | 2008 | Base, Hybrid | US4126 |
| 2.5L L4 2488cc 152 CID | 2009-2010 | Base, Hybrid, Premier | US4126 |
| 2.5L L4 2488cc 152 CID | 2009-2011 | Hybrid; Electric Water Pump; From Reservoir | US11001 |
| 2.5L L4 2488cc 152 CID | 2009-2011 | Hybrid; Electric Water Pump; Heater | US11007 |
| 2.5L L4 2488cc 152 CID | 2011 | Base, Hybrid | US4126 |
| 3.0L V6 2968cc 181 CID | 2005 | Premier; Assembly | US4132 |
| 3.0L V6 2968cc 181 CID | 2006 | Luxury, Premier; From 01/30/2006 | US9489 |
| 3.0L V6 2968cc 181 CID | 2006 | Luxury, Premier; To 01/30/2006 | US4132 |
| 3.0L V6 2968cc 181 CID | 2007 | Luxury, Premier | US9489 |
| 3.0L V6 2968cc 181 CID | 2008 | Base, Premier | US9489 |
| 3.0L V6 2968cc 181 CID | 2009-2011 | Base, Premier | US6250 |
| MARQUIS | | | |
| 2.3L L4 140 CID | 1983-1986 | Base, Brougham | US4054 |
| 3.3L L6 200 CID | 1983 | Base, Brougham | US4002 |
| 3.8L V6 232 CID | 1983-1986 | Base, Brougham | US4016 |
| 4.2L V8 255 CID | 1981-1982 | Base, Brougham | US4014 |
| 4.2L V8 255 CID | 1981-1982 | High performance - Base, Brougham | US4014H |
| 5.0L V8 302 CID | 1979 | High performance - Main | US953H |
| 5.0L V8 302 CID | 1979 | Main; Windsor | US953 |
| 5.0L V8 302 CID | 1980-1982 | Base, Brougham | US4014 |
| 5.0L V8 302 CID | 1980-1982 | High performance - Base, Brougham | US4014H |
| 5.8L V8 351 CID | 1978-1979 | High performance - Main | US953H |
| 5.8L V8 351 CID | 1978-1979 | Main; Modified | US932 |
| 5.8L V8 351 CID | 1978-1979 | Main; Windsor | US953 |
| 5.8L V8 351 CID | 1980-1981 | Base, Brougham | US4014 |
| 5.8L V8 351 CID | 1980-1981 | High performance - Base, Brougham | US4014H |
| 6.6L V8 400 CID | 1975-1978 | Main; Modified | US932 |
| 7.5L V8 460 CID | 1975-1978 | Main | US1114 |
| MEDALIST | | | |
| 5.1L V8 5114cc 312 CID | 1956-1958 | | US488 |
| METEOR | | | |
| 2.8L L6 170 CID | 1962-1963 | Main | US1044 |
| 2.8L L6 2786cc 170 CID | 1961-1963 | Main | US1044 |

| Engine | Years | Application Description | USMW |
|------------------------|-----------|--------------------------------------|--------|
| 3.3L L6 3277cc 200 CID | 1963 | Main | US1044 |
| 4.8L V8 4786cc 292 CID | 1961 | | US488 |
| 5.8L V8 5769cc 352 CID | 1961-1962 | Main | US723 |
| 6.4L V8 6391cc 390 CID | 1961-1963 | Main | US723 |
| MILAN | | | |
| 2.3L L4 140 CID | 2006-2009 | Base, Premier | US4126 |
| 2.5L L4 2488cc 152 CID | 2010-2011 | Base, Hybrid, Premier | US4126 |
| 3.0L V6 2968cc 181 CID | 2006-2009 | Base, Premier; Assembly | US9489 |
| 3.0L V6 2968cc 181 CID | 2010-2011 | Premier, Premier; Assembly | US6250 |
| MONARCH | | | |
| 3.3L L6 200 CID | 1975 | Main; Air Cond | US4002 |
| 3.3L L6 200 CID | 1975 | Main; W/O A/C | US1044 |
| 3.3L L6 200 CID | 1976-1977 | Main | US4002 |
| 4.1L L6 250 CID | 1975-1979 | Main | US960 |
| 4.1L L6 250 CID | 1980 | Base | US960 |
| 4.2L V8 255 CID | 1980 | Base; Windsor | US953 |
| 4.2L V8 255 CID | 1980 | High performance - Base | US953H |
| 5.0L V8 302 CID | 1975-1979 | High performance - Main | US953H |
| 5.0L V8 302 CID | 1975-1979 | Main; Windsor | US953 |
| 5.0L V8 302 CID | 1980 | Base; Windsor | US953 |
| 5.0L V8 302 CID | 1980 | High performance - Base | US953H |
| 5.8L V8 351 CID | 1975-1977 | High performance - Main | US953H |
| 5.8L V8 351 CID | 1975-1977 | Main; Windsor | US953 |
| MONTCLAIR | | | |
| 5.1L V8 5114cc 312 CID | 1956-1960 | | US488 |
| 6.4L V8 6391cc 390 CID | 1964 | Main | US723 |
| 7.0L V8 6997cc 427 CID | 1964 | Main | US723 |
| MONTEGO | | | |
| 3.0L V6 2968cc 181 CID | 2005 | Base, Premier; Assembly | US6186 |
| 3.0L V6 2968cc 181 CID | 2006-2007 | Luxury, Premier; Assembly | US6186 |
| 3.3L L6 200 CID | 1968 | Main | US1044 |
| 3.3L L6 3277cc 200 CID | 1968 | Main | US1044 |
| 3.3L L6 3278cc 200 CID | 1968 | Main | US1044 |
| 5.8L V8 351 CID | 1975-1976 | High performance - Main | US953H |
| 5.8L V8 351 CID | 1975-1976 | Main; Modified | US932 |
| 5.8L V8 351 CID | 1975-1976 | Main; Windsor | US953 |
| 6.6L V8 400 CID | 1975-1976 | Main; Modified | US932 |
| 7.5L V8 460 CID | 1975-1976 | Main | US1114 |
| MONTEREY | | | |
| 4.2L V6 256 CID | 2004-2005 | Base, Premier | US4102 |
| 4.2L V6 256 CID | 2006-2007 | Luxury | US4102 |
| 4.2L V8 4196cc 256 CID | 1954 | | US488 |
| 4.8L V8 4786cc 292 CID | 1961-1962 | | US488 |
| 5.1L V8 5114cc 312 CID | 1956-1960 | | US488 |
| 5.8L V8 5769cc 352 CID | 1961-1962 | | US723 |
| 6.4L V8 390 CID | 1962-1963 | | US723 |
| 6.4L V8 6391cc 390 CID | 1961-1964 | | US723 |
| 6.6L V8 6654cc 406 CID | 1962-1963 | | US723 |
| 7.0L V8 6997cc 427 CID | 1963-1964 | | US723 |
| MOUNTAINEER | | | |
| 4.0L V6 245 CID | 1998-2003 | Base | US4108 |
| 4.0L V6 245 CID | 2004-2010 | Base, Premier | US4108 |
| 4.0L V6 245 CID | 2006 | Convenience, Luxury | US4108 |
| 4.6L V8 281 CID | 2002-2003 | Base | US4127 |
| 4.6L V8 281 CID | 2004-2005 | Base, Premier | US4127 |
| 4.6L V8 281 CID | 2006 | Luxury, Premier | US4127 |
| 4.6L V8 281 CID | 2007-2010 | Premier | US4127 |
| 5.0L V8 302 CID | 1997-2001 | Base | US4101 |
| MYSTIQUE | | | |
| 2.0L L4 1989cc 121 CID | 1995 | Base, GS Spree, GS, LS | US4088 |
| 2.0L L4 1989cc 121 CID | 1996-1997 | GS, LS | US4088 |
| 2.0L L4 1989cc 121 CID | 1998-2000 | GS | US4115 |
| 2.5L V6 2450cc 155 CID | 1995 | Base, GS Spree, LS Young America, GS | US4091 |
| 2.5L V6 2450cc 155 CID | 1996-1997 | GS, LS | US4091 |
| 2.5L V6 2450cc 155 CID | 1998-2000 | LS | US4091 |
| PARK LANE | | | |
| 6.4L V8 6391cc 390 CID | 1964 | Main | US723 |
| 7.0L V8 6997cc 427 CID | 1964 | Main | US723 |

| Engine | Years | Application Description | USMW |
|------------------------|-----------|-----------------------------|--------|
| SABLE | | | |
| 2.5L L4 153 CID | 1986 | GS | US4056 |
| 3.0L V6 2968cc 181 CID | 1996 | LS | US4098 |
| 3.0L V6 2968cc 181 CID | 1997-1999 | GS, LS | US4098 |
| 3.0L V6 2968cc 181 CID | 1998 | GS, LS, LS Premium | US4098 |
| 3.0L V6 2968cc 181 CID | 2000 | LS, LS Premium | US4098 |
| 3.0L V6 2968cc 181 CID | 2001 | LS, LS Premium | US4091 |
| 3.0L V6 2968cc 181 CID | 2002 | LS Premium | US4091 |
| 3.0L V6 2968cc 181 CID | 2003 | LS | US4094 |
| 3.0L V6 2968cc 181 CID | 2003 | LS Premium; From 04/01/2003 | US4132 |
| 3.0L V6 2968cc 181 CID | 2003 | LS Premium; To 04/01/2003 | US4091 |
| 3.0L V6 2968cc 181 CID | 2004 | LS Premium | US4132 |
| 3.0L V6 2968cc 181 CID | 2005 | LS, Platinum Edition | US4132 |
| 3.0L V6 2986cc 182 CID | 1986-1994 | GS, LS | US4034 |
| 3.0L V6 2986cc 182 CID | 1995 | GS, LS, LTS | US4094 |
| 3.0L V6 2986cc 182 CID | 1996 | G, GS | US4094 |
| 3.0L V6 2986cc 182 CID | 1997-2005 | GS | US4094 |
| 3.0L V6 2986cc 182 CID | 1998 | GS, LS, LS Premium | US4094 |
| 3.0L V6 2986cc 182 CID | 1999-2002 | GS, LS | US4094 |
| 3.5L V6 3496cc 213 CID | 2008-2009 | Base, Premier | US6023 |
| 3.8L V6 232 CID | 1988-1993 | GS, LS | US4051 |
| 3.8L V6 232 CID | 1994-1995 | GS, LS | US4089 |
| TOPAZ | | | |
| 2.0L L4 1989cc 122 CID | 1984-1986 | Base, GS, LS | US9067 |
| 2.3L L4 140 CID | 1984 | Base, GS, LS | US4022 |
| 2.3L L4 140 CID | 1985-1991 | | US4022 |
| 2.3L L4 140 CID | 1992 | GS, LS, LTS, Sport | US4041 |
| 2.3L L4 140 CID | 1993-1994 | GS | US4041 |
| 3.0L V6 2986cc 182 CID | 1992 | GS, LS, LTS, Sport, XR5 | US4070 |
| 3.0L V6 2986cc 182 CID | 1993-1994 | GS | US4070 |
| TOPAZ (MEX) | | | |
| 2.3L L4 2300cc 140 CID | 1984-1989 | With 4 hole hub | US4022 |
| TRACER | | | |
| 1.6L L4 1598cc 98 CID | 1988-1989 | Base | US4049 |
| 1.8L L4 112 CID | 1991-1996 | LTS | US4068 |
| 1.9L L4 116 CID | 1991 | Base, Trio; From 04/91 | US4069 |
| 1.9L L4 116 CID | 1991 | Base, Trio; To 04/91 | US4065 |
| 1.9L L4 116 CID | 1992-1996 | Base, Trio | US4069 |
| 2.0L L4 1989cc 121 CID | 1997-1999 | GS, LS, Trio | US4107 |
| VILLAGER | | | |
| 2.4L L6 2360cc 144 CID | 1962-1963 | Main | US1044 |
| 2.8L L6 2786cc 170 CID | 1962-1967 | Main | US1044 |
| 3.0L V6 182 CID | 1993 | GS, LS | US9074 |
| 3.0L V6 182 CID | 1994-1998 | GS, LS, Nautica | US9074 |
| 3.3L L6 3277cc 200 CID | 1963-1967 | Main | US1044 |
| 3.3L V6 3275cc | 1999-2002 | Base, Estate, Sport | US9402 |
| VOYAGER | | | |
| 2.8L L6 2786cc 170 CID | 1966-1967 | Main | US1044 |
| 3.3L L6 3277cc 200 CID | 1966-1967 | Main | US1044 |
| ZEPHYR | | | |
| 2.3L L4 140 CID | 1978-1979 | Main | US4005 |
| 2.3L L4 140 CID | 1980-1981 | Base, Z7 | US4005 |
| 2.3L L4 140 CID | 1982 | Base, Z7, GS | US4005 |
| 2.3L L4 140 CID | 1983 | Base, GS, Z7, Z7 GS | US4054 |
| 3.3L L6 200 CID | 1978-1979 | Main | US4002 |
| 3.3L L6 200 CID | 1980-1981 | Base, Z7 | US4002 |
| 3.3L L6 200 CID | 1982 | Base, Z7, GS | US4002 |
| 3.3L L6 200 CID | 1983 | Base, Z7, GS, Z7 GS | US4002 |
| 4.2L V8 255 CID | 1980-1981 | Base; Z7; Windsor | US953 |
| 4.2L V8 255 CID | 1980-1981 | High performance - Base, Z7 | US953H |
| 4.2L V8 255 CID | 1982 | Base; GS; Windsor | US953 |
| 4.2L V8 255 CID | 1982 | High performance - Base, GS | US953H |
| 5.0L V8 302 CID | 1978-1979 | High performance - Main | US953H |
| 5.0L V8 302 CID | 1978-1979 | Main; Windsor | US953 |
| MERKUR | | | |
| SCORPIO | | | |
| 2.9L V6 177 CID | 1988-1989 | Base | US4045 |

| Engine | Years | Application Description | USMW |
|--------------------------|-----------|--|----------|
| MERKUR (CONT.) | | | |
| XR4TI | | | |
| 2.3L L4 140 CID | 1985-1989 | Base | US4054 |
| MG | | | |
| MGB | | | |
| 1.8L L4 1798cc | 1972-1980 | | US9082 |
| MINI | | | |
| COOPER | | | |
| 1.6L L4 1598cc | 2007 | Base, S | US6244 |
| 1.6L L4 1598cc | 2008 | Base, S, Clubman, S Clubman | US6244 |
| 1.6L L4 1598cc | 2009-2011 | Base, S, Clubman, S Clubman, John Cooper Works, John Cooper Works Clubman | US6244 |
| 1.6L L4 1598cc | 2012 | Base, S, Clubman, S Clubman, Coupe, Coupe John Cooper Works, Coupe S, Roadster, Roadster John Cooper Works, Roadster S, John Cooper Works, John Cooper Works Clubman | US6244 |
| 1.6L L4 1598cc | 2013 | Base, S, Clubman, S Clubman, Coupe, Coupe John Cooper Works, Coupe S, Roadster, Roadster John Cooper Works, Roadster S, John Cooper Works GP, John Cooper Works, John Cooper Works Clubman | US6244 |
| 1.6L L4 1600cc | 2002-2008 | Base, S | US6001 |
| COOPER (MEX) | | | |
| 1.6L L4 1598cc 98 CID | 2011 | All Black, Chili, Pepper, Salt | US6244 |
| 1.6L L4 1598cc 98 CID | 2012 | All Black, Chili, Classic, Pepper, Salt, Yours | US6244 |
| 1.6L L4 1598cc 98 CID | 2013 | All Black, Baker Street, Bayswater, Chiii, Classic, Green Park, Hyde Park, Oxford Street, Pepper, Salt | US6244 |
| COOPER COUNTRYMAN | | | |
| 1.6L L4 1598cc | 2011-2012 | Base, S, S ALL4 | US6244 |
| 1.6L L4 1598cc | 2013 | Base, S, S ALL4, John Cooper Works ALL4 | US6244 |
| COOPER PACEMAN | | | |
| 1.6L L4 1598cc | 2013 | Base, John Cooper Works ALL4, S, S ALL4 | US6244 |
| MITSUBISHI | | | |
| 3000GT | | | |
| 3.0L V6 2972cc 181 CID | 1991-1994 | Base, SL, VR-4 | US7129 |
| 3.0L V6 2972cc 181 CID | 1995-1996 | Base, SL, VR-4, Spyder SL, Spyder VR-4 | US7129 |
| 3.0L V6 2972cc 181 CID | 1997-1999 | Base | US7121 |
| 3.0L V6 2972cc 181 CID | 1997-1999 | Base; With back plate housing | US7121-2 |
| 3.0L V6 2972cc 181 CID | 1997-1999 | SL, VR-4 | US7129 |
| CORDIA | | | |
| 1.8L L4 1795cc | 1983 | Base, L, LS | US7118 |
| 1.8L L4 1795cc | 1984-1988 | Turbo | US7118 |
| 2.0L L4 1997cc 122 CID | 1984 | Base, LS, L | US7118 |
| 2.0L L4 1997cc 122 CID | 1985-1988 | L | US7118 |
| DIAMANTE | | | |
| 3.0L V6 2972cc 181 CID | 1992-1994 | LS | US7129 |
| 3.0L V6 2972cc 181 CID | 1992-1996 | ES | US7121 |
| 3.0L V6 2972cc 181 CID | 1992-1996 | ES; With back plate housing | US7121-2 |
| 3.0L V6 2972cc 181 CID | 1995 | ES, LS | US7121 |
| 3.0L V6 2972cc 181 CID | 1995 | ES, LS; With back plate housing | US7121-2 |
| 3.5L V6 3497cc 215 CID | 1997-2001 | ES, LS | US7152 |
| 3.5L V6 3497cc 215 CID | 1999 | Base | US7152 |
| 3.5L V6 3497cc 215 CID | 2002-2004 | ES, LS, VR-X | US7152 |
| ECLIPSE | | | |
| 1.8L L4 1755cc 107 CID | 1990-1994 | Base, GS | US7108 |
| 2.0L L4 1997cc 122 CID | 1990-1994 | GS, GST, GSX | US9212 |
| 2.0L L4 1997cc 122 CID | 1995-1999 | GS, GST, GSX, RS | US7150 |
| 2.0L L4 1997cc 122 CID | 1996-1997 | Base, GS, GST, GSX, RS | US7150 |
| 2.0L L4 1997cc 122 CID | 1996-1999 | Spyder GST | US7148 |
| 2.4L L4 2351cc | 1996-1999 | Spyder GS | US7148 |
| 2.4L L4 2351cc | 2000 | GS, RS | US9399 |
| 2.4L L4 2351cc | 2001-2004 | GS, RS, Spyder GS | US9399 |

| Engine | Years | Application Description | USMW |
|------------------------|-----------|---|----------|
| 2.4L L4 2351cc | 2005 | GS, Spyder GS | US9399 |
| 2.4L L4 2378cc | 2006 | GS | US6149 |
| 2.4L L4 2378cc | 2007-2009 | GS, Spyder GS | US6149 |
| 2.4L L4 2378cc | 2008 | GS, SE, Spyder GS | US6149 |
| 2.4L L4 2378cc | 2010-2011 | GS, GS Sport, Spyder GS | US6149 |
| 3.0L V6 2972cc 181 CID | 2000 | GT | US7152 |
| 3.0L V6 2972cc 181 CID | 2001-2002 | GT, Spyder GT | US7152 |
| 3.0L V6 2972cc 181 CID | 2003 | GT, GTS, Spyder GTS, Spyder GT | US7152 |
| 3.0L V6 2972cc 181 CID | 2004-2005 | GT, GTS, Spyder GT, Spyder GTS | US7152 |
| 3.8L V6 3828cc 230 CID | 2006 | GT | US7152 |
| 3.8L V6 3828cc 230 CID | 2007-2011 | GT, Spyder GT | US7152 |
| 3.8L V6 3828cc 230 CID | 2008 | GT, Spyder GT, SE | US7152 |
| ENDEAVOR | | | |
| 3.8L V6 3797cc 230 CID | 2004 | Limited, LS, XLS | US7152 |
| 3.8L V6 3828cc 230 CID | 2005 | Limited, LS, XLS | US7152 |
| 3.8L V6 3828cc 230 CID | 2006 | Limited, LS | US7152 |
| 3.8L V6 3828cc 230 CID | 2007-2011 | LS, SE | US7152 |
| ENDEAVOR (MEX) | | | |
| 3.8L V6 3828cc 234 CID | 2010-2011 | Limited, XLS | US7152 |
| EXPO | | | |
| 2.4L L4 2351cc | 1992 | Base, SP | US9168 |
| 2.4L L4 2351cc | 1993 | Base, SP | US7148 |
| 2.4L L4 2351cc | 1994-1995 | Base | US7148 |
| EXPO LRV | | | |
| 1.8L L4 1834cc 112 CID | 1992 | Base, Sport | US7135 |
| 1.8L L4 1834cc 112 CID | 1993-1994 | Base | US7135 |
| 2.4L L4 2351cc | 1993-1994 | Base, Sport | US7148 |
| GALANT | | | |
| 2.0L L4 1997cc 122 CID | 1989-1992 | Base, GS, LS | US9168 |
| 2.0L L4 1997cc 122 CID | 1990 | GSX | US9212 |
| 2.0L L4 1997cc 122 CID | 1991-1992 | GSR, VR-4, GSX | US9212 |
| 2.0L L4 1997cc 122 CID | 1993 | ES, LS, S | US7148 |
| 2.4L L4 2351cc | 1985-1987 | Base | US7118 |
| 2.4L L4 2351cc | 1994 | ES, LS, GS, S | US7148 |
| 2.4L L4 2351cc | 1995-1996 | ES, LS, S | US7148 |
| 2.4L L4 2351cc | 1997-1998 | DE, ES, LS | US7148 |
| 2.4L L4 2351cc | 1999-2001 | DE, ES | US9399 |
| 2.4L L4 2351cc | 2002-2003 | DE, ES, LS | US9399 |
| 2.4L L4 2351cc | 2004 | DE, ES | US6149 |
| 2.4L L4 2378cc | 2005-2006 | 4G69 Desig.; ES; FI, DE, SE | US6149 |
| 2.4L L4 2378cc | 2007-2008 | DE, ES, SE | US6149 |
| 2.4L L4 2378cc | 2009 | ES; FI, Sport Edition | US6149 |
| 2.4L L4 2378cc | 2010-2011 | ES, SE | US6149 |
| 3.0L V6 2972cc 181 CID | 1988 | Sigma | US7121 |
| 3.0L V6 2972cc 181 CID | 1988 | Sigma; With back plate housing | US7121-2 |
| 3.0L V6 2972cc 181 CID | 1999-2003 | ES, GTZ, LS | US7152 |
| 3.8L V6 3828cc 230 CID | 2004 | GTS, LS | US7152 |
| 3.8L V6 3828cc 230 CID | 2005-2006 | 6G75 Desig.; GTS, LS | US7152 |
| 3.8L V6 3828cc 230 CID | 2007 | GTS, Ralliart | US7152 |
| 3.8L V6 3828cc 230 CID | 2008 | Ralliart | US7152 |
| 3.8L V6 3828cc 230 CID | 2009 | Ralliart, Sport V6 | US7152 |
| GRANDIS (MEX) | | | |
| 2.4L L4 2378cc 145 CID | 2007-2009 | | US9399 |
| L200 (MEX) | | | |
| 2.4L L4 2378cc 145 CID | 2008-2012 | | US9399 |
| LANCER | | | |
| 2.0L L4 1997cc 122 CID | 2005 | Evolution, Evolution MR, Evolution RS | US6159 |
| 2.0L L4 1998cc 122 CID | 2008 | DE, ES, Evolution GSR, Evolution MR, GTS | US6038 |
| 2.0L L4 1998cc 122 CID | 2009 | DE, ES, Ralliart | US6038 |
| 2.0L L4 1998cc 122 CID | 2010 | DE, ES, Evolution GSR, Evolution MR, Evolution MR Touring, Ralliart Sportback, Ralliart | US6038 |
| 2.0L L4 1998cc 122 CID | 2011 | DE, ES, Evolution GSR, Evolution MR, Evolution MR Touring, Ralliart Sportback, ES Sportback, Ralliart | US6038 |
| 2.0L L4 1999cc 122 CID | 2005 | ES, OZ Rally | US9360 |
| 2.0L L4 1999cc 122 CID | 2006 | ES, OZ Rally, SE | US9360 |
| 2.0L L4 1999cc 122 CID | 2007 | ES | US9360 |
| 2.0L L4 2000cc | 2002-2004 | ES, LS, OZ Rally | US9360 |

| Engine | Years | Application Description | USMW |
|---------------------------|-----------|--|----------|
| MITSUBISHI (CONT.) | | | |
| LANCER (CONT.) | | | |
| 2.0L L4 2000cc | 2003-2004 | Evolution | US6159 |
| 2.4L L4 2360cc 144 CID | 2009 | GTS | US6038 |
| 2.4L L4 2360cc 144 CID | 2010-2011 | GTS, GTS Sportback | US6038 |
| 2.4L L4 2378cc | 2005-2006 | Ralliart | US6149 |
| 2.4L L4 2400cc | 2004 | Ralliart, Sportback, Sportback Ralliart | US6149 |
| MIGHTY MAX | | | |
| 2.0L L4 1997cc 122 CID | 1983-1984 | Base, S | US7114 |
| 2.0L L4 1997cc 122 CID | 1985-1989 | Base | US7114 |
| 2.3L L4 2346cc 143 CID | 1983 | SP | US7117 |
| 2.3L L4 2346cc 143 CID | 1984-1985 | SP, SPX | US7117 |
| 2.4L L4 2351cc | 1990-1992 | 1 Ton, Base | US7114 |
| 2.4L L4 2351cc | 1993-1996 | Base | US7114 |
| 2.6L L4 2555cc 156 CID | 1983-1985 | SP, SPX | US7116 |
| 2.6L L4 2555cc 156 CID | 1986 | Base, Sport, SPX | US7116 |
| 2.6L L4 2555cc 156 CID | 1987-1989 | 1 Ton, Base, Sport, SPX | US7116 |
| 2.6L L4 2555cc 156 CID | 1988 | 1 Ton, Sport, SPX | US7116 |
| 3.0L V6 2972cc 181 CID | 1990-1994 | Base | US7121 |
| 3.0L V6 2972cc 181 CID | 1990-1994 | Base; With back plate housing | US7121-2 |
| MIRAGE | | | |
| 1.5L L4 1468cc 90 CID | 1985 | Base, L, LS | US7115 |
| 1.5L L4 1468cc 90 CID | 1986-1987 | Base, L | US7115 |
| 1.5L L4 1468cc 90 CID | 1988 | L | US7115 |
| 1.5L L4 1468cc 90 CID | 1989 | Base, LS | US7115 |
| 1.5L L4 1468cc 90 CID | 1990 | Base, RS, VL | US7115 |
| 1.5L L4 1468cc 90 CID | 1991-1992 | Base, LS, SE, VL | US7115 |
| 1.5L L4 1468cc 90 CID | 1993 | ES, LS, S | US7115 |
| 1.5L L4 1468cc 90 CID | 1994-1995 | ES, S | US7115 |
| 1.5L L4 1468cc 90 CID | 1996 | S | US7115 |
| 1.5L L4 1468cc 90 CID | 1997-2002 | DE | US9359 |
| 1.6L L4 1597cc 98 CID | 1985-1988 | Turbo | US7108 |
| 1.6L L4 1597cc 98 CID | 1989 | Turbo | US7131 |
| 1.6L L4 1597cc 98 CID | 1991-1992 | GS | US7131 |
| 1.8L L4 1834cc 112 CID | 1993-1995 | ES, LS | US7135 |
| 1.8L L4 1834cc 112 CID | 1996 | LS | US7135 |
| 1.8L L4 1834cc 112 CID | 1997-2002 | LS | US9360 |
| 1.8L L4 1834cc 112 CID | 2000 | DE, LS | US9360 |
| 1.8L L4 1834cc 112 CID | 2001 | ES, LS | US9360 |
| MONTERO | | | |
| 2.6L L4 2555cc 156 CID | 1983 | Base | US7120 |
| 2.6L L4 2555cc 156 CID | 1984 | Base, Sport | US7120 |
| 2.6L L4 2555cc 156 CID | 1985-1986 | Base | US7116 |
| 2.6L L4 2555cc 156 CID | 1987-1988 | Base, Sport | US7116 |
| 2.6L L4 2555cc 156 CID | 1989 | Base, SP | US7116 |
| 3.0L V6 2972cc 181 CID | 1989 | Base, LS, SP, Sport | US7121 |
| 3.0L V6 2972cc 181 CID | 1989 | Base, LS, SP, Sport; With back plate housing | US7121-2 |
| 3.0L V6 2972cc 181 CID | 1990 | Base, LS, RS, SP, Sport | US7121 |
| 3.0L V6 2972cc 181 CID | 1990 | Base, LS, RS, SP, Sport; With back plate housing | US7121-2 |
| 3.0L V6 2972cc 181 CID | 1991 | Base, LS, RS | US7121 |
| 3.0L V6 2972cc 181 CID | 1991 | Base, LS, RS; With back plate housing | US7121-2 |
| 3.0L V6 2972cc 181 CID | 1992-1993 | Base, LS, RS, SR | US7121 |
| 3.0L V6 2972cc 181 CID | 1992-1993 | Base, LS, RS, SR; With back plate housing | US7121-2 |
| 3.0L V6 2972cc 181 CID | 1994 | LS | US7121 |
| 3.0L V6 2972cc 181 CID | 1994 | LS; With back plate housing | US7121-2 |
| 3.0L V6 2972cc 181 CID | 1995-1996 | LS | US9460 |
| 3.5L V6 3497cc 215 CID | 1994-1995 | SR | US9310 |
| 3.5L V6 3497cc 215 CID | 1996 | SR; From 05/1996 | US9460 |
| 3.5L V6 3497cc 215 CID | 1996 | SR; To 04/1996 | US9310 |
| 3.5L V6 3497cc 215 CID | 1997 | LS, SR | US9460 |
| 3.5L V6 3497cc 215 CID | 1998-2000 | Base | US9460 |
| 3.5L V6 3497cc 215 CID | 2001-2002 | Limited, XLS | US9415 |
| 3.8L V6 3797cc 230 CID | 2003-2004 | Limited, XLS | US9415 |
| 3.8L V6 3797cc 230 CID | 2005 | Limited | US9415 |
| 3.8L V6 3828cc 230 CID | 2006 | Limited | US9415 |
| MONTERO (MEX) | | | |
| 3.8L V6 3800cc 232 CID | 2008-2009 | | US7152 |

| Engine | Years | Application Description | USMW |
|------------------------------|-----------|-------------------------------|----------|
| 3.8L V6 3828cc 234 CID | 2010 | Limited | US7152 |
| MONTERO LIMITED (MEX) | | | |
| 3.8L V6 3828cc 234 CID | 2011 | Limited | US7152 |
| MONTERO SPORT | | | |
| 2.4L L4 2351cc | 1997-1999 | ES | US9389 |
| 3.0L V6 2972cc 181 CID | 1997-1999 | LS, XLS | US9460 |
| 3.0L V6 2972cc 181 CID | 2000-2001 | ES, LS, XLS | US9460 |
| 3.0L V6 2972cc 181 CID | 2002-2003 | ES, LS | US9460 |
| 3.5L V6 3497cc 215 CID | 1999-2000 | Limited | US9460 |
| 3.5L V6 3497cc 215 CID | 2001 | Limited, XS | US9460 |
| 3.5L V6 3497cc 215 CID | 2002-2003 | Limited, XLS | US9460 |
| 3.5L V6 3497cc 215 CID | 2004 | LS, XLS | US9460 |
| MONTERO SPORT (MEX) | | | |
| 3.5L V6 3497cc 213 CID | 2005-2008 | Sport | US7152 |
| OUTLANDER | | | |
| 2.4L L4 2351cc | 2003 | LS, XLS | US6228 |
| 2.4L L4 2351cc | 2004 | LS, XLS | US6149 |
| 2.4L L4 2360cc 144 CID | 2008-2011 | ES, SE | US6038 |
| 2.4L L4 2378cc | 2005 | Limited, LS, XLS | US6149 |
| 2.4L L4 2378cc | 2006 | Limited, LS, SE | US6149 |
| 3.0L V6 2998cc 182 CID | 2007 | LS, XLS, ES | US6240 |
| 3.0L V6 2998cc 182 CID | 2008 | LS, XLS | US6240 |
| 3.0L V6 2998cc 182 CID | 2009 | XLS | US6240 |
| 3.0L V6 2998cc 182 CID | 2010-2011 | GT, XLS | US6240 |
| OUTLANDER SPORT | | | |
| 2.0L L4 1998cc 122 CID | 2011 | ES, SE | US6038 |
| PRECIS | | | |
| 1.5L L4 1468cc | 1987 | Base, LS | US7115 |
| 1.5L L4 1468cc | 1988-1989 | Base, LS, RS | US7115 |
| 1.5L L4 1468cc | 1990-1991 | Base, RS | US7115 |
| 1.5L L4 1468cc | 1992-1994 | Base | US7115 |
| RAIDER | | | |
| 3.7L V6 226 CID | 2006-2007 | DuroCross, LS | US7163 |
| 3.7L V6 226 CID | 2008-2009 | LS | US7163 |
| 4.7L V8 285 CID | 2006 | DuroCross, XLS | US7163 |
| 4.7L V8 285 CID | 2007 | LS, SE | US7163 |
| SIGMA | | | |
| 3.0L V6 2972cc 181 CID | 1989-1990 | Base | US7121 |
| 3.0L V6 2972cc 181 CID | 1989-1990 | Base; With back plate housing | US7121-2 |
| SPACE STAR (MEX) | | | |
| 1.8L L4 1755cc 107 CID | 2003-2004 | | US9360 |
| STARION | | | |
| 2.6L L4 2555cc 156 CID | 1983 | Base, LS | US7116 |
| 2.6L L4 2555cc 156 CID | 1984 | ES, LE, LS | US7116 |
| 2.6L L4 2555cc 156 CID | 1985 | | US7120 |
| 2.6L L4 2555cc 156 CID | 1986 | ESi-R | US7120 |
| 2.6L L4 2555cc 156 CID | 1986 | LE | US7116 |
| 2.6L L4 2555cc 156 CID | 1987 | ESi-R, LE; From 12/1986 | US7124 |
| 2.6L L4 2555cc 156 CID | 1987 | ESi-R; To 11/1986 | US7120 |
| 2.6L L4 2555cc 156 CID | 1987 | LE; To 11/1986 | US7116 |
| 2.6L L4 2555cc 156 CID | 1988 | ESi, ESi-R | US7124 |
| 2.6L L4 2555cc 156 CID | 1989 | ESi-R | US7124 |
| TREDIA | | | |
| 1.8L L4 1795cc | 1983 | Base, L, LS | US7118 |
| 1.8L L4 1795cc | 1984-1988 | Turbo | US7118 |
| 2.0L L4 1997cc 122 CID | 1984-1986 | Base, L, LS | US7118 |
| 2.0L L4 1997cc 122 CID | 1985 | Base, L | US7118 |
| 2.0L L4 1997cc 122 CID | 1987-1988 | L, LS | US7118 |
| VAN | | | |
| 2.4L L4 2351cc | 1987-1990 | Base, LS | US7114 |
| NISSAN | | | |
| 210 | | | |
| 1.2L L4 1237cc | 1980-1982 | Base | US9026 |
| 1.4L L4 1393cc 85 CID | 1979 | Main; Air Cond | US9026 |
| 1.4L L4 1393cc 85 CID | 1980 | Deluxe | US9026 |
| 1.4L L4 1393cc 85 CID | 1981 | Base | US9026 |
| 1.4L L4 1393cc 85 CID | 1982 | Base, MPG | US9026 |

| Engine | Years | Application Description | USMW |
|------------------------|-----------|---|--------|
| NISSAN (CONT.) | | | |
| 210 (CONT.) | | | |
| 1.5L L4 1488cc | 1980-1982 | Deluxe | US9026 |
| 310 | | | |
| 1.4L L4 1393cc 85 CID | 1980 | Deluxe, GX | US9010 |
| 1.5L L4 1488cc | 1981 | Deluxe, GX | US9010 |
| 1.5L L4 1488cc | 1982 | Deluxe, GX | US9041 |
| 411 | | | |
| 1.3L L4 1299cc 79 CID | 1965-1967 | | US9179 |
| 510 | | | |
| 2.0L L4 1952cc | 1978-1979 | Main; Exc. Air Cond. | US9008 |
| 2.0L L4 1952cc | 1978 | Main | US9031 |
| 2.0L L4 1952cc | 1979 | | US9031 |
| 2.0L L4 1952cc | 1980-1981 | Base : With Air Cond. | US9031 |
| 2.0L L4 1952cc | 1980-1981 | Base; Exc. Air Cond. | US9008 |
| 610 | | | |
| 2.0L L4 1952cc | 1975-1976 | Main; Exc. Air Cond. | US9008 |
| 2.0L L4 1952cc | 1975 | Main; Air Cond | US9031 |
| 2.0L L4 1952cc | 1976 | Main; Air Cond, | US9031 |
| 620 | | | |
| 2.0L L4 1952cc | 1975-1979 | Main; Air Cond | US9031 |
| 2.0L L4 1952cc | 1975-1979 | Main; Exc. Air Cond. | US9008 |
| 710 | | | |
| 2.0L L4 1952cc | 1975-1977 | Main; Exc. Air Cond. | US9008 |
| 2.0L L4 1952cc | 1975 | Main; Air Cond | US9031 |
| 2.0L L4 1952cc | 1976 | Main; Air Cond, | US9031 |
| 2.0L L4 1952cc | 1977 | Main, Air Cond | US9031 |
| 720 | | | |
| 2.0L L4 1952cc | 1980 | Base, Deluxe : With Air Cond. | US9031 |
| 2.0L L4 1952cc | 1980 | Base; , Deluxe; w/ Automatic Trans., Deluxe; w/ Standard Trans.; Exc. Air Cond. | US9009 |
| 2.0L L4 1952cc | 1983-1984 | Base | US9031 |
| 2.0L L4 1952cc | 1985-1986 | Base; Incl.Fan Clutch,Gasket and Pulley | US9031 |
| 2.2L L4 2164cc | 1981-1983 | Deluxe | US9198 |
| 2.2L L4 2187cc | 1981-1983 | Base; w/Fan Clutch, Deluxe; w/Fan Clutch | US9031 |
| 2.2L L4 2187cc | 1981-1983 | Base; W/O Fan clutch, Deluxe; W/O Fan clutch | US9009 |
| 2.4L L4 2389cc | 1983-1984 | Base, Deluxe | US9031 |
| 2.4L L4 2389cc | 1985-1986 | Base, Deluxe, Sport Truck; Incl.Fan Clutch, Gasket and Pulley | US9031 |
| 2.5L L4 2488cc | 1983-1986 | Deluxe | US9198 |
| 810 | | | |
| 2.4L L6 2393cc | 1977-1979 | Main | US9011 |
| 2.4L L6 2393cc | 1980 | Base | US9011 |
| 2.4L L6 2393cc | 1981 | DX | US9011 |
| 2.8L L6 2793cc | 1981 | DX | US9011 |
| 200SX | | | |
| 1.6L L4 1597cc 97 CID | 1995-1998 | Base, SE | US9214 |
| 1.8L L4 1809cc | 1984-1986 | Turbo | US9063 |
| 2.0L L4 1952cc | 1977-1979 | | US9031 |
| 2.0L L4 1952cc | 1980-1981 | Base | US9031 |
| 2.0L L4 1974cc | 1984-1986 | Base, XE | US9063 |
| 2.0L L4 1974cc | 1987-1988 | XE | US9063 |
| 2.0L L4 1998cc | 1995-1998 | SE-R | US9213 |
| 2.2L L4 2187cc | 1982-1983 | Base | US9031 |
| 3.0L V6 2960cc 181 CID | 1987-1988 | SE | US9058 |
| 240SX | | | |
| 2.4L L4 2389cc | 1989-1990 | SE, XE | US9206 |
| 2.4L L4 2389cc | 1991-1998 | Base, LE, SE | US9206 |
| 2.4L L4 2389cc | 1993 | Base | US9206 |
| 2.4L L4 2389cc | 1994 | SE | US9206 |
| 2.4L L4 2389cc | 1995-1996 | Base, SE | US9206 |
| 280Z | | | |
| 2.8L L6 2753cc | 1975-1978 | Main | US9011 |
| 280ZX | | | |
| 2.8L L6 2753cc | 1979 | Main | US9011 |
| 2.8L L6 2753cc | 1980 | 2+2 GL, GL, Base | US9011 |
| 2.8L L6 2753cc | 1981 | 2+2 GL, GL, Base, GL Turbo | US9011 |

| Engine | Years | Application Description | USMW |
|------------------------|-----------|--|--------|
| 2.8L L6 2753cc | 1982-1983 | 2+2, 2+2 Turbo, Turbo, Base | US9011 |
| 300ZX | | | |
| 3.0L V6 2960cc | 1984-1989 | 2+2, Base, Turbo | US9058 |
| 3.0L V6 2960cc | 1990-1996 | 2+2, Turbo, Base | US9201 |
| 350Z | | | |
| 3.5L V6 3498cc | 2003-2004 | Base, Track, Enthusiast, Touring, Performance | US9426 |
| 3.5L V6 3498cc | 2005 | 35th Anniversary Edition, Base, Track, Enthusiast, Touring, Grand Touring, Performance | US9426 |
| 3.5L V6 3498cc | 2006 | Base, Track, Enthusiast, Touring, Grand Touring | US9426 |
| 3.5L V6 3498cc | 2007-2008 | Base; VQ35HR Desig., Nismo, Enthusiast, Touring, Grand Touring | US9426 |
| 3.5L V6 3498cc | 2009 | Enthusiast, Touring, Grand Touring | US9426 |
| 370Z | | | |
| 3.7L V6 3696cc | 2009-2014 | Base, Nismo, Touring | US9426 |
| 3.7L V6 3696cc | 2010 | 40th Anniversary Edition, Base, Nismo, Touring | US9426 |
| 3.7L V6 3696cc | 2015 | Base, Nismo, Touring, Nismo Tech, Sport, Sport Tech, Touring Sport | US9426 |
| 520 PICKUP | | | |
| 1.3L L4 1299cc 79 CID | 1965-1968 | | US9179 |
| 521 PICKUP | | | |
| 1.3L L4 1299cc 79 CID | 1968-1969 | | US9179 |
| ALMERA (MEX) | | | |
| 1.8L L4 1769cc 107 CID | 2001-2005 | | US9416 |
| 1.8L L4 1781cc 108 CID | 2002-2004 | | US9416 |
| ALTIMA | | | |
| 2.4L L4 2389cc | 1993-2001 | GLE, GXE, SE, XE | US9270 |
| 2.5L L4 2500cc | 2002-2012 | Base, S, SL | US9427 |
| 2.5L L4 2500cc | 2005 | S, SL | US9427 |
| 2.5L L4 2500cc | 2007-2009 | Base, S, Hybrid | US9427 |
| 2.5L L4 2500cc | 2010-2011 | Base, S, Hybrid, SL | US9427 |
| 2.5L L4 2500cc | 2013-2015 | Base, S, SL, SV | US8105 |
| 2.5L L4 2500cc | 2013 | Coupe; S | US9427 |
| 2.5L L4 2500cc | 2016 | Base, S, SL, SV, SR | US8105 |
| 3.5L V6 3498cc | 2002-2004 | SE | US9426 |
| 3.5L V6 3498cc | 2005 | SE, SE-R, SL | US9426 |
| 3.5L V6 3498cc | 2006 | SE, SE-R; VQ35DE Desig., SL | US9426 |
| 3.5L V6 3498cc | 2007-2009 | SE, SL | US6198 |
| 3.5L V6 3498cc | 2010-2012 | SR | US6198 |
| 3.5L V6 3498cc | 2013-2015 | S, SL, SV | US6198 |
| ALTIMA (MEX) | | | |
| 2.5L L4 2488cc 151 CID | 2010-2011 | SL | US9427 |
| APRIO | | | |
| 1.6L L4 1598cc 98 CID | 2008-2010 | | US8927 |
| APRIO (MEX) | | | |
| 1.6L L4 1598cc 97 CID | 2010 | | US8927 |
| APRIO (MEX) | | | |
| 1.6L L4 1597cc 97 CID | 2008-2009 | | US8927 |
| 1.6L L4 1598cc 97 CID | 2010 | | US8927 |
| ARMADA | | | |
| 5.6L V8 5552cc | 2005-2006 | LE, SE, SE Off-Road | US9488 |
| 5.6L V8 5552cc | 2007-2009 | LE, SE | US9488 |
| 5.6L V8 5552cc | 2010 | Platinum, Titanium | US9488 |
| 5.6L V8 5552cc | 2011-2015 | Platinum, SV | US9488 |
| AXXESS | | | |
| 2.4L L4 2389cc | 1990 | SE, XE | US9162 |
| B210 | | | |
| 1.4L L4 1393cc 85 CID | 1975-1978 | Main; Air Cond | US9026 |
| 1.4L L4 1393cc 85 CID | 1975-1978 | Main; Exc. Air Cond. | US9010 |
| CABSTAR (MEX) | | | |
| 2.5L L4 2488cc 151 CID | 2008-2011 | | US8998 |
| CUBE | | | |
| 1.8L L4 1798cc | 2009-2011 | Base, Krom, S, SL | US6218 |
| 1.8L L4 1798cc | 2012 | Base, S, SL | US6218 |
| 1.8L L4 1798cc | 2013-2014 | S, SL | US6218 |
| D21 | | | |
| 2.4L L4 2389cc | 1986-1989 | Base, E, XE; Incl.Fan Clutch,Gasket and Pulley | US9031 |

| Engine | Years | Application Description | USMW |
|------------------------|-----------|--|--------|
| NISSAN (CONT.) | | | |
| D21 (CONT.) | | | |
| 2.4L L4 2389cc | 1988 | Base, E, XE | US9031 |
| 2.4L L4 2389cc | 1990-1993 | Base | US9206 |
| 2.4L L4 2389cc | 1994 | Base, XE | US9206 |
| 3.0L V6 2960cc | 1986-1989 | | US9058 |
| 3.0L V6 2960cc 181 CID | 1990-1994 | | US9058 |
| FRONTIER | | | |
| 2.4L L4 2389cc | 1998 | Base, SE, XE | US9206 |
| 2.4L L4 2389cc | 1999 | SE, XE | US9206 |
| 2.4L L4 2389cc | 2000-2004 | XE | US9206 |
| 2.4L L4 2389cc | 2002-2003 | Base, XE | US9206 |
| 2.5L L4 2500cc | 2005-2007 | XE | US6242 |
| 2.5L L4 2500cc | 2008-2010 | SE, XE | US6242 |
| 2.5L L4 2500cc | 2011-2015 | S, SV | US6242 |
| 3.3L V6 3275cc | 1999-2000 | SE, XE | US9338 |
| 3.3L V6 3275cc | 2001 | SC, XE, SE | US9338 |
| 3.3L V6 3275cc | 2002-2003 | SC, XE, SE, SVE | US9338 |
| 3.3L V6 3275cc | 2004 | SC, XE, SVE | US9338 |
| 4.0L V6 3954cc | 2005-2007 | LE, Nismo Off-Road, SE | US9426 |
| 4.0L V6 3954cc | 2008 | LE, SE, Nismo Off-Road | US9426 |
| 4.0L V6 3954cc | 2009-2010 | LE, SE, PRO-4X | US9426 |
| 4.0L V6 3954cc | 2011-2012 | PRO-4X, S, SL, SV | US9426 |
| 4.0L V6 3954cc | 2013-2015 | Desert Runner, PRO-4X, S, SL, SV | US9426 |
| FRONTIER (MEX) | | | |
| 2.4L L4 2389cc 146 CID | 2006-2007 | Pickup | US9426 |
| 2.4L L4 2389cc 146 CID | 2006 | Pickup | US6242 |
| 2.4L L4 2389cc 146 CID | 2008 | Pickup | US9206 |
| GT-R | | | |
| 3.8L V6 3799cc | 2009-2010 | Base, Premium | US9426 |
| 3.8L V6 3799cc | 2011 | Premium | US9426 |
| 3.8L V6 3799cc | 2012-2013 | Black Edition, Premium | US9426 |
| 3.8L V6 3799cc | 2014 | Black Edition, Premium, Track Edition | US9426 |
| 3.8L V6 3799cc | 2015 | Black Edition, Nismo, Premium, Track Edition | US9426 |
| HIKARI | | | |
| 1.6L L4 1597cc 97 CID | 1988-1992 | Base | US9284 |
| HIKARI (MEX) | | | |
| 1.6L L4 1597cc 97 CID | 1988-1992 | | US9284 |
| ICHI VAN (MEX) | | | |
| 1.8L L4 1800cc 110 CID | 1987-1989 | | US9116 |
| 1.8L L4 1800cc 110 CID | 1990-1992 | | US9179 |
| 2.4L L4 2389cc 146 CID | 1991-1994 | | US9206 |
| LUCINO (MEX) | | | |
| 1.6L L4 1597cc 97 CID | 1996-2000 | | US9214 |
| 2.0L L4 1998cc 122 CID | 1996-2000 | | US9213 |
| MARCH (MEX) | | | |
| 1.6L L4 1598cc 98 CID | 2014 | Active, Advance, Sense, SR | US6687 |
| 1.6L L4 1598cc 98 CID | 2015-2016 | Advance, Sense, SR | US6687 |
| MAXIMA | | | |
| 2.4L L6 2393cc | 1982-1984 | GL | US9011 |
| 2.8L L6 2793cc | 1982-1983 | GL | US9011 |
| 3.0L V6 2960cc 181 CID | 1985-1986 | GL, SE | US9074 |
| 3.0L V6 2960cc 181 CID | 1987-1991 | GXE, SE | US9074 |
| 3.0L V6 2960cc 181 CID | 1992-1994 | GXE | US9074 |
| 3.0L V6 2960cc 181 CID | 1992-1994 | SE | US9252 |
| 3.0L V6 2988cc 182 CID | 1995-2000 | GLE, GXE, SE | US9309 |
| 3.0L V6 2988cc 182 CID | 2001 | GLE, GXE, SE, SE 20th Anniversary Edition | US9309 |
| 3.5L V6 3498cc | 2002-2003 | GLE, GXE, SE | US9426 |
| 3.5L V6 3498cc | 2004-2008 | SE, SL | US9426 |
| 3.5L V6 3498cc | 2009-2014 | S, SV | US6198 |
| MAXIMA (MEX) | | | |
| 3.5L H6 3500cc 214 CID | 2010 | Sport, Tracking | US9426 |
| MICRA | | | |
| 1.4L L4 1386cc 85 CID | 2006-2007 | Main | US8967 |
| MICRA (MEX) | | | |
| 1.4L L4 1386cc 85 CID | 2006-2007 | | US8967 |

| Engine | Years | Application Description | USMW |
|--------------------------|-----------|--|---------|
| MURANO | | | |
| 3.5L V6 3498cc | 2003-2004 | SE, SL | US9426 |
| 3.5L V6 3498cc | 2005 | S, SE, SL | US9426 |
| 3.5L V6 3498cc | 2006 | S, SE, SL; VQ35DE Desig. | US9426 |
| 3.5L V6 3498cc | 2007 | S, SE, SL; From 03/07 | US6198 |
| 3.5L V6 3498cc | 2007 | S, SE, SL; To 03/07 | US9426 |
| 3.5L V6 3498cc | 2009-2010 | LE, S, SL | US6198 |
| 3.5L V6 3498cc | 2011-2014 | CrossCabriolet, LE, S, SL, SV | US6198 |
| 3.5L V6 3498cc | 2015 | Platinum, S, SL, SV | US6198 |
| MURANO (MEX) | | | |
| 3.5L H6 3500cc 213 CID | 2008 | | US9426 |
| NP300 (MEX) | | | |
| 2.4L L4 2389cc 146 CID | 2009-2012 | | US9206 |
| 2.5L L4 2488cc 151 CID | 2008-2011 | | US8998 |
| 2.5L L4 2488cc 151 CID | 2012 | | US9206 |
| NV1500 | | | |
| 4.0L V6 3954cc | 2012-2015 | S, SV | US9426 |
| NV200 | | | |
| 2.0L L4 1997cc | 2013 | S, SV; To 07/2013 | US6218 |
| NV2500 | | | |
| 4.0L V6 3954cc | 2012-2014 | S, SV | US9426 |
| 4.0L V6 3954cc | 2015 | S, SV, SL | US9426 |
| 5.6L V8 5552cc | 2012-2014 | S, SV | US9488 |
| 5.6L V8 5552cc | 2015 | S, SV, SL | US9488 |
| NV3500 | | | |
| 4.0L V6 3954cc | 2012-2015 | S, SV | US9426 |
| 5.6L V8 5552cc | 2012-2015 | S, SL, SV | US9488 |
| NX | | | |
| 1.6L L4 1597cc 97 CID | 1991-1993 | SE, XE | US9214 |
| 2.0L L4 1998cc | 1991-1993 | SE, XE | US9213 |
| PATHFINDER | | | |
| 2.4L L4 2389cc | 1987 | E; Incl.Fan Clutch,Gasket and Pulley | US9031 |
| 2.5L L4 2488cc | 2014 | ELECTRIC/GAS; Platinum Hybrid ,SL Hybrid , SV Hybrid; Supercharged | US8105 |
| 3.0L V6 2960cc 181 CID | 1987-1993 | SE, XE | US9104 |
| 3.0L V6 2960cc 181 CID | 1994-1995 | LE, SE, XE | US9104 |
| 3.3L V6 3275cc | 1996-2000 | LE, SE, XE | US9338 |
| 3.5L V6 3498cc | 2001 | LE, SE, XE | US9309 |
| 3.5L V6 3498cc | 2002-2004 | LE, SE | US9309 |
| 3.5L V6 3498cc | 2013-2015 | Platinum, S, SL, SV | US6198 |
| 4.0L V6 3954cc | 2005 | LE, SE Off-Road, SE, XE; Electric Water Pump | US11005 |
| 4.0L V6 3954cc | 2005 | LE, SE Off-Road, SE; VQ40DE Desig., XE | US9426 |
| 4.0L V6 3954cc | 2006-2009 | LE, S, SE Off-Road, SE; Electric Water Pump | US11005 |
| 4.0L V6 3954cc | 2006-2009 | LE, S, SE, SE Off-Road | US9426 |
| 4.0L V6 3954cc | 2010 | LE, S, SE | US9426 |
| 4.0L V6 3954cc | 2010 | LE, S, SE; Electric Water Pump | US11005 |
| 4.0L V6 3954cc | 2011-2012 | LE, S, Silver Edition, SV | US9426 |
| 4.0L V6 3954cc | 2011 | LE, S, Silver Edition, SV; Electric Water Pump | US11005 |
| 4.0L V6 3954cc | 2012 | LE, S, SV; Electric Water Pump | US11005 |
| 5.6L V8 5552cc | 2008 | LE, SE | US9488 |
| 5.6L V8 5552cc | 2009-2012 | LE | US9488 |
| PATHFINDER ARMADA | | | |
| 5.6L V8 5552cc | 2004 | LE, SE | US9488 |
| PICKUP | | | |
| 2.4L L4 2389cc | 1995 | Base, XE | US9206 |
| 2.4L L4 2389cc | 1996 | Base, SE, XE | US9206 |
| 2.4L L4 2389cc | 1997 | Base, XE, SE | US9206 |
| 3.0L V6 2960cc 181 CID | 1995 | 4WD; SE, 4WD; XE, RWD; XE | US9058 |
| PICKUP (MEX) | | | |
| 1.3L L4 1300cc 79 CID | 1965-1969 | | US9179 |
| 1.6L L4 1600cc 98 CID | 1970-1983 | | US9009 |
| 1.8L L4 1800cc 110 CID | 1981-1984 | | US9063 |
| 1.8L L4 1800cc 110 CID | 1985-1990 | | US9116 |
| 1.8L L4 1800cc 110 CID | 1991-1994 | | US9179 |
| 2.4L L4 2389cc 146 CID | 1991-2008 | | US9206 |
| PLATINA | | | |
| 1.6L L4 1598cc 98 CID | 2002-2008 | DOHC; MPI (Mex), Main (Mex) | US8927 |



WATER PUMP APPLICATION GUIDE

USMW
Professional Series

| Engine | Years | Application Description | USMW |
|------------------------|-----------|---------------------------------|--------|
| NISSAN (CONT.) | | | |
| PLATINA (CONT.) | | | |
| 1.6L L4 1598cc 98 CID | 2009-2010 | Main (Mex) | US8927 |
| PLATINA (MEX) | | | |
| 1.6L L4 1597cc 97 CID | 2010 | Emotion, Premium | US8927 |
| 1.6L L4 1598cc 97 CID | 2002-2010 | | US8927 |
| PULSAR | | | |
| 1.6L L4 1597cc | 1983 | Base | US9041 |
| PULSAR NX | | | |
| 1.5L L4 1488cc | 1983-1984 | Turbo | US9041 |
| 1.6L L4 1597cc | 1983-1986 | Base | US9041 |
| 1.6L L4 1597cc | 1987-1988 | XE | US9041 |
| 1.6L L4 1597cc | 1987 | SE; From 10/1986 | US9116 |
| 1.6L L4 1597cc | 1987 | SE; To 10/1986 | US9063 |
| 1.6L L4 1597cc 97 CID | 1989-1990 | XE | US9207 |
| 1.8L L4 1809cc | 1988-1989 | SE | US9116 |
| QUEST | | | |
| 3.0L V6 2960cc 181 CID | 1993-1998 | GXE, XE | US9074 |
| 3.3L V6 3275cc | 1999-2002 | GLE, GXE, SE | US9402 |
| 3.5L V6 3498cc | 2004 | S, SE, SL | US9426 |
| 3.5L V6 3498cc | 2005-2009 | Base, S, SE, SL | US9426 |
| 3.5L V6 3498cc | 2006 | Base, S, SE | US9426 |
| 3.5L V6 3498cc | 2007-2008 | Base, S, SE, SL; VQ35DE Desig. | US9426 |
| 3.5L V6 3498cc | 2011-2014 | LE, S, SL, SV | US6198 |
| 3.5L V6 3498cc | 2015 | Platinum, S, SL, SV | US6198 |
| ROGUE | | | |
| 2.5L L4 2500cc | 2008-2009 | S, SL | US9427 |
| 2.5L L4 2500cc | 2010 | Krom, S, SL | US9427 |
| 2.5L L4 2500cc | 2011 | S, S Krom, SV | US9427 |
| 2.5L L4 2500cc | 2012-2013 | S, SV | US9427 |
| 2.5L L4 2500cc | 2014 | S, SL, SV | US8105 |
| 2.5L L4 2500cc | 2015-2016 | S, SL, SV; USA Built | US8105 |
| ROGUE (MEX) | | | |
| 2.5L L4 2488cc 151 CID | 2011 | SL | US9427 |
| ROGUE SELECT | | | |
| 2.5L L4 2500cc | 2014-2015 | S | US9427 |
| SAKURA (MEX) | | | |
| 1.8L L4 1750cc 107 CID | 1982-1986 | | US9063 |
| SEDAN (MEX) | | | |
| 1.6L L4 1597cc 97 CID | 1973-1984 | | US9009 |
| 1.8L L4 1750cc 107 CID | 1982-1984 | | US9063 |
| SENTRA | | | |
| 1.5L L4 1488cc | 1982-1983 | Base, DX | US9041 |
| 1.6L L4 1597cc | 1983 | Base, DX, XE | US9041 |
| 1.6L L4 1597cc | 1984-1985 | Base, DX, XE, SE | US9041 |
| 1.6L L4 1597cc | 1987-1988 | Base, E, GXE, SE, XE | US9041 |
| 1.6L L4 1597cc 97 CID | 1986 | Base, SE, XE, DX | US9041 |
| 1.6L L4 1597cc 97 CID | 1987 | Base, SE, XE, E, GXE | US9041 |
| 1.6L L4 1597cc 97 CID | 1989 | Base, SE, XE, E | US9207 |
| 1.6L L4 1597cc 97 CID | 1990 | Base, SE, XE | US9207 |
| 1.6L L4 1597cc 97 CID | 1991-1993 | E, GXE, SE, XE | US9214 |
| 1.6L L4 1597cc 97 CID | 1994 | E, GXE, SE, XE, Limited Edition | US9214 |
| 1.6L L4 1597cc 97 CID | 1995-1998 | Base, GLE, GXE, XE | US9214 |
| 1.6L L4 1597cc 97 CID | 1999 | GXE, XE | US9214 |
| 1.7L L4 1688cc | 1983 | Base, DX | US9044 |
| 1.7L L4 1688cc | 1984 | Base, DX, SE, XE | US9044 |
| 1.7L L4 1688cc | 1985-1986 | Base | US9044 |
| 1.8L L4 1798cc 110 CID | 2013-2014 | FE+S, S, SL, SR, SV, FE+SV | US8104 |
| 1.8L L4 1798cc 110 CID | 2015-2016 | FE+S, S, SL, SR, SV | US8104 |
| 1.8L L4 1809cc | 2000-2003 | GXE, XE | US9416 |
| 1.8L L4 1809cc | 2001-2002 | CA, GXE, XE | US9416 |
| 1.8L L4 1809cc | 2004-2006 | Base, S | US9416 |
| 2.0L L4 1997cc 122 CID | 2007-2008 | Base, S, SL | US6218 |
| 2.0L L4 1997cc 122 CID | 2009-2012 | Base, S, SL, SR | US6218 |
| 2.0L L4 1998cc | 1991-1994 | SE-R | US9213 |
| 2.0L L4 1998cc | 1998-2001 | SE | US9213 |
| 2.5L L4 2500cc | 2002-2012 | SE-R, SE-R Spec V | US9427 |

| Engine | Years | Application Description | USMW |
|----------------------------|-----------|--------------------------------------|--------|
| 2.5L L4 2500cc | 2003 | Limited Edition, SE-R, SE-R Spec V | US9427 |
| 2.5L L4 2500cc | 2004 | S, SE-R, SE-R Spec V | US9427 |
| SENTRA (MEX) | | | |
| 1.6L L4 1597cc 97 CID | 2000 | | US9213 |
| 2.0L L4 1997cc 122 CID | 2010 | Custom, Emotion, Luxury, Premium, SR | US6218 |
| 2.0L L4 1997cc 122 CID | 2011-2012 | Custom, Elite, Emotion | US6218 |
| 2.0L L4 1998cc 122 CID | 1996-1997 | | US9213 |
| STANZA | | | |
| 2.0L L4 1974cc | 1982 | Base | US9114 |
| 2.0L L4 1974cc | 1983 | Base, GL | US9114 |
| 2.0L L4 1974cc | 1984-1986 | GL, XE | US9114 |
| 2.0L L4 1974cc | 1987-1989 | E, GXE, XE | US9116 |
| 2.4L L4 2389cc | 1990-1991 | GXE, XE | US9162 |
| 2.4L L4 2389cc | 1992 | GXE, XE, SE | US9162 |
| STATION WAGON (MEX) | | | |
| 1.6L L4 1597cc 97 CID | 1973-1984 | | US9009 |
| 1.8L L4 1750cc 107 CID | 1982-1984 | | US9063 |
| TIIDA (MEX) | | | |
| 1.8L L4 1798cc 110 CID | 2008-2009 | | US9426 |
| 1.8L L4 1798cc 110 CID | 2010-2011 | Comfort | US9426 |
| 1.8L L4 1798cc 110 CID | 2010-2012 | Comfort | US6218 |
| 1.8L L4 1800cc 110 CID | 2007 | | US9426 |
| TITAN | | | |
| 5.6L V8 5552cc | 2004-2007 | LE, SE, XE | US9488 |
| 5.6L V8 5552cc | 2008-2010 | LE, SE, XE, PRO-4X | US9488 |
| 5.6L V8 5552cc | 2011-2015 | PRO-4X, S, SL, SV | US9488 |
| TSUBAME (MEX) | | | |
| 1.6L L4 1597cc 97 CID | 1993-2004 | | US9214 |
| TSURU | | | |
| 1.5L L4 1488cc | 1985 | | US9284 |
| 1.6L L4 1597cc 97 CID | 1986-1987 | | US9284 |
| TSURU (MEX) | | | |
| 1.5L L4 1487cc 91 CID | 1984-1985 | | US9041 |
| 1.5L L4 1487cc 91 CID | 1985 | Samurai | US9284 |
| 1.6L L4 1597cc 97 CID | 1986-1987 | Samurai | US9284 |
| 1.6L L4 1597cc 97 CID | 1988-1997 | | US9214 |
| 1.6L L4 1597cc 97 CID | 1998-2009 | GS | US9214 |
| 1.6L L4 1597cc 97 CID | 2010-2012 | GSJ, GSII | US9214 |
| 1.6L L4 1597cc 97 CID | 2013 | GSII | US9214 |
| 1.6L L4 1598cc 97 CID | 1995-1997 | | US9214 |
| 2.0L L4 1998cc 122 CID | 1993-1996 | | US9213 |
| URVAN | | | |
| 2.5L L4 2488cc 152 CID | 2008-2013 | Base | US6242 |
| URVAN (MEX) | | | |
| 2.4L L4 2389cc 146 CID | 2000-2005 | | US9206 |
| 2.4L L4 2392cc 146 CID | 2006-2007 | | US9206 |
| 2.5L L4 2500cc 153 CID | 2008-2009 | | US9427 |
| 2.5L L4 2500cc 153 CID | 2008 | Base | US6242 |
| 2.5L L4 2500cc 153 CID | 2010 | DV, GX | US9427 |
| 2.5L L4 2500cc 153 CID | 2011 | DV, GX | US6242 |
| 2.5L L4 2500cc 153 CID | 2012-2013 | | US6242 |
| 3.0L L4 2999cc 182 CID | 2008-2009 | | US8978 |
| 3.0L L4 2999cc 182 CID | 2010 | TDI | US8978 |
| 3.0L L4 3000cc 183 CID | 2011 | TDI | US8978 |
| VAN | | | |
| 2.4L L4 2389cc | 1987-1988 | E, GXE, XE | US9110 |
| VERSA | | | |
| 1.6L L4 1598cc | 2009-2011 | 1.6, 1.6 Base | US6687 |
| 1.8L L4 1798cc | 2007-2011 | S, SL | US6218 |
| 1.8L L4 1798cc | 2012 | 1.8 S, 1.8 SL | US6218 |
| XTERRA | | | |
| 2.4L L4 2389cc | 2000-2004 | XE | US9206 |
| 3.3L V6 3275cc | 2000-2004 | SE, XE | US9338 |
| 4.0L V6 3954cc | 2005 | Off-Road, S, SE | US9426 |
| 4.0L V6 3954cc | 2006-2010 | Off-Road, S, SE, X | US9426 |
| 4.0L V6 3954cc | 2011-2015 | PRO-4X, S, X | US9426 |
| X-TRAIL (MEX) | | | |
| 2.5L L4 2500cc 153 CID | 2002-2009 | | US9427 |

| Engine | Years | Application Description | USMW |
|------------------------|-----------|--|---------|
| NISSAN (CONT.) | | | |
| X-TRAIL (CONT.) | | | |
| 2.5L L4 2500cc 153 CID | 2010 | LE, SLX | US9427 |
| OLDSMOBILE | | | |
| 88 | | | |
| 3.8L V6 3800cc 231 CID | 1992-1994 | Royale, Royale LS | US5050 |
| 3.8L V6 3800cc 231 CID | 1995 | Royale LSS, Royale LS, Royale | US5050 |
| 3.8L V6 3800cc 231 CID | 1996-1998 | Royale, Royale LS | US5075 |
| 3.8L V6 3800cc 231 CID | 1999 | 50th Anniversary Edition, Royale, Royale LS | US5075 |
| 98 | | | |
| 3.0L V6 181 CID | 1985 | Regency | US5028 |
| 3.8L V6 3800cc 231 CID | 1985 | Regency, Regency Brougham | US5028 |
| 3.8L V6 3800cc 231 CID | 1986 | Regency, Regency Brougham | US5050 |
| 3.8L V6 3800cc 231 CID | 1987 | Regency Grande, Regency Touring, Regency, Regency Brougham | US5050 |
| 3.8L V6 3800cc 231 CID | 1988-1990 | Regency Touring, Regency, Regency Brougham | US5050 |
| 3.8L V6 3800cc 231 CID | 1991 | Regency Elite, Touring | US5050 |
| 3.8L V6 3800cc 231 CID | 1992-1993 | Touring, Regency, Regency Elite | US5050 |
| 3.8L V6 3800cc 231 CID | 1994-1995 | Regency Elite | US5050 |
| 3.8L V6 3800cc 231 CID | 1996 | Regency Elite | US5075 |
| 4.1L V6 252 CID | 1981 | High performance - Luxury, Regency | US1018H |
| 4.1L V6 252 CID | 1981 | Luxury, Regency | US1018 |
| 4.1L V6 252 CID | 1982-1983 | High performance - Regency Brougham, Regency | US1018H |
| 4.1L V6 252 CID | 1982-1983 | Regency, Regency Brougham | US1018 |
| 4.3L V6 260 CID | 1985 | Regency Brougham, Regency; W/O Pulley | US5014 |
| 4.3L V6 260 CID | 1985 | Regency, Regency Brougham | US5014P |
| 5.0L V8 307 CID | 1980-1981 | High performance - Luxury, Regency : With Air Cond. | US1120H |
| 5.0L V8 307 CID | 1980-1981 | Luxury, Regency; Exc. Air Cond. | US1100 |
| 5.0L V8 307 CID | 1980-1981 | Luxury, Regency; With Air Cond. | US1120 |
| 5.0L V8 307 CID | 1982-1984 | High performance - Regency Brougham, Regency | US1120H |
| 5.0L V8 307 CID | 1982-1984 | Regency, Regency Brougham | US1120 |
| 5.7L V8 350 CID | 1977-1979 | High performance - Main; Air Cond | US1120H |
| 5.7L V8 350 CID | 1977-1979 | Main; Air Cond | US1120 |
| 5.7L V8 350 CID | 1977-1979 | Main; Exc. Air Cond. | US1100 |
| 5.7L V8 350 CID | 1980-1981 | High performance - Luxury, Regency : With Air Cond. | US1120H |
| 5.7L V8 350 CID | 1980-1981 | Luxury, Regency; Exc. Air Cond. | US1100 |
| 5.7L V8 350 CID | 1980-1981 | Luxury, Regency; With Air Cond. | US1120 |
| 5.7L V8 350 CID | 1982-1984 | High performance - Regency Brougham, Regency | US1120H |
| 5.7L V8 350 CID | 1982-1984 | Regency, Regency Brougham | US1120 |
| 6.6L V8 400 CID | 1975 | High performance - Main; Air Cond | US1120H |
| 6.6L V8 400 CID | 1975 | Main; Air Cond | US1120 |
| 6.6L V8 400 CID | 1975 | Main; Exc. Air Cond. | US1100 |
| 6.6L V8 400 CID | 1977-1979 | High performance - Main; Air Cond | US1120H |
| 6.6L V8 400 CID | 1977-1979 | Main; Air Cond | US1120 |
| 6.6L V8 400 CID | 1977-1979 | Main; Exc. Air Cond. | US1100 |
| 7.5L V8 455 CID | 1968-1970 | With A/C | US926 |
| 7.5L V8 455 CID | 1975-1976 | High performance - Main; Air Cond | US1120H |
| 7.5L V8 455 CID | 1975-1976 | Main; Air Cond | US1120 |
| 7.5L V8 455 CID | 1975-1976 | Main; Exc. Air Cond. | US1100 |
| 442 | | | |
| 6.6L V8 6555cc 400 CID | 1968-1969 | With A/C | US926 |
| 7.5L V8 7456cc 455 CID | 1968-1970 | With A/C | US926 |
| ACHIEVA | | | |
| 2.3L L4 138 CID | 1992-1994 | S, SC, SL | US5043 |
| 2.3L L4 138 CID | 1993-1995 | S, SL | US5043 |
| 2.3L L4 140 CID | 1992 | S, SCX, SC | US5043 |
| 2.3L L4 140 CID | 1993 | S, SCX | US5043 |
| 2.3L L4 140 CID | 1994 | SC, SL | US5043 |
| 2.4L L4 2392cc 146 CID | 1996 | S, SC, SL | US5076 |
| 2.4L L4 2392cc 146 CID | 1997 | SC, SL | US5076 |
| 2.4L L4 2392cc 146 CID | 1998 | S | US5076 |
| 3.1L V6 189 CID | 1994-1996 | S, SC, SL | US5033 |
| 3.1L V6 189 CID | 1995 | S, SL | US5033 |

| Engine | Years | Application Description | USMW |
|------------------------|-----------|--|---------|
| 3.1L V6 189 CID | 1997 | SC, SL | US5033 |
| 3.1L V6 189 CID | 1998 | S | US5033 |
| 3.3L V6 204 CID | 1992 | S, SL, SC | US5050 |
| 3.3L V6 204 CID | 1993 | S, SL | US5050 |
| ALERO | | | |
| 2.2L L4 2198cc 134 CID | 2002-2003 | GL, GX, GLS | US5092 |
| 2.2L L4 2198cc 134 CID | 2004 | GL, GX | US5092 |
| 2.4L L4 2392cc 146 CID | 1999-2001 | GL, GLS, GX | US5076 |
| 3.4L V6 207 CID | 1999-2004 | GL, GLS | US5033 |
| 3.4L V6 207 CID | 2000-2002 | GL, GLS, GX | US5033 |
| AURORA | | | |
| 3.5L V6 214 CID | 2001-2002 | Base | US5085 |
| 4.0L V8 244 CID | 1995-2003 | Base | US5072 |
| BRAVADA | | | |
| 4.2L L6 256 CID | 2002-2004 | Base | US5097 |
| 4.3L V6 262 CID | 1991-1994 | Base | US5049 |
| 4.3L V6 262 CID | 1991-1994 | High performance - Base | US5049H |
| 4.3L V6 262 CID | 1996-2001 | Base | US5077 |
| 4.3L V6 262 CID | 1996-2001 | High performance - Base | US5077H |
| CALAIS | | | |
| 2.3L L4 138 CID | 1987 | Base, GT | US5043 |
| 2.5L L4 2474cc 151 CID | 1985-1987 | Main; With Multi-Groove pulley | US5067 |
| 2.5L L4 2474cc 151 CID | 1985 | 500, Base, Supreme | US5000 |
| 2.5L L4 2474cc 151 CID | 1986 | Base, Supreme, ES, GT | US5000 |
| 2.5L L4 2474cc 151 CID | 1987 | Base, Supreme, GT | US5000 |
| 3.0L V6 181 CID | 1985 | 500, Base, Supreme | US5050 |
| 3.0L V6 181 CID | 1986 | Base, Supreme, ES, GT | US5050 |
| 3.0L V6 181 CID | 1987 | Base, Supreme, GT | US5050 |
| CUSTOM CRUISER | | | |
| 5.0L V8 305 CID | 1991-1992 | Base | US5051 |
| 5.0L V8 307 CID | 1980-1985 | Base : With Air Cond. | US1120 |
| 5.0L V8 307 CID | 1980-1985 | Base; Exc. Air Cond. | US1100 |
| 5.0L V8 307 CID | 1980-1985 | High performance - Base : With Air Cond. | US1120H |
| 5.0L V8 307 CID | 1984 | Base; With Air Cond. | US1120 |
| 5.0L V8 307 CID | 1986-1990 | Base | US1120 |
| 5.0L V8 307 CID | 1986-1990 | High performance - Base | US1120H |
| 5.0L V8 307 CID | 1989 | Base; 1 Outlet | US1120 |
| 5.0L V8 307 CID | 1989 | High performance - Base; Base | US1120H |
| 5.7L V8 350 CID | 1977-1979 | High performance - Main; Air Cond | US1120H |
| 5.7L V8 350 CID | 1977-1979 | Main; Air Cond | US1120 |
| 5.7L V8 350 CID | 1977-1979 | Main; Exc. Air Cond. | US1100 |
| 5.7L V8 350 CID | 1980-1985 | Base : With Air Cond. | US1120 |
| 5.7L V8 350 CID | 1980-1985 | Base; Exc. Air Cond. | US1100 |
| 5.7L V8 350 CID | 1980-1985 | High performance - Base : With Air Cond. | US1120H |
| 5.7L V8 350 CID | 1992 | Base | US5051 |
| 6.6L V8 400 CID | 1975 | High performance - Main; Air Cond | US1120H |
| 6.6L V8 400 CID | 1975 | Main | US975 |
| 6.6L V8 400 CID | 1975 | Main; Air Cond | US1120 |
| 6.6L V8 400 CID | 1975 | Main; Exc. Air Cond. | US1100 |
| 6.6L V8 400 CID | 1977-1979 | High performance - Main; Air Cond | US1120H |
| 6.6L V8 400 CID | 1977-1979 | Main; Air Cond | US1120 |
| 6.6L V8 400 CID | 1977-1979 | Main; Exc. Air Cond. | US1100 |
| 7.5L V8 455 CID | 1975-1976 | High performance - Main; Air Cond | US1120H |
| 7.5L V8 455 CID | 1975-1976 | Main; Air Cond | US1120 |
| 7.5L V8 455 CID | 1975-1976 | Main; Exc. Air Cond. | US1100 |
| CUTLASS | | | |
| 3.1L V6 189 CID | 1997-1998 | Base, GLS | US5033 |
| 3.1L V6 189 CID | 1999 | GL, GLS | US5033 |
| 3.8L V6 231 CID | 1977 | High performance - Main | US1018H |
| 3.8L V6 231 CID | 1977 | Main | US1018 |
| 3.8L V6 3800cc 231 CID | 1980 | Base, Brougham, LS | US1018 |
| 3.8L V6 3800cc 231 CID | 1980 | High performance - Base, Brougham, LS | US1018H |
| 3.8L V6 3800cc 231 CID | 1981 | Brougham, LS | US1018 |
| 3.8L V6 3800cc 231 CID | 1981 | High performance - Brougham, LS | US1018H |
| 4.1L L6 250 CID | 1975-1976 | Main | US1107 |
| 4.3L V8 260 CID | 1975-1979 | High performance - Main; Air Cond | US1120H |
| 4.3L V8 260 CID | 1975-1979 | Main; Air Cond | US1120 |
| 4.3L V8 260 CID | 1975-1979 | Main; Exc. Air Cond. | US1100 |
| 4.3L V8 260 CID | 1980 | Base, Brougham, LS : With Air Cond. | US1120 |

| Engine | Years | Application Description | USMW |
|---------------------------|-----------|---|---------|
| OLDSMOBILE (CONT.) | | | |
| CUTLASS (CONT.) | | | |
| 4.3L V8 260 CID | 1980 | Base, Brougham, LS; Exc. Air Cond. | US1100 |
| 4.3L V8 260 CID | 1980 | High performance - Base, Brougham, LS : With Air Cond. | US1120H |
| 4.3L V8 260 CID | 1981 | Brougham, LS : With Air Cond. | US1120 |
| 4.3L V8 260 CID | 1981 | Brougham, LS; Exc. Air Cond. | US1100 |
| 4.3L V8 260 CID | 1981 | High performance - Brougham, LS : With Air Cond. | US1120H |
| 5.0L V8 305 CID | 1980 | Base, Brougham, LS | US1121 |
| 5.0L V8 305 CID | 1980 | High performance - Base, Brougham, LS | US1121H |
| 5.7L V8 350 CID | 1968-1970 | With A/C | US926 |
| 5.7L V8 350 CID | 1975-1979 | High performance - Main; Air Cond | US1120H |
| 5.7L V8 350 CID | 1975-1979 | Main; Air Cond | US1120 |
| 5.7L V8 350 CID | 1975-1979 | Main; Exc. Air Cond. | US1100 |
| 5.7L V8 350 CID | 1980 | Base, Brougham, LS : With Air Cond. | US1120 |
| 5.7L V8 350 CID | 1980 | Base, Brougham, LS; Exc. Air Cond. | US1100 |
| 5.7L V8 350 CID | 1980 | High performance - Base, Brougham, LS : With Air Cond. | US1120H |
| 5.7L V8 350 CID | 1981 | Brougham, LS : With Air Cond. | US1120 |
| 5.7L V8 350 CID | 1981 | Brougham, LS; Exc. Air Cond. | US1100 |
| 5.7L V8 350 CID | 1981 | High performance - Brougham, LS : With Air Cond. | US1120H |
| 6.6L V8 403 CID | 1977 | High performance - Main; Air Cond | US1120H |
| 6.6L V8 403 CID | 1977 | Main; Air Cond | US1120 |
| 6.6L V8 403 CID | 1977 | Main; Exc. Air Cond. | US1100 |
| 7.5L V8 455 CID | 1970 | With A/C | US926 |
| 7.5L V8 455 CID | 1975-1976 | High performance - Main; Air Cond | US1120H |
| 7.5L V8 455 CID | 1975-1976 | Main; Air Cond | US1120 |
| 7.5L V8 455 CID | 1975-1976 | Main; Exc. Air Cond. | US1100 |
| CUTLASS CALAIS | | | |
| 2.3L L4 138 CID | 1988 | Base, GT, International, SL | US5043 |
| 2.3L L4 138 CID | 1989-1990 | International, SL, S | US5043 |
| 2.3L L4 138 CID | 1991 | Base, GT, International, SL, S | US5043 |
| 2.3L L4 140 CID | 1989 | International | US5043 |
| 2.3L L4 140 CID | 1990-1991 | International, S | US5043 |
| 2.5L L4 2474cc 151 CID | 1988 | Base, GT, SL | US5000 |
| 2.5L L4 2474cc 151 CID | 1989 | Base, GT, S, SL | US5000 |
| 2.5L L4 2474cc 151 CID | 1990-1991 | Base, GT, S | US5000 |
| 3.0L V6 181 CID | 1988 | Base, GT, SL | US5050 |
| 3.3L V6 204 CID | 1989 | S, SL | US5050 |
| 3.3L V6 204 CID | 1990-1991 | SL | US5050 |
| 3.8L V6 231 CID | 1979 | High performance - Main | US1018H |
| 3.8L V6 231 CID | 1979 | Main | US1018 |
| 3.8L V6 3800cc 231 CID | 1978-1979 | High performance - Main | US1018H |
| 3.8L V6 3800cc 231 CID | 1978-1979 | Main | US1018 |
| 3.8L V6 3800cc 231 CID | 1980-1984 | Base | US1018 |
| 3.8L V6 3800cc 231 CID | 1980-1984 | High performance - Base | US1018H |
| 3.8L V6 3800cc 231 CID | 1983 | Base, Hurst | US1018 |
| 3.8L V6 3800cc 231 CID | 1983 | High performance - Base, Hurst | US1018H |
| 4.3L V6 260 CID | 1982-1984 | Base | US5012 |
| 4.3L V6 260 CID | 1983 | Base, Hurst | US5012 |
| 4.3L V8 260 CID | 1978-1979 | High performance - Main; Air Cond | US1120H |
| 4.3L V8 260 CID | 1978-1979 | Main; Air Cond | US1120 |
| 4.3L V8 260 CID | 1978-1979 | Main; Exc. Air Cond. | US1100 |
| 4.3L V8 260 CID | 1980-1982 | Base : With Air Cond. | US1120 |
| 4.3L V8 260 CID | 1980-1982 | Base; Exc. Air Cond. | US1100 |
| 4.3L V8 260 CID | 1980-1982 | High performance - Base : With Air Cond. | US1120H |
| 5.0L V8 305 CID | 1980 | Base | US1121 |
| 5.0L V8 305 CID | 1980 | High performance - Base | US1121H |
| 5.0L V8 307 CID | 1982 | Base : With Air Cond. | US1120 |
| 5.0L V8 307 CID | 1982 | Base; Exc. Air Cond. | US1100 |
| 5.0L V8 307 CID | 1982 | High performance - Base : With Air Cond. | US1120H |
| 5.0L V8 307 CID | 1983-1984 | Base; Hurst : With Air Cond. | US1120 |
| 5.0L V8 307 CID | 1983-1984 | Base; Hurst; Exc. Air Cond. | US1100 |
| 5.0L V8 307 CID | 1983-1984 | High performance - Base; Hurst : With Air Cond. | US1120H |
| 5.7L V8 350 CID | 1979 | High performance - Main; Air Cond | US1120H |

| Engine | Years | Application Description | USMW |
|------------------------|-----------|---|---------|
| 5.7L V8 350 CID | 1979 | Main; Air Cond | US1120 |
| 5.7L V8 350 CID | 1979 | Main; Exc. Air Cond. | US1100 |
| 5.7L V8 350 CID | 1980-1981 | Base : With Air Cond. | US1120 |
| 5.7L V8 350 CID | 1980-1981 | High performance - Base : With Air Cond. | US1120H |
| 5.7L V8 350 CID | 1980-1982 | Base; Exc. Air Cond. | US1100 |
| 5.7L V8 350 CID | 1982-1984 | Base | US1120 |
| 5.7L V8 350 CID | 1982-1984 | High performance - Base | US1120H |
| 5.7L V8 350 CID | 1983 | Base, Hurst | US1120 |
| 5.7L V8 350 CID | 1983 | High performance - Base, Hurst | US1120H |
| CUTLASS CIERA | | | |
| 2.2L L4 2190cc 134 CID | 1993 | Base, S | US5032 |
| 2.2L L4 2190cc 134 CID | 1994 | S | US5032 |
| 2.2L L4 2190cc 134 CID | 1995-1996 | Base | US5032 |
| 2.5L L4 2474cc 151 CID | 1982 | Base, Brougham, LS | US5000 |
| 2.5L L4 2474cc 151 CID | 1982 | Base, Brougham, LS; With pulley | US5000P |
| 2.5L L4 2474cc 151 CID | 1983 | Base, ES, Brougham, LS | US5000 |
| 2.5L L4 2474cc 151 CID | 1983 | Base, ES, Brougham, LS; With pulley | US5000P |
| 2.5L L4 2474cc 151 CID | 1984 | Brougham, Cruiser LS, LS; With pulley | US5000P |
| 2.5L L4 2474cc 151 CID | 1984 | Brougham, LS, Cruiser LS | US5000 |
| 2.5L L4 2474cc 151 CID | 1985-1987 | Main; With Multi-Groove pulley | US5067 |
| 2.5L L4 2474cc 151 CID | 1985 | Brougham, Cruiser LS, ES, Holiday, LS; With pulley | US5000P |
| 2.5L L4 2474cc 151 CID | 1985 | Brougham, LS, Cruiser LS, ES, Holiday | US5000 |
| 2.5L L4 2474cc 151 CID | 1986 | Brougham, ES, Holiday, GT, S, SL, LS; With pulley | US5000P |
| 2.5L L4 2474cc 151 CID | 1986 | Brougham, LS, ES, Holiday, GT, S, SL | US5000 |
| 2.5L L4 2474cc 151 CID | 1987 | Brougham, LS, S, GT, SL | US5041 |
| 2.5L L4 2474cc 151 CID | 1988 | Base, Brougham, LS, S, SL | US5041 |
| 2.5L L4 2474cc 151 CID | 1989 | Base, SL | US5041 |
| 2.5L L4 2474cc 151 CID | 1990 | Base, S, SL | US5041 |
| 2.5L L4 2474cc 151 CID | 1991 | Base, S | US5041 |
| 2.5L L4 2474cc 151 CID | 1992 | Base | US5041 |
| 2.8L V6 173 CID | 1986 | Brougham, ES, GT, Holiday, LS, S, SL | US5001 |
| 2.8L V6 173 CID | 1987 | Brougham, LS, S, GT, SL | US5033 |
| 2.8L V6 173 CID | 1988 | Base, Brougham, LS, S, SL | US5033 |
| 2.8L V6 173 CID | 1989 | Base, SL | US5033 |
| 3.0L V6 181 CID | 1982 | Base, Brougham, LS | US5028 |
| 3.0L V6 181 CID | 1983 | Base, Brougham, LS, ES | US5028 |
| 3.0L V6 181 CID | 1984 | Brougham, LS, Cruiser LS | US5028 |
| 3.0L V6 181 CID | 1985 | Brougham, LS, Cruiser LS, ES, Holiday | US5028 |
| 3.1L V6 189 CID | 1994 | S, SL | US5033 |
| 3.1L V6 189 CID | 1995-1996 | Base | US5033 |
| 3.3L V6 204 CID | 1989 | Base, SL, GT | US5050 |
| 3.3L V6 204 CID | 1990 | Base, SL, GT, S | US5050 |
| 3.3L V6 204 CID | 1991-1993 | Base, SL, S | US5050 |
| 3.8L V6 3800cc 231 CID | 1984 | Brougham, LS | US5028 |
| 3.8L V6 3800cc 231 CID | 1985 | Brougham, LS, Cruiser LS, ES, GT, Holiday | US5028 |
| 3.8L V6 3800cc 231 CID | 1986 | ES, Holiday, GT, LS, S, SL | US5050 |
| 3.8L V6 3800cc 231 CID | 1987 | Brougham, GT, LS, S, SL | US5050 |
| 3.8L V6 3800cc 231 CID | 1988 | Base, International, Brougham, LS, S, SL | US5050 |
| 4.3L V6 260 CID | 1982 | Base, Brougham, LS | US5014P |
| 4.3L V6 260 CID | 1982 | Base, Brougham, LS; W/O Pulley | US5014 |
| 4.3L V6 260 CID | 1983 | Brougham, LS | US5014P |
| 4.3L V6 260 CID | 1983 | Brougham, LS; W/O Pulley | US5014 |
| 4.3L V6 260 CID | 1984-1985 | Brougham, LS, Cruiser LS | US5014P |
| 4.3L V6 260 CID | 1984-1985 | Brougham, LS, Cruiser LS; W/O Pulley | US5014 |
| CUTLASS CRUISER | | | |
| 2.5L L4 2474cc 151 CID | 1987 | Brougham, LS | US5041 |
| 2.5L L4 2474cc 151 CID | 1987 | Main; With Multi-Groove pulley | US5067 |
| 2.5L L4 2474cc 151 CID | 1988 | Brougham LS, LS, SL | US5041 |
| 2.5L L4 2474cc 151 CID | 1989 | Base, SL | US5041 |
| 2.5L L4 2474cc 151 CID | 1990 | Base | US5041 |
| 2.8L V6 173 CID | 1987 | Brougham, LS | US5033 |
| 2.8L V6 173 CID | 1988 | Brougham LS, LS, SL | US5033 |
| 2.8L V6 173 CID | 1989 | Base, SL | US5033 |
| 3.1L V6 189 CID | 1994 | Base, S, Special Edition | US5033 |
| 3.3L V6 204 CID | 1989-1990 | Base, SL | US5050 |
| 3.3L V6 204 CID | 1991-1992 | S, SL | US5050 |
| 3.3L V6 204 CID | 1993 | Base, S | US5050 |

| Engine | Years | Application Description | USMW |
|--------------------------------|-----------|--|---------|
| OLDSMOBILE (CONT.) | | | |
| CUTLASS CRUISER (CONT.) | | | |
| 3.8L V6 3800cc 231 CID | 1980-1981 | Base, Brougham | US1018 |
| 3.8L V6 3800cc 231 CID | 1980-1981 | High performance - Base, Brougham | US1018H |
| 3.8L V6 3800cc 231 CID | 1982 | Base | US1018 |
| 3.8L V6 3800cc 231 CID | 1982 | High performance - Base | US1018H |
| 3.8L V6 3800cc 231 CID | 1987 | Brougham, LS | US5050 |
| 3.8L V6 3800cc 231 CID | 1988 | Brougham LS, SL, LS | US5050 |
| 4.3L V8 260 CID | 1980-1981 | Base, Brougham; Exc. Air Cond. | US1100 |
| 4.3L V8 260 CID | 1982 | Base | US1100 |
| 5.0L V8 305 CID | 1980 | Base, Brougham | US1121 |
| 5.0L V8 305 CID | 1980 | High performance - Base, Brougham | US1121H |
| 5.0L V8 305 CID | 1982 | Base : With Air Cond. | US1121 |
| 5.0L V8 305 CID | 1982 | High performance - Base : With Air Cond. | US1121H |
| 5.0L V8 307 CID | 1981 | Base; , Brougham; Exc. Air Cond. | US1100 |
| 5.0L V8 307 CID | 1982-1983 | Base : With Air Cond. | US1120 |
| 5.0L V8 307 CID | 1982-1983 | Base; Exc. Air Cond. | US1100 |
| 5.0L V8 307 CID | 1982-1983 | High performance - Base : With Air Cond. | US1120H |
| 5.7L V8 350 CID | 1980-1981 | Base, Brougham; Exc. Air Cond. | US1100 |
| 5.7L V8 350 CID | 1980 | Base, Brougham : With Air Cond. | US1120 |
| 5.7L V8 350 CID | 1980 | High performance - Base, Brougham : With Air Cond. | US1120H |
| 5.7L V8 350 CID | 1981 | Brougham : With Air Cond. | US1120 |
| 5.7L V8 350 CID | 1981 | High performance - Brougham : With Air Cond. | US1120H |
| 5.7L V8 350 CID | 1982 | Base | US1120 |
| 5.7L V8 350 CID | 1982 | High performance - Base | US1120H |
| 5.7L V8 350 CID | 1983 | Base : With Air Cond. | US1120 |
| 5.7L V8 350 CID | 1983 | Base; Exc. Air Cond. | US1100 |
| 5.7L V8 350 CID | 1983 | High performance - Base : With Air Cond. | US1120H |
| CUTLASS SALON | | | |
| 3.8L V6 231 CID | 1979 | High performance - Main | US1018H |
| 3.8L V6 231 CID | 1979 | Main | US1018 |
| 3.8L V6 3800cc 231 CID | 1978-1979 | High performance - Main | US1018H |
| 3.8L V6 3800cc 231 CID | 1978-1979 | Main | US1018 |
| 3.8L V6 3800cc 231 CID | 1980 | Base, Brougham | US1018 |
| 3.8L V6 3800cc 231 CID | 1980 | High performance - Base, Brougham | US1018H |
| 3.8L V6 3800cc 231 CID | 1985-1987 | Base | US1018 |
| 3.8L V6 3800cc 231 CID | 1985-1987 | High performance - Base | US1018H |
| 4.3L V8 260 CID | 1975-1979 | High performance - Main; Air Cond | US1120H |
| 4.3L V8 260 CID | 1975-1979 | Main; Air Cond | US1120 |
| 4.3L V8 260 CID | 1975-1979 | Main; Exc. Air Cond. | US1100 |
| 4.3L V8 260 CID | 1980 | Base, Brougham : With Air Cond. | US1120 |
| 4.3L V8 260 CID | 1980 | Base; , Brougham; Exc. Air Cond. | US1100 |
| 4.3L V8 260 CID | 1980 | High performance - Base, Brougham : With Air Cond. | US1120H |
| 5.0L V8 305 CID | 1980 | Base, Brougham | US1121 |
| 5.0L V8 305 CID | 1980 | High performance - Base, Brougham | US1121H |
| 5.0L V8 307 CID | 1985-1986 | 442, Base : Exc. Air Cond. | US1100 |
| 5.0L V8 307 CID | 1985-1986 | 442, Base : With Air Cond. | US1120 |
| 5.0L V8 307 CID | 1985-1986 | High performance - 442, Base : With Air Cond. | US1120H |
| 5.0L V8 307 CID | 1987 | Base | US1120 |
| 5.0L V8 307 CID | 1987 | High performance - Base | US1120H |
| 5.7L V8 350 CID | 1975-1979 | High performance - Main; Air Cond | US1120H |
| 5.7L V8 350 CID | 1975-1979 | Main; Air Cond | US1120 |
| 5.7L V8 350 CID | 1975-1979 | Main; Exc. Air Cond. | US1100 |
| 5.7L V8 350 CID | 1980 | Base, Brougham : With Air Cond. | US1120 |
| 5.7L V8 350 CID | 1980 | Base; , Brougham; Exc. Air Cond. | US1100 |
| 5.7L V8 350 CID | 1980 | High performance - Base, Brougham : With Air Cond. | US1120H |
| 5.7L V8 350 CID | 1985 | Base | US1120 |
| 5.7L V8 350 CID | 1985 | High performance - Base | US1120H |
| 6.6L V8 403 CID | 1977 | High performance - Main; Air Cond | US1120H |
| 6.6L V8 403 CID | 1977 | Main; Air Cond | US1120 |
| 6.6L V8 403 CID | 1977 | Main; Exc. Air Cond. | US1100 |
| 7.5L V8 455 CID | 1975-1976 | High performance - Main; Air Cond | US1120H |
| 7.5L V8 455 CID | 1975-1976 | Main; Air Cond | US1120 |
| 7.5L V8 455 CID | 1975-1976 | Main; Exc. Air Cond. | US1100 |

| Engine | Years | Application Description | USMW |
|------------------------|-----------|--|---------|
| CUTLASS SUPREME | | | |
| 2.3L L4 138 CID | 1990-1991 | Base | US5043 |
| 2.3L L4 140 CID | 1990 | Base, International | US5043 |
| 2.8L V6 173 CID | 1988 | Base, International, SL, Indy 500 Pace Car | US5033 |
| 2.8L V6 173 CID | 1989 | Base, International, SL | US5033 |
| 3.1L V6 189 CID | 1989-1991 | Base, International, SL | US5033 |
| 3.1L V6 189 CID | 1992-1993 | Base, International, S | US5033 |
| 3.1L V6 189 CID | 1994 | Base, S | US5033 |
| 3.1L V6 189 CID | 1995-1997 | Base, SL | US5033 |
| 3.4L V6 207 CID | 1991 | Base, SL, International | US5033 |
| 3.4L V6 207 CID | 1992 | International, S | US5033 |
| 3.4L V6 207 CID | 1993 | Base, International, S | US5033 |
| 3.4L V6 207 CID | 1994 | Base, S | US5033 |
| 3.4L V6 207 CID | 1995-1996 | Base, SL | US5033 |
| 3.8L V6 3800cc 231 CID | 1980-1986 | Base, Brougham | US1018 |
| 3.8L V6 3800cc 231 CID | 1980-1986 | High performance - Base, Brougham | US1018H |
| 3.8L V6 3800cc 231 CID | 1981-1985 | Base, Brougham, LS | US1018 |
| 3.8L V6 3800cc 231 CID | 1981-1985 | High performance - Base, Brougham, LS | US1018H |
| 3.8L V6 3800cc 231 CID | 1983 | Brougham | US1018 |
| 3.8L V6 3800cc 231 CID | 1983 | High performance - Brougham | US1018H |
| 3.8L V6 3800cc 231 CID | 1987 | 442, Base, Brougham | US1018 |
| 3.8L V6 3800cc 231 CID | 1987 | High performance - 442, Base, Brougham | US1018H |
| 4.3L V6 260 CID | 1982-1983 | Base, Brougham | US1120 |
| 4.3L V6 260 CID | 1982-1983 | High performance - Base, Brougham | US1120H |
| 4.3L V6 260 CID | 1984 | Base, Brougham | US5012 |
| 4.3L V8 260 CID | 1980 | Base, Brougham; Exc. Air Cond. | US1100 |
| 4.3L V8 260 CID | 1981 | Base, Brougham; , LS; Exc. Air Cond. | US1100 |
| 4.3L V8 260 CID | 1982 | Base, Brougham | US1100 |
| 5.0L V8 305 CID | 1980 | Base, Brougham | US1121 |
| 5.0L V8 305 CID | 1980 | High performance - Base, Brougham | US1121H |
| 5.0L V8 307 CID | 1982-1983 | Base, Brougham : With Air Cond. | US1120 |
| 5.0L V8 307 CID | 1982-1983 | Base; , Brougham; Exc. Air Cond. | US1100 |
| 5.0L V8 307 CID | 1982-1983 | High performance - Base, Brougham : With Air Cond. | US1120H |
| 5.0L V8 307 CID | 1984 | Base, Brougham; Exc. Air Cond. | US1100 |
| 5.0L V8 307 CID | 1984 | Base; Brougham : With Air Cond. | US1120 |
| 5.0L V8 307 CID | 1984 | High performance - Base; Brougham : With Air Cond. | US1120H |
| 5.0L V8 307 CID | 1985 | Base; Brougham | US1120 |
| 5.0L V8 307 CID | 1985 | High performance - Base; Brougham; LS | US1120H |
| 5.0L V8 307 CID | 1986 | Base, Brougham | US1120 |
| 5.0L V8 307 CID | 1986 | High performance - Base, Brougham | US1120H |
| 5.0L V8 307 CID | 1987 | 442, Base, Brougham | US1120 |
| 5.0L V8 307 CID | 1987 | High performance - 442, Base, Brougham | US1120H |
| 5.0L V8 307 CID | 1988 | Classic, Classic Brougham, Classic Brougham; 1 Outlet | US1120 |
| 5.0L V8 307 CID | 1988 | High performance - Classic Brougham; Classic Brougham, Classic | US1120H |
| 5.7L V8 350 CID | 1980-1984 | Base, Brougham : With Air Cond. | US1120 |
| 5.7L V8 350 CID | 1980-1984 | Base, Brougham; Exc. Air Cond. | US1100 |
| 5.7L V8 350 CID | 1980-1984 | High performance - Base, Brougham : With Air Cond. | US1120H |
| 5.7L V8 350 CID | 1981 | Base, Brougham, LS : With Air Cond. | US1120 |
| 5.7L V8 350 CID | 1981 | Base, Brougham; , LS; Exc. Air Cond. | US1100 |
| 5.7L V8 350 CID | 1981 | High performance - Base, Brougham, LS : With Air Cond. | US1120H |
| 5.7L V8 350 CID | 1982 | Base; Brougham | US1120 |
| 5.7L V8 350 CID | 1982 | High performance - Base; Brougham | US1120H |
| 5.7L V8 350 CID | 1985 | Base, Brougham, LS | US1120 |
| 5.7L V8 350 CID | 1985 | High performance - Base, Brougham, LS | US1120H |
| CUTLASS TIARA | | | |
| 4.3L V8 260 CID | 1976 | High performance - Main; Air Cond | US1120H |
| 4.3L V8 260 CID | 1976 | Main; Air Cond | US1120 |
| 4.3L V8 260 CID | 1976 | Main; Exc. Air Cond. | US1100 |
| 5.7L V8 350 CID | 1976 | High performance - Main; Air Cond | US1120H |
| 5.7L V8 350 CID | 1976 | Main; Air Cond | US1120 |
| 5.7L V8 350 CID | 1976 | Main; Exc. Air Cond. | US1100 |
| 7.5L V8 455 CID | 1976 | High performance - Main; Air Cond | US1120H |
| 7.5L V8 455 CID | 1976 | Main; Air Cond | US1120 |

| Engine | Years | Application Description | USMW |
|------------------------------|-----------|---|---------|
| OLDSMOBILE (CONT.) | | | |
| CUTLASS TIARA (CONT.) | | | |
| 7.5L V8 455 CID | 1976 | Main; Exc. Air Cond. | US1100 |
| DELMONT 88 | | | |
| 5.7L V8 350 CID | 1968 | With A/C | US926 |
| 7.5L V8 455 CID | 1968 | With A/C | US926 |
| DELTA 88 | | | |
| 3.0L V6 181 CID | 1986 | Royale, Royale Brougham | US5050 |
| 3.8L V6 231 CID | 1977 | High performance - Main | US1018H |
| 3.8L V6 231 CID | 1977 | Main | US1018 |
| 3.8L V6 3800cc 231 CID | 1977-1979 | High performance - Main | US1018H |
| 3.8L V6 3800cc 231 CID | 1977-1979 | Main | US1018 |
| 3.8L V6 3800cc 231 CID | 1980-1981 | Base, Holiday, Royale, Royale Brougham | US1018 |
| 3.8L V6 3800cc 231 CID | 1980-1981 | High performance - Base, Holiday, Royale Brougham, Royale | US1018H |
| 3.8L V6 3800cc 231 CID | 1982-1983 | Base, Royale, Royale Brougham | US1018 |
| 3.8L V6 3800cc 231 CID | 1982-1983 | High performance - Base, Royale Brougham, Royale | US1018H |
| 3.8L V6 3800cc 231 CID | 1984 | High performance - Royale Brougham LS, Royale Brougham, Royale | US1018H |
| 3.8L V6 3800cc 231 CID | 1984 | Royale Brougham LS, Royale, Royale Brougham | US1018 |
| 3.8L V6 3800cc 231 CID | 1985 | High performance - Royale Brougham, Royale | US1018H |
| 3.8L V6 3800cc 231 CID | 1985 | Royale, Royale Brougham | US1018 |
| 3.8L V6 3800cc 231 CID | 1986-1991 | Royale, Royale Brougham | US5050 |
| 4.3L V8 260 CID | 1977-1979 | High performance - Main; Air Cond | US1120H |
| 4.3L V8 260 CID | 1977-1979 | Main; Air Cond | US1120 |
| 4.3L V8 260 CID | 1977-1979 | Main; Exc. Air Cond. | US1100 |
| 4.3L V8 260 CID | 1980-1981 | Base, Royale Brougham, Royale, Holiday : With Air Cond. | US1120 |
| 4.3L V8 260 CID | 1980-1981 | Base; , Royale Brougham; , Royale; , Holiday; Exc. Air Cond. | US1100 |
| 4.3L V8 260 CID | 1980-1981 | High performance - Base, Royale Brougham, Royale, Holiday : With Air Cond. | US1120H |
| 4.3L V8 260 CID | 1982 | Base, Royale Brougham, Royale : With Air Cond. | US1120 |
| 4.3L V8 260 CID | 1982 | Base; , Royale Brougham; , Royale; Exc. Air Cond. | US1100 |
| 4.3L V8 260 CID | 1982 | High performance - Base, Royale Brougham, Royale : With Air Cond. | US1120H |
| 4.9L V8 301 CID | 1979 | Main | US975 |
| 5.0L V8 307 CID | 1980-1981 | Base, Holiday, Royale Brougham, Royale : With Air Cond. | US1120 |
| 5.0L V8 307 CID | 1980-1981 | Base; , Holiday; , Royale Brougham; , Royale; Exc. Air Cond. | US1100 |
| 5.0L V8 307 CID | 1980-1981 | High performance - Base, Holiday, Royale Brougham, Royale : With Air Cond. | US1120H |
| 5.0L V8 307 CID | 1982-1983 | Base, Royale Brougham, Royale : With Air Cond. | US1120 |
| 5.0L V8 307 CID | 1982-1983 | Base; , Royale Brougham; , Royale; Exc. Air Cond. | US1100 |
| 5.0L V8 307 CID | 1982-1983 | High performance - Base, Royale Brougham, Royale : With Air Cond. | US1120H |
| 5.0L V8 307 CID | 1984-1985 | High performance - Royale Brougham LS, Royale Brougham, Royale : With Air Cond. | US1120H |
| 5.0L V8 307 CID | 1984-1985 | Royale Brougham LS; , Royale Brougham; , Royale; Exc. Air Cond. | US1100 |
| 5.0L V8 307 CID | 1984-1985 | Royale Brougham LS; With Air Cond., Royale Brougham; With Air Cond., Royale; With Air Cond. | US1120 |
| 5.7L V8 350 CID | 1968-1970 | With A/C | US926 |
| 5.7L V8 350 CID | 1975-1979 | High performance - Main; Air Cond | US1120H |
| 5.7L V8 350 CID | 1975-1979 | Main; Air Cond | US1120 |
| 5.7L V8 350 CID | 1975-1979 | Main; Exc. Air Cond. | US1100 |
| 5.7L V8 350 CID | 1980-1981 | Base, Holiday, Royale Brougham, Royale : With Air Cond. | US1120 |
| 5.7L V8 350 CID | 1980-1981 | Base; , Holiday; , Royale Brougham; Royale; Exc. Air Cond. | US1100 |

| Engine | Years | Application Description | USMW |
|------------------------|-----------|---|---------|
| 5.7L V8 350 CID | 1980-1981 | High performance - Base, Holiday, Royale Brougham, Royale : With Air Cond. | US1120H |
| 5.7L V8 350 CID | 1982-1983 | Base, Royale Brougham, Royale : With Air Cond. | US1120 |
| 5.7L V8 350 CID | 1982-1983 | Base; , Royale Brougham; , Royale; Exc. Air Cond. | US1100 |
| 5.7L V8 350 CID | 1982-1983 | High performance - Base, Royale Brougham, Royale : With Air Cond. | US1120H |
| 5.7L V8 350 CID | 1984-1985 | High performance - Royale Brougham LS, Royale Brougham, Royale : With Air Cond. | US1120H |
| 5.7L V8 350 CID | 1984-1985 | Royale Brougham LS; , Royale Brougham; Royale; Exc. Air Cond. | US1100 |
| 5.7L V8 350 CID | 1984-1985 | Royale Brougham LS; With Air Cond., Royale Brougham; With Air Cond., Royale; With Air Cond. | US1120 |
| 6.6L V8 400 CID | 1975 | High performance - Main; Air Cond | US1120H |
| 6.6L V8 400 CID | 1975 | Main; Air Cond | US1120 |
| 6.6L V8 400 CID | 1975 | Main; Exc. Air Cond. | US1100 |
| 6.6L V8 403 CID | 1977-1979 | High performance - Main; Air Cond | US1120H |
| 6.6L V8 403 CID | 1977-1979 | Main; Air Cond | US1120 |
| 6.6L V8 403 CID | 1977-1979 | Main; Exc. Air Cond. | US1100 |
| 7.5L V8 455 CID | 1968-1970 | With A/C | US926 |
| 7.5L V8 455 CID | 1975-1976 | High performance - Main; Air Cond | US1120H |
| 7.5L V8 455 CID | 1975-1976 | Main; Air Cond | US1120 |
| 7.5L V8 455 CID | 1975-1976 | Main; Exc. Air Cond. | US1100 |
| F85 | | | |
| 5.7L V8 350 CID | 1968-1970 | With A/C | US926 |
| 7.5L V8 455 CID | 1970 | With A/C | US926 |
| FIRENZA | | | |
| 1.8L L4 112 CID | 1982 | LX, S, SX | US5007 |
| 1.8L L4 112 CID | 1982 | LX, SX | US5017 |
| 1.8L L4 112 CID | 1983 | Cruiser LX, Cruiser S, Cruiser SX, LX, SX, S | US5017 |
| 1.8L L4 112 CID | 1984 | Base, Brougham LX, Brougham SX, ES, GT, Cruiser, Cruiser LX, Cruiser SX, S | US5017 |
| 1.8L L4 112 CID | 1985 | Base, Brougham LX, Brougham SX, ES, GT, Cruiser LX, Cruiser SX | US5017 |
| 1.8L L4 112 CID | 1986 | Base, Cruiser LX, Cruiser, LX, S, LC | US5017 |
| 2.0L L4 121 CID | 1987 | Base, Cruiser, LC, LX, S | US5032 |
| 2.0L L4 121 CID | 1988 | Base, Cruiser | US5032 |
| 2.0L L4 122 CID | 1983 | Cruiser LX, Cruiser S, SX, LX, Cruiser SX, S | US5007 |
| 2.0L L4 122 CID | 1984 | Base, Brougham LX, Brougham SX, ES, GT, Cruiser, Cruiser LX, Cruiser SX, S | US5007 |
| 2.0L L4 122 CID | 1985 | Base, Brougham LX, Brougham SX, ES, GT, Cruiser LX, Cruiser SX | US5007 |
| 2.0L L4 122 CID | 1986 | Base, Cruiser LX, Cruiser, LX, S, LC | US5007 |
| 2.0L L4 122 CID | 1987 | Base, Cruiser, LC, LX, S | US5036 |
| 2.0L L4 122 CID | 1988 | Base, Cruiser | US5036 |
| 2.8L V6 173 CID | 1985 | Base, Brougham LX, Brougham SX, Cruiser LX, Cruiser SX, ES, GT | US5020 |
| 2.8L V6 173 CID | 1986 | GT | US5020 |
| 2.8L V6 173 CID | 1987 | GT | US5033 |
| INTRIGUE | | | |
| 3.5L V6 214 CID | 1999-2002 | GL, GLS, GX | US5085 |
| 3.8L V6 3800cc 231 CID | 1998 | Base, GLS, GL | US5075 |
| 3.8L V6 3800cc 231 CID | 1999 | GL, GX | US5075 |
| LSS | | | |
| 3.8L V6 3800cc 231 CID | 1996-1999 | Base | US5075 |
| OMEGA | | | |
| 2.5L L4 2474cc 151 CID | 1980 | Base, Brougham, SX | US5000 |
| 2.5L L4 2474cc 151 CID | 1980 | Base, Brougham, SX; With pulley | US5000P |
| 2.5L L4 2474cc 151 CID | 1981 | Base, Brougham, ES, Sport, SX | US5000 |
| 2.5L L4 2474cc 151 CID | 1981 | Base, Brougham, ES, Sport, SX; With pulley | US5000P |
| 2.5L L4 2474cc 151 CID | 1982-1984 | Base, Brougham, ES; With pulley | US5000P |
| 2.5L L4 2474cc 151 CID | 1982 | Base, Brougham, ES, ESC | US5000 |
| 2.5L L4 2474cc 151 CID | 1983-1984 | Base, Brougham, ES | US5000 |
| 2.5L L4 2474cc 151 CID | 1983 | Base, Brougham, ES, ESC; With pulley | US5000P |
| 2.8L V6 173 CID | 1980 | Base, Brougham, SX | US5001 |
| 2.8L V6 173 CID | 1981 | Base, Brougham, SX, ES, Sport | US5001 |
| 2.8L V6 173 CID | 1982-1984 | Base, Brougham, ES | US5001 |

| Engine | Years | Application Description | USMW |
|---------------------------|-----------|---|---------|
| OLDSMOBILE (CONT.) | | | |
| OMEGA (CONT.) | | | |
| 3.8L V6 231 CID | 1977 | High performance - Main | US1018H |
| 3.8L V6 231 CID | 1977 | Main | US1018 |
| 3.8L V6 3800cc 231 CID | 1978-1979 | High performance - Main | US1018H |
| 3.8L V6 3800cc 231 CID | 1978-1979 | Main | US1018 |
| 4.1L L6 250 CID | 1974 | With A/C | US927 |
| 4.1L L6 250 CID | 1975-1976 | Main | US1107 |
| 4.3L V8 260 CID | 1975-1977 | High performance - Main; Air Cond | US1120H |
| 4.3L V8 260 CID | 1975-1977 | Main; Air Cond | US1120 |
| 4.3L V8 260 CID | 1975-1977 | Main; Exc. Air Cond. | US1100 |
| 5.7L V8 350 CID | 1975-1979 | High performance - Main; Air Cond | US1120H |
| 5.7L V8 350 CID | 1975-1979 | Main; Air Cond | US1120 |
| 5.7L V8 350 CID | 1975-1979 | Main; Exc. Air Cond. | US1100 |
| REGENCY | | | |
| 3.8L V6 3800cc 231 CID | 1997-1998 | Base | US5075 |
| SILHOUETTE | | | |
| 3.1L V6 189 CID | 1990-1994 | Base | US5033 |
| 3.4L V6 207 CID | 1996 | Base | US5033 |
| 3.4L V6 207 CID | 1997 | Base, GL, GLS | US5033 |
| 3.4L V6 207 CID | 1998-1999 | GL, GLS, GS, Premiere | US5033 |
| 3.4L V6 207 CID | 2000-2004 | GL, GLS, Premiere | US5033 |
| 3.8L V6 3800cc 231 CID | 1992-1995 | Base | US5050 |
| STARFIRE | | | |
| 2.3L L4 2294cc 140 CID | 1976-1977 | Main | US1113 |
| 2.5L L4 2474cc 151 CID | 1978-1979 | Main | US1107 |
| 2.5L L4 2474cc 151 CID | 1980 | Base, Firenze, GT, SX | US1107 |
| 3.8L V6 231 CID | 1975-1976 | High performance - Main | US1018H |
| 3.8L V6 231 CID | 1975-1976 | Main | US1018 |
| 3.8L V6 3800cc 231 CID | 1977-1979 | High performance - Main | US1018H |
| 3.8L V6 3800cc 231 CID | 1977-1979 | Main | US1018 |
| 3.8L V6 3800cc 231 CID | 1980 | Base, Firenze, GT, SX | US1018 |
| 3.8L V6 3800cc 231 CID | 1980 | High performance - Base, Firenze, GT, SX | US1018H |
| 5.0L V8 305 CID | 1977-1979 | Main | US1069 |
| TORONADO | | | |
| 3.8L V6 3800cc 231 CID | 1986 | Brougham | US5050 |
| 3.8L V6 3800cc 231 CID | 1987 | Brougham, Trofeo | US5050 |
| 3.8L V6 3800cc 231 CID | 1988-1992 | Base, Trofeo | US5050 |
| 4.1L V6 252 CID | 1981-1984 | Brougham | US1018 |
| 4.1L V6 252 CID | 1981-1984 | High performance - Brougham | US1018H |
| 5.0L V8 307 CID | 1980-1981 | Brougham, XSC : With Air Cond. | US1120 |
| 5.0L V8 307 CID | 1980-1981 | Brougham; , XSC; Exc. Air Cond. | US1100 |
| 5.0L V8 307 CID | 1980-1981 | High performance - Brougham, XSC : With Air Cond. | US1120H |
| 5.0L V8 307 CID | 1982-1984 | Brougham | US1120 |
| 5.0L V8 307 CID | 1982-1984 | High performance - Brougham | US1120H |
| 5.0L V8 307 CID | 1985 | Brougham, Caliente | US1120 |
| 5.0L V8 307 CID | 1985 | High performance - Brougham, Caliente | US1120H |
| 5.7L V8 350 CID | 1979 | High performance - Main; Air Cond | US1120H |
| 5.7L V8 350 CID | 1979 | Main; Air Cond | US1120 |
| 5.7L V8 350 CID | 1979 | Main; Exc. Air Cond. | US1100 |
| 5.7L V8 350 CID | 1980-1981 | Brougham, XSC : With Air Cond. | US1120 |
| 5.7L V8 350 CID | 1980-1981 | Brougham; , XSC; Exc. Air Cond. | US1100 |
| 5.7L V8 350 CID | 1980-1981 | High performance - Brougham, XSC : With Air Cond. | US1120H |
| 5.7L V8 350 CID | 1982-1984 | Brougham | US1120 |
| 5.7L V8 350 CID | 1982-1984 | High performance - Brougham | US1120H |
| 5.7L V8 350 CID | 1985 | Brougham, Caliente | US1120 |
| 5.7L V8 350 CID | 1985 | High performance - Brougham, Caliente | US1120H |
| 6.6L V8 403 CID | 1977-1978 | High performance - Main; Air Cond | US1120H |
| 6.6L V8 403 CID | 1977-1978 | Main; Air Cond | US1120 |
| 6.6L V8 403 CID | 1977-1978 | Main; Exc. Air Cond. | US1100 |
| 7.5L V8 455 CID | 1975-1976 | High performance - Main; Air Cond | US1120H |
| 7.5L V8 455 CID | 1975-1976 | Main; Air Cond | US1120 |
| 7.5L V8 455 CID | 1975-1976 | Main; Exc. Air Cond. | US1100 |
| VISTA CRUISER | | | |
| 5.7L V8 350 CID | 1968-1970 | With A/C | US926 |
| 7.5L V8 455 CID | 1970 | With A/C | US926 |

| Engine | Years | Application Description | USMW |
|-------------------------|-----------|---------------------------------------|----------|
| PEUGEOT | | | |
| 206 | | | |
| 1.4L L4 1360cc 83 CID | 2000-2008 | FI; SOHC (Mex), Main (Mex) | US8936 |
| 1.6L L4 1587cc 97 CID | 2001-2009 | Main (Mex) | US8937 |
| 1.6L L4 1587cc 97 CID | 2002-2008 | DOHC; FI (Mex), Main (Mex) | US8937 |
| 207 | | | |
| 1.6L L4 1598cc 98 CID | 2008-2009 | DOHC; Main; Turbocharged (Mex) | US8937 |
| 1.6L L4 1598cc 98 CID | 2010 | CC; Main (Mex) | US8937 |
| 505 | | | |
| 2.0L L4 1971cc | 1980-1982 | Base | US9193 |
| 2.0L L4 1971cc | 1983 | Base, STI | US9193 |
| 2.0L L4 1971cc | 1984-1986 | GL, S, STI | US9193 |
| 2.0L L4 1971cc | 1987 | Liberte | US9193 |
| 206 (MEX) | | | |
| 1.4L L4 1360cc 83 CID | 2000-2009 | | US8936 |
| 1.6L L4 1587cc 97 CID | 2001-2009 | | US8937 |
| 207 (MEX) | | | |
| 1.4L L4 1386cc 85 CID | 2009 | | US8936 |
| 1.6L L4 1587cc 97 CID | 2008-2009 | | US8937 |
| 1.6L L4 1587cc 97 CID | 2010 | CC | US8937 |
| 306 (MEX) | | | |
| 1.8L L4 1766cc 107 CID | 1998-2000 | | US1562 |
| 1.8L L4 1766cc 107 CID | 2001-2002 | | US8974 |
| 2.0L L4 1998cc 122 CID | 2001-2002 | | US1569 |
| 306SR (MEX) | | | |
| 1.6L L4 1587cc 97 CID | 1997 | | US1562 |
| 307 (MEX) | | | |
| 2.0L L4 1998cc 122 CID | 2003-2010 | | US8954 |
| 406 (MEX) | | | |
| 2.0L L4 1998cc 122 CID | 2000-2005 | | US8954 |
| GRAND RAID | | | |
| 1.6L L4 1587cc 97 CID | 2007-2009 | Main (Mex) | US8937 |
| GRAND RAID (MEX) | | | |
| 1.6L L4 1587cc 97 CID | 2007-2009 | | US8937 |
| PARTNER | | | |
| 1.6L L4 1587cc 97 CID | 2004-2009 | Main (Mex) | US8937 |
| PARTNER (MEX) | | | |
| 1.6L L4 1584cc 97 CID | 2004 | | US8937 |
| 1.6L L4 1587cc 97 CID | 2005-2009 | | US8937 |
| PLYMOUTH | | | |
| ACCLAIM | | | |
| 2.5L L4 2507cc 153 CID | 1989 | Base, LE | US7122 |
| 2.5L L4 2507cc 153 CID | 1990-1991 | Base, LE | US7127 |
| 2.5L L4 2507cc 153 CID | 1992-1995 | Base | US7127 |
| 3.0L V6 2972cc 181 CID | 1989 | LX | US7121 |
| 3.0L V6 2972cc 181 CID | 1989 | LX; With back plate housing | US7121-2 |
| 3.0L V6 2972cc 181 CID | 1990-1991 | Base, LE, LX | US7121 |
| 3.0L V6 2972cc 181 CID | 1990-1991 | Base, LE, LX; With back plate housing | US7121-2 |
| 3.0L V6 2972cc 181 CID | 1992-1995 | Base | US7121 |
| 3.0L V6 2972cc 181 CID | 1992-1995 | Base; With back plate housing | US7121-2 |
| ARROW | | | |
| 1.6L L4 1597cc 98 CID | 1976-1977 | Main | US1012 |
| 1.6L L4 1597cc 98 CID | 1978-1979 | Main | US7105 |
| 1.6L L4 1597cc 98 CID | 1980 | Base, GS, GT | US7105 |
| 2.0L L4 1997cc 122 CID | 1976-1978 | Main | US7116 |
| 2.6L L4 2555cc 156 CID | 1979 | Main | US7116 |
| 2.6L L4 2555cc 156 CID | 1980 | Base, GS, GT | US7116 |
| ARROW PICKUP | | | |
| 2.0L L4 1997cc 122 CID | 1979 | Main | US7116 |
| 2.0L L4 1997cc 122 CID | 1980-1982 | Base, Sport | US7116 |
| 2.6L L4 2555cc 156 CID | 1979 | Main | US7116 |
| 2.6L L4 2555cc 156 CID | 1980-1982 | Base, Sport | US7116 |
| BARRACUDA | | | |
| 4.5L V8 4473cc 273 CID | 1964-1968 | Main | US919 |
| 5.2L V8 318 CID | 1968-1969 | Main | US919 |
| 5.2L V8 5212cc 318 CID | 1966-1969 | Main | US919 |



WATER PUMP APPLICATION GUIDE

USMW
Professional Series

| Engine | Years | Application Description | USMW |
|--------------------------|-----------|-----------------------------------|---------|
| PLYMOUTH (CONT.) | | | |
| BARRACUDA (CONT.) | | | |
| 5.6L V8 340 CID | 1968-1969 | Main | US919 |
| 5.6L V8 5572cc 340 CID | 1968-1969 | Main | US919 |
| BARRACUDA (MEX) | | | |
| 5.2L V8 5200cc 318 CID | 1967-1969 | | US907 |
| 5.2L V8 5200cc 318 CID | 1967 | | US919 |
| BELVEDERE | | | |
| 4.5L V8 273 CID | 1968 | Main | US919 |
| 4.5L V8 4473cc 273 CID | 1964-1968 | Main | US919 |
| 5.2L V8 317 CID | 1958-1959 | Main | US919 |
| 5.2L V8 318 CID | 1968-1969 | Main | US919 |
| 5.2L V8 5212cc 318 CID | 1958-1969 | Main | US919 |
| BELVEDERE II | | | |
| 4.5L V8 273 CID | 1965-1967 | Main | US919 |
| 5.2L V8 318 CID | 1965-1967 | Main | US919 |
| BREEZE | | | |
| 2.0L L4 1996cc 122 CID | 1996-2000 | Base | US7150 |
| 2.0L L4 1996cc 122 CID | 1998-1999 | Base, Espresso | US7150 |
| 2.4L L4 2429cc 148 CID | 1997-2000 | Base | US7156 |
| 2.4L L4 2429cc 148 CID | 1998-1999 | Base, Espresso | US7156 |
| CARAVELLE | | | |
| 2.2L L4 135 CID | 1985 | High performance - SE | US7110H |
| 2.2L L4 135 CID | 1985 | SE | US7110 |
| 2.2L L4 135 CID | 1986-1988 | Base, SE | US7110 |
| 2.2L L4 135 CID | 1986-1988 | High performance - Base, SE | US7110H |
| 2.5L L4 2507cc 153 CID | 1986-1988 | Base, SE | US7110 |
| 2.5L L4 2507cc 153 CID | 1986-1988 | High performance - Base, SE | US7110H |
| 2.6L L4 2555cc 156 CID | 1985 | SE | US7111 |
| CHAMP | | | |
| 1.4L L4 1410cc | 1979 | Main | US7106 |
| 1.4L L4 1410cc | 1980 | Base | US7106 |
| 1.4L L4 1410cc | 1981 | Base | US7115 |
| 1.4L L4 1410cc | 1982 | Base, Custom, Deluxe | US7115 |
| 1.6L L4 1597cc 98 CID | 1979 | Main | US7104 |
| 1.6L L4 1597cc 98 CID | 1980 | Base, Custom | US7104 |
| 1.6L L4 1597cc 98 CID | 1981 | Base, Custom | US7108 |
| 1.6L L4 1597cc 98 CID | 1982 | Custom | US7108 |
| COLT | | | |
| 1.4L L4 1410cc | 1979 | Main | US7106 |
| 1.4L L4 1410cc | 1983 | Base, Deluxe | US7115 |
| 1.4L L4 1410cc | 1984 | DL, E | US7115 |
| 1.5L L4 1468cc 90 CID | 1985-1988 | DL, E, Premier | US7115 |
| 1.5L L4 1468cc 90 CID | 1989 | Base, DL, GT, E | US7115 |
| 1.5L L4 1468cc 90 CID | 1990 | Base, DL, GT, GL | US7115 |
| 1.5L L4 1468cc 90 CID | 1991-1994 | Base, GL | US7115 |
| 1.6L L4 1597cc 98 CID | 1976-1977 | Main | US1012 |
| 1.6L L4 1597cc 98 CID | 1978 | Main | US7105 |
| 1.6L L4 1597cc 98 CID | 1979 | Main | US7104 |
| 1.6L L4 1597cc 98 CID | 1983 | Base, Custom, Deluxe | US7108 |
| 1.6L L4 1597cc 98 CID | 1984 | DL | US7108 |
| 1.6L L4 1597cc 98 CID | 1985-1988 | DL, Premier | US7108 |
| 1.6L L4 1597cc 98 CID | 1987 | Premier | US7108 |
| 1.6L L4 1597cc 98 CID | 1989-1990 | GT | US7131 |
| 1.8L L4 1754cc 107 CID | 1989-1990 | DL | US7108 |
| 1.8L L4 1834cc 112 CID | 1992 | Vista, Vista SE | US7135 |
| 1.8L L4 1834cc 112 CID | 1993 | Base, GL, Vista | US7135 |
| 1.8L L4 1834cc 112 CID | 1994 | Base, GL, FI; Vista, FI; Vista SE | US7135 |
| 2.0L L4 1995cc 122 CID | 1976-1978 | Main | US7116 |
| 2.0L L4 1997cc 122 CID | 1984-1991 | Vista | US7118 |
| 2.4L L4 2351cc | 1992 | Vista | US9168 |
| 2.4L L4 2351cc | 1993-1994 | Vista, Vista SE | US7148 |
| 2.6L L4 2555cc 156 CID | 1978-1979 | Main | US7116 |
| CONQUEST | | | |
| 2.6L L4 2555cc 156 CID | 1984 | Base; Exc. Intercooler | US7115 |
| 2.6L L4 2555cc 156 CID | 1985-1986 | Base | US7120 |

| Engine | Years | Application Description | USMW |
|------------------------|-----------|---------------------------------------|----------|
| CRICKET | | | |
| 1.5L L4 1498cc | 1971-1973 | | US1010 |
| CUSTOM | | | |
| 5.2L V8 5212cc 318 CID | 1958-1961 | Main | US919 |
| DUSTER | | | |
| 3.7L L6 3687cc 225 CID | 1975-1976 | Main | US7100 |
| 5.2L V8 318 CID | 1975-1976 | High performance - Main | US1053H |
| 5.2L V8 318 CID | 1975-1976 | Main | US1053 |
| 5.9L V8 360 CID | 1975-1976 | High performance - Main | US1053H |
| 5.9L V8 360 CID | 1975-1976 | Main | US1053 |
| FLEET SPECIAL | | | |
| 5.2L V8 5212cc 318 CID | 1960-1963 | Main | US919 |
| FURY | | | |
| 3.7L L6 3687cc 225 CID | 1975-1978 | Main | US7100 |
| 4.5L V8 273 CID | 1965 | Main | US919 |
| 4.5L V8 4473cc 273 CID | 1964-1965 | Main | US919 |
| 5.2L V8 317 CID | 1958-1959 | Main | US919 |
| 5.2L V8 318 CID | 1959-1969 | Main | US919 |
| 5.2L V8 318 CID | 1975-1978 | High performance - Main | US1053H |
| 5.2L V8 318 CID | 1975-1978 | Main | US1053 |
| 5.2L V8 5212cc 318 CID | 1958-1969 | Main | US919 |
| 5.9L V8 360 CID | 1975-1978 | High performance - Main | US1053H |
| 5.9L V8 360 CID | 1975-1978 | Main | US1053 |
| 6.6L V8 400 CID | 1975-1978 | Main | US1040 |
| 7.2L V8 440 CID | 1975-1978 | Main | US1040 |
| FURY I | | | |
| 5.2L V8 318 CID | 1968-1969 | Main | US919 |
| 5.2L V8 5212cc 318 CID | 1968-1969 | Main | US919 |
| FURY II | | | |
| 4.5L V8 273 CID | 1965 | Main | US919 |
| 5.2L V8 318 CID | 1965-1969 | Main | US919 |
| 5.2L V8 5212cc 318 CID | 1968-1969 | Main | US919 |
| FURY III | | | |
| 4.5L V8 273 CID | 1965 | Main | US919 |
| 5.2L V8 318 CID | 1965-1969 | Main | US919 |
| 5.2L V8 5212cc 318 CID | 1968-1969 | Main | US919 |
| GRAN FURY | | | |
| 3.7L L6 3687cc 225 CID | 1980 | Base, Salon | US7100 |
| 3.7L L6 3687cc 225 CID | 1981-1983 | Base | US7100 |
| 5.2L V8 318 CID | 1975-1977 | High performance - Main | US1053H |
| 5.2L V8 318 CID | 1975-1977 | Main | US1053 |
| 5.2L V8 318 CID | 1980-1988 | Base, Salon | US1053 |
| 5.2L V8 318 CID | 1980-1988 | High performance - Base, Salon | US1053H |
| 5.2L V8 318 CID | 1981-1983 | Base | US1053 |
| 5.2L V8 318 CID | 1981-1983 | High performance - Base | US1053H |
| 5.2L V8 318 CID | 1984-1989 | High performance - Salon | US1053H |
| 5.2L V8 318 CID | 1984-1989 | Salon | US1053 |
| 5.2L V8 5211cc 318 CID | 1985 | High performance - Salon | US1053H |
| 5.2L V8 5211cc 318 CID | 1985 | Salon | US1053 |
| 5.9L V8 360 CID | 1975-1977 | High performance - Main | US1053H |
| 5.9L V8 360 CID | 1975-1977 | Main | US1053 |
| 5.9L V8 360 CID | 1980 | Base, Salon | US1053 |
| 5.9L V8 360 CID | 1980 | High performance - Base, Salon | US1053H |
| 6.6L V8 400 CID | 1975-1977 | Main | US1040 |
| 7.2L V8 440 CID | 1975-1977 | Main | US1040 |
| GRAND VOYAGER | | | |
| 2.4L L4 2429cc 148 CID | 1996 | Base, SE; Hydraulic Tensioner | US7153 |
| 2.4L L4 2429cc 148 CID | 1996 | Base, SE; Mechanical Tensioner | US7156 |
| 2.4L L4 2429cc 148 CID | 1997 | Base, SE | US7156 |
| 2.5L L4 2507cc 153 CID | 1988 | High performance - SE | US7110H |
| 2.5L L4 2507cc 153 CID | 1988 | SE | US7110 |
| 3.0L V6 2972cc 181 CID | 1988 | LE | US7121 |
| 3.0L V6 2972cc 181 CID | 1988 | LE; With back plate housing | US7121-2 |
| 3.0L V6 2972cc 181 CID | 1989 | LE, SE | US7121 |
| 3.0L V6 2972cc 181 CID | 1989 | LE, SE; With back plate housing | US7121-2 |
| 3.0L V6 2972cc 181 CID | 1992-1993 | Base, LE, SE | US7121 |
| 3.0L V6 2972cc 181 CID | 1992-1993 | Base, LE, SE; With back plate housing | US7121-2 |
| 3.0L V6 2972cc 181 CID | 1994 | Base | US7121 |

| Engine | Years | Application Description | USMW |
|------------------------------|-----------|---|----------|
| PLYMOUTH (CONT.) | | | |
| GRAND VOYAGER (CONT.) | | | |
| 3.0L V6 2972cc 181 CID | 1994 | Base; With back plate housing | US7121-2 |
| 3.0L V6 2972cc 181 CID | 1995-2000 | Base, SE | US7121 |
| 3.0L V6 2972cc 181 CID | 1995-2000 | Base, SE; With back plate housing | US7121-2 |
| 3.0L V6 2972cc 181 CID | 1998-1999 | Base, Espresso, SE | US7121 |
| 3.0L V6 2972cc 181 CID | 1998-1999 | Base, Espresso, SE; With back plate housing | US7121-2 |
| 3.3L V6 3301cc 201 CID | 1990-1994 | LE, SE | US7126 |
| 3.3L V6 3301cc 201 CID | 1995 | LE | US7126 |
| 3.3L V6 3301cc 201 CID | 1996 | SE | US7126 |
| 3.3L V6 3301cc 201 CID | 1997-2000 | Base, SE | US7126 |
| 3.3L V6 3301cc 201 CID | 1998-1999 | Base, Espresso, SE | US7126 |
| 3.8L V6 230 CID | 1994-1995 | LE | US7126 |
| 3.8L V6 230 CID | 1999 | Espresso, SE | US7126 |
| GRAND VOYAGER (MEX) | | | |
| 3.8L V6 3800cc 232 CID | 1997 | | US7126 |
| GTX | | | |
| 5.2L V8 318 CID | 1968 | Main | US919 |
| 5.2L V8 5212cc 318 CID | 1968 | Main | US919 |
| HORIZON | | | |
| 1.6L L4 1595cc 97 CID | 1983 | Base, Custom | US7113 |
| 1.6L L4 1595cc 97 CID | 1984-1986 | Base, SE | US7113 |
| 1.7L L4 105 CID | 1978-1979 | Main | US7101 |
| 1.7L L4 105 CID | 1980 | Base | US7101 |
| 1.7L L4 105 CID | 1981 | Base, Miser | US7101 |
| 1.7L L4 105 CID | 1982 | Base, E-Type, Miser | US7101 |
| 1.7L L4 105 CID | 1983 | Base, Custom | US7101 |
| 2.2L L4 135 CID | 1981 | Base, Miser | US7110 |
| 2.2L L4 135 CID | 1981 | High performance - Base, Miser | US7110H |
| 2.2L L4 135 CID | 1982 | Base, E-Type, Miser | US7110 |
| 2.2L L4 135 CID | 1982 | High performance - Base, E-Type, Miser | US7110H |
| 2.2L L4 135 CID | 1983 | Base, Custom | US7110 |
| 2.2L L4 135 CID | 1983 | High performance - Base, Custom | US7110H |
| 2.2L L4 135 CID | 1984-1986 | Base, SE | US7110 |
| 2.2L L4 135 CID | 1984-1986 | High performance - Base, SE | US7110H |
| 2.2L L4 135 CID | 1987-1988 | America | US7110 |
| 2.2L L4 135 CID | 1987-1988 | High performance - America | US7110H |
| 2.2L L4 135 CID | 1989 | America | US7122 |
| 2.2L L4 135 CID | 1990 | Base | US7127 |
| LASER | | | |
| 1.8L L4 1755cc 107 CID | 1990 | Base, RS | US7108 |
| 1.8L L4 1755cc 107 CID | 1991-1994 | Base | US7108 |
| 2.0L L4 1997cc 122 CID | 1990-1994 | RS | US9212 |
| NEON | | | |
| 2.0L L4 1996cc 122 CID | 1995-1999 | | US7150 |
| 2.0L L4 1996cc 122 CID | 2000-2001 | High Line, LX | US7150 |
| PB100 | | | |
| 3.7L L6 3687cc 225 CID | 1975-1979 | Main | US7100 |
| 3.7L L6 3687cc 225 CID | 1980 | Voyager | US7100 |
| 5.2L V8 5211cc 318 CID | 1975-1978 | High performance - Main | US1053H |
| 5.2L V8 5211cc 318 CID | 1975-1978 | Main | US1053 |
| 5.2L V8 5211cc 318 CID | 1979 | High performance - Main; Air Pump | US1053H |
| 5.2L V8 5211cc 318 CID | 1979 | Main; Air Pump | US1053 |
| 5.2L V8 5211cc 318 CID | 1980 | High performance - Voyager | US1053H |
| 5.2L V8 5211cc 318 CID | 1980 | Voyager | US1053 |
| 5.9L V8 360 CID | 1976-1978 | High performance - Main | US1053H |
| 5.9L V8 360 CID | 1976-1978 | Main | US1053 |
| PB150 | | | |
| 3.7L L6 3687cc 225 CID | 1981-1983 | Voyager | US7100 |
| 5.2L V8 5211cc 318 CID | 1981-1983 | High performance - Voyager | US1053H |
| 5.2L V8 5211cc 318 CID | 1981-1983 | Voyager | US1053 |
| PB200 | | | |
| 3.7L L6 3687cc 225 CID | 1975-1978 | Main | US7100 |
| 3.7L L6 3687cc 225 CID | 1980 | Voyager | US7100 |
| 5.2L V8 5211cc 318 CID | 1975-1978 | High performance - Main | US1053H |
| 5.2L V8 5211cc 318 CID | 1975-1978 | Main | US1053 |
| 5.2L V8 5211cc 318 CID | 1979 | High performance - Main; Air Pump | US1053H |
| 5.2L V8 5211cc 318 CID | 1979 | Main; Air Pump | US1053 |

| Engine | Years | Application Description | USMW |
|------------------------|-----------|-------------------------------------|---------|
| 5.2L V8 5211cc 318 CID | 1980 | High performance - Voyager | US1053H |
| 5.2L V8 5211cc 318 CID | 1980 | Voyager | US1053 |
| 5.9L V8 360 CID | 1975-1978 | High performance - Main | US1053H |
| 5.9L V8 360 CID | 1975-1978 | Main | US1053 |
| 5.9L V8 360 CID | 1979 | High performance - Main; Air Pump | US1053H |
| 5.9L V8 360 CID | 1979 | Main; Air Pump | US1053 |
| 5.9L V8 360 CID | 1980 | High performance - Voyager | US1053H |
| 5.9L V8 360 CID | 1980 | Voyager | US1053 |
| 6.6L V8 400 CID | 1976-1978 | Main | US1040 |
| 7.2L V8 440 CID | 1976-1978 | Main | US1040 |
| PB250 | | | |
| 3.7L L6 3687cc 225 CID | 1981-1983 | Voyager | US7100 |
| 5.2L V8 5211cc 318 CID | 1981-1983 | High performance - Voyager | US1053H |
| 5.2L V8 5211cc 318 CID | 1981-1983 | Voyager | US1053 |
| 5.9L V8 360 CID | 1981 | High performance - Voyager | US1053H |
| 5.9L V8 360 CID | 1981 | Voyager | US1053 |
| PB300 | | | |
| 5.2L V8 5211cc 318 CID | 1975-1978 | High performance - Main | US1053H |
| 5.2L V8 5211cc 318 CID | 1975-1978 | Main | US1053 |
| 5.2L V8 5211cc 318 CID | 1979 | High performance - Main; Air Pump | US1053H |
| 5.2L V8 5211cc 318 CID | 1979 | Main; Air Pump | US1053 |
| 5.2L V8 5211cc 318 CID | 1980 | High performance - Voyager | US1053H |
| 5.2L V8 5211cc 318 CID | 1980 | Voyager | US1053 |
| 5.9L V8 360 CID | 1975-1978 | High performance - Main | US1053H |
| 5.9L V8 360 CID | 1975-1978 | Main | US1053 |
| 5.9L V8 360 CID | 1979 | High performance - Main; Air Pump | US1053H |
| 5.9L V8 360 CID | 1979 | Main; Air Pump | US1053 |
| 5.9L V8 360 CID | 1980 | High performance - Voyager | US1053H |
| 5.9L V8 360 CID | 1980 | Voyager | US1053 |
| 6.6L V8 400 CID | 1976-1978 | Main | US1040 |
| 7.2L V8 440 CID | 1976-1978 | Main | US1040 |
| PB350 | | | |
| 5.2L V8 5211cc 318 CID | 1981-1983 | High performance - Voyager | US1053H |
| 5.2L V8 5211cc 318 CID | 1981-1983 | Voyager | US1053 |
| 5.9L V8 360 CID | 1981-1983 | High performance - Voyager | US1053H |
| 5.9L V8 360 CID | 1981-1983 | Voyager | US1053 |
| PLAZA | | | |
| 5.2L V8 317 CID | 1958 | Main | US919 |
| 5.2L V8 5212cc 318 CID | 1958 | Main | US919 |
| PROWLER | | | |
| 3.5L V6 3497cc 215 CID | 1997 | Base; 3 Bolt Pattern | US7151 |
| 3.5L V6 3497cc 215 CID | 1997 | Base; 6 Bolt Pattern | US7158 |
| 3.5L V6 3497cc 215 CID | 1999-2001 | Base | US7162 |
| RELIANT | | | |
| 2.2L L4 135 CID | 1981-1984 | Base, Custom, SE | US7110 |
| 2.2L L4 135 CID | 1981-1984 | High performance - Base, Custom, SE | US7110H |
| 2.2L L4 135 CID | 1985-1986 | Base, LE, SE | US7110 |
| 2.2L L4 135 CID | 1985-1986 | High performance - Base, LE, SE | US7110H |
| 2.2L L4 135 CID | 1987 | Base, LE | US7110 |
| 2.2L L4 135 CID | 1987 | High performance - Base, LE | US7110H |
| 2.2L L4 135 CID | 1988 | America | US7110 |
| 2.2L L4 135 CID | 1988 | High performance - America | US7110H |
| 2.2L L4 135 CID | 1989 | America | US7122 |
| 2.5L L4 2507cc 153 CID | 1986 | High performance - LE, SE | US7110H |
| 2.5L L4 2507cc 153 CID | 1986 | LE, SE | US7110 |
| 2.5L L4 2507cc 153 CID | 1987 | High performance - LE | US7110H |
| 2.5L L4 2507cc 153 CID | 1987 | LE | US7110 |
| 2.5L L4 2507cc 153 CID | 1988 | America | US7110 |
| 2.5L L4 2507cc 153 CID | 1988 | High performance - America | US7110H |
| 2.5L L4 2507cc 153 CID | 1989 | America | US7122 |
| 2.6L L4 2555cc 156 CID | 1981-1984 | Base, Custom, SE | US7111 |
| 2.6L L4 2555cc 156 CID | 1985 | LE, SE | US7111 |
| ROADRUNNER | | | |
| 4.5L V8 273 CID | 1968 | Main | US919 |
| 4.5L V8 4473cc 273 CID | 1968 | Main | US919 |
| 5.2L V8 318 CID | 1968 | Main | US919 |
| 5.2L V8 5212cc 318 CID | 1968 | Main | US919 |
| 5.6L V8 5572cc 340 CID | 1968 | Main | US919 |

| Engine | Years | Application Description | USMW |
|-------------------------|-----------|---|----------|
| PLYMOUTH (CONT.) | | | |
| SAPORO | | | |
| 1.6L L4 1597cc 98 CID | 1978-1979 | Main | US7105 |
| 2.6L L4 2555cc 156 CID | 1978-1979 | Main | US7116 |
| 2.6L L4 2555cc 156 CID | 1980-1983 | Base | US7116 |
| SATELLITE | | | |
| 4.5L V8 273 CID | 1968 | Main | US919 |
| 4.5L V8 4473cc 273 CID | 1965-1968 | Main | US919 |
| 5.2L V8 318 CID | 1968-1969 | Main | US919 |
| 5.2L V8 5212cc 318 CID | 1965-1969 | Main | US919 |
| 5.6L V8 5572cc 340 CID | 1968-1969 | Main | US919 |
| SAVOY | | | |
| 4.5L V8 4473cc 273 CID | 1964 | Main | US919 |
| 5.2L V8 317 CID | 1958-1959 | Main | US919 |
| 5.2L V8 318 CID | 1960-1961 | Main | US919 |
| 5.2L V8 5212cc 318 CID | 1958-1964 | Main | US919 |
| SCAMP | | | |
| 2.2L L4 135 CID | 1983 | Base | US7110 |
| 2.2L L4 135 CID | 1983 | High performance - Base | US7110H |
| 3.7L L6 3687cc 225 CID | 1975-1976 | Main | US7100 |
| 5.2L V8 318 CID | 1975-1976 | High performance - Main | US1053H |
| 5.2L V8 318 CID | 1975-1976 | Main | US1053 |
| SPORT WAGON | | | |
| 5.2L V8 5212cc 318 CID | 1960-1961 | Main | US919 |
| SUBURBAN | | | |
| 5.2L V8 317 CID | 1958-1959 | Main | US919 |
| 5.2L V8 318 CID | 1958-1961 | Main | US919 |
| 5.2L V8 5212cc 318 CID | 1958-1961 | Main | US919 |
| SUNDANCE | | | |
| 2.2L L4 135 CID | 1987 | Base | US7110 |
| 2.2L L4 135 CID | 1987 | High performance - Base | US7110H |
| 2.2L L4 135 CID | 1988 | Base, RS | US7110 |
| 2.2L L4 135 CID | 1988 | High performance - Base, RS | US7110H |
| 2.2L L4 135 CID | 1989 | Base | US7122 |
| 2.2L L4 135 CID | 1990-1994 | Base | US7127 |
| 2.2L L4 135 CID | 1991-1992 | America, High Line | US7127 |
| 2.5L L4 2507cc 153 CID | 1988 | Base | US7110 |
| 2.5L L4 2507cc 153 CID | 1988 | High performance - Base | US7110H |
| 2.5L L4 2507cc 153 CID | 1989 | | US7122 |
| 2.5L L4 2507cc 153 CID | 1990-1991 | | US7127 |
| 2.5L L4 2507cc 153 CID | 1992 | Duster, High Line | US7127 |
| 2.5L L4 2507cc 153 CID | 1993-1994 | Base, Duster | US7127 |
| 3.0L V6 2972cc 181 CID | 1992-1994 | Duster | US7121 |
| 3.0L V6 2972cc 181 CID | 1992-1994 | Duster; With back plate housing | US7121-2 |
| TC3 | | | |
| 1.7L L4 105 CID | 1980 | Base | US7101 |
| 1.7L L4 105 CID | 1981 | Base, Miser | US7101 |
| 1.7L L4 105 CID | 1982 | Custom, Miser | US7101 |
| 2.2L L4 135 CID | 1981 | Base, Miser | US7110 |
| 2.2L L4 135 CID | 1981 | High performance - Base, Miser | US7110H |
| 2.2L L4 135 CID | 1982 | Custom, Turismo, Miser | US7110 |
| 2.2L L4 135 CID | 1982 | High performance - Custom, Turismo, Miser | US7110H |
| TRAILDUSTER | | | |
| 3.7L L6 3687cc 225 CID | 1975-1979 | Main | US7100 |
| 3.7L L6 3687cc 225 CID | 1980 | Base | US7100 |
| 5.2L V8 5211cc 318 CID | 1975-1978 | High performance - Main | US1053H |
| 5.2L V8 5211cc 318 CID | 1975-1978 | Main | US1053 |
| 5.2L V8 5211cc 318 CID | 1979 | High performance - Main; Air Pump | US1053H |
| 5.2L V8 5211cc 318 CID | 1979 | Main; Air Pump | US1053 |
| 5.2L V8 5211cc 318 CID | 1980-1981 | Base | US1053 |
| 5.2L V8 5211cc 318 CID | 1980-1981 | High performance - Base | US1053H |
| 5.9L V8 360 CID | 1975-1978 | High performance - Main | US1053H |
| 5.9L V8 360 CID | 1975-1978 | Main | US1053 |
| 5.9L V8 360 CID | 1979 | High performance - Main; Air Pump | US1053H |
| 5.9L V8 360 CID | 1979 | Main; Air Pump | US1053 |
| 5.9L V8 360 CID | 1980-1981 | Base | US1053 |
| 5.9L V8 360 CID | 1980-1981 | High performance - Base | US1053H |
| 6.6L V8 400 CID | 1976-1978 | Main | US1040 |

| Engine | Years | Application Description | USMW |
|------------------------|-----------|-------------------------------------|----------|
| 7.2L V8 440 CID | 1975-1978 | Main | US1040 |
| TURISMO | | | |
| 1.6L L4 1595cc 97 CID | 1983-1986 | Base | US7113 |
| 1.7L L4 105 CID | 1983 | Base | US7101 |
| 2.2L L4 135 CID | 1983-1987 | Base | US7110 |
| 2.2L L4 135 CID | 1983-1987 | High performance - Base | US7110H |
| TURISMO 2.2 | | | |
| 2.2L L4 135 CID | 1983-1986 | Base | US7110 |
| 2.2L L4 135 CID | 1983-1986 | High performance - Base | US7110H |
| VALIANT | | | |
| 3.7L L6 3687cc 225 CID | 1975-1976 | Main | US7100 |
| 4.5L V8 273 CID | 1964-1969 | Main | US919 |
| 4.5L V8 4473cc 273 CID | 1964-1969 | Main | US919 |
| 5.2L V8 318 CID | 1968-1969 | Main | US919 |
| 5.2L V8 318 CID | 1975-1976 | High performance - Main | US1053H |
| 5.2L V8 318 CID | 1975-1976 | Main | US1053 |
| 5.2L V8 5212cc 318 CID | 1968-1969 | Main | US919 |
| 5.2L V8 5212cc 318 CID | 1970-1974 | High performance - Main | US1053H |
| 5.2L V8 5212cc 318 CID | 1970-1974 | Main | US1053 |
| 5.6L V8 5572cc 340 CID | 1968-1969 | Main | US919 |
| 5.9L V8 360 CID | 1976 | High performance - Main | US1053H |
| 5.9L V8 360 CID | 1976 | Main | US1053 |
| VALIANT (MEX) | | | |
| 3.7L L6 3700cc 225 CID | 1974-1976 | Duster; Inclined engine. | US7100 |
| 3.7L L6 3700cc 225 CID | 1981 | | US7100 |
| 5.2L V8 5200cc 318 CID | 1970-1975 | Super Bee | US1053 |
| 5.9L V8 5900cc 360 CID | 1976-1979 | Super Bee | US1053 |
| VIP | | | |
| 5.2L V8 5212cc 318 CID | 1967 | Main | US919 |
| VOLARE | | | |
| 3.7L L6 3687cc 225 CID | 1976-1979 | Main | US7100 |
| 3.7L L6 3687cc 225 CID | 1980 | Base | US7100 |
| 5.2L V8 318 CID | 1976-1978 | High performance - Main | US1053H |
| 5.2L V8 318 CID | 1976-1978 | Main | US1053 |
| 5.2L V8 318 CID | 1979 | High performance - Main; Air Pump | US1053H |
| 5.2L V8 318 CID | 1979 | Main; Air Pump | US1053 |
| 5.2L V8 318 CID | 1980 | Base | US1053 |
| 5.2L V8 318 CID | 1980 | High performance - Base | US1053H |
| 5.9L V8 360 CID | 1976-1978 | High performance - Main | US1053H |
| 5.9L V8 360 CID | 1976-1978 | Main | US1053 |
| 5.9L V8 360 CID | 1979 | High performance - Main; Air Pump | US1053H |
| 5.9L V8 360 CID | 1979 | Main; Air Pump | US1053 |
| 5.9L V8 360 CID | 1980 | Base | US1053 |
| 5.9L V8 360 CID | 1980 | High performance - Base | US1053H |
| VOLARE (MEX) | | | |
| 2.2L L4 2200cc 135 CID | 1982-1988 | K | US7110 |
| 3.7L L6 3700cc 225 CID | 1982 | Inclined engine | US7100 |
| VOYAGER | | | |
| 2.2L L4 135 CID | 1984-1987 | Base, LE, SE | US7110 |
| 2.2L L4 135 CID | 1984-1987 | High performance - Base, LE, SE | US7110H |
| 2.4L L4 2429cc 148 CID | 1996 | Base, SE; Hydraulic Tensioner | US7153 |
| 2.4L L4 2429cc 148 CID | 1996 | Base, SE; Mechanical Tensioner | US7156 |
| 2.4L L4 2429cc 148 CID | 1997 | Base, SE | US7156 |
| 2.4L L4 2429cc 148 CID | 1998-2000 | Base | US7156 |
| 2.5L L4 2507cc 153 CID | 1987 | High performance - SE | US7110H |
| 2.5L L4 2507cc 153 CID | 1987 | SE | US7110 |
| 2.5L L4 2507cc 153 CID | 1988 | Base, LE, SE | US7110 |
| 2.5L L4 2507cc 153 CID | 1988 | High performance - Base, LE, SE | US7110H |
| 2.5L L4 2507cc 153 CID | 1989 | Base, LE, SE | US7122 |
| 2.5L L4 2507cc 153 CID | 1990 | Base, LE, SE | US7127 |
| 2.5L L4 2507cc 153 CID | 1991 | Base, LE, LX, SE | US7127 |
| 2.5L L4 2507cc 153 CID | 1992-1993 | Base, SE | US7127 |
| 2.5L L4 2507cc 153 CID | 1994-1995 | Base | US7127 |
| 2.6L L4 2555cc 156 CID | 1984-1987 | Base, LE, SE | US7111 |
| 3.0L V6 2972cc 181 CID | 1987-1989 | LE, SE | US7121 |
| 3.0L V6 2972cc 181 CID | 1987-1989 | LE, SE; With back plate housing | US7121-2 |
| 3.0L V6 2972cc 181 CID | 1990 | LE, LX, SE | US7121 |
| 3.0L V6 2972cc 181 CID | 1990 | LE, LX, SE; With back plate housing | US7121-2 |

| Engine | Years | Application Description | USMW |
|-------------------------|-----------|---|----------|
| PLYMOUTH (CONT.) | | | |
| VOYAGER (CONT.) | | | |
| 3.0L V6 2972cc 181 CID | 1991-1994 | Base, LE, LX, SE | US7121 |
| 3.0L V6 2972cc 181 CID | 1991-1994 | Base, LE, LX, SE; With back plate housing | US7121-2 |
| 3.0L V6 2972cc 181 CID | 1995 | Base, LE, SE | US7121 |
| 3.0L V6 2972cc 181 CID | 1995 | Base, LE, SE; With back plate housing | US7121-2 |
| 3.0L V6 2972cc 181 CID | 1996-1998 | Base, SE | US7121 |
| 3.0L V6 2972cc 181 CID | 1996-1998 | Base, SE; With back plate housing | US7121-2 |
| 3.0L V6 2972cc 181 CID | 1999-2000 | Base | US7121 |
| 3.0L V6 2972cc 181 CID | 1999-2000 | Base; With back plate housing | US7121-2 |
| 3.3L V6 3301cc 201 CID | 1991-1993 | LE, SE | US7126 |
| 3.3L V6 3301cc 201 CID | 1994-1995 | Base, SE, LX, LE | US7126 |
| 3.3L V6 3301cc 201 CID | 1996 | SE | US7126 |
| 3.3L V6 3301cc 201 CID | 1997-2000 | Base, SE | US7126 |
| 3.3L V6 3301cc 201 CID | 1998-1999 | | US7126 |
| 3.8L V6 230 CID | 1999 | | US7126 |
| PONTIAC | | | |
| 6000 | | | |
| 2.5L L4 2474cc 151 CID | 1982-1986 | Base, LE | US5000 |
| 2.5L L4 2474cc 151 CID | 1982-1986 | Base, LE; With pulley | US5000P |
| 2.5L L4 2474cc 151 CID | 1987-1989 | Base, LE | US5041 |
| 2.5L L4 2474cc 151 CID | 1990-1991 | LE | US5041 |
| 2.8L V6 173 CID | 1982 | Base, LE | US5001 |
| 2.8L V6 173 CID | 1983-1986 | Base, LE, STE | US5001 |
| 2.8L V6 173 CID | 1987-1988 | Base, SE, STE, LE | US5033 |
| 2.8L V6 173 CID | 1989 | LE, Special Edition | US5033 |
| 3.1L V6 189 CID | 1988-1989 | STE | US5033 |
| 3.1L V6 189 CID | 1990-1991 | LE, Special Edition | US5033 |
| 4.3L V6 260 CID | 1982-1985 | Base, LE | US5014P |
| 4.3L V6 260 CID | 1982-1985 | Base, LE; W/O Pulley | US5014 |
| ACADIAN | | | |
| 5.7L V8 5736cc 350 CID | 1968 | Main | US850 |
| ASTRE | | | |
| 2.3L L4 2294cc 140 CID | 1975 | Main | US1088 |
| 2.3L L4 2294cc 140 CID | 1976-1977 | Main | US1113 |
| 2.5L L4 2474cc 151 CID | 1977 | Main | US1107 |
| AZTEK | | | |
| 3.4L V6 207 CID | 2001 | Base, GT | US5033 |
| 3.4L V6 207 CID | 2002-2003 | Base | US5033 |
| 3.4L V6 207 CID | 2004-2005 | Base, Rally | US5033 |
| BONNEVILLE | | | |
| 3.8L V6 3800cc 231 CID | 1980 | Base | US1018 |
| 3.8L V6 3800cc 231 CID | 1980 | High performance - Base | US1018H |
| 3.8L V6 3800cc 231 CID | 1981-1983 | Base, Brougham | US1018 |
| 3.8L V6 3800cc 231 CID | 1981-1983 | High performance - Base, Brougham | US1018H |
| 3.8L V6 3800cc 231 CID | 1984-1986 | Base, Brougham, LE | US1018 |
| 3.8L V6 3800cc 231 CID | 1984-1986 | High performance - Base, Brougham, LE | US1018H |
| 3.8L V6 3800cc 231 CID | 1987-1995 | | US5050 |
| 3.8L V6 3800cc 231 CID | 1989-1991 | LE, SE, SSE | US5050 |
| 3.8L V6 3800cc 231 CID | 1996-1999 | | US5075 |
| 3.8L V6 3800cc 231 CID | 2000-2003 | SE, SLE, SSEI | US5075 |
| 3.8L V6 3800cc 231 CID | 2004-2005 | SE, SLE | US5075 |
| 4.1L V6 252 CID | 1982 | Base, Brougham | US1018 |
| 4.1L V6 252 CID | 1982 | High performance - Base, Brougham | US1018H |
| 4.3L V6 262 CID | 1986 | Base, Brougham, LE | US1121 |
| 4.3L V6 262 CID | 1986 | High performance - Base, Brougham, LE | US1121H |
| 4.3L V8 265 CID | 1980-1981 | Base, Brougham | US975 |
| 4.6L V8 281 CID | 2004-2005 | GXP | US5072 |
| 4.9L V8 301 CID | 1977-1979 | Main | US975 |
| 4.9L V8 301 CID | 1980 | Base, Brougham, Safari | US975 |
| 5.0L V8 305 CID | 1983 | Base, Brougham | US1121 |
| 5.0L V8 305 CID | 1983 | High performance - Base, Brougham | US1121H |
| 5.0L V8 305 CID | 1984-1986 | Base, Brougham, LE | US1121 |
| 5.0L V8 305 CID | 1984-1986 | High performance - Base, Brougham, LE | US1121H |
| 5.0L V8 307 CID | 1981 | Base, Brougham, Safari; : With Air Cond. | US1120 |
| 5.0L V8 307 CID | 1981 | Base, Brougham, Safari; Exc. Air Cond. | US1100 |

| Engine | Years | Application Description | USMW |
|------------------------|-----------|---|---------|
| 5.0L V8 307 CID | 1981 | High performance - Base, Brougham, Safari : With Air Cond. | US1120H |
| 5.7L V8 350 CID | 1977-1978 | Main | US975 |
| 5.7L V8 350 CID | 1977-1978 | Main; Air Cond | US1120 |
| 5.7L V8 350 CID | 1977-1978 | Main; Exc. Air Cond. | US1100 |
| 5.7L V8 350 CID | 1977-1979 | High performance - Main; Air Cond | US1120H |
| 5.7L V8 350 CID | 1979 | Air Cond | US1120 |
| 5.7L V8 350 CID | 1979 | Exc. Air Cond. | US1100 |
| 5.7L V8 350 CID | 1979 | High performance - Main | US1018H |
| 5.7L V8 350 CID | 1979 | | US1018 |
| 5.7L V8 350 CID | 1980-1981 | Base, Brougham; , Safari; Exc. Air Cond. | US1100 |
| 5.7L V8 350 CID | 1980-1981 | Base; Brougham; Safari; : With Air Cond. | US1120 |
| 5.7L V8 350 CID | 1980-1981 | High performance - Base, Brougham, Safari : With Air Cond. | US1120H |
| 5.7L V8 350 CID | 1980 | Brougham, Safari | US1018 |
| 5.7L V8 350 CID | 1980 | High performance - Brougham, Safari | US1018H |
| 5.7L V8 350 CID | 1982-1983 | Base; , Brougham; Exc. Air Cond. | US1100 |
| 5.7L V8 350 CID | 1982-1983 | Base; Brougham | US1120 |
| 5.7L V8 350 CID | 1982-1983 | High performance - Base; Brougham | US1120H |
| 5.7L V8 350 CID | 1984 | Base; , Brougham; , LE; Exc. Air Cond. | US1100 |
| 5.7L V8 350 CID | 1984 | High performance - Base; Brougham; LE | US1120 |
| 5.7L V8 350 CID | 1984 | High performance - Base; Brougham; LE | US1120H |
| 6.4L V8 389 CID | 1959-1962 | Main | US850 |
| 6.4L V8 6376cc 389 CID | 1959-1966 | Main | US850 |
| 6.6L V8 400 CID | 1968 | Main | US850 |
| 6.6L V8 400 CID | 1975-1978 | High performance - Main; Air Cond | US1120H |
| 6.6L V8 400 CID | 1975-1978 | Main | US975 |
| 6.6L V8 400 CID | 1975-1978 | Main; Air Cond | US1120 |
| 6.6L V8 400 CID | 1975-1978 | Main; Exc. Air Cond. | US1100 |
| 6.6L V8 403 CID | 1977-1979 | High performance - Main; Air Cond | US1120H |
| 6.6L V8 403 CID | 1977-1979 | Main | US975 |
| 6.6L V8 403 CID | 1977-1979 | Main; Air Cond | US1120 |
| 6.6L V8 403 CID | 1977-1979 | Main; Exc. Air Cond. | US1100 |
| 6.6L V8 6555cc 400 CID | 1967-1968 | Main | US850 |
| 6.9L V8 6900cc 421 CID | 1963-1966 | Main | US850 |
| 7.0L V8 428 CID | 1968 | Main | US850 |
| 7.0L V8 7014cc 428 CID | 1967-1968 | Main | US850 |
| 7.5L V8 455 CID | 1975-1976 | Main | US975 |
| CATALINA | | | |
| 3.8L V6 3800cc 231 CID | 1978-1979 | High performance - Main | US1018H |
| 3.8L V6 3800cc 231 CID | 1978-1979 | Main | US1018 |
| 3.8L V6 3800cc 231 CID | 1980-1981 | Base | US1018 |
| 3.8L V6 3800cc 231 CID | 1980-1981 | High performance - Base | US1018H |
| 4.1L L6 250 CID | 1977-1979 | Main | US975 |
| 4.3L V8 265 CID | 1980-1981 | Base | US975 |
| 4.9L V8 301 CID | 1977-1979 | Main | US975 |
| 4.9L V8 301 CID | 1980 | Base, Safari | US975 |
| 5.0L V8 307 CID | 1981 | Base; , Safari; Exc. Air Cond. | US1100 |
| 5.0L V8 307 CID | 1981 | Base; Safari : With Air Cond. | US1120 |
| 5.0L V8 307 CID | 1981 | High performance - Base; Safari : With Air Cond. | US1120H |
| 5.7L V8 350 CID | 1976-1977 | Main | US975 |
| 5.7L V8 350 CID | 1976-1979 | High performance - Main; Air Cond | US1120H |
| 5.7L V8 350 CID | 1976-1979 | Main; Air Cond | US1120 |
| 5.7L V8 350 CID | 1976-1979 | Main; Exc. Air Cond. | US1100 |
| 5.7L V8 350 CID | 1978-1979 | High performance - Main | US1018H |
| 5.7L V8 350 CID | 1978-1979 | Main | US1018 |
| 5.7L V8 350 CID | 1980-1981 | Base; , Safari; Exc. Air Cond. | US1100 |
| 5.7L V8 350 CID | 1980-1981 | Base; Safari : With Air Cond. | US1120 |
| 5.7L V8 350 CID | 1980-1981 | High performance - Base; Safari : With Air Cond. | US1120H |
| 5.7L V8 350 CID | 1980 | High performance - Safari | US1018H |
| 5.7L V8 350 CID | 1980 | Safari | US1018 |
| 6.4L V8 6376cc 389 CID | 1959-1966 | Main | US850 |
| 6.6L V8 400 CID | 1967-1968 | Main | US850 |
| 6.6L V8 400 CID | 1975-1978 | High performance - Main; Air Cond | US1120H |
| 6.6L V8 400 CID | 1975-1978 | Main | US975 |
| 6.6L V8 400 CID | 1975-1978 | Main; Air Cond | US1120 |
| 6.6L V8 400 CID | 1975-1978 | Main; Exc. Air Cond. | US1100 |

| Engine | Years | Application Description | USMW |
|-------------------------|-----------|--|---------|
| PONTIAC (CONT.) | | | |
| CATALINA (CONT.) | | | |
| 6.6L V8 403 CID | 1977-1979 | High performance - Main; Air Cond | US1120H |
| 6.6L V8 403 CID | 1977-1979 | Main | US975 |
| 6.6L V8 403 CID | 1977-1979 | Main; Air Cond | US1120 |
| 6.6L V8 403 CID | 1977-1979 | Main; Exc. Air Cond. | US1100 |
| 6.6L V8 6555cc 400 CID | 1967-1968 | Main | US850 |
| 6.9L V8 6900cc 421 CID | 1961-1966 | Main | US850 |
| 7.0L V8 428 CID | 1968 | Main | US850 |
| 7.0L V8 7014cc 428 CID | 1967-1968 | Main | US850 |
| 7.5L V8 455 CID | 1975-1976 | Main | US975 |
| EXECUTIVE | | | |
| 6.6L V8 6555cc 400 CID | 1967-1968 | Main | US850 |
| 7.0L V8 7014cc 428 CID | 1967-1968 | Main | US850 |
| FIERO | | | |
| 2.5L L4 2474cc 151 CID | 1984-1985 | Base, SE, Sport | US5000 |
| 2.5L L4 2474cc 151 CID | 1986-1987 | SE, Sport, Value Leader | US5000 |
| 2.5L L4 2474cc 151 CID | 1988 | Sport, Value Leader | US5000 |
| 2.8L V6 173 CID | 1985 | GT, SE, Sport | US5001 |
| 2.8L V6 173 CID | 1986-1987 | GT, SE | US5001 |
| 2.8L V6 173 CID | 1988 | GT, Sport, Value Leader | US5001 |
| FIREBIRD | | | |
| 2.5L L4 2474cc 151 CID | 1982-1984 | Base, S/E | US1107 |
| 2.5L L4 2474cc 151 CID | 1985-1986 | Base | US5022 |
| 2.8L V6 173 CID | 1982-1984 | Base, S/E | US5006 |
| 2.8L V6 173 CID | 1985-1986 | Base, S/E | US5001 |
| 2.8L V6 173 CID | 1987-1989 | Base | US5037 |
| 3.1L V6 189 CID | 1990-1992 | Base | US5037 |
| 3.4L V6 207 CID | 1993-1995 | Base | US5070 |
| 3.8L V6 231 CID | 1977 | High performance - Main | US1018H |
| 3.8L V6 231 CID | 1977 | Main | US1018 |
| 3.8L V6 3800cc 231 CID | 1978-1979 | High performance - Main | US1018H |
| 3.8L V6 3800cc 231 CID | 1978-1979 | Main | US1018 |
| 3.8L V6 3800cc 231 CID | 1980 | Base, Esprit | US1018 |
| 3.8L V6 3800cc 231 CID | 1980 | High performance - Base, Esprit | US1018H |
| 3.8L V6 3800cc 231 CID | 1981 | Base, Esprit, Formula | US1018 |
| 3.8L V6 3800cc 231 CID | 1981 | High performance - Base, Esprit, Formula | US1018H |
| 3.8L V6 3800cc 231 CID | 1989 | High performance - Trans Am GTA SE, Trans Am | US1018H |
| 3.8L V6 3800cc 231 CID | 1989 | Trans Am, Trans Am GTA SE | US1018 |
| 3.8L V6 3800cc 231 CID | 1995 | Base | US5050 |
| 3.8L V6 3800cc 231 CID | 1996-2002 | Base | US5075 |
| 4.1L L6 250 CID | 1974 | With A/C | US927 |
| 4.1L L6 250 CID | 1975-1976 | Main | US1107 |
| 4.3L V8 265 CID | 1981 | Base, Esprit, Formula | US975 |
| 4.9L V8 301 CID | 1977-1979 | Main | US975 |
| 4.9L V8 301 CID | 1980-1981 | | US975 |
| 5.0L V8 305 CID | 1977-1979 | High performance - Main | US1121H |
| 5.0L V8 305 CID | 1977-1979 | Main | US1121 |
| 5.0L V8 305 CID | 1980 | Base, Esprit, Formula, Trans Am | US1121 |
| 5.0L V8 305 CID | 1980 | High performance - Base, Esprit, Formula, Trans Am | US1121H |
| 5.0L V8 305 CID | 1981 | Formula, Trans Am | US1121 |
| 5.0L V8 305 CID | 1981 | High performance - Formula, Trans Am | US1121H |
| 5.0L V8 305 CID | 1982-1987 | Base, Trans Am | US1121 |
| 5.0L V8 305 CID | 1982-1987 | High performance - Base, Trans Am | US1121H |
| 5.0L V8 305 CID | 1988 | Base, Trans Am | US5049 |
| 5.0L V8 305 CID | 1988 | High performance - Base, Trans Am | US5049H |
| 5.0L V8 305 CID | 1989-1992 | Base, Trans Am, Formula, Trans Am GTA | US5049 |
| 5.0L V8 305 CID | 1989-1992 | High performance - Base, Trans Am, Formula, Trans Am GTA | US5049H |
| 5.7L V8 350 CID | 1968 | Main | US850 |
| 5.7L V8 350 CID | 1975-1976 | Main | US975 |
| 5.7L V8 350 CID | 1975-1978 | High performance - Main; Air Cond | US1120H |
| 5.7L V8 350 CID | 1975-1978 | Main; Air Cond | US1120 |
| 5.7L V8 350 CID | 1975-1978 | Main; Exc. Air Cond. | US1100 |
| 5.7L V8 350 CID | 1977-1979 | High performance - Main | US1121H |
| 5.7L V8 350 CID | 1979 | Main | US1121 |

| Engine | Years | Application Description | USMW |
|------------------------|-----------|--|---------|
| 5.7L V8 350 CID | 1987 | Base, Trans Am | US1121 |
| 5.7L V8 350 CID | 1987 | High performance - Base, Trans Am | US1121H |
| 5.7L V8 350 CID | 1988 | High performance - Trans Am | US5049H |
| 5.7L V8 350 CID | 1988 | Trans Am | US5049 |
| 5.7L V8 350 CID | 1989-1992 | Formula, Trans Am GTA, Trans Am | US5049 |
| 5.7L V8 350 CID | 1989-1992 | High performance - Formula, Trans Am GTA, Trans Am | US5049H |
| 5.7L V8 350 CID | 1993-1997 | Formula, Trans Am | US5068 |
| 5.7L V8 350 CID | 1994 | Formula, Trans Am GT, Trans Am | US5068 |
| 5.7L V8 350 CID | 1998-2002 | Formula, Trans Am | US5081 |
| 5.7L V8 5733cc 350 CID | 1968 | Main | US850 |
| 6.6L V8 400 CID | 1967-1968 | Main | US850 |
| 6.6L V8 400 CID | 1975-1979 | High performance - Main; Air Cond | US1120H |
| 6.6L V8 400 CID | 1975-1979 | Main | US975 |
| 6.6L V8 400 CID | 1975-1979 | Main; Air Cond | US1120 |
| 6.6L V8 400 CID | 1975-1979 | Main; Exc. Air Cond. | US1100 |
| 6.6L V8 403 CID | 1977-1979 | High performance - Main; Air Cond | US1120H |
| 6.6L V8 403 CID | 1977-1979 | Main | US975 |
| 6.6L V8 403 CID | 1977-1979 | Main; Air Cond | US1120 |
| 6.6L V8 403 CID | 1977-1979 | Main; Exc. Air Cond. | US1100 |
| 6.6L V8 6555cc 400 CID | 1967-1968 | Main | US850 |
| 7.5L V8 455 CID | 1975-1976 | Main | US975 |
| G3 | | | |
| 1.6L L4 1598cc 98 CID | 2009-2010 | Base | US6184 |
| G3 (MEX) | | | |
| 1.6L L4 1606cc 98 CID | 2006-2008 | | US6046 |
| G4 (MEX) | | | |
| 2.2L L4 2190cc 134 CID | 2005-2006 | | US5092 |
| 2.4L L4 2395cc 146 CID | 2006 | | US5092 |
| G5 | | | |
| 2.2L L4 2198cc 134 CID | 2007-2008 | Base | US5092 |
| 2.2L L4 2198cc 134 CID | 2009 | Base, GT | US5092 |
| 2.4L L4 145 CID | 2008 | GT | US5092 |
| 2.4L L4 2384cc 145 CID | 2007 | GT | US5092 |
| G6 | | | |
| 2.4L L4 145 CID | 2010 | Base | US5092 |
| 2.4L L4 2384cc 145 CID | 2006-2010 | Base | US5092 |
| 3.5L V6 211 CID | 2005 | Base, GT | US5033 |
| 3.5L V6 214 CID | 2006 | Base, GT | US5033 |
| 3.5L V6 3490cc 213 CID | 2007-2010 | Base, GT | US6020 |
| 3.6L V6 217 CID | 2007 | GTP | US8932 |
| 3.6L V6 217 CID | 2008-2009 | GXP | US8932 |
| 3.9L V6 3880cc 237 CID | 2006 | GTP | US6020 |
| 3.9L V6 3880cc 237 CID | 2007-2009 | GT | US6020 |
| G8 | | | |
| 3.6L V6 217 CID | 2008-2009 | Base | US8932 |
| 6.0L V8 5967cc 364 CID | 2008-2009 | GT | US65N |
| 6.0L V8 5967cc 364 CID | 2008-2009 | GT; Includes thermostat and thermostat housing | US65N-T |
| 6.2L V8 6162cc 376 CID | 2009 | GXP | US79 |
| GRAND AM | | | |
| 2.0L L4 122 CID | 1987-1988 | LE, SE | US5036 |
| 2.0L L4 122 CID | 1989 | SE | US5036 |
| 2.2L L4 2198cc 134 CID | 2002 | GT, GT1, SE1, SE | US5092 |
| 2.2L L4 2198cc 134 CID | 2003 | GT, GT1, SE1, SE, SE2 | US5092 |
| 2.2L L4 2198cc 134 CID | 2004-2005 | SE | US5092 |
| 2.3L L4 138 CID | 1988 | Base, LE, SE | US5043 |
| 2.3L L4 138 CID | 1989-1991 | LE, SE | US5043 |
| 2.3L L4 138 CID | 1992-1995 | GT, SE | US5043 |
| 2.3L L4 140 CID | 1989-1990 | SE | US5043 |
| 2.3L L4 140 CID | 1991 | LE, SE | US5043 |
| 2.3L L4 140 CID | 1992-1994 | GT | US5043 |
| 2.4L L4 2392cc 146 CID | 1996-1999 | GT, SE | US5076 |
| 2.4L L4 2392cc 146 CID | 2000 | GT, SE, GT1, SE1, SE2 | US5076 |
| 2.4L L4 2392cc 146 CID | 2001 | GT, SE, GT1, SE1 | US5076 |
| 2.5L L4 2474cc 151 CID | 1985-1988 | Base, LE | US5000 |
| 2.5L L4 2474cc 151 CID | 1985-1991 | Main; With Multi-Groove pulley | US5067 |
| 2.5L L4 2474cc 151 CID | 1987 | Base, LE, SE | US5000 |

| Engine | Years | Application Description | USMW |
|-------------------------|-----------|---------------------------------------|---------|
| PONTIAC (CONT.) | | | |
| GRAND AM (CONT.) | | | |
| 2.5L L4 2474cc 151 CID | 1989-1990 | LE | US5000 |
| 2.5L L4 2474cc 151 CID | 1991 | LE, Value Leader | US5000 |
| 3.0L V6 181 CID | 1985 | Base, LE | US5050 |
| 3.0L V6 181 CID | 1986-1987 | Base, LE, SE | US5050 |
| 3.1L V6 189 CID | 1994-1998 | GT, SE | US5033 |
| 3.3L V6 204 CID | 1992-1993 | GT, SE | US5050 |
| 3.4L V6 207 CID | 1999 | GT, SE | US5033 |
| 3.4L V6 207 CID | 2000-2003 | GT, GT1, SE, SE1, SE2 | US5033 |
| 3.4L V6 207 CID | 2001-2002 | GT, GT1, SE, SE1 | US5033 |
| 3.4L V6 207 CID | 2004 | GT, GT1, SE1, SE2 | US5033 |
| 3.4L V6 207 CID | 2005 | GT, GT1, SE | US5033 |
| 3.8L V6 3800cc 231 CID | 1979 | High performance - Main | US1018H |
| 3.8L V6 3800cc 231 CID | 1979 | Main | US1018 |
| 4.9L V8 301 CID | 1978-1979 | Main | US975 |
| 4.9L V8 301 CID | 1980 | Base | US975 |
| 5.0L V8 305 CID | 1978-1979 | High performance - Main | US1121H |
| 5.0L V8 305 CID | 1978-1979 | Main | US1121 |
| 5.0L V8 305 CID | 1980 | Base | US1121 |
| 5.0L V8 305 CID | 1980 | High performance - Base | US1121H |
| 5.7L V8 350 CID | 1975 | Main | US975 |
| 6.6L V8 400 CID | 1975 | Main | US975 |
| 7.5L V8 455 CID | 1975 | Main | US975 |
| GRAND LEMANS | | | |
| 3.8L V6 229 CID | 1980 | Base, Safari | US1121 |
| 3.8L V6 229 CID | 1980 | High performance - Base, Safari | US1121H |
| 3.8L V6 3800cc 231 CID | 1980-1981 | Base, Safari | US1018 |
| 3.8L V6 3800cc 231 CID | 1980-1981 | High performance - Base, Safari | US1018H |
| 4.3L V8 265 CID | 1980-1981 | Base, Safari | US975 |
| 4.9L V8 301 CID | 1980 | Base, Safari | US975 |
| 4.9L V8 301 CID | 1981 | Safari | US975 |
| 5.0L V8 305 CID | 1980 | Base, Safari | US1121 |
| 5.0L V8 305 CID | 1980 | High performance - Base, Safari | US1121H |
| GRAND PRIX | | | |
| 2.3L L4 138 CID | 1990 | LE | US5043 |
| 2.3L L4 138 CID | 1991 | LE, SE | US5043 |
| 2.8L V6 173 CID | 1988-1989 | Base, LE, SE | US5033 |
| 3.1L V6 189 CID | 1989 | Base, LE, SE | US5033 |
| 3.1L V6 189 CID | 1990 | STE, LE | US5033 |
| 3.1L V6 189 CID | 1991-1993 | GT, STE, LE, SE | US5033 |
| 3.1L V6 189 CID | 1994-2003 | SE | US5033 |
| 3.1L V6 189 CID | 1996 | Base, SE | US5033 |
| 3.4L V6 207 CID | 1991 | GT, STE, SE | US5033 |
| 3.4L V6 207 CID | 1992-1993 | GT, STE, GTP, LE, SE | US5033 |
| 3.4L V6 207 CID | 1994 | SE | US5033 |
| 3.4L V6 207 CID | 1995-1996 | GT, GTP | US5033 |
| 3.8L V6 231 CID | 1979 | High performance - Main | US1018H |
| 3.8L V6 231 CID | 1979 | Main | US1018 |
| 3.8L V6 3800cc 231 CID | 1978-1979 | High performance - Main | US1018H |
| 3.8L V6 3800cc 231 CID | 1978-1979 | Main | US1018 |
| 3.8L V6 3800cc 231 CID | 1980 | Base, LJ | US1018 |
| 3.8L V6 3800cc 231 CID | 1980 | High performance - Base, LJ | US1018H |
| 3.8L V6 3800cc 231 CID | 1981-1983 | Base, Brougham, LJ | US1018 |
| 3.8L V6 3800cc 231 CID | 1981-1983 | High performance - Base, Brougham, LJ | US1018H |
| 3.8L V6 3800cc 231 CID | 1984-1987 | Base, Brougham, LE | US1018 |
| 3.8L V6 3800cc 231 CID | 1984-1987 | High performance - Base, Brougham, LE | US1018H |
| 3.8L V6 3800cc 231 CID | 1997-2002 | GT, GTP, SE | US5075 |
| 3.8L V6 3800cc 231 CID | 2003 | GT, GTP | US5075 |
| 3.8L V6 3800cc 231 CID | 2004 | GT1, GT2, GTP | US5075 |
| 3.8L V6 3800cc 231 CID | 2005 | Base, GT, GTP | US5075 |
| 3.8L V6 3800cc 231 CID | 2006-2007 | Base, GT | US5075 |
| 3.8L V6 3800cc 231 CID | 2008 | Base | US5075 |
| 4.1L V6 252 CID | 1982 | Base, Brougham, LJ | US1018 |
| 4.1L V6 252 CID | 1982 | High performance - Base, Brougham, LJ | US1018H |
| 4.3L V6 262 CID | 1986-1987 | Base, Brougham, LE | US1121 |
| 4.3L V6 262 CID | 1986-1987 | High performance - Base, Brougham, LE | US1121H |
| 4.3L V8 265 CID | 1980 | Base, LJ | US975 |

| Engine | Years | Application Description | USMW |
|------------------------|-----------|--|---------|
| 4.3L V8 265 CID | 1981 | Base, LJ, Brougham | US975 |
| 4.9L V8 301 CID | 1977-1979 | Main | US975 |
| 4.9L V8 301 CID | 1980 | Base, LJ, SJ | US975 |
| 5.0L V8 305 CID | 1978-1979 | High performance - Main | US1121H |
| 5.0L V8 305 CID | 1978-1979 | Main | US1121 |
| 5.0L V8 305 CID | 1980 | Base, LJ, SJ | US1121 |
| 5.0L V8 305 CID | 1980 | High performance - Base, LJ, SJ | US1121H |
| 5.0L V8 305 CID | 1983 | Base, Brougham, LJ | US1121 |
| 5.0L V8 305 CID | 1983 | High performance - Base, Brougham, LJ | US1121H |
| 5.0L V8 305 CID | 1984-1987 | Base, Brougham, LE | US1121 |
| 5.0L V8 305 CID | 1984-1987 | High performance - Base, Brougham, LE | US1121H |
| 5.3L V8 5328cc 325 CID | 2005-2008 | GXP | US6154 |
| 5.7L V8 350 CID | 1976-1977 | High performance - Main; Air Cond | US1120H |
| 5.7L V8 350 CID | 1976-1977 | Main; Air Cond | US1120 |
| 5.7L V8 350 CID | 1976-1977 | Main; Exc. Air Cond. | US1100 |
| 5.7L V8 350 CID | 1976 | Main | US975 |
| 5.7L V8 350 CID | 1977 | High performance - Main | US1121H |
| 5.7L V8 350 CID | 1981-1983 | Base, , Brougham, , LJ; Exc. Air Cond. | US1100 |
| 5.7L V8 350 CID | 1981 | Base, Brougham, LJ : With Air Cond. | US1120 |
| 5.7L V8 350 CID | 1981 | High performance - Base, Brougham, LJ : With Air Cond. | US1120H |
| 5.7L V8 350 CID | 1982-1983 | Base; Brougham; LJ | US1120 |
| 5.7L V8 350 CID | 1982-1983 | High performance - Base; Brougham; LJ | US1120H |
| 5.7L V8 350 CID | 1984 | Base, , Brougham, , LE; Exc. Air Cond. | US1100 |
| 5.7L V8 350 CID | 1984 | High performance - Base; Brougham; LE | US1120 |
| 5.7L V8 350 CID | 1984 | High performance - Base; Brougham; LE | US1120H |
| 6.4L V8 6376cc 389 CID | 1962-1966 | Main | US850 |
| 6.6L V8 400 CID | 1968 | Main | US850 |
| 6.6L V8 400 CID | 1975-1977 | High performance - Main; Air Cond | US1120H |
| 6.6L V8 400 CID | 1975-1977 | Main | US975 |
| 6.6L V8 400 CID | 1975-1977 | Main; Air Cond | US1120 |
| 6.6L V8 400 CID | 1975-1977 | Main; Exc. Air Cond. | US1100 |
| 6.6L V8 403 CID | 1977 | High performance - Main; Air Cond | US1120H |
| 6.6L V8 403 CID | 1977 | Main | US975 |
| 6.6L V8 403 CID | 1977 | Main; Air Cond | US1120 |
| 6.6L V8 403 CID | 1977 | Main; Exc. Air Cond. | US1100 |
| 6.6L V8 6555cc 400 CID | 1967-1968 | Main | US850 |
| 6.9L V8 6900cc 421 CID | 1963-1966 | Main | US850 |
| 7.0L V8 428 CID | 1968 | Main | US850 |
| 7.0L V8 7014cc 428 CID | 1967-1968 | Main | US850 |
| 7.5L V8 455 CID | 1975-1976 | Main | US975 |
| GRAND SAFARI | | | |
| 4.9L V8 301 CID | 1977 | Main | US975 |
| 5.7L V8 350 CID | 1977 | High performance - Main; Air Cond | US1120H |
| 5.7L V8 350 CID | 1977 | Main | US975 |
| 5.7L V8 350 CID | 1977 | Main; Air Cond | US1120 |
| 5.7L V8 350 CID | 1977 | Main; Exc. Air Cond. | US1100 |
| 6.6L V8 400 CID | 1975-1978 | High performance - Main; Air Cond | US1120H |
| 6.6L V8 400 CID | 1975-1978 | Main | US975 |
| 6.6L V8 400 CID | 1975-1978 | Main; Air Cond | US1120 |
| 6.6L V8 400 CID | 1975-1978 | Main; Exc. Air Cond. | US1100 |
| 6.6L V8 403 CID | 1977-1978 | High performance - Main; Air Cond | US1120H |
| 6.6L V8 403 CID | 1977-1978 | Main | US975 |
| 6.6L V8 403 CID | 1977-1978 | Main; Air Cond | US1120 |
| 6.6L V8 403 CID | 1977-1978 | Main; Exc. Air Cond. | US1100 |
| 7.5L V8 455 CID | 1975-1976 | Main | US975 |
| GTO | | | |
| 5.7L V8 350 CID | 2004 | Base | US5081 |
| 6.0L V8 5967cc 364 CID | 2005-2006 | Base | US65 |
| 6.0L V8 5967cc 364 CID | 2005-2006 | Base; | |
| | | Includes thermostat and thermostat housing | US65-T |
| 6.4L V8 6376cc 389 CID | 1964-1966 | Main | US850 |
| 6.6L V8 400 CID | 1967-1968 | Main | US850 |
| 6.6L V8 6555cc 400 CID | 1967-1968 | Main | US850 |
| J2000 | | | |
| 1.8L L4 112 CID | 1982-1983 | Base, LE, SE | US5036 |
| 1.8L L4 112 CID | 1982 | Base, LE, SE | US5007 |
| J2000 SUNBIRD | | | |
| 1.8L L4 112 CID | 1984 | Base, LE, SE | US5036 |

| Engine | Years | Application Description | USMW |
|------------------------------|-----------|---|---------|
| PONTIAC (CONT.) | | | |
| J2000 SUNBIRD (CONT.) | | | |
| 1.8L L4 112 CID | 1985 | Base, LE, SE | US5017 |
| 2.0L L4 122 CID | 1984-1985 | Base, LE | US5007 |
| LEMANS | | | |
| 1.6L L4 1588cc 98 CID | 1988 | Aerocoupe, Aerocoupe YL, Base, SE, Value Leader | US5045 |
| 1.6L L4 1588cc 98 CID | 1989-1990 | LE, Value Leader | US5045 |
| 1.6L L4 1588cc 98 CID | 1991 | LE, Value Leader | US5057 |
| 1.6L L4 1588cc 98 CID | 1992 | LE, SE, Value Leader | US5057 |
| 1.6L L4 1588cc 98 CID | 1993 | SE, Value Leader | US5057 |
| 2.0L L4 122 CID | 1989 | GSE, LE, SE | US5036 |
| 2.0L L4 122 CID | 1990 | GSE | US5036 |
| 3.8L V6 229 CID | 1980 | Base, Safari | US1121 |
| 3.8L V6 229 CID | 1980 | High performance - Base, Safari | US1121H |
| 3.8L V6 231 CID | 1977-1979 | High performance - Main | US1018H |
| 3.8L V6 231 CID | 1977-1979 | Main | US1018 |
| 3.8L V6 3800cc 231 CID | 1978-1979 | High performance - Main | US1018H |
| 3.8L V6 3800cc 231 CID | 1978-1979 | Main | US1018 |
| 3.8L V6 3800cc 231 CID | 1980-1981 | Base, Safari | US1018 |
| 3.8L V6 3800cc 231 CID | 1980 | High performance - Base, Safari | US1018H |
| 3.8L V6 3800cc 231 CID | 1981 | High performance | US1018H |
| 4.1L L6 250 CID | 1974 | With A/C | US927 |
| 4.1L L6 250 CID | 1975-1977 | Main | US1107 |
| 4.3L V8 260 CID | 1976 | High performance - Main; Air Cond | US1120H |
| 4.3L V8 260 CID | 1976 | Main; Air Cond | US1120 |
| 4.3L V8 260 CID | 1976 | Main; Exc. Air Cond. | US1100 |
| 4.3L V8 265 CID | 1980-1981 | Base, Safari | US975 |
| 4.9L V8 301 CID | 1977-1979 | Main | US975 |
| 4.9L V8 301 CID | 1980 | Base, Safari | US975 |
| 4.9L V8 301 CID | 1981 | Safari | US975 |
| 5.0L V8 305 CID | 1977-1979 | High performance - Main | US1121H |
| 5.0L V8 305 CID | 1977-1979 | Main | US1121 |
| 5.0L V8 305 CID | 1980 | Base, Safari | US1121 |
| 5.0L V8 305 CID | 1980 | High performance - Base, Safari | US1121H |
| 5.7L V8 350 CID | 1968 | Main | US850 |
| 5.7L V8 350 CID | 1975-1976 | Main | US975 |
| 5.7L V8 350 CID | 1975-1979 | High performance - Main; Air Cond | US1120H |
| 5.7L V8 350 CID | 1975-1979 | Main; Air Cond | US1120 |
| 5.7L V8 350 CID | 1975-1979 | Main; Exc. Air Cond. | US1100 |
| 5.7L V8 350 CID | 1977-1979 | High performance - Main | US1121H |
| 5.7L V8 5733cc 350 CID | 1968 | Main | US850 |
| 6.6L V8 400 CID | 1968 | Main | US850 |
| 6.6L V8 400 CID | 1975-1977 | High performance - Main; Air Cond | US1120H |
| 6.6L V8 400 CID | 1975-1977 | Main | US975 |
| 6.6L V8 400 CID | 1975-1977 | Main; Air Cond | US1120 |
| 6.6L V8 400 CID | 1975-1977 | Main; Exc. Air Cond. | US1100 |
| 6.6L V8 403 CID | 1977 | High performance - Main; Air Cond | US1120H |
| 6.6L V8 403 CID | 1977 | Main | US975 |
| 6.6L V8 403 CID | 1977 | Main; Air Cond | US1120 |
| 6.6L V8 403 CID | 1977 | Main; Exc. Air Cond. | US1100 |
| 6.6L V8 6555cc 400 CID | 1968 | Main | US850 |
| 7.5L V8 455 CID | 1976 | Main | US975 |
| MATIZ | | | |
| 1.0L L4 995cc 61 CID | 2004-2010 | Main | US8928 |
| MATIZ (MEX) | | | |
| 1.0L L4 987cc 60 CID | 2004-2009 | | US8928 |
| 1.0L L4 987cc 60 CID | 2010 | G2 | US8928 |
| MONTANA | | | |
| 3.4L V6 207 CID | 1999-2005 | Base | US5033 |
| 3.5L V6 213 CID | 2005-2006 | SV6 | US5033 |
| 3.9L V6 3880cc 237 CID | 2006 | SV6 | US6020 |
| 3.9L V6 3880cc 237 CID | 2007-2009 | FWD; Main; OHV (Mex) | US8928 |
| MONTANA (MEX) | | | |
| 3.9L V6 3880cc 237 CID | 2007-2009 | | US6020 |
| PARISIENNE | | | |
| 3.8L V6 3800cc 231 CID | 1984 | Base, Brougham | US1018 |
| 3.8L V6 3800cc 231 CID | 1984 | High performance - Base, Brougham | US1018H |

| Engine | Years | Application Description | USMW |
|------------------------|-----------|--|---------|
| 4.3L V6 262 CID | 1985-1986 | Base, Brougham | US1121 |
| 4.3L V6 262 CID | 1985-1986 | High performance - Base, Brougham | US1121H |
| 5.0L V8 305 CID | 1983-1986 | Base, Brougham | US1121 |
| 5.0L V8 305 CID | 1983-1986 | High performance - Base, Brougham | US1121H |
| 5.0L V8 307 CID | 1986 | Base, Brougham; 2 Outlets | US1120 |
| 5.0L V8 307 CID | 1986 | High performance - Base, Brougham; 2 Outlets | US1120H |
| 5.7L V8 350 CID | 1983-1985 | Base, Brougham; 2 Outlets | US1120 |
| 5.7L V8 350 CID | 1983-1985 | High performance - Base, Brougham; 2 Outlets | US1120H |
| PHOENIX | | | |
| 2.5L L4 2474cc 151 CID | 1977-1978 | Main | US1107 |
| 2.5L L4 2474cc 151 CID | 1980-1983 | Base, LJ | US5000 |
| 2.5L L4 2474cc 151 CID | 1980-1983 | Base, LJ; With pulley | US5000P |
| 2.5L L4 2474cc 151 CID | 1984 | Base, LE | US5000 |
| 2.5L L4 2474cc 151 CID | 1984 | Base, LE; With pulley | US5000P |
| 2.8L V6 173 CID | 1980-1981 | Base, LJ | US5001 |
| 2.8L V6 173 CID | 1982-1983 | Base, LJ, SJ | US5001 |
| 2.8L V6 173 CID | 1984 | Base, LE | US5001 |
| 3.8L V6 231 CID | 1977 | High performance - Main | US1018H |
| 3.8L V6 231 CID | 1977 | Main | US1018 |
| 3.8L V6 3800cc 231 CID | 1978-1979 | High performance - Main | US1018H |
| 3.8L V6 3800cc 231 CID | 1978-1979 | Main | US1018 |
| 5.0L V8 305 CID | 1977-1978 | Main | US1121 |
| 5.0L V8 305 CID | 1977-1979 | High performance - Main | US1121H |
| 5.0L V8 305 CID | 1979 | Main | US1069 |
| 5.7L V8 350 CID | 1977-1978 | Main | US1121 |
| 5.7L V8 350 CID | 1977-1979 | High performance - Main | US1121H |
| 5.7L V8 350 CID | 1977-1979 | High performance - Main; Air Cond | US1120H |
| 5.7L V8 350 CID | 1977-1979 | Main; Air Cond | US1120 |
| 5.7L V8 350 CID | 1977-1979 | Main; Exc. Air Cond. | US1100 |
| SAFARI | | | |
| 5.0L V8 307 CID | 1987-1989 | Base; Base; 2 Outlets | US1120 |
| 5.0L V8 307 CID | 1987-1989 | High performance - Base; 2 Outlets | US1120H |
| SOLSTICE | | | |
| 2.0L L4 1998cc 122 CID | 2007-2009 | GXP | US5092 |
| 2.4L L4 2384cc 145 CID | 2006-2009 | Base | US5092 |
| STAR CHIEF | | | |
| 6.4L V8 6376cc 389 CID | 1959-1966 | Main | US850 |
| 6.9L V8 6900cc 421 CID | 1963-1966 | Main | US850 |
| SUNBIRD | | | |
| 1.8L L4 112 CID | 1986 | | US5017 |
| 2.0L L4 122 CID | 1986 | | US5007 |
| 2.0L L4 122 CID | 1987-1994 | | US5036 |
| 2.3L L4 2294cc 140 CID | 1976-1977 | Main | US1113 |
| 2.5L L4 2474cc 151 CID | 1977-1979 | Main | US1107 |
| 2.5L L4 2474cc 151 CID | 1980 | Base | US1107 |
| 3.1L V6 189 CID | 1991-1994 | GT, SE, LE | US5033 |
| 3.1L V6 189 CID | 1992 | GT, SE | US5033 |
| 3.1L V6 189 CID | 1993 | GT, SE, LE Value Leader | US5033 |
| 3.8L V6 231 CID | 1976 | High performance - Main | US1018H |
| 3.8L V6 231 CID | 1976 | Main | US1018 |
| 3.8L V6 3800cc 231 CID | 1977-1979 | High performance - Main | US1018H |
| 3.8L V6 3800cc 231 CID | 1977-1979 | Main | US1018 |
| 3.8L V6 3800cc 231 CID | 1980 | Base | US1018 |
| 3.8L V6 3800cc 231 CID | 1980 | High performance - Base | US1018H |
| 5.0L V8 305 CID | 1978-1979 | High performance - Main | US1121H |
| 5.0L V8 305 CID | 1978 | Main | US1121 |
| 5.0L V8 305 CID | 1979 | Main | US1069 |
| SUNFIRE | | | |
| 2.2L L4 2190cc 134 CID | 1995-2001 | SE | US5032 |
| 2.2L L4 2190cc 134 CID | 2002 | GT, SE | US5032 |
| 2.2L L4 2198cc 134 CID | 2002-2003 | GT, SE | US5092 |
| 2.2L L4 2198cc 134 CID | 2004 | SE | US5092 |
| 2.2L L4 2198cc 134 CID | 2005 | Base | US5092 |
| 2.3L L4 138 CID | 1995 | GT, SE | US5043 |
| 2.4L L4 2392cc 146 CID | 1996-2002 | GT, SE | US5076 |
| T1000 | | | |
| 1.6L L4 98 CID | 1981-1987 | Base | US5004 |

| Engine | Years | Application Description | USMW |
|------------------------|-----------|--|---------|
| PONTIAC (CONT.) | | | |
| TEMPEST | | | |
| 5.7L V8 5735cc 350 CID | 1968 | Main | US850 |
| 6.4L V8 6376cc 389 CID | 1961 | Main | US850 |
| 6.6L V8 6555cc 400 CID | 1968 | Main | US850 |
| TORRENT | | | |
| 3.4L V6 207 CID | 2006-2009 | Base | US6145 |
| 3.6L V6 217 CID | 2008-2009 | GXP | US8932 |
| TRANS SPORT | | | |
| 3.1L V6 189 CID | 1990-1995 | Base | US5033 |
| 3.4L V6 207 CID | 1996-1997 | Base | US5033 |
| 3.4L V6 207 CID | 1998 | Base, Montana | US5033 |
| 3.8L V6 3800cc 231 CID | 1992-1995 | Base | US5050 |
| VENTURA | | | |
| 2.5L L4 2474cc 151 CID | 1977 | Main | US1107 |
| 3.8L V6 231 CID | 1977 | High performance - Main | US1018H |
| 3.8L V6 231 CID | 1977 | Main | US1018 |
| 4.1L L6 250 CID | 1974 | With A/C | US927 |
| 4.1L L6 250 CID | 1975-1976 | Main | US1107 |
| 4.3L V8 260 CID | 1975-1976 | High performance - Main; Air Cond | US1120H |
| 4.3L V8 260 CID | 1975-1976 | Main; Air Cond | US1120 |
| 4.3L V8 260 CID | 1975-1976 | Main; Exc. Air Cond. | US1100 |
| 4.9L V8 301 CID | 1977 | Main | US975 |
| 5.0L V8 305 CID | 1977 | High performance - Main | US1121H |
| 5.0L V8 305 CID | 1977 | Main | US1121 |
| 5.7L V8 350 CID | 1975-1976 | High performance - Main | US1018H |
| 5.7L V8 350 CID | 1975-1976 | Main | US1018 |
| 5.7L V8 350 CID | 1977 | High performance - Main | US1121H |
| 5.7L V8 350 CID | 1977 | High performance - Main; Air Cond | US1120H |
| 5.7L V8 350 CID | 1977 | Main; Air Cond | US1120 |
| 5.7L V8 350 CID | 1977 | Main; Exc. Air Cond. | US1100 |
| 6.4L V8 6376cc 389 CID | 1960-1961 | Main | US850 |
| 6.9L V8 6900cc 421 CID | 1961 | Main | US850 |
| VIBE | | | |
| 1.8L L4 1794cc | 2003-2008 | Base | US5099 |
| 1.8L L4 1795cc | 2003-2006 | GT | US9405 |
| 1.8L L4 1798cc | 2009-2010 | Base | US6232 |
| 2.4L L4 2362cc | 2009-2010 | AWD, Base, GT | US9414 |
| PORSCHE | | | |
| 911 | | | |
| 3.4L H6 3400cc | 1999-2001 | Carrera, Carrera 4 | US9475 |
| 3.6L H6 3596cc | 2002 | Carrera; FI, Carrera 4, Carrera 4S; FI | US9475 |
| 3.6L H6 3596cc | 2003 | Carrera 4S, Carrera, Carrera 4; FI | US9475 |
| 3.6L H6 3596cc | 2004 | 40th Anniversary Edition, Carrera 4S, Carrera, Carrera 4; FI | US9475 |
| 3.6L H6 3596cc | 2005 | Carrera 4S, Carrera; FI | US9475 |
| 3.6L H6 3596cc | 2006 | Carrera, Carrera 4; FI | US9475 |
| 3.6L H6 3596cc | 2007 | Carrera, Carrera 4; FI, FI; Targa 4, Turbo | US9475 |
| 3.6L H6 3596cc | 2008 | Carrera, Carrera 4; FI, FI; Targa 4, GT2, Turbo | US9475 |
| 3.6L H6 3596cc | 2009 | GT2, Turbo | US9475 |
| 3.6L H6 3598cc | 2007-2008 | GT3, GT3 RS | US9475 |
| 3.6L H6 3600cc 220 CID | 2011 | GT2 RS | US9475 |
| 3.8L H6 3800cc | 2010 | GT3 | US9475 |
| 3.8L H6 3800cc | 2011 | GT3, GT3 RS | US9475 |
| 3.8L H6 3824cc | 2005 | Carrera S | US9475 |
| 3.8L H6 3824cc | 2006 | Carrera 4S, Carrera S | US9475 |
| 3.8L H6 3824cc | 2007-2008 | Carrera 4S, Carrera S, Targa 4S | US9475 |
| 4.0L H6 3996cc | 2011 | GT3 RS 4.0 | US9475 |
| 924 | | | |
| 2.0L L4 1983cc | 1977-1979 | Main | US9177 |
| 2.0L L4 1983cc | 1980 | Base, Turbo | US9177 |
| 2.0L L4 1983cc | 1981-1982 | Base | US9177 |
| 2.5L L4 2475cc | 1987-1988 | S | US9245 |
| 928 | | | |
| 4.5L V8 4474cc | 1978-1979 | Main | US9242 |
| 4.5L V8 4474cc | 1980-1982 | Base | US9242 |
| 4.7L V8 4671cc | 1983-1984 | S | US9242 |

| Engine | Years | Application Description | USMW |
|------------------------|-----------|--|--------|
| 5.0L V8 4950cc | 1985-1986 | S | US9242 |
| 5.0L V8 4950cc | 1987-1989 | S4 | US9241 |
| 5.0L V8 4950cc | 1990-1991 | Base, GT | US9241 |
| 5.4L V8 5392cc | 1993-1995 | GTS | US9241 |
| 944 | | | |
| 2.5L L4 2475cc | 1983-1985 | Base | US9245 |
| 2.5L L4 2475cc | 1986 | Base, Turbo | US9245 |
| 2.5L L4 2475cc | 1987-1988 | Base, S, Turbo | US9245 |
| 2.5L L4 2475cc | 1989 | Turbo | US9245 |
| 2.7L L4 2688cc | 1989 | Base | US9243 |
| 3.0L L4 2983cc | 1990-1991 | S2 | US9243 |
| 3.0L L4 2999cc | 1989 | S2 | US9243 |
| 968 | | | |
| 3.0L L4 2983cc | 1992-1995 | Base | US9265 |
| BOXSTER | | | |
| 2.5L H6 2480cc | 1997-1999 | Base | US9475 |
| 2.7L H6 2687cc | 2000-2003 | Roadster | US9475 |
| 2.7L H6 2687cc | 2004-2007 | Base | US9475 |
| 2.7L H6 2687cc | 2008 | Base, Limited Edition | US9475 |
| 3.2L H6 3179cc | 2000 | Roadster, Roadster S | US9475 |
| 3.2L H6 3179cc | 2001-2003 | Roadster S | US9475 |
| 3.2L H6 3179cc | 2004 | S, S Special Edition | US9475 |
| 3.2L H6 3179cc | 2005-2006 | S | US9475 |
| 3.4L H6 3387cc | 2007 | S | US9475 |
| 3.4L H6 3387cc | 2008 | RS 60 Spyder, S Limited Edition, S | US9475 |
| BOXSTER (MEX) | | | |
| 2.5L H6 2480cc 151 CID | 2000 | | US9475 |
| CAYENNE | | | |
| 3.2L V6 3189cc 195 CID | 2004-2006 | Base | US9471 |
| CAYMAN | | | |
| 2.7L H6 2687cc | 2007-2008 | Base | US9475 |
| 3.4L H6 3387cc | 2006-2008 | S | US9475 |
| RAM | | | |
| 1500 | | | |
| 3.6L V6 3604cc 220 CID | 2013 | HFE, SLT, Tradesman | US8981 |
| 3.6L V6 3604cc 220 CID | 2015 | Big Horn, Express, Lone Star, Outdoorsman, Rebel, HFE, SLT, Tradesman | US8981 |
| 3.7L V6 226 CID | 2011-2012 | ST | US7163 |
| 4.7L V8 285 CID | 2011 | SLT, ST | US7163 |
| 4.7L V8 285 CID | 2012 | SLT, ST, Tradesman | US7163 |
| 5.7L V8 345 CID | 2011 | Laramie, Laramie Longhorn, SLT, Sport, Tradesman, ST | US6341 |
| 5.7L V8 345 CID | 2012 | Big Horn, Express, Laramie, Laramie Longhorn, SLT, Sport, Tradesman, Outdoorsman, Tradesman HD, ST | US6341 |
| 5.7L V8 345 CID | 2013 | Big Horn, Express, Laramie, Laramie Longhorn, SLT, Sport, Tradesman, R/T | US6341 |
| 2500 | | | |
| 5.7L V8 345 CID | 2011 | Laramie, Laramie Longhorn, Power Wagon, SLT, ST | US6341 |
| 5.7L V8 345 CID | 2012 | SLT, ST, Outdoorsman, Laramie, Laramie Longhorn, Power Wagon | US6341 |
| 6.7L L6 408 CID | 2011 | Laramie, Laramie Longhorn, SLT, ST | US6222 |
| 3500 | | | |
| 5.7L V8 345 CID | 2011-2012 | Laramie, SLT, ST | US6341 |
| 6.7L L6 408 CID | 2011 | Laramie, Laramie Longhorn, SLT, ST | US6222 |
| C/V | | | |
| 3.6L V6 3604cc 220 CID | 2012-2015 | Base | US8981 |
| DAKOTA | | | |
| 3.7L V6 226 CID | 2011 | Big Horn, Laramie, SLT, ST | US7163 |
| 4.7L V8 285 CID | 2011 | Big Horn, Laramie, SLT, TRX4 | US7163 |
| PROMASTER 1500 | | | |
| 3.6L V6 3604cc 220 CID | 2014-2015 | Base | US8981 |
| PROMASTER 2500 | | | |
| 3.6L V6 3604cc 220 CID | 2014-2015 | Base | US8981 |
| PROMASTER 3500 | | | |
| 3.6L V6 3604cc 220 CID | 2014-2015 | Base | US8981 |

| Engine | Years | Application Description | USMW |
|------------------------|-------------------|-------------------------------------|--------|
| RAM (CONT.) | | | |
| PROMASTER CITY | | | |
| 2.4L L4 2360cc | 144 CID 2015 | Base, SLT, Tradesman, Tradesman SLT | US6038 |
| RENAULT | | | |
| ALLIANCE | | | |
| 1.4L L4 1397cc | 1985-1986 | Base | US3405 |
| 1.4L L4 1397cc | 85 CID 1983-1984 | | US3405 |
| 1.4L L4 1397cc | 85 CID 1985-1987 | Base, DL, L | US3405 |
| 1.7L L4 105 CID | 1985 | DL, L, Limited | US3408 |
| 1.7L L4 105 CID | 1986 | Base, DL, L | US3408 |
| 1.7L L4 105 CID | 1987 | Base, DL, L, GS | US3408 |
| CLIO | | | |
| 1.6L L4 1598cc | 98 CID 2002-2010 | Main (Mex) | US8927 |
| CLIO (MEX) | | | |
| 1.6L L4 1598cc | 97 CID 2003-2010 | | US8927 |
| 1.6L L4 1600cc | 98 CID 2002 | | US8927 |
| 2.0L L4 1998cc | 122 CID 2003-2006 | Sport | US8914 |
| 2.0L L4 2000cc | 122 CID 2002 | Sport | US8914 |
| ENCORE | | | |
| 1.4L L4 1397cc | 1985 | Base | US3405 |
| 1.4L L4 1397cc | 85 CID 1984 | | US3405 |
| 1.4L L4 1397cc | 85 CID 1985 | Base, LS, S | US3405 |
| 1.4L L4 1397cc | 85 CID 1986 | LS, S | US3405 |
| 1.7L L4 105 CID | 1985 | GS, LS, S | US3408 |
| 1.7L L4 105 CID | 1986 | Electronic, GS, LS, S | US3408 |
| FUEGO | | | |
| 1.6L L4 1565cc | 1982-1984 | Turbo | US3406 |
| 1.6L L4 1647cc | 100 CID 1982-1983 | Base | US3410 |
| 2.2L L4 2152cc | 131 CID 1984-1985 | Base | US3410 |
| KANGOO | | | |
| 1.6L L4 1598cc | 98 CID 2007-2009 | Main (Mex) | US8927 |
| KANGOO (MEX) | | | |
| 1.6L L4 1598cc | 97 CID 2004-2006 | | US8927 |
| 1.6L L4 1598cc | 97 CID 2007-2008 | Express | US8927 |
| 1.6L L4 1598cc | 97 CID 2009-2010 | Express | US8927 |
| KANGOO EXPRESS | | | |
| 1.6L L4 1598cc | 98 CID 2004-2010 | Main (Mex) | US8927 |
| LAGUNA (MEX) | | | |
| 3.0L V6 2950cc | 180 CID 2003-2005 | | US8973 |
| LECAR | | | |
| 1.3L L4 1289cc | 1977-1979 | Main | US3407 |
| 1.4L L4 1397cc | 85 CID 1980 | GTL, TL | US3407 |
| 1.4L L4 1397cc | 85 CID 1981-1983 | Base, Deluxe | US3407 |
| MEGANE (MEX) | | | |
| 2.0L L4 1998cc | 122 CID 2003-2004 | | US8914 |
| 2.0L L4 2000cc | 122 CID 2001-2002 | | US8914 |
| MEGANE II (MEX) | | | |
| 1.6L L4 1598cc | 97 CID 2008-2010 | | US8927 |
| 2.0L L4 1998cc | 122 CID 2004-2010 | | US8914 |
| R10 (MEX) | | | |
| 1.3L L4 1300cc | 79 CID 1967-1972 | | US9282 |
| R12 | | | |
| 1.3L L4 1289cc | 79 CID 1980 | GAS, Main (Mex) | US9282 |
| 1.3L L4 1289cc | 79 CID 1981-1982 | Main (Mex) | US9282 |
| 1.6L L4 1647cc | 100 CID 1975 | GAS; Main; TS (Mex) | US3406 |
| 1.6L L4 1647cc | 100 CID 1976-1979 | Main; TS (Mex) | US3406 |
| R12 (MEX) | | | |
| 1.3L L4 1300cc | 79 CID 1971-1978 | | US9282 |
| 1.3L L4 1300cc | 79 CID 1979-1983 | TL | US9282 |
| 1.6L L4 1600cc | 98 CID 1975-1980 | TS | US3406 |
| R18 (MEX) | | | |
| 1.6L L4 1600cc | 98 CID 1980-1984 | | US3406 |
| 2.0L L4 1995cc | 122 CID 1984-1986 | | US8914 |
| R181 | | | |
| 1.6L L4 1647cc | 100 CID 1981-1982 | Base, Deluxe | US3406 |
| 1.6L L4 1647cc | 100 CID 1983 | Deluxe | US3406 |

| Engine | Years | Application Description | USMW |
|------------------------|-------------------|--|--------|
| 2.2L L4 2152cc | 131 CID 1984-1986 | Sportwagon | US3410 |
| R5 | | | |
| 1.3L L4 1289cc | 1976 | Main | US3407 |
| 1.3L L4 1289cc | 79 CID 1979-1982 | Main (Mex) | US9301 |
| 1.3L L4 1289cc | 79 CID 1979-1983 | Main (Mex) | US9282 |
| R5 (MEX) | | | |
| 1.3L L4 1300cc | 79 CID 1977 | LS, Mirage | US9282 |
| 1.3L L4 1300cc | 79 CID 1978 | L, LS, Mirage | US9282 |
| 1.3L L4 1300cc | 79 CID 1979 | LS, Mirage | US9282 |
| 1.3L L4 1300cc | 79 CID 1980-1983 | LS, Mirage, TL | US9282 |
| 1.3L L4 1300cc | 79 CID 1984 | | US9282 |
| R8S (MEX) | | | |
| 1.1L L4 1100cc | 67 CID 1965-1975 | | US9281 |
| 1.3L L4 1300cc | 79 CID 1968-1975 | | US9282 |
| SAFRANE (MEX) | | | |
| 2.3L L6 2300cc | 140 CID 2009 | | US8997 |
| SANDERO (MEX) | | | |
| 1.6L L4 1598cc | 97 CID 2010-2011 | Authentique | US8927 |
| SCENIC (MEX) | | | |
| 2.0L L4 1998cc | 122 CID 2003-2004 | | US8914 |
| 2.0L L4 2000cc | 122 CID 2002 | | US8914 |
| SCENIC II (MEX) | | | |
| 2.0L L4 1998cc | 122 CID 2005-2008 | | US8914 |
| TRAFIC | | | |
| 1.9L L4 1870cc | 114 CID 2008-2012 | | US8921 |
| TRAFIC (MEX) | | | |
| 1.9L L4 1900cc | 114 CID 2007-2012 | | US8921 |
| ROVER | | | |
| 75 (MEX) | | | |
| 2.5L L6 2535cc | 154 CID 2000-2005 | | US8997 |
| SAAB | | | |
| 99 | | | |
| 2.0L L4 1985cc | 1980 | GL; 12 Cogs For Idler Shaft | US9157 |
| 2.0L L4 1985cc | 1980 | GL; 8 Cogs For Idler Shaft | US9158 |
| 900 | | | |
| 2.0L L4 1985cc | 1980 | EMS, GLE, GLI, Turbo | US9157 |
| 2.0L L4 1985cc | 1981-1985 | Base, S, Turbo | US9108 |
| 2.0L L4 1985cc | 1986-1990 | Base, S, Turbo, SPG | US9108 |
| 2.0L L4 1985cc | 1991 | S Turbo, SE Turbo, SPG | US9108 |
| 2.0L L4 1985cc | 1992 | Turbo | US9108 |
| 2.0L L4 1985cc | 1993 | Turbo, Turbo Commemorative Edition | US9108 |
| 2.0L L4 1985cc | 1994 | SE Turbo, Turbo, Turbo Commemorative Edition | US9307 |
| 2.0L L4 1985cc | 1995-1997 | SE Turbo | US9307 |
| 2.0L L4 1985cc | 1998 | S Turbo, SE Turbo | US9307 |
| 2.1L L4 2119cc | 1991-1992 | Base, S | US9108 |
| 2.1L L4 2119cc | 1993-1994 | S | US9108 |
| 2.3L L4 2290cc | 140 CID 1994-1998 | S | US9307 |
| 2.5L V6 2498cc | 1994-1997 | SE | US5079 |
| 9000 | | | |
| 2.0L L4 1985cc | 1986 | Turbo | US9107 |
| 2.0L L4 1985cc | 1987-1988 | S, Turbo | US9107 |
| 2.0L L4 1985cc | 1989 | Base, CD, S | US9107 |
| 2.0L L4 1985cc | 1990 | CD, S, Turbo | US9107 |
| 2.3L L4 2290cc | 1991 | CD Turbo, Turbo | US9264 |
| 2.3L L4 2290cc | 1992 | CD Griffin Edition, CD Turbo, Turbo | US9264 |
| 2.3L L4 2290cc | 1993-1994 | Aero, CDE Turbo, CS Turbo, CSE Turbo | US9264 |
| 2.3L L4 2290cc | 1995-1997 | Aero, CS, CSE Turbo | US9264 |
| 2.3L L4 2290cc | 1998 | CSE Turbo | US9264 |
| 2.3L L4 2290cc | 140 CID 1990 | S | US9264 |
| 2.3L L4 2290cc | 140 CID 1991-1992 | Base, CD, S | US9264 |
| 2.3L L4 2290cc | 140 CID 1993 | CD, CDE, CS, CSE | US9264 |
| 2.3L L4 2290cc | 140 CID 1994 | CDE, CS, CSE | US9264 |
| 3.0L V6 2961cc | 181 CID 1995 | CDE, CSE | US5079 |
| 3.0L V6 2961cc | 181 CID 1996-1997 | CSE | US5079 |
| 9-3 | | | |
| 2.0L L4 1985cc | 1999-2001 | Base, SE | US9307 |
| 2.0L L4 1985cc | 2002-2003 | SE | US9307 |

| Engine | Years | Application Description | USMW |
|------------------------|-----------|---|----------|
| SAAB (CONT.) | | | |
| 9-3 (CONT.) | | | |
| 2.0L L4 1985cc | 2003 | Arc, Linear, Vector | US5092 |
| 2.0L L4 1985cc | 2004-2005 | Aero, Arc, Linear | US5092 |
| 2.0L L4 1985cc | 2006-2009 | 2.0T | US5092 |
| 2.0L L4 1985cc | 2010 | 2.0T, Aero | US5092 |
| 2.0L L4 1985cc | 2011 | Aero, Turbo4 | US5092 |
| 2.3L L4 2290cc 140 CID | 1999-2002 | Viggen | US9307 |
| 2.8L V6 2792cc 170 CID | 2006-2007 | Aero | US8932 |
| 2.8L V6 2792cc 170 CID | 2008 | Aero, Aero XWD, Turbo X | US8932 |
| 2.8L V6 2792cc 170 CID | 2009 | Aero, Aero XWD | US8932 |
| 9-5 | | | |
| 2.3L L4 2290cc 140 CID | 1999 | Base, SE | US9307 |
| 2.3L L4 2290cc 140 CID | 2000-2001 | 2.3t, Aero, Gary Fisher | US9307 |
| 2.3L L4 2290cc 140 CID | 2002-2003 | Aero, Linear | US9307 |
| 2.3L L4 2290cc 140 CID | 2004-2005 | Aero, Arc, Linear | US9307 |
| 2.3L L4 2290cc 140 CID | 2006-2007 | 2.3t | US9307 |
| 2.3L L4 2290cc 140 CID | 2008-2009 | 2.3t, Aero | US9307 |
| 2.8L V6 2792cc 170 CID | 2010 | Aero | US8932 |
| 2.8L V6 2792cc 170 CID | 2011 | Aero, Turbo6 | US8932 |
| 3.0L V6 2961cc 181 CID | 1999-2001 | SE | US5079 |
| 3.0L V6 2961cc 181 CID | 2002-2003 | Arc | US5079 |
| 9-2X | | | |
| 2.0L H4 1994cc | 2005 | Aero | US9215 |
| 2.5L H4 2458cc | 2005 | Linear | US9223 |
| 2.5L H4 2458cc | 2006 | 2.5i, Aero | US9215 |
| 9-3X | | | |
| 2.0L L4 1985cc | 2010-2011 | Base | US5092 |
| 9-7X | | | |
| 4.2L L6 256 CID | 2005 | Linear | US5097 |
| 4.2L L6 256 CID | 2006-2009 | 4.2i | US5097 |
| 5.3L V8 5328cc 325 CID | 2005 | Arc | US64 |
| 5.3L V8 5328cc 325 CID | 2005 | Arc; Includes thermostat and thermostat housing | US64-T |
| 5.3L V8 5328cc 325 CID | 2006 | 5.3i | US64 |
| 5.3L V8 5328cc 325 CID | 2006 | 5.3i; Includes thermostat and thermostat housing | US64-T |
| 5.3L V8 5328cc 325 CID | 2007-2009 | 5.3i | US6009 |
| 5.3L V8 5328cc 325 CID | 2007-2009 | 5.3i; Includes thermostat and thermostat housing | US6009-T |
| 6.0L V8 5967cc 364 CID | 2008-2009 | Aero | US6009 |
| 6.0L V8 5967cc 364 CID | 2008-2009 | Aero; Includes thermostat and thermostat housing | US6009-T |
| SATURN | | | |
| ASTRA | | | |
| 1.8L L4 1796cc 110 CID | 2008 | XE, XR | US6184 |
| AURA | | | |
| 2.4L L4 145 CID | 2007 | Green Line | US5092 |
| 2.4L L4 145 CID | 2008 | Green Line, XE | US5092 |
| 2.4L L4 145 CID | 2009 | Hybrid, XR, XE | US5092 |
| 3.5L V6 3490cc 213 CID | 2007-2008 | XE | US6020 |
| 3.6L V6 217 CID | 2007-2009 | XR | US8932 |
| ION | | | |
| 2.0L L4 122 CID | 2004-2007 | Red Line | US5092 |
| 2.2L L4 2198cc 134 CID | 2003-2005 | 1, 2, 3 | US5092 |
| 2.2L L4 2198cc 134 CID | 2006-2007 | 2, 3 | US5092 |
| 2.4L L4 2384cc 145 CID | 2006-2007 | 3 | US5092 |
| L100 | | | |
| 2.2L L4 2198cc 134 CID | 2001-2002 | Base | US5092 |
| L200 | | | |
| 2.2L L4 2198cc 134 CID | 2001-2003 | Base | US5092 |
| L300 | | | |
| 2.2L L4 2198cc 134 CID | 2004 | 1 | US5092 |
| 3.0L V6 3000cc 181 CID | 2001-2005 | Base | US5079 |
| 3.0L V6 3000cc 181 CID | 2004 | 2, 3 | US5079 |
| LS | | | |
| 2.2L L4 2198cc 134 CID | 2000 | Base | US5092 |

| Engine | Years | Application Description | USMW |
|------------------------|-----------|---|--------|
| LS1 | | | |
| 2.2L L4 2198cc 134 CID | 2000 | Base | US5092 |
| LS2 | | | |
| 3.0L V6 3000cc 181 CID | 2000 | Base | US5079 |
| LW1 | | | |
| 2.2L L4 2198cc 134 CID | 2000 | Base | US5092 |
| LW2 | | | |
| 3.0L V6 3000cc 181 CID | 2000 | Base | US5079 |
| LW200 | | | |
| 2.2L L4 2198cc 134 CID | 2001-2003 | Base | US5092 |
| LW300 | | | |
| 3.0L V6 3000cc 181 CID | 2001-2003 | Base | US5079 |
| OUTLOOK | | | |
| 3.6L V6 217 CID | 2007-2010 | XE, XR | US8932 |
| RELAY | | | |
| 3.5L V6 213 CID | 2005-2006 | 2, 3 | US5033 |
| 3.9L V6 3880cc 237 CID | 2006 | 3 | US6020 |
| 3.9L V6 3880cc 237 CID | 2007 | | US6020 |
| SC | | | |
| 1.9L L4 116 CID | 1991-1992 | Base | US5054 |
| SC1 | | | |
| 1.9L L4 116 CID | 1993-2002 | Base | US5054 |
| SC2 | | | |
| 1.9L L4 116 CID | 1993-2002 | Base | US5054 |
| SKY | | | |
| 2.0L L4 1998cc 122 CID | 2007-2010 | Red Line | US5092 |
| 2.4L L4 2384cc 145 CID | 2007-2010 | Base | US5092 |
| SL | | | |
| 1.9L L4 116 CID | 1991-2002 | Base | US5054 |
| SL1 | | | |
| 1.9L L4 116 CID | 1991-2002 | Base | US5054 |
| SL2 | | | |
| 1.9L L4 116 CID | 1991-2002 | Base | US5054 |
| SW1 | | | |
| 1.9L L4 116 CID | 1993-1999 | Base | US5054 |
| SW2 | | | |
| 1.9L L4 116 CID | 1993-2001 | Base | US5054 |
| VUE | | | |
| 2.2L L4 134 CID | 2002-2005 | Base | US5092 |
| 2.2L L4 2198cc 134 CID | 2006-2007 | Base | US5092 |
| 2.4L L4 145 CID | 2007 | Green Line | US5092 |
| 2.4L L4 145 CID | 2008 | Green Line, XE | US5092 |
| 2.4L L4 145 CID | 2009 | Hybrid, XR, XE | US5092 |
| 2.4L L4 145 CID | 2010 | XE | US5092 |
| 3.0L V6 3000cc 181 CID | 2002-2003 | Base | US5079 |
| 3.5L V6 3471cc | 2006-2007 | Base, Red Line | US9470 |
| 3.5L V6 3474cc | 2004 | Red Line | US9470 |
| 3.5L V6 3474cc | 2005 | Base, Red Line | US9470 |
| 3.5L V6 3475cc | 2004 | Base | US9470 |
| 3.5L V6 3490cc 213 CID | 2008-2009 | XE | US6020 |
| 3.6L V6 217 CID | 2008-2009 | Red Line, XR | US8932 |
| 3.6L V6 217 CID | 2010 | XR | US8932 |
| SCION | | | |
| TC | | | |
| 2.4L L4 2362cc | 2010 | Base | US9414 |
| 2.4L L4 2398cc | 2005-2009 | Base | US9414 |
| 2.4L L4 2398cc | 2007-2008 | Base, Spec | US9414 |
| 2.5L L4 2494cc 152 CID | 2011-2015 | Base | US6252 |
| XA | | | |
| 1.5L L4 1497cc | 2004-2006 | Base | US9406 |
| XB | | | |
| 1.5L L4 1497cc | 2004-2006 | Base | US9406 |
| 2.4L L4 2362cc | 2008-2010 | Base | US8970 |
| 2.4L L4 2362cc | 2011-2014 | Base; From 11/2010 Engine # CXXXXX-GXXXXX; | US8970 |

| Engine | Years | Application Description | USMW |
|------------------------|-----------|---|--------|
| SCION (CONT.) | | | |
| XB (CONT.) | | | |
| 2.4L L4 2362cc | 2011-2015 | Base; Engine # 0XXXXXX-6XXXXXX; Engine # BXXXXXX; Engine # HXXXXXX-KXXXXXX | US9414 |
| 2.4L L4 2362cc | 2015 | Base; Engine # CXXXXXX-GXXXXXX | US8970 |
| XD | | | |
| 1.8L L4 1798cc | 2008-2014 | Base | US6232 |
| SEAT | | | |
| ALHAMBRA (MEX) | | | |
| 1.8L L4 1781cc 108 CID | 2002-2003 | | US9377 |
| 1.8L L4 1781cc 109 CID | 2004-2007 | | US9377 |
| 1.8L L4 1798cc 110 CID | 2003 | | US9377 |
| 2.8L V6 2792cc 170 CID | 2002-2008 | | US9262 |
| ALTEA (MEX) | | | |
| 2.0L L4 1984cc 121 CID | 2005-2009 | | US9377 |
| CORDOBA (MEX) | | | |
| 1.6L L4 1600cc 98 CID | 2001-2002 | | US8959 |
| 1.6L L4 1600cc 98 CID | 2004-2009 | | US8949 |
| 1.6L L4 1600cc 98 CID | 2007 | | US9378 |
| 2.0L L4 1984cc 121 CID | 2003-2009 | | US9377 |
| FREETRACK (MEX) | | | |
| 2.0L L4 1998cc 122 CID | 2009 | | US9377 |
| IBIZA (MEX) | | | |
| 1.4L L4 1390cc 85 CID | 2012 | Bocanegra | US8952 |
| 1.4L L4 1390cc 85 CID | 2013 | FR | US8952 |
| 1.4L L4 1390cc 85 CID | 2015 | Cupra | US8952 |
| 1.6L L4 1600cc 98 CID | 2001-2004 | | US9378 |
| 1.6L L4 1600cc 98 CID | 2002 | | US8959 |
| 1.6L L4 1600cc 98 CID | 2005-2009 | | US8949 |
| 1.6L L4 1600cc 98 CID | 2010 | Style | US8996 |
| 1.8L L4 1781cc 108 CID | 2006-2008 | | US9377 |
| 1.8L L4 1798cc 110 CID | 2005 | | US9377 |
| 2.0L L4 1984cc 121 CID | 2003-2009 | | US9377 |
| 2.0L L4 1984cc 121 CID | 2010 | Blitz, Reference, Sport, Style | US9377 |
| 2.0L L4 1984cc 121 CID | 2011-2012 | Blitz | US9377 |
| LEON | | | |
| 1.4L L4 1390cc 85 CID | 2008 | DOHC; FWD; GAS; Main; Turbocharged (Mex) | US8949 |
| LEON (MEX) | | | |
| 1.4L L4 1368cc 83 CID | 2008-2009 | | US8949 |
| 1.4L L4 1390cc 85 CID | 2010 | Reference | US8952 |
| 1.4L L4 1390cc 85 CID | 2010 | Reference | US8976 |
| 1.4L L4 1390cc 85 CID | 2011-2013 | Style | US8952 |
| 1.4L L4 1390cc 85 CID | 2012 | 10 Anos Style | US8952 |
| 1.4L L4 1390cc 85 CID | 2014 | FR, Reference, Style | US8952 |
| 1.8L L4 1781cc 108 CID | 2001-2003 | | US9377 |
| 1.8L L4 1781cc 109 CID | 2004-2006 | | US9377 |
| 1.8L L4 1798cc 110 CID | 2009 | | US9377 |
| 1.8L L4 1798cc 110 CID | 2010 | Style | US9377 |
| 2.0L L4 1984cc 121 CID | 2007 | | US9377 |
| 2.0L L4 1984cc 121 CID | 2010 | Cupra R, FR | US9377 |
| 2.0L L4 1998cc 122 CID | 2008-2009 | | US9377 |
| 2.0L L4 2000cc 122 CID | 2006-2007 | | US9377 |
| TOLEDO (MEX) | | | |
| 1.4L L4 1390cc 85 CID | 2013-2016 | Style | US8952 |
| 1.8L L4 1781cc 108 CID | 2001-2003 | | US9377 |
| 1.8L L4 1781cc 109 CID | 2003-2005 | | US9377 |
| 1.8L L4 1798cc 110 CID | 2004 | | US9377 |
| 2.0L L4 1984cc 121 CID | 2006 | | US9377 |
| STERLING | | | |
| 825 | | | |
| 2.5L V6 2494cc | 1987-1988 | | US9097 |
| 827 | | | |
| 2.7L V6 2675cc | 1989-1990 | | US9097 |

| Engine | Years | Application Description | USMW |
|------------------------|-----------|--|--------|
| SUBARU | | | |
| B9 TRIBECA | | | |
| 3.0L H6 3000cc | 2006-2007 | Base; EZ30D Desig., Limited | US9421 |
| BAJA | | | |
| 2.5L H4 2458cc | 2003 | Base, Sport | US9223 |
| 2.5L H4 2458cc | 2004-2006 | Sport | US9223 |
| 2.5L H4 2458cc | 2004-2006 | Turbo | US9215 |
| BRAT | | | |
| 1.6L H4 1595cc | 1978-1979 | Main | US9014 |
| 1.6L H4 1595cc | 1980 | DL, GL | US9025 |
| 1.8L H4 1781cc | 1980-1983 | DL, GL | US9025 |
| 1.8L H4 1781cc | 1984-1987 | GL | US9025 |
| 1.8L H4 1781cc | 1984 | GL Turbo | US9093 |
| BRZ | | | |
| 2.0L H4 1998cc 122 CID | 2013-2014 | Limited, Premium | US9384 |
| 2.0L H4 1998cc 122 CID | 2015 | Limited, Premium, Series.Blue | US9384 |
| DL | | | |
| 1.4L H4 1361cc | 1975-1976 | Main | US9014 |
| 1.6L H4 1595cc | 1976-1979 | Main | US9014 |
| 1.6L H4 1595cc | 1980-1984 | Base | US9025 |
| 1.8L H4 1781cc | 1980-1984 | Base | US9025 |
| 1.8L H4 1781cc | 1985-1989 | Base : With Air Cond. | US9080 |
| 1.8L H4 1781cc | 1985-1989 | Base, Exc. Air Cond. | US9161 |
| FE | | | |
| 1.6L H4 1595cc | 1979 | Main | US9014 |
| FORESTER | | | |
| 2.5L H4 2458cc | 1998-2001 | Base, L, S | US9223 |
| 2.5L H4 2458cc | 2002 | Base | US9223 |
| 2.5L H4 2458cc | 2003-2005 | X, XS | US9223 |
| 2.5L H4 2458cc | 2004 | XT | US9215 |
| 2.5L H4 2458cc | 2005 | XS L.L. Bean Edition, XT Premium, XT | US9215 |
| 2.5L H4 2458cc | 2006-2007 | XT Limited | US9215 |
| 2.5L H4 2458cc | 2006 | X L.L. Bean Edition, X; w/ Automatic Trans., X; w/ Standard Trans. | US6049 |
| 2.5L H4 2458cc | 2007-2008 | X, X L.L. Bean Edition | US6049 |
| 2.5L H4 2458cc | 2008 | Sports 2.5 X, Sports 2.5 XT, XT Limited | US9255 |
| 2.5L H4 2458cc | 2009-2010 | X, X Limited, X Premium | US6049 |
| 2.5L H4 2458cc | 2009 | XT, XT Limited | US9255 |
| 2.5L H4 2458cc | 2010 | XT Limited, XT Premium | US9255 |
| 2.5L H4 2458cc | 2011-2013 | XT Premium, XT Touring | US9255 |
| 2.5L H4 2498cc 152 CID | 2011-2015 | | US9384 |
| FORESTER (MEX) | | | |
| 2.5L L4 2457cc 150 CID | 2010 | XS AWD, XSL AWD | US9215 |
| 2.5L L4 2498cc 152 CID | 2014 | X AWD, XS AWD, XSL AWD | US9384 |
| GF | | | |
| 1.4L H4 1361cc | 1975-1976 | Main | US9014 |
| 1.6L H4 1595cc | 1976-1979 | Main | US9014 |
| GL | | | |
| 1.4L H4 1361cc | 1975 | Main | US9014 |
| 1.6L H4 1595cc | 1979 | Main | US9014 |
| 1.6L H4 1595cc | 1980-1987 | Base | US9025 |
| 1.8L H4 1781cc | 1980-1982 | Base | US9025 |
| 1.8L H4 1781cc | 1983-1984 | | US9025 |
| 1.8L H4 1781cc | 1985-1989 | Base; Turbo : Exc. Air Cond. | US9161 |
| 1.8L H4 1781cc | 1985 | Base; Turbo : With Air Cond. | US9080 |
| 1.8L H4 1781cc | 1986-1989 | Base : With Air Cond. | US9080 |
| GL-10 | | | |
| 1.8L H4 1781cc | 1985-1987 | Base : With Air Cond. | US9080 |
| 1.8L H4 1781cc | 1985 | Base; Exc. Air Cond. | US9161 |
| 1.8L H4 1781cc | 1986-1989 | Base; Turbo : Exc. Air Cond. | US9161 |
| 1.8L H4 1781cc | 1986 | Base, Turbo : With Air Cond. | US9080 |
| 1.8L H4 1781cc | 1988-1989 | Base; Turbo : With. Air Cond. | US9080 |
| GLF | | | |
| 1.6L H4 1595cc | 1980 | Base | US9025 |
| 1.8L H4 1781cc | 1980-1982 | Base | US9025 |

| Engine | Years | Application Description | USMW |
|------------------------|-----------|--|--------|
| SUBARU (CONT.) | | | |
| IMPREZA | | | |
| 1.8L H4 1781cc | 1993-1994 | Base, L, LS | US9223 |
| 1.8L H4 1781cc | 1995 | Base, L, Outback | US9223 |
| 1.8L H4 1781cc | 1996 | Brighton, L | US9223 |
| 1.8L H4 1781cc | 1997 | Brighton | US9223 |
| 2.0L H4 1994cc | 2002-2005 | WRX | US9215 |
| 2.0L H4 1995cc | 2012-2015 | Base, Limited, Premium, Sport Limited, Sport Premium | US9384 |
| 2.2L H4 2212cc | 1995-2001 | L, Outback | US9223 |
| 2.2L H4 2212cc | 1997 | Brighton, L, Outback | US9223 |
| 2.5L H4 2458cc | 1998-2001 | RS | US9223 |
| 2.5L H4 2458cc | 2002-2004 | Outback, TS, RS | US9223 |
| 2.5L H4 2458cc | 2004-2009 | WRX STI | US9215 |
| 2.5L H4 2458cc | 2005 | Outback Sport, RS | US9223 |
| 2.5L H4 2458cc | 2006-2009 | 2.5i, Outback Sport | US6049 |
| 2.5L H4 2458cc | 2006 | WRX STI, WRX, WRX Limited, WRX TR | US9215 |
| 2.5L H4 2458cc | 2007 | WRX STI, WRX STI Limited, WRX, WRX Limited, WRX TR | US9215 |
| 2.5L H4 2458cc | 2008 | WRX | US9255 |
| 2.5L H4 2458cc | 2009 | 2.5 GT, WRX, WRX Premium | US9255 |
| 2.5L H4 2458cc | 2010-2011 | 2.5i Premium, 2.5i, Outback Sport | US6049 |
| 2.5L H4 2458cc | 2010 | 2.5 GT, WRX, WRX Limited, WRX Premium | US9255 |
| 2.5L H4 2458cc | 2010 | WRX STI, WRX STI Special Edition | US9215 |
| 2.5L H4 2458cc | 2011-2014 | WRX STI, WRX STI Limited | US9215 |
| 2.5L H4 2458cc | 2011-2014 | WRX, WRX Limited, WRX Premium | US9255 |
| IMPREZA (MEX) | | | |
| 2.0L L4 1983cc 121 CID | 2008-2009 | AWD | US9223 |
| 2.5L L4 2457cc 150 CID | 2010-2011 | 2.5i Sport AWD | US6049 |
| 2.5L L4 2457cc 150 CID | 2010 | WRX, WRX GT AWD, WRX SE AWD, WRX STI | US9215 |
| JUSTY | | | |
| 1.2L L3 1189cc | 1987-1994 | | US9486 |
| LEGACY | | | |
| 2.2L H4 2212cc | 1990 | Base, L, LS | US9223 |
| 2.2L H4 2212cc | 1991-1992 | L, LS, LSi, Sport | US9223 |
| 2.2L H4 2212cc | 1993-1994 | Sport | US9255 |
| 2.2L H4 2212cc | 1993 | L, LS, LSi | US9223 |
| 2.2L H4 2212cc | 1994 | Alpine Sport, GT, Outdoor, Sun Sport, Touring, L, LS, LSi | US9223 |
| 2.2L H4 2212cc | 1995 | Base, L, LS, Lsi | US9223 |
| 2.2L H4 2212cc | 1996 | | US9223 |
| 2.2L H4 2212cc | 1997-1998 | Brighton, L, Postal | US9223 |
| 2.2L H4 2212cc | 1999 | Brighton, L 30th Anniversary, Limited 30th Anniversary, L | US9223 |
| 2.5L H4 2458cc | 1996 | GT, Outback, LSi | US9223 |
| 2.5L H4 2458cc | 1997 | GT, LSi, Outback, Outback Limited | US9223 |
| 2.5L H4 2458cc | 1998 | GT Limited, GT, Outback | US9223 |
| 2.5L H4 2458cc | 1999 | GT, Outback, Limited 30th Anniversary, Outback Limited, SUS 30th Anniversary | US9223 |
| 2.5L H4 2458cc | 2000 | | US9223 |
| 2.5L H4 2458cc | 2001-2002 | GT Limited, GT, L | US9223 |
| 2.5L H4 2458cc | 2003 | GT, L, L SE | US9223 |
| 2.5L H4 2458cc | 2004 | GT, L, L 35th Anniversary | US9223 |
| 2.5L H4 2458cc | 2005 | GT, GT Limited | US9215 |
| 2.5L H4 2458cc | 2005 | i, Limited | US9223 |
| 2.5L H4 2458cc | 2006 | 2.5i | US6049 |
| 2.5L H4 2458cc | 2006 | GT, GT spec.B | US9215 |
| 2.5L H4 2458cc | 2007-2009 | 2.5i Special Edition, GT Limited, GT spec.B | US9215 |
| 2.5L H4 2458cc | 2007 | 2.5i, 2.5i Limited; EJ253 Desig.; FI | US6049 |
| 2.5L H4 2458cc | 2008-2009 | 2.5i, 2.5i Limited | US6049 |
| 2.5L H4 2458cc | 2010-2012 | 2.5GT, 2.5i Premium, 2.5i, 2.5i Limited | US6049 |
| 2.5L H4 2498cc 152 CID | 2013-2015 | 2.5i, 2.5i Limited, 2.5i Premium | US9384 |
| 2.5L H4 2498cc 152 CID | 2014 | 2.5i Sport, 2.5i, 2.5i Limited, 2.5i Premium | US9384 |
| 3.0L H6 3000cc | 2008 | 3.0 R Limited | US9421 |
| 3.0L H6 3000cc | 2009 | 3.0 R, 3.0 R Limited | US9421 |
| 3.6L H6 3630cc | 2010-2012 | 3.6R, 3.6R Limited, 3.6R Premium | US6692 |
| 3.6L H6 3630cc | 2013 | 3.6R, 3.6R Limited | US6692 |
| 3.6L H6 3630cc | 2014-2015 | 3.6R Limited | US6692 |

| Engine | Years | Application Description | USMW |
|------------------------|-----------|--|--------|
| LEGACY (MEX) | | | |
| 2.0L L4 1987cc 122 CID | 2008 | AWD | US9223 |
| 2.5L L4 2457cc 150 CID | 2011-2013 | 2.5i Sport AWD | US6049 |
| 2.5L L4 2457cc 150 CID | 2013 | 2.5 GT AWD | US9215 |
| 3.6L H6 3630cc 222 CID | 2014 | 3.6R AWD | US9421 |
| LOYALE | | | |
| 1.8L H4 1781cc | 1990-1994 | Base | US9161 |
| OUTBACK | | | |
| 2.5L H4 2458cc | 2000 | Base | US9223 |
| 2.5L H4 2458cc | 2001-2003 | Base, Limited | US9223 |
| 2.5L H4 2458cc | 2004 | Base, Limited | US9223 |
| 2.5L H4 2458cc | 2005 | i | US9223 |
| 2.5L H4 2458cc | 2005 | Limited, XT Limited, XT | US9215 |
| 2.5L H4 2458cc | 2006-2009 | 2.5i, 2.5i Limited | US6049 |
| 2.5L H4 2458cc | 2006 | XT | US9215 |
| 2.5L H4 2458cc | 2007-2009 | XT Limited | US9215 |
| 2.5L H4 2458cc | 2007 | 2.5i Basic, 2.5i, 2.5i Limited | US6049 |
| 2.5L H4 2458cc | 2008 | 2.5i L.L. Bean Edition, 2.5i Limited L.L. Bean Edition, Base, 2.5i, 2.5i Limited | US6049 |
| 2.5L H4 2458cc | 2010-2012 | 2.5i Premium, 2.5i, 2.5i Limited | US6049 |
| 2.5L H4 2498cc 152 CID | 2013-2015 | 2.5i, 2.5i Limited, 2.5i Premium | US9384 |
| 3.0L H6 3000cc | 2001 | L.L. Bean, VDC | US9421 |
| 3.0L H6 3000cc | 2002-2003 | H6, L.L. Bean, VDC | US9421 |
| 3.0L H6 3000cc | 2004 | H6, H6 35th Anniversary Edition, H6 VDC, L.L. Bean | US9421 |
| 3.0L H6 3000cc | 2005 | R, R L.L. Bean Edition, VDC Limited | US9421 |
| 3.0L H6 3000cc | 2006 | R, R L.L. Bean Edition, R VDC Limited | US9421 |
| 3.0L H6 3000cc | 2007-2008 | R L.L. Bean Edition | US9421 |
| 3.0L H6 3000cc | 2009 | 3.0 R Limited | US9421 |
| 3.6L H6 3630cc | 2010-2012 | 3.6R, 3.6R Limited, 3.6R Premium | US6692 |
| 3.6L H6 3630cc | 2013 | 3.6R, 3.6R Limited | US6692 |
| 3.6L H6 3630cc | 2014-2015 | 3.6R Limited | US6692 |
| OUTBACK (MEX) | | | |
| 2.5L L4 2457cc 150 CID | 2013 | 2.5i AWD, 2.5i Limited AWD | US6049 |
| 3.6L H6 3630cc 222 CID | 2014 | 3.6R AWD | US9421 |
| RX | | | |
| 1.8L H4 1781cc | 1986-1989 | Turbo; Exc. Air Cond. | US9161 |
| 1.8L H4 1781cc | 1986-1989 | Turbo; With Air Cond. | US9080 |
| STANDARD | | | |
| 1.4L H4 1361cc | 1976 | Main | US9014 |
| 1.6L H4 1595cc | 1977-1979 | Main | US9014 |
| 1.6L H4 1595cc | 1980-1987 | Base | US9025 |
| 1.8L H4 1781cc | 1981-1982 | Base | US9025 |
| SVX | | | |
| 3.3L H6 3318cc | 1992 | LS, LSL | US9254 |
| 3.3L H6 3318cc | 1993 | LSL | US9254 |
| 3.3L H6 3318cc | 1994-1995 | L, LSi, LS | US9254 |
| 3.3L H6 3318cc | 1996-1997 | L, LSi | US9254 |
| TRIBECA | | | |
| 3.6L H6 3630cc | 2008-2009 | Base, Limited | US6692 |
| 3.6L H6 3630cc | 2010-2012 | Limited, Premium, Touring | US6692 |
| 3.6L H6 3630cc | 2013-2014 | Limited | US6692 |
| WRX (MEX) | | | |
| 2.5L L4 2457cc 150 CID | 2012-2014 | SE AWD, STI AWD | US9215 |
| WRX STI | | | |
| 2.5L H4 2458cc | 2015 | Base, Launch Edition, Limited | US9215 |
| XT | | | |
| 1.8L H4 1781cc | 1985-1991 | DL, GL | US9080 |
| 2.7L H6 2672cc | 1988-1991 | XT6 | US9109 |
| XV CROSSTREK | | | |
| 2.0L H4 1995cc | 2013-2014 | Limited, Premium | US9384 |
| 2.0L H4 1995cc | 2015 | Base, Limited, Premium | US9384 |
| SUZUKI | | | |
| AERIO | | | |
| 2.0L L4 2000cc | 2002-2003 | GS, S, SX | US9342 |
| 2.3L L4 2290cc 140 CID | 2004-2005 | LX, S, SX | US9342 |

| Engine | Years | Application Description | USMW |
|---------------------------|-----------|---|--------|
| SUZUKI (CONT.) | | | |
| AERIO (CONT.) | | | |
| 2.3L L4 2290cc 140 CID | 2006 | Base, Premium, SX, SX Premium | US9342 |
| 2.3L L4 2290cc 140 CID | 2007 | Base, Premium | US9342 |
| EQUATOR | | | |
| 4.0L V6 3954cc | 2009 | Base, RMZ-4, Sport | US9426 |
| 4.0L V6 3954cc | 2010-2012 | RMZ-4, Sport | US9426 |
| ESTEEM | | | |
| 1.6L L4 1590cc 97 CID | 1995-1996 | GL, GLX, GLX Plus | US5048 |
| 1.6L L4 1590cc 97 CID | 1997-2000 | GL, GLX, GLX Plus | US9374 |
| 1.8L L4 1790cc | 1999-2002 | GL, GLX, GLX Plus | US9342 |
| FORENZA | | | |
| 2.0L L4 2000cc | 2004-2005 | EX, LX, S | US8925 |
| 2.0L L4 2000cc | 2006 | Base, Premium | US8925 |
| 2.0L L4 2000cc | 2007-2008 | Base | US8925 |
| GRAND VITARA | | | |
| 2.4L L4 2393cc | 2009 | Base, Premium, Luxury, XSport | US6292 |
| 2.4L L4 2393cc | 2010 | Base, Premium, Limited, XSport | US6292 |
| 2.4L L4 2393cc | 2011-2013 | Base, Premium, Limited | US6292 |
| 2.4L L4 2393cc | 2012 | Base, Premium, Limited, Ultimate Adventure Edition | US6292 |
| 2.5L V6 2500cc | 1999 | JLX, JLX Plus, JS, JS Plus | US9385 |
| 2.5L V6 2500cc | 2000 | JLS Plus, JLS, Limited, JLX, JLX Plus | US9385 |
| 2.5L V6 2500cc | 2001 | JLS Plus, JLS Plus SE, JLX Plus SE, JLS, Limited, JLX, JLX Plus | US9385 |
| 2.5L V6 2500cc | 2002 | JLS, Limited, JLX | US9385 |
| 2.5L V6 2500cc | 2003 | Base | US9385 |
| 2.5L V6 2500cc | 2004-2005 | EX, LX | US9385 |
| 2.7L V6 2737cc | 2001 | XL-7, XL-7 Limited, XL-7 Plus, XL-7 Touring | US9385 |
| 2.7L V6 2737cc | 2006 | Base, Luxury, XSport, Premium | US9385 |
| 2.7L V6 2737cc | 2007-2008 | Base, Luxury, XSport | US9385 |
| 3.2L V6 3195cc | 2009 | Luxury, XSport | US8932 |
| 3.2L V6 3195cc | 2010 | Limited, XSport | US8932 |
| GRAND VITARA (MEX) | | | |
| 2.4L L4 2393cc 146 CID | 2010-2014 | GL, GLS | US6292 |
| 2.4L L4 2393cc 146 CID | 2012 | GL, GLS, Himalaya | US6292 |
| 2.4L L4 2393cc 146 CID | 2015 | GL, GLS, Special | US6292 |
| KIZASHI | | | |
| 2.4L L4 2388cc 146 CID | 2010 | GTS, SLS, S, SE | US6292 |
| 2.4L L4 2388cc 146 CID | 2011-2012 | S, SE, Sport GTS, Sport SLS | US6292 |
| 2.4L L4 2388cc 146 CID | 2013 | Base, GTS, SLS, SE | US6292 |
| RENO | | | |
| 2.0L L4 1998cc | 2005 | EX, LX, S | US8925 |
| 2.0L L4 1998cc | 2006 | Base, Convenience, Premium | US8925 |
| 2.0L L4 1998cc | 2007 | Base | US8925 |
| 2.0L L4 1998cc 122 CID | 2008 | Base | US8925 |
| SAMURAI | | | |
| 1.3L L4 1298cc 79 CID | 1990-1995 | JL | US5029 |
| 1.3L L4 1298cc 79 CID | 1991 | JA, JL, JS | US5029 |
| 1.3L L4 1298cc 79 CID | 1992-1993 | JA, JL | US5029 |
| 1.3L L4 1325cc 81 CID | 1986-1987 | JA, JX, JX SE | US5029 |
| 1.3L L4 1325cc 81 CID | 1988 | JA, JX | US5029 |
| 1.3L L4 1325cc 81 CID | 1989 | Base | US5029 |
| SIDEKICK | | | |
| 1.3L L4 1325cc 81 CID | 1989 | JA | US5029 |
| 1.6L L4 1590cc 97 CID | 1989 | JLX, JX | US5048 |
| 1.6L L4 1590cc 97 CID | 1990-1994 | JLX, JS, JX | US5048 |
| 1.6L L4 1590cc 97 CID | 1991 | JL, JLX, JS, JX | US5048 |
| 1.6L L4 1590cc 97 CID | 1993 | Base, JLX, JS, JX | US5048 |
| 1.6L L4 1590cc 97 CID | 1995 | Fi; G16KC Desig.; JS, Fi; G16KV Desig.; JS, JLX, JX | US5048 |
| 1.6L L4 1590cc 97 CID | 1996-1998 | JS, JX | US5048 |
| 1.8L L4 1840cc | 1996 | JLX Sport, JX Sport | US9342 |
| 1.8L L4 1840cc | 1997-1998 | JLX Sport, JX Sport, JS Sport | US9342 |
| SJ410 | | | |
| 1.0L L3 993cc 61 CID | 1982 | From Vin# F10A548474 | US9232 |
| 1.0L L3 993cc 61 CID | 1982 | To Vin# F10A548473 | US9227 |

| Engine | Years | Application Description | USMW |
|------------------------|-----------|--|--------|
| 1.0L L4 970cc 59 CID | 1983-1984 | From Vin# F10A548474 | US9232 |
| 1.0L L4 970cc 59 CID | 1983-1984 | To Vin# F10A548473 | US9227 |
| SWIFT | | | |
| 1.3L L4 1298cc 79 CID | 1989 | GLX, GTI | US5058 |
| 1.3L L4 1298cc 79 CID | 1990 | GA, GS, GT, GL, S, GLX | US5058 |
| 1.3L L4 1298cc 79 CID | 1991-1994 | GA, GS, GT | US5058 |
| 1.3L L4 1298cc 79 CID | 1995-1999 | Base | US5058 |
| 1.3L L4 1298cc 79 CID | 2000-2001 | GA, GL | US5058 |
| SWIFT (MEX) | | | |
| 1.5L L4 1500cc 92 CID | 2007-2009 | | US9374 |
| SX4 | | | |
| 2.0L L4 1995cc | 2007-2009 | Base, Sport | US9342 |
| 2.0L L4 1995cc | 2010 | Base, Crossover, LE, Sport SE, Sportback, Sport GTS, Sport S | US6292 |
| 2.0L L4 1995cc | 2011 | Crossover, LE, Sport SE, Sportback, LE Anniversary Edition, Sport GTS, Sport S | US6292 |
| 2.0L L4 1995cc | 2012-2013 | Crossover, LE, Sport SE, Sportback | US6292 |
| VERONA | | | |
| 2.5L L6 2492cc | 2004-2005 | EX, LX, S | US6241 |
| 2.5L L6 2492cc | 2006 | Base, Luxury | US6241 |
| VITARA | | | |
| 1.6L L4 1590cc 97 CID | 1999 | JS Plus, JX Plus, JS, JX | US9374 |
| 1.6L L4 1590cc 97 CID | 2000-2001 | JLS, JLX, JS, JX | US9374 |
| 2.0L L4 2000cc | 1999 | JS Plus, JX Plus, JS, JX | US9342 |
| 2.0L L4 2000cc | 2000-2001 | JLS, JLX, JS, JX | US9342 |
| 2.0L L4 2000cc | 2002 | JLS, JLX | US9342 |
| 2.0L L4 2000cc | 2003 | Base | US9342 |
| 2.5L V6 2500cc | 2004 | LX | US9385 |
| X-90 | | | |
| 1.6L L4 1590cc 97 CID | 1996-1997 | Base | US5048 |
| 1.6L L4 1590cc 97 CID | 1998 | Base, SE | US5048 |
| XL-7 | | | |
| 2.7L V6 2700cc | 2002 | Base, Plus, Limited, Touring | US9385 |
| 2.7L V6 2700cc | 2003 | Limited, Touring | US9385 |
| 2.7L V6 2700cc | 2004 | EX, LX | US9385 |
| 2.7L V6 2737cc | 2005 | EX, LX | US9385 |
| 2.7L V6 2737cc | 2006 | Base, Premium | US9385 |
| 3.6L V6 3564cc | 2007 | Base, Limited, Luxury | US8932 |
| 3.6L V6 3564cc | 2008 | Base, Limited, Luxury, Premium | US8932 |
| 3.6L V6 3564cc | 2009 | Limited, Luxury, Premium | US8932 |
| TOYOTA | | | |
| 4RUNNER | | | |
| 2.4L L4 2366cc | 1984 | DLX, SR5 | US9017 |
| 2.4L L4 2366cc | 1985 | SR5, DLX | US9141 |
| 2.4L L4 2366cc | 1986-1988 | SR5; DLX | US9141 |
| 2.4L L4 2366cc | 1989 | DLX, SR5 | US9141 |
| 2.4L L4 2366cc | 1990-1995 | SR5 | US9141 |
| 2.7L L4 2694cc | 1996-2000 | Base | US9293 |
| 2.7L L4 2694cc | 2010 | SR5 | US9293 |
| 3.0L V6 2959cc | 1988 | SR5 | US9142 |
| 3.0L V6 2959cc | 1989-1990 | DLX, SR5 | US9142 |
| 3.0L V6 2959cc | 1991-1992 | SR5 | US9145 |
| 3.0L V6 2959cc | 1993-1995 | Main; W/O Bypass tube | US9320 |
| 3.0L V6 2959cc | 1993-1995 | SR5 | US9291 |
| 3.4L V6 3378cc | 1996-2002 | Limited, SR5 | US9324 |
| 3.4L V6 3378cc | 2001 | Base, Limited, SR5 | US9324 |
| 4.0L V6 3956cc 241 CID | 2003-2009 | Limited, Sport, SR5 | US6037 |
| 4.0L V6 3956cc 241 CID | 2006-2007 | 1GRFE Desig.; Fi; SR5, Limited, Sport | US6037 |
| 4.0L V6 3956cc 241 CID | 2010-2014 | Limited, SR5, Trail | US6599 |
| 4.0L V6 3956cc 241 CID | 2015 | Limited, SR5, Trail, TRD Pro | US6599 |
| 4.7L V8 4663cc 285 CID | 2003-2009 | Limited, Sport, SR5 | US9257 |
| 4.7L V8 4663cc 285 CID | 2006-2008 | 2UZFE Desig.; Fi; Limited, Sport, SR5 | US9257 |
| AVALON | | | |
| 3.0L V6 2995cc | 1995-2004 | XL, XLS | US9306 |
| 3.0L V6 2995cc | 1996 | XL | US9306 |
| 3.5L V6 3456cc | 2005-2008 | Limited, Touring, XL, XLS | US6047 |
| 3.5L V6 3456cc | 2009-2010 | Limited, XL, XLS | US6047 |
| 3.5L V6 3456cc | 2011 | Base, Limited, XLS | US6047 |

| Engine | Years | Application Description | USMW |
|------------------------|-----------|--|---------|
| TOYOTA (CONT.) | | | |
| AVALON (CONT.) | | | |
| 3.5L V6 3456cc | 2012 | Base, Limited | US6047 |
| 3.5L V6 3456cc | 2013-2014 | Limited, XLE | US6047 |
| 3.5L V6 3456cc | 2015 | Limited, XLE, XLE Premium, XLE Touring, XLE Touring SE | US6047 |
| AVANZA (MEX) | | | |
| 1.5L L4 1497cc 91 CID | 2007-2011 | | US9406 |
| CAMRY | | | |
| 1.8L L4 1839cc | 1984-1986 | DLX | US9059 |
| 2.0L L4 1974cc | 1986 | DLX | US9059 |
| 2.0L L4 1995cc | 1983-1986 | DLX, LE | US9048 |
| 2.0L L4 1998cc 122 CID | 1987 | DLX, LE | US9099 |
| 2.0L L4 1998cc 122 CID | 1988-1991 | Base, DLX All Trac, LE All Trac, DLX, LE | US9099 |
| 2.2L L4 2164cc | 1992 | DLX, LE, XLE | US9099 |
| 2.2L L4 2164cc | 1993-1996 | DX, LE, XLE | US9099 |
| 2.2L L4 2164cc | 1997-1999 | CE, LE, XLE | US9099 |
| 2.2L L4 2164cc | 2000-2001 | LE, CE, XLE | US9099 |
| 2.4L L4 2362cc | 2002-2011 | | US9414 |
| 2.4L L4 2362cc | 2007-2011 | ELECTRIC/GAS; Hybrid; HVAC System | US11012 |
| 2.5L L4 2494cc 152 CID | 2010-2015 | | US6252 |
| 2.5L V6 2508cc | 1988-1991 | DLX, LE | US9258 |
| 3.0L V6 2959cc | 1992 | DLX, LE, SE, XLE | US9258 |
| 3.0L V6 2959cc | 1993 | DX, LE, SE, XLE | US9258 |
| 3.0L V6 2995cc | 1994-2003 | LE, XLE, SE | US9306 |
| 3.0L V6 2995cc | 1997-1998 | CE, LE, XLE | US9306 |
| 3.0L V6 2995cc | 1999-2006 | LE, XLE | US9306 |
| 3.3L V6 3300cc | 2004 | SE | US9306 |
| 3.3L V6 3300cc 202 CID | 2005-2006 | SE | US9306 |
| 3.5L V6 3456cc | 2007-2011 | LE, SE, XLE | US6047 |
| 3.5L V6 3456cc | 2012-2014 | SE, XLE | US6047 |
| 3.5L V6 3456cc | 2015 | XLE, XSE | US6047 |
| CELICA | | | |
| 1.6L L4 1587cc | 1990-1993 | ST | US9057 |
| 1.8L L4 1762cc 107 CID | 1994-1997 | ST | US9272 |
| 1.8L L4 1794cc | 2000-2005 | GT | US9376 |
| 1.8L L4 1795cc | 2000-2005 | GTS | US9405 |
| 2.0L L4 1995cc | 1986 | ST | US9048 |
| 2.0L L4 1998cc | 1986-1989 | GTS | US9140 |
| 2.0L L4 1998cc | 1986 | GT | US9048 |
| 2.0L L4 1998cc 122 CID | 1987-1989 | GT, ST | US9099 |
| 2.0L L4 1998cc 122 CID | 1988-1992 | All Trac | US9140 |
| 2.0L L4 1998cc 122 CID | 1993 | GTS All Trac | US9140 |
| 2.2L L4 2164cc | 1990-1993 | GT, GTS | US9099 |
| 2.2L L4 2164cc | 1994-1999 | GT | US9099 |
| 2.2L L4 2189cc | 1975-1977 | Main | US9027 |
| 2.2L L4 2189cc | 1978-1979 | Main | US9017 |
| 2.2L L4 2189cc | 1980 | GT, ST | US9017 |
| 2.4L L4 2366cc | 1981-1982 | GT, ST | US9017 |
| 2.4L L4 2366cc | 1983-1984 | GT, ST, GTS | US9017 |
| 2.4L L4 2366cc | 1985 | GT, GTS, ST | US9141 |
| 2.6L L6 2563cc | 1979 | Main, Supra | US9180 |
| 2.6L L6 2563cc | 1980 | Supra | US9039 |
| 2.8L L6 2754cc | 1982-1986 | Supra | US9040N |
| 2.8L L6 2759cc | 1981 | Supra | US9039 |
| COROLLA | | | |
| 1.2L L4 1166cc | 1977 | Main | US9021 |
| 1.2L L4 1166cc | 1978-1979 | Main | US9015 |
| 1.2L L4 1166cc 71 CID | 1971-1974 | | US1006 |
| 1.6L L4 1587cc | 1983 | Base, DLX, SR5 | US9057 |
| 1.6L L4 1587cc | 1984-1987 | Sport DLX, Sport SR5 | US9046 |
| 1.6L L4 1587cc | 1984 | Base, DLX, LE | US9057 |
| 1.6L L4 1587cc | 1985-1986 | DLX, LE, LE Limited | US9057 |
| 1.6L L4 1587cc | 1985-1987 | Sport GTS | US9075 |
| 1.6L L4 1587cc | 1987-1988 | FX, FX16, FX16 GTS | US9076 |
| 1.6L L4 1587cc | 1987 | DLX, LE | US9057 |
| 1.6L L4 1587cc | 1988-1989 | DLX, DLX All Trac, GTS, SR5, LE, SR5 All Trac | US9057 |

| Engine | Years | Application Description | USMW |
|-------------------------|-----------|---|---------|
| 1.6L L4 1587cc | 1990 | Base, DLX, DLX All Trac, GTS, SR5, LE, SR5 All Trac | US9057 |
| 1.6L L4 1587cc | 1991 | Base, DLX, DLX All Trac, GTS, SR5, LE | US9057 |
| 1.6L L4 1587cc | 1992 | Base, DLX, DLX All Trac, LE | US9057 |
| 1.6L L4 1587cc | 1993-1996 | Base | US9271 |
| 1.6L L4 1587cc | 1997 | Base, CE | US9271 |
| 1.6L L4 1588cc | 1975 | Main | US9012 |
| 1.6L L4 1588cc | 1976 | Main; From 12/75 | US9016 |
| 1.6L L4 1588cc | 1976 | Main; To 12/75 | US9012 |
| 1.6L L4 1588cc | 1977-1979 | Main | US9018 |
| 1.8L L4 1762cc 107 CID | 1993-1995 | DX, LE | US9272 |
| 1.8L L4 1762cc 107 CID | 1996 | DX | US9272 |
| 1.8L L4 1762cc 107 CID | 1997 | CE, LE, DX | US9272 |
| 1.8L L4 1770cc | 1980-1982 | Base, DLX, SR5 | US9018 |
| 1.8L L4 1794cc | 1998-2000 | CE, LE, VE | US9376 |
| 1.8L L4 1794cc | 2001-2008 | CE, LE, S | US9376 |
| 1.8L L4 1795cc | 2005-2006 | XRS | US9405 |
| 1.8L L4 1798cc | 2009-2015 | Base, LE, S, XLE | US6232 |
| 1.8L L4 1839cc | 1984-1985 | DLX | US9059 |
| 2.4L L4 2362cc | 2009-2010 | | US9414 |
| CORONA | | | |
| 1.9L L4 1897cc 116 CID | 1968-1970 | | US9181 |
| 2.2L L4 2189cc | 1975 | Main | US9005 |
| 2.2L L4 2189cc | 1976-1977 | Main | US9027 |
| 2.2L L4 2189cc | 1978-1979 | Main | US9017 |
| 2.2L L4 2189cc | 1980 | DLX, LE | US9017 |
| 2.4L L4 2366cc | 1981-1982 | DLX, LE | US9017 |
| CRESSIDA | | | |
| 2.6L L6 2563cc | 1978-1979 | Main, | US9180 |
| 2.6L L6 2563cc | 1980 | Base | US9039 |
| 2.8L L6 2754cc | 1983-1988 | Luxury | US9040N |
| 2.8L L6 2759cc | 1981-1982 | Luxury | US9039 |
| 3.0L L6 2954cc | 1989-1992 | Luxury | US9100 |
| CROWN | | | |
| 2.3L L6 2253cc 138 CID | 1967-1971 | | US9180 |
| ECHO | | | |
| 1.5L L4 1497cc | 2000-2005 | Base | US9406 |
| FJ CRUISER | | | |
| 4.0L V6 3956cc 241 CID | 2007 | Base, TRD Special Edition | US6037 |
| 4.0L V6 3956cc 241 CID | 2008 | Base, Trail Teams Special Edition | US6037 |
| 4.0L V6 3956cc 241 CID | 2009 | Base | US6037 |
| 4.0L V6 3956cc 241 CID | 2010-2014 | Base | US6599 |
| FJ CRUISER (MEX) | | | |
| 4.0L V6 3956cc 241 CID | 2013-2014 | Premium | US6599 |
| HIACE (MEX) | | | |
| 2.7L L4 2694cc 164 CID | 2006-2012 | | US9293 |
| HIGHLANDER | | | |
| 2.4L L4 2362cc | 2001-2007 | Base | US9414 |
| 2.7L L4 2672cc 163 CID | 2009-2011 | Base | US6252 |
| 2.7L L4 2672cc 163 CID | 2012 | Base, SE | US6252 |
| 2.7L L4 2672cc 163 CID | 2013 | Base, Plus | US6252 |
| 2.7L L4 2672cc 163 CID | 2014-2015 | LE | US6252 |
| 3.0L V6 2995cc | 2001-2003 | Base, Limited | US9306 |
| 3.3L V6 3300cc | 2004 | Base, Limited | US9306 |
| 3.3L V6 3300cc 202 CID | 2005 | Base, Limited | US9306 |
| 3.3L V6 3300cc 202 CID | 2006-2007 | Base, Limited, Hybrid, Hybrid Limited, Sport | US9306 |
| 3.3L V6 3300cc 202 CID | 2008-2010 | Hybrid, Hybrid Limited | US9306 |
| 3.5L V6 3456cc | 2008-2009 | Base, Limited, Sport | US6047 |
| 3.5L V6 3456cc | 2010 | Base, Limited, SE, Sport | US6047 |
| 3.5L V6 3456cc | 2011 | Base, Hybrid, Hybrid Limited, Limited | US6047 |
| 3.5L V6 3456cc | 2012 | Base, Hybrid, Hybrid Limited, Limited, SE | US6047 |
| 3.5L V6 3456cc | 2013 | Base, Hybrid, Hybrid Limited, Limited, Plus, SE | US6047 |
| 3.5L V6 3456cc | 2014-2015 | Hybrid Limited, LE, LE Plus, XLE, Limited | US6047 |
| HILUX (MEX) | | | |
| 2.7L L4 2694cc 164 CID | 2004-2010 | | US9293 |
| LAND CRUISER | | | |
| 3.9L L6 3878cc | 1969-1974 | | US9078 |
| 4.0L L6 3956cc | 1988-1992 | Base | US9155 |

| Engine | Years | Application Description | USMW |
|-----------------------------|-----------|---|---------|
| TOYOTA (CONT.) | | | |
| LAND CRUISER (CONT.) | | | |
| 4.2L L6 4227cc | 1977-1979 | Main; (Exc.Oil Cooler) | US9327 |
| 4.2L L6 4227cc | 1977-1979 | Main; (Exc.Oil Cooler) (To 01/79) | US9493 |
| 4.2L L6 4227cc | 1979 | Main; (From 01/79) | US9189 |
| 4.2L L6 4227cc | 1980 | Base; Power Steering | US9189 |
| 4.2L L6 4227cc | 1981-1987 | Base | US9337 |
| 4.5L L6 4477cc | 1993-1997 | Base | US9269 |
| 4.7L V8 4663cc 285 CID | 1998-2007 | Base | US9257 |
| 5.7L V8 5663cc 345 CID | 2008-2015 | Base | US6197 |
| MARK II | | | |
| 2.6L L6 2563cc | 1974-1976 | | US9180 |
| MATRIX | | | |
| 1.8L L4 1794cc | 2003-2008 | | US9376 |
| 1.8L L4 1795cc | 2003-2006 | XRS | US9405 |
| 1.8L L4 1798cc | 2009-2013 | Base | US6232 |
| 2.4L L4 2362cc | 2009-2010 | S, XRS | US9414 |
| 2.4L L4 2362cc | 2011-2013 | S | US9414 |
| MR2 | | | |
| 1.6L L4 1587cc | 1985-1987 | GT | US9076 |
| 1.6L L4 1587cc | 1988-1989 | GT, Super Charged | US9076 |
| 2.0L L4 1998cc 122 CID | 1991-1995 | Turbo | US9140 |
| 2.2L L4 2164cc | 1991-1995 | Base | US9099 |
| MR2 (MEX) | | | |
| 1.8L L4 1796cc 110 CID | 2006 | Spyder | US9376 |
| MR2 SPYDER | | | |
| 1.8L L4 1794cc | 2000-2005 | Base | US9376 |
| PASEO | | | |
| 1.5L L4 1497cc | 1992-1994 | Base | US9098 |
| 1.5L L4 1497cc | 1995-1997 | Base | US9334 |
| 1.5L L4 1497cc | 1995-1997 | Base | US9367 |
| 1.5L L4 1497cc | 1998 | Base, Convertible | US9334 |
| 1.5L L4 1497cc | 1998 | Base, Convertible; Main | US9367 |
| PICKUP | | | |
| 2.2L L4 2188cc | 1981-1982 | DLX | US9094 |
| 2.2L L4 2188cc | 1983 | DLX, SR5 | US9094 |
| 2.2L L4 2189cc | 1975 | Main | US9005 |
| 2.2L L4 2189cc | 1976-1977 | Main | US9027 |
| 2.2L L4 2189cc | 1978-1979 | Main | US9017 |
| 2.2L L4 2189cc | 1980 | Base, DLX, SR5 | US9017 |
| 2.4L L4 2366cc | 1981-1983 | Base, DLX, SR5 | US9017 |
| 2.4L L4 2366cc | 1984 | | US9017 |
| 2.4L L4 2366cc | 1985-1991 | | US9141 |
| 2.4L L4 2366cc | 1989-1990 | Base, DLX, SR6 | US9141 |
| 2.4L L4 2366cc | 1992-1993 | Base, DLX, SR5 | US9141 |
| 2.4L L4 2366cc | 1994-1995 | Base, DLX | US9141 |
| 2.4L L4 2446cc | 1984 | DLX | US9200 |
| 2.4L L4 2446cc | 1985 | DLX, DLX Turbo | US9200 |
| 3.0L V6 2959cc | 1988-1989 | Base, DLX, SR5 | US9142 |
| 3.0L V6 2959cc | 1989 | Base, DLX, SR5; 1 Ton Chassis | US9145 |
| 3.0L V6 2959cc | 1990 | From 02/1990 | US9145 |
| 3.0L V6 2959cc | 1990 | To 02/1990 | US9142 |
| 3.0L V6 2959cc | 1991-1992 | DLX, SR5 | US9145 |
| 3.0L V6 2959cc | 1993-1995 | DLX, SR5 | US9291 |
| 3.0L V6 2959cc | 1993-1995 | Main; W/O Bypass tube | US9320 |
| PREVIA | | | |
| 2.4L L4 2438cc | 1991-1997 | DX, LE | US9216 |
| 2.4L L4 2438cc | 1994-1995 | LE, XLE, Limited | US9216 |
| PRIUS | | | |
| 1.5L L4 1497cc | 2001-2006 | Base | US9406 |
| 1.5L L4 1497cc | 2004-2006 | Base; ELECTRIC/GAS; Heat Storage Tank Assy. | US11013 |
| 1.5L L4 1497cc | 2004-2006 | Base; ELECTRIC/GAS; HVAC System | US11011 |
| 1.5L L4 1497cc | 2007-2009 | Base, Touring | US9406 |
| 1.5L L4 1497cc | 2007-2009 | Heat Storage Tank Assy. | US11013 |
| 1.5L L4 1497cc | 2007-2009 | HVAC System | US11011 |
| 1.8L L4 1798cc 110 CID | 2010-2015 | | US6682 |

| Engine | Years | Application Description | USMW |
|------------------------|-----------|-------------------------------|--------|
| PRIUS (MEX) | | | |
| 1.8L L4 1798cc 110 CID | 2013-2014 | | US6682 |
| PRIUS C | | | |
| 1.5L L4 1497cc 91 CID | 2012-2016 | | US6682 |
| PRIUS PLUG-IN | | | |
| 1.8L L4 1798cc 110 CID | 2012-2015 | | US6682 |
| PRIUS V | | | |
| 1.8L L4 1798cc 110 CID | 2012-2016 | | US6682 |
| RAV4 | | | |
| 2.0L L4 1998cc 122 CID | 1996-2000 | Base | US9099 |
| 2.0L L4 1998cc 122 CID | 2001-2003 | Base | US9414 |
| 2.4L L4 2362cc | 2004 | Base | US9414 |
| 2.4L L4 2362cc | 2005 | Base, L, Sport | US9414 |
| 2.4L L4 2362cc | 2006-2008 | Base, Limited, Sport | US9414 |
| 2.5L L4 2494cc 152 CID | 2009-2012 | Base, Sport, Limited | US6252 |
| 2.5L L4 2494cc 152 CID | 2013-2015 | LE, XLE, Limited | US6252 |
| 3.5L V6 3456cc | 2006-2012 | Base, Limited, Sport | US6047 |
| SEQUOIA | | | |
| 4.6L V8 4608cc | 2010-2012 | Limited, SR5 | US6336 |
| 4.7L V8 4663cc 285 CID | 2001-2009 | Limited, SR5 | US9257 |
| 5.7L V8 5663cc 345 CID | 2008-2015 | | US6197 |
| SIENNA | | | |
| 2.7L L4 2672cc 163 CID | 2011-2012 | Base, LE | US6252 |
| 3.0L V6 2995cc | 1998-2000 | CE, LE | US9306 |
| 3.0L V6 2995cc | 1999-2003 | CE, LE, XLE | US9306 |
| 3.3L V6 3300cc 202 CID | 2004-2005 | CE, LE, XLE, XLE Limited | US9306 |
| 3.3L V6 3300cc 202 CID | 2006 | CE, LE, XLE, Limited | US9306 |
| 3.5L V6 3456cc | 2007-2008 | CE, LE, Limited, XLE | US6047 |
| 3.5L V6 3456cc | 2009-2010 | CE, LE, XLE | US6047 |
| 3.5L V6 3456cc | 2011-2012 | Base, LE, XLE, Limited, SE | US6047 |
| 3.5L V6 3456cc | 2013 | Base, L, LE, XLE, Limited, SE | US6047 |
| 3.5L V6 3456cc | 2014-2015 | L, LE, XLE, Limited, SE | US6047 |
| SIENNA CE (MEX) | | | |
| 3.5L V6 3499cc 213 CID | 2011 | | US6047 |
| SOLARA | | | |
| 2.2L L4 2164cc | 1999-2001 | SE | US9099 |
| 2.4L L4 2362cc | 2002-2008 | | US9414 |
| 3.0L V6 2995cc | 1999-2003 | SE, SLE | US9306 |
| 3.3L V6 3300cc | 2004 | SE, SLE | US9306 |
| 3.3L V6 3300cc 202 CID | 2005 | SE, SLE | US9306 |
| 3.3L V6 3300cc 202 CID | 2006 | SE Sport, SE, SLE | US9306 |
| 3.3L V6 3300cc 202 CID | 2007-2008 | SE, SLE, Sport | US9306 |
| STARLET | | | |
| 1.3L L4 1290cc | 1981-1982 | Base | US9015 |
| 1.3L L4 1290cc | 1983-1984 | Base | US9064 |
| SUPRA | | | |
| 3.0L L6 2954cc | 1986 | Base | US9100 |
| 3.0L L6 2954cc | 1987-1992 | Base, Turbo | US9100 |
| 3.0L L6 2997cc | 1993-1998 | Base, Twin Turbo | US9292 |
| T100 | | | |
| 2.7L L4 2694cc | 1994-1998 | Base | US9293 |
| 3.0L V6 2959cc | 1993-1994 | Main; W/O Bypass tube | US9320 |
| 3.0L V6 2959cc | 1993 | Base, One-Ton, SR5 | US9291 |
| 3.0L V6 2959cc | 1994 | DX, SR5 | US9291 |
| 3.4L V6 3378cc | 1995-1998 | | US9324 |
| TACOMA | | | |
| 2.4L L4 2438cc | 1995-2004 | Base | US9293 |
| 2.4L L4 2438cc | 1998-2000 | Base, SR5 | US9293 |
| 2.7L L4 2694cc | 1995-1997 | Base | US9293 |
| 2.7L L4 2694cc | 1998-2000 | Base, Pre Runner, SR5 | US9293 |
| 2.7L L4 2694cc | 2001-2015 | Base, Pre Runner | US9293 |
| 3.4L V6 3378cc | 1995-2000 | | US9325 |
| 3.4L V6 3378cc | 1995-2004 | | US9324 |
| 4.0L V6 3956cc 241 CID | 2005-2013 | Base, Pre Runner, X-Runner | US6037 |
| 4.0L V6 3956cc 241 CID | 2014 | Base, Pre Runner | US6037 |
| 4.0L V6 3956cc 241 CID | 2015 | Base, Pre Runner, TRD Pro | US6037 |

| Engine | Years | Application Description | USMW |
|------------------------|-----------|--|--------|
| TOYOTA (CONT.) | | | |
| TERCEL | | | |
| 1.5L L4 1452cc | 1980 | DLX, SR5, STD, | US9028 |
| 1.5L L4 1452cc | 1981-1982 | DLX; Calif, SR5; Calif, STD; Calif | US9086 |
| 1.5L L4 1452cc | 1981-1982 | DLX; Exc.Calif, SR5; Exc.Calif, STD; Exc.Calif | US9045 |
| 1.5L L4 1452cc | 1983-1985 | DLX, SR5, STD | US9045 |
| 1.5L L4 1452cc | 1986 | DLX, SR5, STD, | US9045 |
| 1.5L L4 1452cc | 1987-1988 | DLX, SR5, DX | US9045 |
| 1.5L L4 1456cc | 1987 | DLX, STD | US9098 |
| 1.5L L4 1456cc | 1988 | DLX, EZ, STD | US9098 |
| 1.5L L4 1456cc | 1989-1990 | Base, DX, EZ, STD | US9098 |
| 1.5L L4 1456cc | 1991-1993 | DLX, LE, STD | US9098 |
| 1.5L L4 1456cc | 1994 | DLX, EZ, STD; From 08/1994 | US9334 |
| 1.5L L4 1456cc | 1994 | DLX, EZ; To 08/1994 | US9098 |
| 1.5L L4 1456cc | 1994 | LE, STD; From 08/94 | US9367 |
| 1.5L L4 1497cc | 1995-1996 | DX, STD | US9334 |
| 1.5L L4 1497cc | 1997 | CE; To 11/1996 | US9334 |
| 1.5L L4 1497cc | 1998 | CE | US9367 |
| TUNDRA | | | |
| 3.4L V6 3378cc | 2000-2004 | Column Shift | US9325 |
| 3.4L V6 3378cc | 2000-2004 | Floor Shift | US9324 |
| 4.0L V6 3956cc 241 CID | 2005-2010 | Base, SR5 | US6037 |
| 4.0L V6 3956cc 241 CID | 2007 | 1GRFE Desig.; Base; FI, SR5 | US6037 |
| 4.0L V6 3956cc 241 CID | 2011 | From 10/2010 | US6599 |
| 4.0L V6 3956cc 241 CID | 2011 | To 10/2010 | US6037 |
| 4.0L V6 3956cc 241 CID | 2012-2013 | Base | US6599 |
| 4.0L V6 3956cc 241 CID | 2014 | SR | US6599 |
| 4.6L V8 4608cc | 2010-2013 | | US6336 |
| 4.6L V8 4608cc | 2014-2015 | SR, SR5 | US6336 |
| 4.7L V8 4663cc 285 CID | 2000-2002 | Limited, SR5 | US9257 |
| 4.7L V8 4663cc 285 CID | 2003-2004 | Limited, SR6 | US9257 |
| 4.7L V8 4663cc 285 CID | 2005-2009 | Base, Limited, SR5 | US9257 |
| 5.7L V8 5663cc 345 CID | 2007-2015 | | US6197 |
| VAN | | | |
| 2.0L L4 1998cc 122 CID | 1984-1985 | Wagon Crg, Wagon DX, Wagon LE | US9092 |
| 2.2L L4 2237cc | 1986-1989 | Wagon Crg, Wagon DX, Wagon LE | US9092 |
| VENZA | | | |
| 2.7L L4 2672cc 163 CID | 2009-2011 | Base | US6252 |
| 2.7L L4 2672cc 163 CID | 2012-2015 | LE, XLE | US6252 |
| 3.5L V6 3456cc | 2009-2011 | Base | US6047 |
| 3.5L V6 3456cc | 2012-2014 | LE, Limited, XLE | US6047 |
| 3.5L V6 3456cc | 2015 | Limited, XLE | US6047 |
| YARIS | | | |
| 1.5L L4 1497cc | 2007-2009 | Base, S | US9406 |
| 1.5L L4 1497cc | 2010-2011 | Base | US9406 |
| 1.5L L4 1497cc | 2012-2015 | L, LE, SE | US9406 |
| YARIS (MEX) | | | |
| 1.3L L4 1295cc 79 CID | 2004-2005 | | US9406 |
| 1.5L L4 1497cc 91 CID | 2006 | | US9406 |
| 1.5L L4 1497cc 91 CID | 2011 | Core, Premium | US9406 |
| VOLKSWAGEN | | | |
| ATLANTIC (MEX) | | | |
| 1.7L L4 1700cc 104 CID | 1981 | 40mm hub | US9066 |
| 1.7L L4 1700cc 104 CID | 1982-1986 | 30mm hub | US9065 |
| 1.8L L4 1800cc 110 CID | 1984-1987 | 30mm hub | US9065 |
| BEETLE | | | |
| 1.8L L4 1781cc | 1999-2000 | GL, GLS, GLX | US9377 |
| 1.8L L4 1781cc | 2001-2002 | AWP Desig.; Turbo S, GLX, GL, GLS, Sport | US9377 |
| 1.8L L4 1781cc | 2003 | AWP Desig.; Turbo S, GLX, GL, GLS | US9377 |
| 1.8L L4 1781cc | 2004 | AWP Desig.; Turbo S, GLX, GLS | US9377 |
| 1.8L L4 1781cc | 2005 | GLS | US9377 |
| 1.9L L4 1896cc 116 CID | 1998 | TDI | US9378 |
| 1.9L L4 1896cc 116 CID | 1999-2003 | GL, GLS | US9378 |
| 1.9L L4 1896cc 116 CID | 2001-2002 | GL, GLS, Sport | US9378 |
| 1.9L L4 1896cc 116 CID | 2004 | ALH Desig.; GL, ALH Desig.; GLS, BEW Desig.; GL, BEW Desig.; GLS | US6034 |
| 1.9L L4 1896cc 116 CID | 2005 | GLS TDI | US6034 |

| Engine | Years | Application Description | USMW |
|------------------------|-----------|---|----------|
| 1.9L L4 1896cc 116 CID | 2006 | TDI | US6034 |
| 2.0L L4 1968cc 120 CID | 2013-2014 | TDI | US6034 |
| 2.0L L4 1984cc 121 CID | 1998-2005 | GL, GLS | US9377 |
| 2.0L L4 1984cc 121 CID | 2000 | AEG Desig.; FI; GLS, GL | US9377 |
| 2.0L L4 1984cc 121 CID | 2001-2002 | GL, GLS, Sport | US9377 |
| 2.0L L4 1984cc 121 CID | 2012-2013 | Turbo; Electric Water Pump | US11008 |
| 2.0L L4 1984cc 121 CID | 2012 | CCTA Desig.; Turbo; Pump only | US9047 |
| 2.0L L4 1984cc 121 CID | 2012 | CCTA Desig.; Turbo; With back plate housing | US9047-2 |
| 2.0L L4 1984cc 121 CID | 2013 | CCTA Desig.; FI; Turbo; Pump only | US9047 |
| 2.0L L4 1984cc 121 CID | 2013 | CCTA Desig.; FI; Turbo; With back plate housing | US9047-2 |
| 2.5L L5 2480cc 151 CID | 2006-2007 | 2.5; BPR Desig.; 2.5; BPS Desig. | US6050 |
| 2.5L L5 2480cc 151 CID | 2008 | BPR Desig.; S, BPR Desig.; SE, BPS Desig.; S, BPS Desig.; SE | US6050 |
| 2.5L L5 2480cc 151 CID | 2009 | BPR Desig.; Base, BPS Desig.; Base | US6050 |
| 2.5L L5 2480cc 151 CID | 2010 | BPR Desig.; Base; FI, BPS Desig.; Base; FI | US6050 |
| 2.5L L5 2480cc 151 CID | 2012-2014 | Base; CBTA Desig.; FI, Base; CBUA Desig.; FI | US6050 |
| 2.5L L5 2480cc 151 CID | 2013 | Base; CBTA Desig.; Base; CBUA Desig. | US6050 |
| BEETLE (MEX) | | | |
| 2.0L L4 1984cc 121 CID | 2010-2011 | GLS | US9377 |
| 2.5L L5 2480cc 151 CID | 2010 | Sport, Sport GLX | US6050 |
| 2.5L L5 2480cc 151 CID | 2011-2014 | Sport | US6050 |
| 2.5L L5 2480cc 151 CID | 2013 | Fender, Sport, X-Box | US6050 |
| BEETLE (MEX) | | | |
| 2.0L L4 1984cc 121 CID | 2006-2009 | | US9377 |
| BORA (MEX) | | | |
| 1.9L L4 1896cc 116 CID | 2010 | TDI | US6212 |
| 2.0L H4 1984cc 121 CID | 2010 | GLI | US6022 |
| 2.5L L5 2480cc 151 CID | 2010 | Style | US9262 |
| BORA (MEX) | | | |
| 1.9L L4 1896cc 116 CID | 2007-2009 | | US6212 |
| 2.0L H4 1984cc 121 CID | 2007-2009 | | US6022 |
| 2.0L L4 1984cc 121 CID | 2006 | | US9377 |
| 2.5L L5 2480cc 151 CID | 2005-2009 | | US6050 |
| CABRIO | | | |
| 2.0L L4 1984cc 121 CID | 1995-2002 | | US9065 |
| CABRIOLET | | | |
| 1.8L L4 1780cc | 1985-1993 | | US9065 |
| CARIBE | | | |
| 1.6L L4 1588cc 97 CID | 1977-1979 | | US9066 |
| CARIBE (MEX) | | | |
| 1.6L L4 1600cc 98 CID | 1977-1980 | 40mm hub | US9066 |
| 1.7L L4 1700cc 104 CID | 1981-1986 | 30mm hub | US9065 |
| 1.8L L4 1800cc 110 CID | 1984 | 40mm hub | US9066 |
| 1.8L L4 1800cc 110 CID | 1985-1987 | 30mm hub | US9065 |
| CC | | | |
| 2.0L L4 1984cc 121 CID | 2009-2010 | Luxury, Sport; Electric Water Pump | US11008 |
| 2.0L L4 1984cc 121 CID | 2009-2010 | Luxury, Sport; Pump only | US9047 |
| 2.0L L4 1984cc 121 CID | 2009-2010 | Luxury, Sport; With back plate housing | US9047-2 |
| 2.0L L4 1984cc 121 CID | 2011 | Luxury, R-Line, Sport; Electric Water Pump | US11008 |
| 2.0L L4 1984cc 121 CID | 2011 | Luxury, R-Line, Sport; Pump only | US9047 |
| 2.0L L4 1984cc 121 CID | 2011 | Luxury, R-Line, Sport; With back plate housing | US9047-2 |
| 2.0L L4 1984cc 121 CID | 2012 | Lux Limited, Lux Plus, Lux Limited, Lux Plus, Lux, R-Line, Sport; Pump only | US9047 |
| 2.0L L4 1984cc 121 CID | 2012 | Lux Limited, Lux Plus, Lux Limited, Lux Plus, Lux, R-Line, Sport; With back plate housing | US9047-2 |
| 2.0L L4 1984cc 121 CID | 2012 | Lux Limited, Lux Plus, Lux, R-Line, Sport; Electric Water Pump | US11008 |
| 2.0L L4 1984cc 121 CID | 2013 | Lux, R-Line, Sport Plus, Sport; Pump only | US9047 |
| 2.0L L4 1984cc 121 CID | 2013 | Lux, R-Line, Sport Plus, Sport; With back plate housing | US9047-2 |
| 2.0L L4 1984cc 121 CID | 2013 | Lux, Sport Plus, Sport; Electric Water Pump | US11008 |
| 2.0L L4 1984cc 121 CID | 2014-2015 | Executive, R-Line, Sport; Pump only | US9047 |
| 2.0L L4 1984cc 121 CID | 2014-2015 | Executive, R-Line, Sport; Pump only; With back plate housing | US9047-2 |
| 2.0L L4 1984cc 121 CID | 2014 | Executive, R-Line, Sport; Electric Water Pump | US11008 |
| 3.6L V6 3597cc 219 CID | 2009-2010 | VR6 4Motion, VR6, VR6 Sport | US6221 |
| 3.6L V6 3597cc 219 CID | 2011 | VR6 4Motion | US6221 |

| Engine | Years | Application Description | USMW |
|---------------------------|-----------|--|----------|
| VOLKSWAGEN (CONT.) | | | |
| CC (CONT.) | | | |
| 3.6L V6 3597cc 219 CID | 2012 | Executive | US6221 |
| 3.6L V6 3597cc 219 CID | 2013 | Lux, VR6 4Motion Executive | US6221 |
| 3.6L V6 3597cc 219 CID | 2014 | 4 Motion | US6221 |
| 3.6L V6 3597cc 219 CID | 2015 | Executive 4 Motion | US6221 |
| CLASICO (MEX) | | | |
| 2.0L H4 1984cc 121 CID | 2012 | CL | US6022 |
| COMBI (MEX) | | | |
| 1.8L L4 1780cc 108 CID | 1998-2001 | 30mm hub | US9065 |
| 1.8L L4 1800cc 110 CID | 1989-1997 | 30mm hub | US9065 |
| CORRADO | | | |
| 1.8L L4 1780cc | 1990 | G60 | US9065 |
| 1.8L L4 1780cc | 1991-1992 | G61 | US9065 |
| 2.8L V6 2792cc | 1992-1994 | SLC | US9262 |
| CRAFTER (MEX) | | | |
| 2.5L L5 2459cc 151 CID | 2008-2011 | | US6050 |
| CROSSFOX | | | |
| 1.6L L4 1599cc 98 CID | 2007-2009 | Main (Mex) | US8949 |
| CROSSFOX (MEX) | | | |
| 1.6L L4 1600cc 98 CID | 2007-2009 | | US8949 |
| DASHER | | | |
| 1.5L L4 1471cc | 1975-1979 | Main | US9066 |
| 1.5L L4 1471cc | 1980 | Base | US9066 |
| 1.6L L4 1588cc 97 CID | 1976-1979 | Main | US9066 |
| 1.6L L4 1588cc 97 CID | 1980-1981 | Base | US9066 |
| DERBY (MEX) | | | |
| 1.8L L4 1780cc 108 CID | 1998-2001 | 30mm hub | US9065 |
| 1.8L L4 1781cc 109 CID | 2002-2009 | 30mm hub | US9065 |
| 1.8L L4 1800cc 110 CID | 1995-1997 | 30mm hub | US9065 |
| 2.0L L4 1984cc 121 CID | 2002-2003 | | US9377 |
| EOS | | | |
| 2.0L L4 1984cc 121 CID | 2007 | 2.0T, Base | US6022 |
| 2.0L L4 1984cc 121 CID | 2008 | Komfort, Lux, Turbo | US6022 |
| 2.0L L4 1984cc 121 CID | 2009-2011 | Komfort, Lux; Electric Water Pump | US11008 |
| 2.0L L4 1984cc 121 CID | 2009-2011 | Komfort, Lux; Pump only | US9047 |
| 2.0L L4 1984cc 121 CID | 2009-2011 | Komfort, Lux; With back plate housing | US9047-2 |
| 2.0L L4 1984cc 121 CID | 2009 | BPY Desig.; Komfort, BPY Desig.; Lux | US6022 |
| 2.0L L4 1984cc 121 CID | 2012 | Executive, Komfort, Lux; Electric Water Pump | US11008 |
| 2.0L L4 1984cc 121 CID | 2012 | Executive, Komfort, Lux; Pump only | US9047 |
| 2.0L L4 1984cc 121 CID | 2012 | Executive, Komfort, Lux; With back plate housing | US9047-2 |
| 2.0L L4 1984cc 121 CID | 2013 | Executive, Komfort, Lux, Sport; Electric Water Pump | US11008 |
| 2.0L L4 1984cc 121 CID | 2013 | Executive, Komfort, Lux, Sport; Pump only | US9047 |
| 2.0L L4 1984cc 121 CID | 2013 | Executive, Komfort, Lux, Sport; With back plate housing | US9047-2 |
| 2.0L L4 1984cc 121 CID | 2014 | Executive, Komfort, Sport; Electric Water Pump | US11008 |
| 2.0L L4 1984cc 121 CID | 2014 | Executive, Komfort, Sport; Pump only | US9047 |
| 2.0L L4 1984cc 121 CID | 2014 | Executive, Komfort, Sport; With back plate housing | US9047-2 |
| 2.0L L4 1984cc 121 CID | 2015 | Executive, Final Edition, Komfort; With back plate housing | US9047-2 |
| 2.0L L4 1984cc 121 CID | 2015 | Executive, Final Edition, Komfort; Pump only | US9047 |
| 3.2L V6 3189cc 195 CID | 2007 | 3.2 | US9471 |
| 3.2L V6 3189cc 195 CID | 2007 | 3.2; Electric Water Pump | US11004 |
| 3.2L V6 3189cc 195 CID | 2008 | VR6 | US9471 |
| 3.2L V6 3189cc 195 CID | 2008 | VR6; Electric Water Pump | US11004 |
| 3.2L V6 3197cc 195 CID | 2008 | VR6 | US9471 |
| 3.2L V6 3197cc 195 CID | 2008 | VR6; Electric Water Pump | US11004 |
| EUROVAN | | | |
| 2.5L L5 2459cc 150 CID | 1993 | CL, MV | US9274 |
| 2.5L L5 2459cc 150 CID | 1995 | Camper | US9274 |
| 2.8L V6 2792cc | 1997 | Camper | US9262 |
| 2.8L V6 2792cc | 1999-2001 | GLS, MV | US9262 |
| 2.8L V6 2792cc | 2000 | GLS, MV, VR6; Electric Water Pump | US11004 |
| 2.8L V6 2792cc | 2001-2003 | GLS, MV; Electric Water Pump | US11004 |

| Engine | Years | Application Description | USMW |
|------------------------|-----------|---|----------|
| 2.8L V6 2792cc | 2002 | GLS, MV; From Chassis/VIN 70-2-097 001 | US9471 |
| 2.8L V6 2792cc | 2002 | GLS, MV; To Chassis/VIN 70-2-097 000 | US9262 |
| 2.8L V6 2792cc | 2003 | GLS, MV | US9471 |
| EUROVAN (MEX) | | | |
| 1.9L L4 1896cc 116 CID | 2006-2008 | | US6212 |
| 1.9L L4 1896cc 116 CID | 2009 | | US9378 |
| 2.5L L5 2461cc 150 CID | 2001-2003 | | US9262 |
| 2.5L L5 2461cc 150 CID | 2004 | | US9274 |
| FOX | | | |
| 1.8L L4 1780cc | 1987-1993 | | US9065 |
| GLI (MEX) | | | |
| 2.0L L4 1984cc 121 CID | 2007 | | US9377 |
| GOL | | | |
| 1.6L L4 1598cc 98 CID | 2009-2012 | Main (Mex) | US8949 |
| 1.6L L4 1598cc 98 CID | 2013 | Comfortline, Main; (Mex) | US8949 |
| GOL (MEX) | | | |
| 1.6L L4 1599cc 98 CID | 2011 | Comfortline, GT, Sport, Trendline | US8949 |
| 1.6L L4 1599cc 98 CID | 2012 | Comfortline, GT, | US8949 |
| 1.6L L4 1599cc 98 CID | 2013 | Comfortline | US8949 |
| 1.6L L4 1600cc 98 CID | 2009-2010 | | US8949 |
| GOL SEDAN | | | |
| 1.6L L4 1598cc 98 CID | 2011 | Comfortline, Sport | US8949 |
| GOLF | | | |
| 1.6L L4 1588cc 97 CID | 1985-1988 | | US9065 |
| 1.8L L4 1780cc | 1985-1992 | | US9065 |
| 1.8L L4 1781cc | 2000-2001 | GLS, GTI GLS | US9377 |
| 1.8L L4 1781cc | 2002 | GTI 1.8T, GTI 337 | US9377 |
| 1.8L L4 1781cc | 2002 | GTI 1.8T, GTI 337; Electric Water Pump | US11003 |
| 1.8L L4 1781cc | 2003 | GTI 1.8T, GTI 20th Anniversary | US9377 |
| 1.8L L4 1781cc | 2003 | GTI 1.8T, GTI 20th Anniversary; Electric Water Pump | US11003 |
| 1.8L L4 1781cc | 2004-2006 | GTI 1.8T | US9377 |
| 1.8L L4 1781cc | 2004-2006 | GTI 1.8T; Electric Water Pump | US11003 |
| 1.9L L4 1896cc 116 CID | 1999 | GL, TDI | US9378 |
| 1.9L L4 1896cc 116 CID | 2000-2003 | GL, GLS | US9378 |
| 1.9L L4 1896cc 116 CID | 2004 | GL, TDI, GLS TDI | US6034 |
| 1.9L L4 1896cc 116 CID | 2005 | TDI | US6034 |
| 1.9L L4 1896cc 116 CID | 2006 | GLS TDI | US6034 |
| 2.0L L4 1968cc 120 CID | 2010-2014 | TDI | US6034 |
| 2.0L L4 1984cc 121 CID | 1990-1998 | | US9065 |
| 2.0L L4 1984cc 121 CID | 1999-2006 | GL, GLS | US9377 |
| 2.0L L4 1984cc 121 CID | 1999 | Wolfsburg Edition | US9065 |
| 2.0L L4 1984cc 121 CID | 2000 | GL, GTI GLS, GLS | US9377 |
| 2.0L L4 1984cc 121 CID | 2012-2013 | R | US6022 |
| 2.5L L5 2480cc 151 CID | 2010-2014 | Base | US6050 |
| 2.8L V6 2792cc | 1995 | GTI VR6 | US9262 |
| 2.8L V6 2792cc | 1996-1998 | GTI VR7 | US9262 |
| 2.8L V6 2792cc | 1999 | GTI | US9262 |
| 2.8L V6 2792cc | 2000-2001 | GTI GLX | US9262 |
| 2.8L V6 2792cc | 2000-2001 | GTI GLX; Electric Water Pump | US11004 |
| 2.8L V6 2792cc | 2002-2005 | GTI VR6 | US9471 |
| 2.8L V6 2792cc | 2002-2005 | GTI VR6; Electric Water Pump | US11004 |
| 3.2L V6 3189cc | 2004 | R32 | US9471 |
| 3.2L V6 3189cc | 2004 | R32; Electric Water Pump | US11004 |
| GOLF (MEX) | | | |
| 1.4L L4 1390cc 85 CID | 2013 | | US8952 |
| 1.4L L4 1390cc 85 CID | 2015 | Comfortline, Highline | US8952 |
| 1.4L L4 1390cc 85 CID | 2016 | Comfortline, Highline, Trendline | US8952 |
| 1.8L L4 1781cc 109 CID | 1998-1999 | | US9065 |
| 1.8L L4 1800cc 110 CID | 1987-1997 | 30mm hub | US9065 |
| 2.0L L4 1984cc 121 CID | 2001-2003 | GTI | US9377 |
| 2.0L L4 1984cc 121 CID | 2007 | | US9377 |
| GTI | | | |
| 2.0L L4 1984cc 121 CID | 2006 | Base | US6022 |
| 2.0L L4 1984cc 121 CID | 2007 | Base, Fahrenheit | US6022 |
| 2.0L L4 1984cc 121 CID | 2008-2013 | Base; Electric Water Pump | US11008 |
| 2.0L L4 1984cc 121 CID | 2008-2013 | Base; Pump only | US9047 |
| 2.0L L4 1984cc 121 CID | 2008-2013 | Base; With back plate housing | US9047-2 |

| Engine | Years | Application Description | USMW |
|---------------------------|-----------|---|----------|
| VOLKSWAGEN (CONT.) | | | |
| GTI (CONT.) | | | |
| 2.0L L4 1984cc 121 CID | 2008 | BPY Desig.; Base | US6022 |
| 2.0L L4 1984cc 121 CID | 2014 | Driver's Edition, Wolfsburg Edition; Pump only | US9047 |
| 2.0L L4 1984cc 121 CID | 2014 | Driver's Edition, Wolfsburg Edition; With back plate housing | US9047-2 |
| 2.0L L4 1984cc 121 CID | 2014 | Wolfsburg Edition; Electric Water Pump | US11008 |
| JETTA | | | |
| 1.6L L4 1588cc 97 CID | 1980 | Base | US9066 |
| 1.6L L4 1588cc 97 CID | 1981 | Base, Special Edition | US9066 |
| 1.6L L4 1588cc 97 CID | 1982 | Base; From Chassis/VIN 630001 | US9065 |
| 1.6L L4 1588cc 97 CID | 1982 | Base; To Chassis/VIN 630000 | US9066 |
| 1.6L L4 1588cc 97 CID | 1983-1992 | | US9065 |
| 1.7L L4 1715cc | 1981-1984 | | US9065 |
| 1.8L L4 1780cc | 1984-1992 | | US9065 |
| 1.8L L4 1781cc | 2000-2002 | GLS | US9377 |
| 1.8L L4 1781cc | 2001 | GLS, Wolfsburg Edition | US9377 |
| 1.8L L4 1781cc | 2002 | GLS; Electric Water Pump | US11003 |
| 1.8L L4 1781cc | 2003 | GL, GLS, Wolfsburg Edition | US9377 |
| 1.8L L4 1781cc | 2003 | GL, GLS, Wolfsburg Edition; Electric Water Pump | US11003 |
| 1.8L L4 1781cc | 2004-2005 | GL, GLI, GLS | US9377 |
| 1.8L L4 1781cc | 2004-2005 | GL, GLI, GLS; Electric Water Pump | US11003 |
| 1.9L L4 1896cc 116 CID | 1997-1998 | TDI | US9065 |
| 1.9L L4 1896cc 116 CID | 1999-2004 | ALH Desig.; TDI | US9378 |
| 1.9L L4 1896cc 116 CID | 1999 | AHU Desig.; TDI | US9065 |
| 1.9L L4 1896cc 116 CID | 2000-2003 | TDI | US9378 |
| 1.9L L4 1896cc 116 CID | 2004 | BEW Desig.; TDI | US6034 |
| 1.9L L4 1896cc 116 CID | 2005 | GL TDI, GLS TDI, TDI | US6212 |
| 1.9L L4 1896cc 116 CID | 2006 | BRM Desig.; FI; TDI | US6212 |
| 2.0L L4 1968cc 120 CID | 2009-2011 | TDI | US6034 |
| 2.0L L4 1968cc 120 CID | 2010 | TDI, TDI Cup Edition | US6034 |
| 2.0L L4 1968cc 120 CID | 2012-2014 | TDI, TDI Premium | US6034 |
| 2.0L L4 1984cc 121 CID | 1990-1998 | | US9065 |
| 2.0L L4 1984cc 121 CID | 1999 | ABA Desig.; FI; GL | US9065 |
| 2.0L L4 1984cc 121 CID | 1999 | AEG Desig.; FI; GL | US9377 |
| 2.0L L4 1984cc 121 CID | 2000-2005 | | US9377 |
| 2.0L L4 1984cc 121 CID | 2006-2007 | 2.0T, GLI | US6022 |
| 2.0L L4 1984cc 121 CID | 2008 | BPY Desig.; GLI, Wolfsburg Edition | US6022 |
| 2.0L L4 1984cc 121 CID | 2008 | GLI, Wolfsburg Edition; Electric Water Pump | US11008 |
| 2.0L L4 1984cc 121 CID | 2008 | GLI, Wolfsburg Edition; Pump only | US9047 |
| 2.0L L4 1984cc 121 CID | 2008 | GLI, Wolfsburg Edition; With back plate housing | US9047-2 |
| 2.0L L4 1984cc 121 CID | 2009 | SEL, Wolfsburg Edition; Electric Water Pump | US11008 |
| 2.0L L4 1984cc 121 CID | 2009 | SEL, Wolfsburg Edition; Pump only | US9047 |
| 2.0L L4 1984cc 121 CID | 2009 | SEL, Wolfsburg Edition; With back plate housing | US9047-2 |
| 2.0L L4 1984cc 121 CID | 2010 | Wolfsburg Edition; Electric Water Pump | US11008 |
| 2.0L L4 1984cc 121 CID | 2010 | Wolfsburg Edition; Pump only | US9047 |
| 2.0L L4 1984cc 121 CID | 2010 | Wolfsburg Edition; With back plate housing | US9047-2 |
| 2.0L L4 1984cc 121 CID | 2011 | Base, S | US9377 |
| 2.0L L4 1984cc 121 CID | 2012-2013 | GLI; Electric Water Pump | US11008 |
| 2.0L L4 1984cc 121 CID | 2012-2015 | S | US9377 |
| 2.0L L4 1984cc 121 CID | 2012 | CBFA Desig.; GLI; Pump only | US9047 |
| 2.0L L4 1984cc 121 CID | 2012 | CBFA Desig.; GLI; With back plate housing | US9047-2 |
| 2.0L L4 1984cc 121 CID | 2013 | CBFA Desig.; FI; GLI, CCTA Desig.; FI; GLI; With back plate housing | US9047-2 |
| 2.0L L4 1984cc 121 CID | 2013 | CBFA Desig.; FI; GLI; CCTA Desig.; FI; GLI; Pump only | US9047 |
| 2.5L L5 2480cc 151 CID | 2005 | 2.5 | US6050 |
| 2.5L L5 2480cc 151 CID | 2006 | 2.5, Value Edition | US6050 |
| 2.5L L5 2480cc 151 CID | 2007 | 2.5, Wolfsburg Edition | US6050 |
| 2.5L L5 2480cc 151 CID | 2008 | | US6050 |
| 2.5L L5 2480cc 151 CID | 2009-2013 | S, SE, SEL | US6050 |
| 2.5L L5 2480cc 151 CID | 2014 | S, SE | US6050 |
| 2.8L V6 2792cc | 1994-2002 | GLX | US9262 |
| 2.8L V6 2792cc | 1999 | GLX, GLS | US9262 |
| 2.8L V6 2792cc | 2000-2001 | GLS, GLX | US9262 |
| 2.8L V6 2792cc | 2000-2001 | GLS, GLX; Electric Water Pump | US11004 |

| Engine | Years | Application Description | USMW |
|-------------------------|-----------|---|----------|
| 2.8L V6 2792cc | 2002 | GLI, GLS, GLX; Electric Water Pump | US11004 |
| 2.8L V6 2792cc | 2002 | GLS, LX, GLI | US9471 |
| 2.8L V6 2792cc | 2003 | GLI, GLX | US9471 |
| 2.8L V6 2792cc | 2003 | GLI, GLX; Electric Water Pump | US11004 |
| 2.8L V6 2792cc | 2004 | GLI | US9471 |
| 2.8L V6 2792cc | 2004 | GLS; Electric Water Pump | US11004 |
| JETTA (MEX) | | | |
| 1.4L L4 1395cc 85 CID | 2013 | Hybrid, Hybrid SE, Hybrid SEL | US8952 |
| 1.4L L4 1395cc 85 CID | 2014 | Hybrid, Hybrid SE, Hybrid SEL, Hybrid SEL Premium | US8952 |
| 1.4L L4 1395cc 85 CID | 2015 | Hybrid SEL Premium | US8952 |
| 1.4L L4 1395cc 85 CID | 2016 | Hybrid SEL Premium, S, SE | US8952 |
| 1.8L L4 1780cc 108 CID | 1998-1999 | | US9066 |
| 1.8L L4 1781cc 109 CID | 2009 | | US9377 |
| 1.8L L4 1800cc 110 CID | 1987-1997 | 30mm hub | US9065 |
| 1.9L L4 1896cc 116 CID | 2007-2010 | | US6212 |
| 1.9L L4 1896cc 116 CID | 2008 | | US9378 |
| 1.9L L4 1896cc 116 CID | 2009 | | US6034 |
| 2.0L H4 1984cc 121 CID | 2010 | Clasico, Europa | US6022 |
| 2.0L L4 1984cc 121 CID | 2006-2013 | | US9377 |
| 2.0L L4 1984cc 121 CID | 2010 | City, | US9377 |
| 2.5L L5 2480cc 151 CID | 2011 | Bicentenario, Sport, Style | US6050 |
| 2.5L L5 2480cc 151 CID | 2012-2014 | Sport, Style, Style Active | US6050 |
| LUPO | | | |
| 1.6L L4 1599cc 98 CID | 2005-2009 | Main (Mex) | US8949 |
| LUPO (MEX) | | | |
| 1.6L L4 1600cc 98 CID | 2005-2009 | | US8949 |
| PANEL (MEX) | | | |
| 1.8L L4 1780cc 108 CID | 1998-2001 | 30mm hub | US9065 |
| 1.8L L4 1800cc 110 CID | 1988-1997 | 30mm hub | US9065 |
| PASSAT | | | |
| 1.8L L4 1781cc | 1998-2001 | GLS | US9401 |
| 1.8L L4 1781cc | 2000-2002 | GLS | US9377 |
| 1.8L L4 1781cc | 2003 | GL, GLS | US9377 |
| 1.8L L4 1781cc | 2004-2005 | GL, GLS, GLS 4 Motion | US9377 |
| 1.9L L4 1896cc 116 CID | 1996-1997 | TDI | US9065 |
| 2.0L L4 1967cc 120 CID | 2004-2005 | GL TDI, GLS TDI | US6034 |
| 2.0L L4 1984cc 121 CID | 1990-1993 | | US9065 |
| 2.0L L4 1984cc 121 CID | 1995-1996 | GLS, GLS; Assembly | US9065 |
| 2.0L L4 1984cc 121 CID | 2006 | 2.0T, Value Edition | US6022 |
| 2.0L L4 1984cc 121 CID | 2007 | 2.0T, Value Edition, Wolfsburg Edition | US6022 |
| 2.0L L4 1984cc 121 CID | 2008 | BPY Desig.; Komfort, BPY Desig.; Lux, BPY Desig.; Turbo | US6022 |
| 2.0L L4 1984cc 121 CID | 2008 | Komfort, Lux, Turbo; Electric Water Pump | US11008 |
| 2.0L L4 1984cc 121 CID | 2008 | Komfort, Lux, Turbo; Pump only | US9047 |
| 2.0L L4 1984cc 121 CID | 2008 | Komfort, Lux, Turbo; With back plate housing | US9047-2 |
| 2.0L L4 1984cc 121 CID | 2009-2010 | Komfort; Electric Water Pump | US11008 |
| 2.0L L4 1984cc 121 CID | 2009-2010 | Komfort; Pump only | US9047 |
| 2.0L L4 1984cc 121 CID | 2009-2010 | Komfort; With back plate housing | US9047-2 |
| 2.5L L5 2480cc 151 CID | 2012-2014 | | US6050 |
| 2.8L V6 2771cc | 1998-1999 | GLS, GLX | US9333 |
| 2.8L V6 2771cc | 2000 | 4 Motion, GLS, GLX | US9333 |
| 2.8L V6 2771cc | 2001-2005 | GLS 4 Motion, GLS, GLX, GLX 4 Motion | US9333 |
| 2.8L V6 2771cc | 2003-2004 | GL, GLS, GLX, GLX 4 Motion | US9333 |
| 2.8L V6 2771cc 170 CID | 2000 | GLX | US9333 |
| 2.8L V6 2792cc | 1993-1997 | GLX | US9262 |
| 3.6L V6 3597cc 219 CID | 2006-2007 | 3.6; BLV Desig.; FI | US6221 |
| 3.6L V6 3597cc 219 CID | 2008 | VR6 | US6221 |
| 3.6L V6 3597cc 219 CID | 2012-2015 | SE, SEL Premium | US6221 |
| PASSAT (MEX) | | | |
| 2.0L H4 1985cc 121 CID | 2010 | | US6022 |
| 2.8L V6 2788cc 170 CID | 1997 | GLX VR6 | US9262 |
| 3.6L V6 3597cc 219 CID | 2009 | | US6221 |
| PHAETON | | | |
| 4.2L V8 4172cc | 2004 | BGH Desig.; FI; V8 | US9410 |
| 4.2L V8 4172cc | 2005-2006 | V8 | US9410 |
| 6.0L W12 5998cc 366 CID | 2006 | W12; Electric Water Pump | US11004 |
| 6.0L W12 6000cc | 2004 | W12; Electric Water Pump | US11004 |

| Engine | Years | Application Description | USMW |
|---------------------------|-----------|----------------------------------|---------|
| VOLKSWAGEN (CONT.) | | | |
| POINTER (MEX) | | | |
| 1.8L L4 1780cc 108 CID | 1998-2002 | 30mm hub | US9065 |
| 1.8L L4 1780cc 108 CID | 1999-2002 | 40mm hub | US9066 |
| 1.8L L4 1781cc 109 CID | 2003-2009 | 30mm hub | US9065 |
| 1.8L L4 1781cc 109 CID | 2003-2009 | | US9377 |
| 1.8L L4 1781cc 109 CID | 2010 | Trendline, | US9065 |
| 2.0L L4 1984cc 121 CID | 2000-2003 | GTI | US9377 |
| POLO | | | |
| 1.6L L4 1596cc 97 CID | 2003-2007 | Main (Mex) | US8949 |
| POLO (MEX) | | | |
| 1.4L L4 1390cc 85 CID | 2013-2014 | GTI | US8952 |
| 1.6L L4 1596cc 97 CID | 2003-2007 | | US8949 |
| 2.0L L4 1984cc 121 CID | 2003-2007 | | US9377 |
| QUANTUM | | | |
| 1.6L L4 1588cc 97 CID | 1982-1985 | | US9065 |
| 1.7L L4 1715cc | 1982-1983 | | US9065 |
| 1.8L L4 1780cc | 1984-1985 | | US9065 |
| 2.2L L5 2144cc | 1983-1984 | | US9052 |
| 2.2L L5 2226cc | 1985-1988 | | US9052 |
| R32 | | | |
| 3.2L V6 3189cc 195 CID | 2008 | Base | US9471 |
| 3.2L V6 3189cc 195 CID | 2008 | Base; Electric Water Pump | US11004 |
| RABBIT | | | |
| 1.5L L4 1457cc | 1978-1980 | | US9066 |
| 1.5L L4 1471cc | 1975-1980 | | US9066 |
| 1.6L L4 1588cc 97 CID | 1976-1977 | Main | US9066 |
| 1.6L L4 1588cc 97 CID | 1980-1982 | | US9066 |
| 1.6L L4 1588cc 97 CID | 1983 | 30mm hub | US9065 |
| 1.6L L4 1588cc 97 CID | 1983 | 40mm hub | US9066 |
| 1.6L L4 1588cc 97 CID | 1984 | L | US9065 |
| 1.7L L4 1715cc | 1981-1984 | 30mm hub | US9065 |
| 1.7L L4 1715cc | 1981-1984 | 40mm hub | US9066 |
| 1.8L L4 1780cc | 1983 | GTI | US9065 |
| 1.8L L4 1780cc | 1984 | GL, Wolfsburg Edition, GTI | US9065 |
| 2.5L L5 2480cc 151 CID | 2006-2007 | 2.5; BGP Desig., 2.5; BGQ Desig. | US6050 |
| 2.5L L5 2480cc 151 CID | 2008-2009 | CBTA Desig.; S, CBUA Desig.; S | US6050 |
| RABBIT CONVERTIBLE | | | |
| 1.6L L4 1588cc 97 CID | 1980 | Base | US9066 |
| 1.7L L4 1715cc | 1981 | Base : Exc. Air Cond. | US9066 |
| 1.7L L4 1715cc | 1981 | Base : With Air Cond. | US9065 |
| 1.7L L4 1715cc | 1982 | Base; VIN A, Base; VIN B | US9065 |
| 1.7L L4 1715cc | 1983 | Base, Wolfsburg Edition | US9065 |
| RABBIT PICKUP | | | |
| 1.5L L4 1457cc | 1980 | 40mm hub | US9066 |
| 1.6L L4 1588cc 97 CID | 1980 | 30mm hub | US9066 |
| 1.6L L4 1588cc 97 CID | 1981-1982 | Base, LX, Sport; 40mm Hub | US9066 |
| 1.6L L4 1588cc 97 CID | 1981-1983 | Base, LX, Sport; 30mm Hub | US9065 |
| 1.7L L4 1715cc | 1981-1982 | 30mm hub | US9065 |
| 1.7L L4 1715cc | 1981-1982 | 40mm hub | US9066 |
| 1.7L L4 1715cc | 1983 | Base, LX, Sport; 40mm Hub | US9066 |
| ROUTAN | | | |
| 3.6L V6 3604cc 220 CID | 2011-2012 | S, SE, SEL Premium, SEL | US8981 |
| 3.6L V6 3604cc 220 CID | 2013-2014 | S, SE, SEL Premium | US8981 |
| 3.8L V6 3778cc 231 CID | 2009-2010 | S, SE | US6231 |
| 4.0L V6 3952cc 241 CID | 2009 | SEL | US8951 |
| 4.0L V6 3952cc 241 CID | 2010 | SEL, SEL Premium | US8951 |
| ROUTAN (MEX) | | | |
| 3.8L V6 3778cc 230 CID | 2010 | Exclusive, Prestige | US6231 |
| SCIROCCO | | | |
| 1.5L L4 1457cc | 1978 | Main | US9066 |
| 1.5L L4 1471cc | 1975 | Main | US9066 |
| 1.6L L4 1588cc 97 CID | 1976-1979 | Main | US9066 |
| 1.6L L4 1588cc 97 CID | 1980 | Base, S | US9066 |
| 1.7L L4 1715cc | 1981 | Base : With Air Cond. | US9065 |
| 1.7L L4 1715cc | 1981 | Base, S; Exc. Air Cond. | US9066 |
| 1.7L L4 1715cc | 1982-1983 | Base, GL | US9065 |

| Engine | Years | Application Description | USMW |
|-------------------------|-----------|--|----------|
| 1.8L L4 1780cc | 1984-1988 | Base | US9065 |
| SHARAN (MEX) | | | |
| 1.8L L4 1781cc 109 CID | 2002-2008 | | US9377 |
| SPORTVAN | | | |
| 1.6L L4 1599cc 98 CID | 2007-2009 | Main (Mex) | US8949 |
| 1.6L L4 1599cc 98 CID | 2010 | Comfortline; Main (Mex) | US8949 |
| SPORTVAN (MEX) | | | |
| 1.6L L4 1599cc 98 CID | 2010 | Comfortline | US8949 |
| 1.6L L4 1600cc 98 CID | 2007-2009 | | US8949 |
| TIGUAN | | | |
| 2.0L L4 1984cc 121 CID | 2009-2013 | S, SE, SEL; Electric Water Pump | US11008 |
| 2.0L L4 1984cc 121 CID | 2009-2013 | S, SE, SEL; Pump only | US9047 |
| 2.0L L4 1984cc 121 CID | 2009-2013 | S, SE, SEL; With back plate housing | US9047-2 |
| 2.0L L4 1984cc 121 CID | 2010 | S, SE, SEL, Wolfsburg Edition; Electric Water Pump | US11008 |
| 2.0L L4 1984cc 121 CID | 2010 | S, SE, SEL, Wolfsburg Edition; Pump only | US9047 |
| 2.0L L4 1984cc 121 CID | 2010 | S, SE, SEL, Wolfsburg Edition; With back plate housing | US9047-2 |
| 2.0L L4 1984cc 121 CID | 2014-2015 | R-Line, S, SE, SEL; Pump only | US9047 |
| 2.0L L4 1984cc 121 CID | 2014-2015 | R-Line, S, SE, SEL; With back plate housing | US9047-2 |
| 2.0L L4 1984cc 121 CID | 2014 | R-Line, S, SE, SEL; Electric Water Pump | US11008 |
| TOUAREG | | | |
| 3.0L V6 2967cc 181 CID | 2009-2011 | TDI | US6146 |
| 3.0L V6 2967cc 181 CID | 2012 | TDI Executive, TDI Lux, TDI Sport | US6146 |
| 3.2L V6 3189cc 195 CID | 2004 | V6; Electric Water Pump | US11004 |
| 3.2L V6 3189cc 195 CID | 2005-2006 | Base | US9471 |
| 3.2L V6 3189cc 195 CID | 2005-2006 | Base; Electric Water Pump | US11004 |
| 3.2L V6 3200cc 195 CID | 2004 | V6 | US9471 |
| 3.2L V6 3200cc 195 CID | 2004 | V6; Electric Water Pump | US11004 |
| 3.2L V6 3200cc 195 CID | 2005 | Base | US9471 |
| 3.2L V6 3200cc 195 CID | 2005 | Base; Electric Water Pump | US11004 |
| 3.6L V6 3597cc 219 CID | 2007-2009 | Base | US6221 |
| 3.6L V6 3597cc 219 CID | 2007-2009 | Base; Electric Water Pump | US11004 |
| 3.6L V6 3597cc 219 CID | 2010 | VR6 | US6221 |
| 3.6L V6 3597cc 219 CID | 2010 | VR6; Electric Water Pump | US11004 |
| 4.2L V8 4163cc | 2007-2009 | Base; Assembly | US6702 |
| 4.2L V8 4163cc | 2007-2009 | Base; Electric Water Pump | US11004 |
| 4.2L V8 4172cc | 2004 | AXQ Desig.; V8 | US9410 |
| 4.2L V8 4172cc | 2005-2007 | Base | US9410 |
| TOUAREG (MEX) | | | |
| 3.0L V6 2967cc 182 CID | 2012 | TDI | US6146 |
| 3.2L V6 3189cc 195 CID | 2007 | AWD | US9471 |
| VAN (MEX) | | | |
| 1.8L L4 1781cc 109 CID | 2003 | 30mm hub | US9065 |
| VANAGON | | | |
| 1.9L H4 1915cc | 1983-1985 | Campmobile, GL, L | US9061 |
| 2.1L H4 2109cc | 1986 | Campmobile, GL, Syncro, L | US9150 |
| 2.1L H4 2109cc | 1987-1988 | Campmobile, GL, Syncro | US9150 |
| 2.1L H4 2109cc | 1989 | Campmobile, GL, Syncro, Carat | US9150 |
| 2.1L H4 2109cc | 1990-1991 | Base, Campmobile, GL, Syncro, Carat | US9150 |
| VENTO (MEX) | | | |
| 1.6L L4 1598cc 98 CID | 2014 | Active, Base, Highline, Style; Gas | US8108 |
| 1.6L L4 1598cc 98 CID | 2014 | Active, Highline, Style; Turbo Diesel | US8109 |
| 1.6L L4 1598cc 98 CID | 2015 | Active TDI, Highline TDI, Style TDI; Turbo Diesel | US8109 |
| 1.6L L4 1598cc 98 CID | 2015 | Active, Base, Highline, Startline, Style; Gas | US8108 |
| 1.6L L4 1598cc 98 CID | 2016 | Comfortline, Highline, Startline; Gas | US8108 |
| VOLKSWAGEN TRUCK | | | |
| TIGUAN (MEX) | | | |
| 1.4L L4 1390cc 85 CID | 2013-2014 | Sport & Style, | US8952 |
| 1.4L L4 1390cc 85 CID | 2015-2016 | Sport & Style 2WD, | US8952 |
| VOLVO | | | |
| 164 | | | |
| 3.0L L6 2980cc | 1975 | Main | US9077 |
| 240 | | | |
| 2.3L L4 2316cc | 1990 | Base, DL | US9068 |
| 2.3L L4 2316cc | 1991 | Base, SE | US9068 |
| 2.3L L4 2316cc | 1992 | Base, GL | US9068 |

| Engine | Years | Application Description | USMW |
|----------------------|-----------|-------------------------|--------|
| VOLVO (CONT.) | | | |
| 240 (CONT.) | | | |
| 2.3L L4 2316cc | 1993 | Base | US9068 |
| 242 | | | |
| 2.1L L4 2127cc | 1976-1979 | Main | US9049 |
| 2.1L L4 2127cc | 1980 | DL | US9049 |
| 2.1L L4 2127cc | 1981-1982 | DL, GL, GLT | US9049 |
| 2.1L L4 2127cc | 1983-1984 | GLT | US9049 |
| 2.3L L4 2316cc | 1983-1984 | DL | US9049 |
| 244 | | | |
| 2.1L L4 2127cc | 1976-1979 | Main | US9049 |
| 2.1L L4 2127cc | 1980-1981 | DL | US9049 |
| 2.1L L4 2127cc | 1982 | DL, GL, GLT | US9049 |
| 2.1L L4 2127cc | 1983 | GLT | US9049 |
| 2.1L L4 2127cc | 1984 | Base | US9049 |
| 2.1L L4 2127cc | 1985 | Turbo | US9049 |
| 2.3L L4 2316cc | 1983 | DL | US9049 |
| 2.3L L4 2316cc | 1984 | DL, GL | US9049 |
| 2.3L L4 2316cc | 1985-1989 | DL, GL | US9068 |
| 2.4L L6 2383cc | 1982-1984 | DL, GL | US9071 |
| 2.4L L6 2383cc | 1983 | GL | US9071 |
| 245 | | | |
| 2.1L L4 2127cc | 1976-1979 | Main | US9049 |
| 2.1L L4 2127cc | 1980 | DL | US9049 |
| 2.1L L4 2127cc | 1981 | GL, GLT | US9049 |
| 2.1L L4 2127cc | 1982 | DL, GL, GLT | US9049 |
| 2.1L L4 2127cc | 1983 | GLT | US9049 |
| 2.1L L4 2127cc | 1984-1985 | Base | US9049 |
| 2.3L L4 2316cc | 1983 | DL, GL | US9049 |
| 2.3L L4 2316cc | 1984 | Base | US9049 |
| 2.3L L4 2316cc | 1985 | Base | US9068 |
| 2.3L L4 2316cc | 1986-1989 | DL, GL | US9068 |
| 2.4L L6 2383cc | 1982 | DL | US9071 |
| 2.4L L6 2383cc | 1983 | GL | US9071 |
| 2.4L L6 2383cc | 1984 | Base | US9071 |
| 262 | | | |
| 2.7L V6 2673cc | 1976-1978 | Main | US9147 |
| 2.7L V6 2673cc | 1979 | Main | US9146 |
| 2.8L V6 2849cc | 1980 | Base | US9146 |
| 2.8L V6 2849cc | 1981 | GL | US9146 |
| 264 | | | |
| 2.4L L6 2383cc | 1980 | GL, GLE | US9071 |
| 2.4L L6 2383cc | 1981 | GL | US9071 |
| 2.7L V6 2673cc | 1976-1978 | Main | US9147 |
| 2.7L V6 2673cc | 1979 | Main | US9146 |
| 2.8L V6 2849cc | 1980 | GL, GLE | US9146 |
| 2.8L V6 2849cc | 1981-1982 | GLE | US9146 |
| 265 | | | |
| 2.4L L6 2383cc | 1980 | GLE | US9071 |
| 2.7L V6 2673cc | 1976-1978 | Main | US9147 |
| 2.7L V6 2673cc | 1979 | Main | US9146 |
| 2.8L V6 2849cc | 1980-1981 | GLE | US9146 |
| 740 | | | |
| 2.3L L4 2316cc | 1985-1992 | | US9068 |
| 2.4L L6 2377cc | 1986 | GLE | US9071 |
| 745 | | | |
| 2.3L L4 2316cc | 1985 | | US9068 |
| 2.4L L6 2383cc | 1985 | GLE | US9071 |
| 760 | | | |
| 2.3L L4 2316cc | 1984 | GLE | US9049 |
| 2.3L L4 2316cc | 1985 | Base, GLE | US9068 |
| 2.3L L4 2316cc | 1986-1988 | GLE | US9068 |
| 2.3L L4 2316cc | 1989-1990 | Base | US9068 |
| 2.4L L6 2377cc | 1985 | GLE | US9071 |
| 2.4L L6 2383cc | 1983-1984 | | US9071 |
| 2.8L V6 2849cc | 1983-1990 | GLE | US9148 |

| Engine | Years | Application Description | USMW |
|------------------------|-----------|--|--------|
| 780 | | | |
| 2.3L L4 2316cc | 1989-1991 | Base | US9068 |
| 2.8L V6 2849cc | 1987-1990 | Base | US9148 |
| 850 | | | |
| 2.3L L5 2319cc | 1994 | Turbo | US9339 |
| 2.3L L5 2319cc | 1995 | T-5R, Turbo | US9339 |
| 2.3L L5 2319cc | 1996 | R, Turbo | US9339 |
| 2.3L L5 2319cc | 1997 | R, T-5 | US9339 |
| 2.4L L5 2435cc | 1993 | GLT | US9339 |
| 2.4L L5 2435cc | 1994-1997 | Base, GLT | US9339 |
| 940 | | | |
| 2.3L L4 2316cc | 1991 | GLE, SE, T | US9068 |
| 2.3L L4 2316cc | 1992 | GL, T | US9068 |
| 2.3L L4 2316cc | 1993-1995 | Base, T | US9068 |
| 960 | | | |
| 2.9L L6 2922cc | 1992-1994 | Base | US9339 |
| 2.9L L6 2922cc | 1995-1997 | Base | US9340 |
| C30 | | | |
| 2.5L L5 2521cc | 2008-2013 | T5, T5 R-Design | US9339 |
| C30 (MEX) | | | |
| 2.4L L5 2400cc 146 CID | 2008-2009 | | US9339 |
| C70 | | | |
| 2.3L L5 2319cc | 1998-2004 | Base | US9339 |
| 2.3L L5 2319cc | 2001 | Base, FI | US9339 |
| 2.4L L5 2435cc | 1998-2004 | Base | US9339 |
| 2.5L L5 2521cc | 2006-2013 | T5 | US9339 |
| S40 | | | |
| 1.9L L4 1948cc | 2000-2003 | Base | US9339 |
| 1.9L L4 1948cc | 2004 | Base, LSE | US9339 |
| 2.4L L5 2435cc | 2004-2005 | i | US9339 |
| 2.4L L5 2435cc | 2006-2010 | 2.4i | US9339 |
| 2.5L L5 2521cc | 2004-2009 | T5 | US9339 |
| 2.5L L5 2521cc | 2010 | T5 R-Design | US9339 |
| 2.5L L5 2521cc | 2011 | T5, T5 R-Design | US9339 |
| S40 (MEX) | | | |
| 1.9L L4 1948cc 119 CID | 1999 | | US9339 |
| S60 | | | |
| 2.3L L5 2319cc | 2001-2004 | T5 | US9339 |
| 2.4L L5 2435cc | 2001-2003 | 2.4T, Base | US9339 |
| 2.4L L5 2435cc | 2002 | 2.4T, AWD, Base | US9339 |
| 2.4L L5 2435cc | 2004 | 2.4 | US9339 |
| 2.4L L5 2435cc | 2005 | 2.4, T5 | US9339 |
| 2.4L L5 2435cc | 2006-2009 | T5 | US9339 |
| 2.5L L5 2521cc | 2003 | AWD | US9339 |
| 2.5L L5 2521cc | 2004-2005 | 2.5T, 2.5T AWD, R | US9339 |
| 2.5L L5 2521cc | 2006-2007 | 2.5T, R | US9339 |
| 2.5L L5 2521cc | 2008-2009 | 2.5T | US9339 |
| 2.5L L5 2521cc | 2012-2014 | T5 | US9339 |
| 2.5L L5 2521cc | 2015 | T5, T5 Platinum, T5 Premier, T5 Premier Plus | US9339 |
| S70 | | | |
| 2.3L L5 2319cc | 1998-2000 | T5 | US9339 |
| 2.4L L5 2435cc | 1998 | Base, GLT | US9339 |
| 2.4L L5 2435cc | 1999 | AWD, Base, GLT | US9339 |
| 2.4L L5 2435cc | 2000 | AWD, Base, GLT, GLT SE | US9339 |
| S80 | | | |
| 2.5L L5 2521cc | 2004-2006 | 2.5T, 2.5T AWD | US9339 |
| 2.8L L6 2798cc | 1999-2001 | T6 | US9382 |
| 2.9L L6 2917cc | 1999-2001 | 2.9 | US9382 |
| 2.9L L6 2917cc | 2002 | 2.9, T6 | US9382 |
| 2.9L L6 2917cc | 2003-2004 | 2.9, T6 | US9456 |
| 2.9L L6 2917cc | 2005 | T6, T6 Premier | US9456 |
| 3.0L L6 2953cc | 2008-2010 | T6; Turbocharged | US6288 |
| 3.2L L6 3192cc | 2007 | 3.2 | US6288 |
| 3.2L L6 3192cc | 2008-2010 | 3.2; Naturally Aspirated | US6288 |
| 4.4L V8 4414cc 269 CID | 2007-2010 | V8 | US6276 |
| S80 (MEX) | | | |
| 2.8L L6 2783cc 170 CID | 2004-2006 | | US9339 |



WATER PUMP APPLICATION GUIDE

USMW
Professional Series

| Engine | Years | Application Description | USMW |
|--------------------------|-----------|--|--------|
| VOLVO (CONT.) | | | |
| S90 | | | |
| 2.9L L6 2917cc | 1997-1998 | Base | US9340 |
| V40 | | | |
| 1.9L L4 1948cc | 2000-2003 | Base | US9339 |
| 1.9L L4 1948cc | 2004 | Base, LSE | US9339 |
| V40 (MEX) | | | |
| 1.9L L4 1948cc 119 CID | 1999 | | US9339 |
| V50 | | | |
| 2.4L L5 2435cc | 2005 | i | US9339 |
| 2.4L L5 2435cc | 2006-2010 | 2.4i | US9339 |
| 2.5L L5 2521cc | 2005-2009 | T5 | US9339 |
| 2.5L L5 2521cc | 2010 | T5 R-Design | US9339 |
| 2.5L L5 2521cc | 2011 | T5, T5 R-Design | US9339 |
| V60 | | | |
| 2.5L L5 2521cc | 2015 | T5, T5 Platinum, T5 Premier, T5 Premier Plus | US9339 |
| V60 CROSS COUNTRY | | | |
| 2.5L L5 2521cc | 2015 | T5 | US9339 |
| V70 | | | |
| 2.3L L5 2319cc | 1998 | R, T5 | US9339 |
| 2.3L L5 2319cc | 1999 | R AWD, T5 | US9339 |
| 2.3L L5 2319cc | 2000 | T5, R | US9339 |
| 2.3L L5 2319cc | 2001-2003 | B5234T3 Desig., F; T5 | US9339 |
| 2.3L L5 2319cc | 2004 | T5 | US9339 |
| 2.4L L5 2435cc | 1998-1999 | AWD, Base, GLT, X/C AWD | US9339 |
| 2.4L L5 2435cc | 2000 | Base, GLT SE, X/C AWD SE, GLT, X/C AWD | US9339 |
| 2.4L L5 2435cc | 2001 | 2.4T | US9339 |
| 2.4L L5 2435cc | 2002-2003 | 2.4T, Base | US9339 |
| 2.4L L5 2435cc | 2004-2007 | 2.4 | US9339 |
| 2.5L L5 2521cc | 2003 | AWD | US9339 |
| 2.5L L5 2521cc | 2004 | R | US9339 |
| 2.5L L5 2521cc | 2005-2007 | 2.5T, R | US9339 |
| 3.2L L6 3192cc | 2008-2010 | 3.2 | US6288 |
| V90 | | | |
| 2.9L L6 2917cc | 1997-1998 | Base | US9340 |
| XC60 | | | |
| 2.5L L5 2521cc | 2015 | T5 | US9339 |
| 3.0L L6 2953cc | 2010 | T6 | US6288 |
| 3.2L L6 3192cc | 2010 | 3.2 | US6288 |
| XC70 | | | |
| 2.5L L5 2521cc | 2003 | X/C | US9339 |
| 2.5L L5 2521cc | 2004-2007 | Base | US9339 |
| 2.5L L5 2521cc | 2006 | Base, Ocean Race | US9339 |
| 3.0L L6 2953cc | 2009-2010 | T6 | US6288 |
| 3.2L L6 3192cc | 2008-2010 | 3.2 | US6288 |
| XC90 | | | |
| 2.5L L5 2521cc | 2003 | Base | US9339 |
| 2.5L L5 2521cc | 2004-2006 | 2.5T | US9339 |
| 2.9L L6 2917cc | 2003-2005 | T6 | US9456 |
| 3.2L L6 3192cc | 2007-2012 | 3.2 | US6288 |
| 3.2L L6 3192cc | 2013-2014 | 3.2, 3.2 R-Design | US6288 |
| 4.4L V8 4414cc 269 CID | 2005-2011 | V8 | US6276 |
| 4.4L V8 4414cc 269 CID | 2006 | V8, V8 Ocean Race | US6276 |
| 4.4L V8 4414cc 269 CID | 2007-2008 | V8, V8 Sport | US6276 |
| XC90 (MEX) | | | |
| 2.5L L5 2521cc 154 CID | 2007 | | US9339 |
| 2.8L L6 2783cc 170 CID | 2003-2005 | | US9339 |

| Engine | Years | Application Description | USMW |
|--------|-------|-------------------------|------|
|--------|-------|-------------------------|------|

| USMW | Years | Application | Engine |
|---------------|--------------------------------|--------------------------------|------------------------|
| US63 | 2001-2005 | CHEVROLET SILVERADO 2500 HD | 6.6L V8 6599cc 403 CID |
| | 2001-2005 | CHEVROLET SILVERADO 3500 | 6.6L V8 6599cc 403 CID |
| | 2001-2005 | GMC SIERRA 2500 HD | 6.6L V8 6599cc 403 CID |
| | 2001-2005 | GMC SIERRA 3500 | 6.6L V8 6599cc 403 CID |
| US64 | 1999-2000 | CHEVROLET SILVERADO 2500 | 5.3L V8 5328cc 325 CID |
| | 1999-2000 | GMC SIERRA 2500 | 5.3L V8 5328cc 325 CID |
| | 1999-2004 | CHEVROLET SILVERADO 2500 | 6.0L V8 5967cc 364 CID |
| | 1999-2004 | GMC SIERRA 2500 | 6.0L V8 5967cc 364 CID |
| | 1999-2006 | CHEVROLET SILVERADO 1500 | 4.8L V8 294 CID |
| | 1999-2006 | CHEVROLET SILVERADO 1500 | 5.3L V8 5328cc 325 CID |
| | 1999-2006 | GMC SIERRA 1500 | 4.8L V8 294 CID |
| | 1999-2006 | GMC SIERRA 1500 | 5.3L V8 5328cc 325 CID |
| | 2000-2006 | CHEVROLET SUBURBAN 1500 | 5.3L V8 5328cc 325 CID |
| | 2000-2006 | CHEVROLET SUBURBAN 2500 | 6.0L V8 5967cc 364 CID |
| | 2000-2006 | CHEVROLET TAHOE | 4.8L V8 294 CID |
| | 2000-2006 | CHEVROLET TAHOE | 5.3L V8 5328cc 325 CID |
| | 2000-2006 | GMC YUKON | 4.8L V8 294 CID |
| | 2000-2006 | GMC YUKON | 5.3L V8 5328cc 325 CID |
| | 2000-2006 | GMC YUKON XL 1500 | 5.3L V8 5328cc 325 CID |
| | 2000-2006 | GMC YUKON XL 2500 | 6.0L V8 5967cc 364 CID |
| | 2001-2006 | CHEVROLET SILVERADO 1500 HD | 6.0L V8 5967cc 364 CID |
| | 2001-2006 | CHEVROLET SILVERADO 2500 HD | 6.0L V8 5967cc 364 CID |
| | 2001-2006 | CHEVROLET SILVERADO 3500 | 6.0L V8 5967cc 364 CID |
| | 2001-2006 | GMC SIERRA 1500 | 6.0L V8 5967cc 364 CID |
| | 2001-2006 | GMC SIERRA 1500 HD | 6.0L V8 5967cc 364 CID |
| | 2001-2006 | GMC SIERRA 2500 HD | 6.0L V8 5967cc 364 CID |
| | 2001-2006 | GMC SIERRA 3500 | 6.0L V8 5967cc 364 CID |
| | 2001-2006 | GMC YUKON | 6.0L V8 5967cc 364 CID |
| | 2001-2006 | GMC YUKON XL 1500 | 6.0L V8 5967cc 364 CID |
| | 2002-2005 | CADILLAC ESCALADE | 5.3L V8 5328cc 325 CID |
| | 2002-2006 | CADILLAC ESCALADE | 6.0L V8 5967cc 364 CID |
| | 2002-2006 | CADILLAC ESCALADE EXT | 6.0L V8 5967cc 364 CID |
| | 2002-2006 | CHEVROLET AVALANCHE 1500 | 5.3L V8 5328cc 325 CID |
| | 2002 | CHEVROLET SILVERADO 2500 (MEX) | 5.7L V8 5737cc 350 CID |
| | 2003-2004 | CHEVROLET SSR | 5.3L V8 5328cc 325 CID |
| | 2003-2005 | CHEVROLET EXPRESS 2500 | 5.3L V8 5328cc 325 CID |
| | 2003-2005 | GMC SAVANA 2500 | 5.3L V8 5328cc 325 CID |
| | 2003-2006 | CADILLAC ESCALADE ESV | 6.0L V8 5967cc 364 CID |
| | 2003-2006 | CHEVROLET EXPRESS 1500 | 5.3L V8 5328cc 325 CID |
| | 2003-2006 | CHEVROLET EXPRESS 2500 | 4.8L V8 294 CID |
| | 2003-2006 | CHEVROLET EXPRESS 2500 | 6.0L V8 5967cc 364 CID |
| | 2003-2006 | CHEVROLET EXPRESS 3500 | 6.0L V8 5967cc 364 CID |
| | 2003-2006 | CHEVROLET SILVERADO 1500 | 6.0L V8 5967cc 364 CID |
| | 2003-2006 | CHEVROLET TRAILBLAZER EXT | 5.3L V8 5328cc 325 CID |
| | 2003-2006 | GMC ENVOY XL | 5.3L V8 5328cc 325 CID |
| | 2003-2006 | GMC SAVANA 1500 | 5.3L V8 5328cc 325 CID |
| | 2003-2006 | GMC SAVANA 2500 | 4.8L V8 294 CID |
| | 2003-2006 | GMC SAVANA 2500 | 6.0L V8 5967cc 364 CID |
| | 2003-2006 | GMC SAVANA 3500 | 6.0L V8 5967cc 364 CID |
| | 2003-2006 | HUMMER H2 | 6.0L V8 5967cc 364 CID |
| | 2003-2006 | ISUZU ASCENDER | 5.3L V8 5328cc 325 CID |
| | 2004-2005 | GMC ENVOY XUV | 5.3L V8 5328cc 325 CID |
| | 2004-2006 | BUICK RAINIER | 5.3L V8 5328cc 325 CID |
| | 2004-2006 | GMC SAVANA 3500 | 4.8L V8 294 CID |
| | 2004-2009 | CHEVROLET SILVERADO 2500 (MEX) | 5.3L V8 5300cc 323 CID |
| | 2005-2006 | CHEVROLET EXPRESS 3500 | 4.8L V8 294 CID |
| | 2005-2006 | CHEVROLET SONORA (MEX) | 5.3L V8 5300cc 323 CID |
| 2005-2006 | CHEVROLET SSR | 6.0L V8 5967cc 364 CID | |
| 2005-2006 | GMC ENVOY | 5.3L V8 5328cc 325 CID | |
| 2005-2006 | SAAB 9-7X | 5.3L V8 5328cc 325 CID | |
| 2006-2009 | CHEVROLET SILVERADO 2500 (MEX) | 4.8L V8 4800cc 293 CID | |
| 2006 | CHEVROLET SUBURBAN 1500 | 6.0L V8 5967cc 364 CID | |
| 2006 | CHEVROLET SUBURBAN 1500 (MEX) | 5.3L V8 5300cc 323 CID | |
| 2006 | CHEVROLET TRAILBLAZER | 5.3L V8 5328cc 325 CID | |
| 2006 | CHEVROLET TRAILBLAZER | 6.0L V8 5967cc 364 CID | |
| 2007 | CHEVROLET SILVERADO 3500 (MEX) | 5.7L V8 5737cc 350 CID | |
| US64-T | 1999-2000 | CHEVROLET SILVERADO 2500 | 5.3L V8 5328cc 325 CID |
| | 1999-2000 | GMC SIERRA 2500 | 5.3L V8 5328cc 325 CID |
| | 1999-2004 | CHEVROLET SILVERADO 2500 | 6.0L V8 5967cc 364 CID |

| USMW | Years | Application | Engine |
|----------------|-----------|-----------------------------|------------------------|
| | 1999-2004 | GMC SIERRA 2500 | 6.0L V8 5967cc 364 CID |
| | 1999-2006 | CHEVROLET SILVERADO 1500 | 4.8L V8 294 CID |
| | 1999-2006 | CHEVROLET SILVERADO 1500 | 5.3L V8 5328cc 325 CID |
| | 1999-2006 | GMC SIERRA 1500 | 4.8L V8 294 CID |
| | 1999-2006 | GMC SIERRA 1500 | 5.3L V8 5328cc 325 CID |
| | 2000-2006 | CHEVROLET SUBURBAN 1500 | 5.3L V8 5328cc 325 CID |
| | 2000-2006 | CHEVROLET SUBURBAN 2500 | 6.0L V8 5967cc 364 CID |
| | 2000-2006 | CHEVROLET TAHOE | 4.8L V8 294 CID |
| | 2000-2006 | CHEVROLET TAHOE | 5.3L V8 5328cc 325 CID |
| | 2000-2006 | GMC YUKON | 4.8L V8 294 CID |
| | 2000-2006 | GMC YUKON | 5.3L V8 5328cc 325 CID |
| | 2000-2006 | GMC YUKON XL 1500 | 5.3L V8 5328cc 325 CID |
| | 2000-2006 | GMC YUKON XL 2500 | 6.0L V8 5967cc 364 CID |
| | 2001-2006 | CHEVROLET SILVERADO 1500 HD | 6.0L V8 5967cc 364 CID |
| | 2001-2006 | CHEVROLET SILVERADO 2500 HD | 6.0L V8 5967cc 364 CID |
| | 2001-2006 | CHEVROLET SILVERADO 3500 | 6.0L V8 5967cc 364 CID |
| | 2001-2006 | GMC SIERRA 1500 | 6.0L V8 5967cc 364 CID |
| | 2001-2006 | GMC SIERRA 1500 HD | 6.0L V8 5967cc 364 CID |
| | 2001-2006 | GMC SIERRA 2500 HD | 6.0L V8 5967cc 364 CID |
| | 2001-2006 | GMC SIERRA 3500 | 6.0L V8 5967cc 364 CID |
| | 2001-2006 | GMC YUKON | 6.0L V8 5967cc 364 CID |
| | 2001-2006 | GMC YUKON XL 1500 | 6.0L V8 5967cc 364 CID |
| | 2002-2005 | CADILLAC ESCALADE | 5.3L V8 5328cc 325 CID |
| | 2002-2006 | CADILLAC ESCALADE | 6.0L V8 5967cc 364 CID |
| | 2002-2006 | CADILLAC ESCALADE EXT | 6.0L V8 5967cc 364 CID |
| | 2002-2006 | CHEVROLET AVALANCHE 1500 | 5.3L V8 5328cc 325 CID |
| | 2003-2004 | CHEVROLET SSR | 5.3L V8 5328cc 325 CID |
| | 2003-2005 | CHEVROLET EXPRESS 2500 | 5.3L V8 5328cc 325 CID |
| | 2003-2005 | GMC SAVANA 2500 | 5.3L V8 5328cc 325 CID |
| | 2003-2006 | CADILLAC ESCALADE ESV | 6.0L V8 5967cc 364 CID |
| | 2003-2006 | CHEVROLET EXPRESS 1500 | 5.3L V8 5328cc 325 CID |
| | 2003-2006 | CHEVROLET EXPRESS 2500 | 4.8L V8 294 CID |
| | 2003-2006 | CHEVROLET EXPRESS 2500 | 6.0L V8 5967cc 364 CID |
| | 2003-2006 | CHEVROLET EXPRESS 3500 | 6.0L V8 5967cc 364 CID |
| | 2003-2006 | CHEVROLET SILVERADO 1500 | 6.0L V8 5967cc 364 CID |
| | 2003-2006 | CHEVROLET TRAILBLAZER EXT | 5.3L V8 5328cc 325 CID |
| | 2003-2006 | GMC ENVOY XL | 5.3L V8 5328cc 325 CID |
| | 2003-2006 | GMC SAVANA 1500 | 4.8L V8 294 CID |
| | 2003-2006 | GMC SAVANA 2500 | 6.0L V8 5967cc 364 CID |
| | 2003-2006 | GMC SAVANA 2500 | 6.0L V8 5967cc 364 CID |
| | 2003-2006 | GMC SAVANA 3500 | 6.0L V8 5967cc 364 CID |
| | 2003-2006 | HUMMER H2 | 6.0L V8 5967cc 364 CID |
| | 2003-2006 | ISUZU ASCENDER | 5.3L V8 5328cc 325 CID |
| | 2004-2005 | GMC ENVOY XUV | 5.3L V8 5328cc 325 CID |
| | 2004-2006 | BUICK RAINIER | 5.3L V8 5328cc 325 CID |
| | 2004-2006 | GMC SAVANA 3500 | 4.8L V8 294 CID |
| | 2005-2006 | CHEVROLET EXPRESS 3500 | 4.8L V8 294 CID |
| | 2005-2006 | CHEVROLET SSR | 6.0L V8 5967cc 364 CID |
| | 2005-2006 | GMC ENVOY | 5.3L V8 5328cc 325 CID |
| | 2005-2006 | SAAB 9-7X | 5.3L V8 5328cc 325 CID |
| | 2006 | CHEVROLET SUBURBAN 1500 | 6.0L V8 5967cc 364 CID |
| | 2006 | CHEVROLET TRAILBLAZER | 5.3L V8 5328cc 325 CID |
| | 2006 | CHEVROLET TRAILBLAZER | 6.0L V8 5967cc 364 CID |
| US65 | 2005-2006 | PONTIAC GTO | 6.0L V8 5967cc 364 CID |
| US65N | 2004-2005 | CADILLAC CTS | 5.7L V8 346 CID |
| | 2005 | CHEVROLET CORVETTE | 6.0L V8 364 CID |
| | 2006-2007 | CADILLAC CTS | 6.0L V8 5967cc 364 CID |
| | 2006-2007 | CHEVROLET CORVETTE | 6.0L V8 5967cc 364 CID |
| | 2006-2008 | CHEVROLET CORVETTE | 7.0L V8 7011cc 427 CID |
| | 2008-2009 | PONTIAC G8 | 6.0L V8 5967cc 364 CID |
| | 2008 | CHEVROLET CORVETTE | 6.2L V8 6162cc 376 CID |
| | 2008 | CHEVROLET CORVETTE | 6.2L V8 6162cc 376 CID |
| | 2008 | CHEVROLET CORVETTE | 6.2L V8 6162cc 376 CID |
| | 2008 | CHEVROLET CORVETTE | 6.2L V8 6162cc 376 CID |
| US65N-T | 2004-2005 | CADILLAC CTS | 5.7L V8 346 CID |
| | 2005 | CHEVROLET CORVETTE | 6.0L V8 364 CID |
| | 2006-2007 | CADILLAC CTS | 6.0L V8 5967cc 364 CID |
| | 2006-2007 | CHEVROLET CORVETTE | 6.0L V8 5967cc 364 CID |
| | 2006-2008 | CHEVROLET CORVETTE | 7.0L V8 7011cc 427 CID |
| US65-T | 2005-2006 | PONTIAC GTO | 6.0L V8 5967cc 364 CID |

| USMW | Years | Application | Engine |
|-----------|-----------|-------------------------------------|------------------------|
| US66 | 1994-1999 | INTERNATIONAL 3600 | 7.3L V8 444 CID |
| | 1994-2002 | INTERNATIONAL 4700LP | 7.3L V8 444 CID |
| | 1994-2004 | INTERNATIONAL 3800 | 7.3L V8 444 CID |
| | 1994 | INTERNATIONAL 3700 | 7.3L V8 444 CID |
| | 1994 | INTERNATIONAL 4600LP | 7.3L V8 444 CID |
| | 1995-1997 | INTERNATIONAL 1652UPS | 7.3L V8 444 CID |
| | 1995-2002 | INTERNATIONAL 4700LPX | 7.3L V8 444 CID |
| | 1996-2002 | INTERNATIONAL 3400 | 7.3L V8 444 CID |
| | 1996-2002 | INTERNATIONAL GENESIS RE | 7.3L V8 444 CID |
| | 1997-2000 | INTERNATIONAL 3000 | 7.3L V8 444 CID |
| | 2000-2002 | INTERNATIONAL 3000IC | 7.3L V8 444 CID |
| | 2000-2003 | FORD F650 | 7.3L V8 444 CID |
| | 2000-2003 | FORD F750 | 7.3L V8 444 CID |
| | 2004-2005 | INTERNATIONAL 1652SC | 7.3L V8 444 CID |
| | US67 | 2004-2005 | FORD E-350 CLUB WAGON |
| 2004-2007 | | FORD F-250 SUPER DUTY | 6.0L V8 363 CID |
| 2004-2007 | | FORD F-350 SUPER DUTY | 6.0L V8 363 CID |
| 2004-2007 | | FORD F-450 SUPER DUTY | 6.0L V8 363 CID |
| 2004-2007 | | FORD F-550 SUPER DUTY | 6.0L V8 363 CID |
| 2004-2010 | | FORD E-350 SUPER DUTY | 6.0L V8 363 CID |
| 2004-2010 | | FORD E-450 SUPER DUTY | 6.0L V8 363 CID |
| US72 | | 2006-2014 | CHEVROLET EXPRESS 2500 |
| | 2006-2014 | CHEVROLET EXPRESS 3500 | 6.6L V8 6599cc 403 CID |
| | 2006-2014 | CHEVROLET SILVERADO 2500 HD | 6.6L V8 6599cc 403 CID |
| | 2006-2014 | GMC SAVANA 2500 | 6.6L V8 6599cc 403 CID |
| | 2006-2014 | GMC SAVANA 3500 | 6.6L V8 6599cc 403 CID |
| | 2006-2014 | GMC SIERRA 2500 HD | 6.6L V8 6599cc 403 CID |
| | 2006 | CHEVROLET SILVERADO 3500 | 6.6L V8 6599cc 403 CID |
| | 2006 | GMC SIERRA 3500 | 6.6L V8 6599cc 403 CID |
| | 2007-2014 | CHEVROLET SILVERADO 3500 HD | 6.6L V8 6599cc 403 CID |
| | 2007-2014 | GMC SIERRA 3500 HD | 6.6L V8 6599cc 403 CID |
| | 2007 | CHEVROLET SILVERADO 2500 HD CLASSIC | 6.6L V8 6599cc 403 CID |
| | 2007 | CHEVROLET SILVERADO 3500 CLASSIC | 6.6L V8 6599cc 403 CID |
| | 2007 | GMC SIERRA 2500 HD CLASSIC | 6.6L V8 6599cc 403 CID |
| | 2007 | GMC SIERRA 3500 CLASSIC | 6.6L V8 6599cc 403 CID |
| | 2009-2014 | CHEVROLET EXPRESS 4500 | 6.6L V8 6599cc 403 CID |
| | 2009-2014 | GMC SAVANA 4500 | 6.6L V8 6599cc 403 CID |
| | US73 | 2000-2002 | CHEVROLET T6500 |
| 2000-2002 | | CHEVROLET T7500 | 7.8L L6 475 CID |
| 2000-2002 | | GMC T6500 | 7.8L L6 475 CID |
| 2000-2002 | | GMC T7500 | 7.8L L6 475 CID |
| 2000-2002 | | ISUZU FRR | 7.8L L6 475 CID |
| US76 | 2008-2010 | FORD F-250 SUPER DUTY | 6.4L V8 391 CID |
| | 2008-2010 | FORD F-350 SUPER DUTY | 6.4L V8 391 CID |
| | 2008-2010 | FORD F-450 SUPER DUTY | 6.4L V8 391 CID |
| | 2008-2010 | FORD F-550 SUPER DUTY | 6.4L V8 391 CID |
| US77 | 2011-2015 | FORD F-250 SUPER DUTY | 6.7L V8 6651cc 406 CID |
| | 2011-2015 | FORD F-350 SUPER DUTY | 6.7L V8 6651cc 406 CID |
| | 2011-2015 | FORD F-450 SUPER DUTY | 6.7L V8 6651cc 406 CID |
| | 2011-2015 | FORD F-550 SUPER DUTY | 6.7L V8 6651cc 406 CID |
| | 2011-2016 | FORD F-250 SUPER DUTY (MEX) | 6.7L V8 6700cc 409 CID |
| | 2013-2014 | FORD F-450 (MEX) | 6.7L V8 6700cc 409 CID |
| | 2013-2014 | FORD F-550 (MEX) | 6.7L V8 6700cc 409 CID |
| US79 | 2009-2013 | CHEVROLET CORVETTE | 6.2L V8 6162cc 376 CID |
| | 2009-2013 | CHEVROLET CORVETTE | 7.0L V8 7011cc 427 CID |
| | 2009-2014 | CADILLAC CTS | 6.2L V8 6162cc 376 CID |
| | 2009 | PONTIAC G8 | 6.2L V8 6162cc 376 CID |
| | 2011-2014 | CHEVROLET CAPRICE | 6.0L V8 5967cc 364 CID |
| | 2012-2014 | CHEVROLET CAMARO | 6.2L V8 6162cc 376 CID |
| | 2014 | CHEVROLET SS | 6.2L V8 6162cc 376 CID |
| US488 | 1954 | FORD COURIER SEDAN DELIVERY | 3.9L V8 3917cc 239 CID |
| | 1954 | FORD CRESTLINE | 3.9L V8 3917cc 239 CID |
| | 1954 | FORD CUSTOMLINE | 3.9L V8 3917cc 239 CID |
| | 1954 | FORD MAINLINE | 3.9L V8 3917cc 239 CID |
| | 1954 | MERCURY CUSTOM | 4.2L V8 4196cc 256 CID |
| | 1954 | MERCURY MONTEREY | 4.2L V8 4196cc 256 CID |
| | 1955-1956 | FORD CUSTOMLINE | 4.4L V8 4458cc 272 CID |
| | 1955-1956 | FORD MAINLINE | 4.4L V8 4458cc 272 CID |
| | 1955-1957 | FORD COURIER SEDAN DELIVERY | 4.4L V8 4458cc 272 CID |

| USMW | Years | Application | Engine | |
|-----------|---------------------|-----------------------------|------------------------|------------------------|
| US723 | 1955-1957 | FORD FAIRLANE | 4.4L V8 4458cc 272 CID | |
| | 1956-1957 | FORD THUNDERBIRD | 5.1L V8 5114cc 312 CID | |
| | 1956-1958 | FORD F-100 | 4.4L V8 4458cc 272 CID | |
| | 1956-1958 | FORD F-250 | 4.4L V8 4458cc 272 CID | |
| | 1956-1958 | FORD F-350 | 4.4L V8 4458cc 272 CID | |
| | 1956-1958 | MERCURY MEDALIST | 5.1L V8 5114cc 312 CID | |
| | 1956-1960 | MERCURY MONTCLAIR | 5.1L V8 5114cc 312 CID | |
| | 1956-1960 | MERCURY MONTEREY | 5.1L V8 5114cc 312 CID | |
| | 1956 | MERCURY CUSTOM | 5.1L V8 5114cc 312 CID | |
| | 1957-1958 | FORD COURIER SEDAN DELIVERY | 4.8L V8 4786cc 292 CID | |
| | 1957-1959 | FORD RANCHERO | 4.8L V8 4786cc 292 CID | |
| | 1957-1961 | FORD FAIRLANE | 4.8L V8 292 CID | |
| | 1957 | FORD CUSTOM | 4.8L V8 4786cc 292 CID | |
| | 1957 | FORD FAIRLANE | 4.5L V8 272 CID | |
| | 1957 | FORD RANCHERO | 4.4L V8 4458cc 272 CID | |
| | 1957 | FORD THUNDERBIRD | 4.8L V8 4786cc 292 CID | |
| | 1958-1960 | FORD CUSTOM 300 | 4.8L V8 4786cc 292 CID | |
| | 1958-1963 | FORD F-100 | 4.8L V8 4786cc 292 CID | |
| | 1958-1963 | FORD F-250 | 4.8L V8 4786cc 292 CID | |
| | 1958-1963 | FORD F-350 | 4.8L V8 4786cc 292 CID | |
| | 1959-1960 | EDSEL RANGER | 4.8L V8 4786cc 292 CID | |
| | 1959-1962 | FORD GALAXIE | 4.8L V8 4786cc 292 CID | |
| | 1961-1962 | MERCURY MONTEREY | 4.8L V8 4786cc 292 CID | |
| | 1961 | MERCURY METEOR | 4.8L V8 4786cc 292 CID | |
| | US723 | 1961-1962 | MERCURY COLONY PARK | 5.8L V8 5769cc 352 CID |
| | | 1961-1962 | MERCURY COMMUTER | 5.8L V8 5769cc 352 CID |
| | | 1961-1962 | MERCURY METEOR | 5.8L V8 5769cc 352 CID |
| | | 1961-1962 | MERCURY MONTEREY | 5.8L V8 5769cc 352 CID |
| | | 1961-1963 | MERCURY METEOR | 6.4L V8 6391cc 390 CID |
| | | 1961-1964 | FORD COUNTRY SEDAN | 5.8L V8 5769cc 352 CID |
| | | 1961-1964 | FORD COUNTRY SEDAN | 6.4L V8 6391cc 390 CID |
| | | 1961-1964 | FORD COUNTRY SQUIRE | 5.8L V8 5769cc 352 CID |
| | | 1961-1964 | FORD COUNTRY SQUIRE | 6.4L V8 6391cc 390 CID |
| | | 1961-1964 | FORD FAIRLANE | 5.8L V8 352 CID |
| | | 1961-1964 | FORD FAIRLANE | 6.4L V8 390 CID |
| | | 1961-1964 | FORD FAIRLANE | 6.4L V8 6391cc 390 CID |
| | | 1961-1964 | FORD GALAXIE | 5.8L V8 352 CID |
| | | 1961-1964 | FORD GALAXIE | 6.4L V8 6391cc 390 CID |
| | | 1961-1964 | FORD RANCH WAGON | 5.8L V8 352 CID |
| 1961-1964 | | FORD RANCH WAGON | 6.4L V8 6391cc 390 CID | |
| 1961-1964 | | FORD THUNDERBIRD | 6.4L V8 6391cc 390 CID | |
| 1961-1964 | | MERCURY COLONY PARK | 6.4L V8 6391cc 390 CID | |
| 1961-1964 | | MERCURY COMMUTER | 6.4L V8 6391cc 390 CID | |
| 1961-1964 | | MERCURY MONTEREY | 6.4L V8 6391cc 390 CID | |
| 1962-1963 | | FORD COUNTRY SEDAN | 6.6L V8 6654cc 406 CID | |
| 1962-1963 | | FORD COUNTRY SQUIRE | 6.6L V8 6654cc 406 CID | |
| 1962-1963 | | FORD GALAXIE | 6.6L V8 6654cc 406 CID | |
| 1962-1963 | | FORD RANCH WAGON | 6.6L V8 6654cc 406 CID | |
| 1962-1963 | | MERCURY COLONY PARK | 6.6L V8 6654cc 406 CID | |
| 1962-1963 | | MERCURY COMMUTER | 6.6L V8 6654cc 406 CID | |
| 1962-1963 | | MERCURY MONTEREY | 6.4L V8 390 CID | |
| 1962-1963 | | MERCURY MONTEREY | 6.6L V8 6654cc 406 CID | |
| 1962-1964 | | FORD GALAXIE 500 | 5.8L V8 352 CID | |
| 1962-1964 | | FORD GALAXIE 500 | 6.4L V8 390 CID | |
| 1963-1964 | FORD COUNTRY SEDAN | 7.0L V8 6997cc 427 CID | | |
| 1963-1964 | FORD COUNTRY SQUIRE | 7.0L V8 6997cc 427 CID | | |
| 1963-1964 | FORD GALAXIE | 7.0L V8 6997cc 427 CID | | |
| 1963-1964 | FORD RANCH WAGON | 7.0L V8 6997cc 427 CID | | |
| 1963-1964 | FORD THUNDERBIRD | 7.0L V8 6997cc 427 CID | | |
| 1963-1964 | MERCURY COLONY PARK | 7.0L V8 6997cc 427 CID | | |
| 1963-1964 | MERCURY COMMUTER | 7.0L V8 6997cc 427 CID | | |
| 1963-1964 | MERCURY MARAUDER | 6.4L V8 6391cc 390 CID | | |
| 1963-1964 | MERCURY MARAUDER | 7.0L V8 6997cc 427 CID | | |
| 1963-1964 | MERCURY MONTEREY | 7.0L V8 6997cc 427 CID | | |
| 1963 | FORD FORD 300 | 5.8L V8 5769cc 352 CID | | |
| 1963 | FORD FORD 300 | 6.4L V8 6391cc 390 CID | | |
| 1963 | FORD FORD 300 | 6.6L V8 6654cc 406 CID | | |
| 1963 | FORD FORD 300 | 7.0L V8 6997cc 427 CID | | |
| 1963 | FORD THUNDERBIRD | 6.6L V8 6654cc 406 CID | | |

| USMW | Years | Application | Engine | |
|--------------|--------------|--------------------------------|-------------------------------|------------------------|
| US723 | 1963 | MERCURY COUNTRY CRUISER | 6.4L V8 6391cc 390 CID | |
| | 1963 | MERCURY MARAUDER | 6.6L V8 6654cc 406 CID | |
| | 1964 | FORD CUSTOM 500 | 5.8L V8 352 CID | |
| | 1964 | FORD CUSTOM 500 | 6.4L V8 390 CID | |
| | 1964 | FORD FAIRLANE | 7.0L V8 6997cc 427 CID | |
| | 1964 | FORD GT40 | 7.0L V8 6997cc 427 CID | |
| | 1964 | MERCURY MONTCLAIR | 6.4L V8 6391cc 390 CID | |
| | 1964 | MERCURY MONTCLAIR | 7.0L V8 6997cc 427 CID | |
| | 1964 | MERCURY PARK LANE | 6.4L V8 6391cc 390 CID | |
| | 1964 | MERCURY PARK LANE | 7.0L V8 6997cc 427 CID | |
| US819 | 1962-1963 | FORD COUNTRY SEDAN | 3.6L V8 3622cc 221 CID | |
| | 1962-1963 | FORD COUNTRY SQUIRE | 3.6L V8 3622cc 221 CID | |
| | 1962-1963 | FORD FAIRLANE | 3.6L V8 221 CID | |
| | 1962-1963 | FORD FAIRLANE | 3.6L V8 3622cc 221 CID | |
| | 1962-1963 | FORD FALCON | 3.6L V8 3622cc 221 CID | |
| | 1962-1964 | FORD FAIRLANE | 4.3L V8 4261cc 260 CID | |
| | 1962-1965 | FORD COUNTRY SEDAN | 4.3L V8 4261cc 260 CID | |
| | 1962-1965 | FORD COUNTRY SQUIRE | 4.3L V8 4261cc 260 CID | |
| | 1962-1965 | FORD FALCON | 4.3L V8 4261cc 260 CID | |
| | 1962 | FORD FAIRLANE | 3.6L L6 3655cc 223 CID | |
| | 1962 | FORD FALCON SEDAN DELIVERY | 4.3L V8 4261cc 260 CID | |
| | 1963-1964 | FORD FAIRLANE | 4.3L V8 260 CID | |
| | 1963-1964 | FORD FALCON | 4.3L V8 260 CID | |
| | 1963-1964 | FORD GALAXIE | 4.3L V8 4261cc 260 CID | |
| | 1963-1964 | FORD GALAXIE 500 | 4.3L V8 260 CID | |
| | 1963-1965 | FORD COUNTRY SQUIRE | 4.7L V8 4727cc 289 CID | |
| | 1963-1965 | FORD GALAXIE | 4.7L V8 4727cc 289 CID | |
| | 1963-1967 | FORD COUNTRY SEDAN | 4.7L V8 4727cc 289 CID | |
| | 1963-1967 | FORD FAIRLANE | 4.7L V8 289 CID | |
| | 1963-1967 | FORD FAIRLANE | 4.7L V8 4727cc 289 CID | |
| | 1963-1967 | FORD GALAXIE 500 | 4.7L V8 289 CID | |
| | 1963 | FORD FORD 300 | 4.3L V8 4261cc 260 CID | |
| | 1963 | FORD FORD 300 | 4.7L V8 4727cc 289 CID | |
| | 1964-1965 | FORD MUSTANG | 4.3L V8 4261cc 260 CID | |
| | 1964-1966 | FORD FALCON | 4.7L V8 289 CID | |
| | 1964-1966 | FORD FALCON | 4.7L V8 4727cc 289 CID | |
| | 1964-1968 | FORD CUSTOM 500 | 4.7L V8 289 CID | |
| | 1964-1968 | FORD MUSTANG | 4.7L V8 4727cc 289 CID | |
| | 1964 | FORD CUSTOM 500 | 4.3L V8 260 CID | |
| | 1965-1966 | FORD F100 (MEX) | 4.7L V8 4700cc 289 CID | |
| | 1965-1966 | FORD F350 (MEX) | 4.7L V8 4700cc 289 CID | |
| | 1965-1966 | FORD F350 (MEX) | 5.0L V8 5000cc 302 CID | |
| | 1965-1967 | FORD LTD | 4.7L V8 4727cc 289 CID | |
| | 1965 | FORD CUSTOM | 4.7L V8 4727cc 289 CID | |
| | 1965 | FORD FALCON SEDAN DELIVERY | 4.7L V8 4727cc 289 CID | |
| | 1966-1968 | FORD GT40 | 4.7L V8 4727cc 289 CID | |
| | 1968 | FORD CUSTOM 500 | 4.7L V8 4727cc 289 CID | |
| | 1968 | FORD MUSTANG | 4.7L V8 289 CID | |
| | US843 | 1966-1970 | AMERICAN MOTORS CLASSIC (MEX) | 3.3L L6 3300cc 199 CID |
| | | 1966 | AMERICAN MOTORS CLASSIC | 3.3L L6 3261cc 199 CID |
| 1967-1973 | | AMERICAN MOTORS CLASSIC (MEX) | 3.8L L6 3800cc 232 CID | |
| 1969-1970 | | AMERICAN MOTORS AMERICAN (MEX) | 3.3L L6 3300cc 199 CID | |
| 1969-1973 | | AMERICAN MOTORS AMERICAN (MEX) | 3.8L L6 3800cc 232 CID | |
| 1972 | | AMERICAN MOTORS CLASSIC (MEX) | 4.2L L6 4200cc 258 CID | |
| 1972 | | AMERICAN MOTORS CLASSIC (MEX) | 4.6L L6 4600cc 282 CID | |
| | | | | |
| US85 | 2004-2007 | FORD F650 | 6.0L V8 365 CID | |
| | 2004-2007 | FORD F750 | 6.0L V8 365 CID | |
| US850 | 1959-1962 | PONTIAC BONNEVILLE | 6.4L V8 389 CID | |
| | 1959-1966 | PONTIAC CATALINA | 6.4L V8 6376cc 389 CID | |
| | 1959-1966 | PONTIAC STAR CHIEF | 6.4L V8 6376cc 389 CID | |
| | 1960-1961 | PONTIAC VENTURA | 6.4L V8 6376cc 389 CID | |
| | 1961-1966 | PONTIAC CATALINA | 6.9L V8 6900cc 421 CID | |
| | 1961 | PONTIAC TEMPEST | 6.4L V8 6376cc 389 CID | |
| | 1961 | PONTIAC VENTURA | 6.9L V8 6900cc 421 CID | |
| | 1962-1966 | PONTIAC GRAND PRIX | 6.4L V8 6376cc 389 CID | |
| | 1963-1966 | PONTIAC BONNEVILLE | 6.9L V8 6900cc 421 CID | |
| | 1963-1966 | PONTIAC GRAND PRIX | 6.9L V8 6900cc 421 CID | |
| | 1963-1966 | PONTIAC STAR CHIEF | 6.9L V8 6900cc 421 CID | |
| | 1964-1966 | PONTIAC GTO | 6.4L V8 6376cc 389 CID | |

| USMW | Years | Application | Engine |
|--------------|--------------------|-----------------------------|------------------------|
| | 1967-1968 | PONTIAC BONNEVILLE | 6.6L V8 6555cc 400 CID |
| | 1967-1968 | PONTIAC BONNEVILLE | 7.0L V8 7014cc 428 CID |
| | 1967-1968 | PONTIAC CATALINA | 6.6L V8 400 CID |
| | 1967-1968 | PONTIAC CATALINA | 7.0L V8 7014cc 428 CID |
| | 1967-1968 | PONTIAC EXECUTIVE | 6.6L V8 6555cc 400 CID |
| | 1967-1968 | PONTIAC EXECUTIVE | 7.0L V8 7014cc 428 CID |
| | 1967-1968 | PONTIAC FIREBIRD | 6.6L V8 400 CID |
| | 1967-1968 | PONTIAC GRAND PRIX | 6.6L V8 6555cc 400 CID |
| | 1967-1968 | PONTIAC GRAND PRIX | 7.0L V8 7014cc 428 CID |
| | 1967-1968 | PONTIAC GTO | 6.6L V8 400 CID |
| | 1968 | PONTIAC ACADIAN | 5.7L V8 5736cc 350 CID |
| | 1968 | PONTIAC BONNEVILLE | 6.6L V8 400 CID |
| | 1968 | PONTIAC BONNEVILLE | 7.0L V8 428 CID |
| | 1968 | PONTIAC CATALINA | 7.0L V8 428 CID |
| | 1968 | PONTIAC FIREBIRD | 5.7L V8 350 CID |
| | 1968 | PONTIAC GRAND PRIX | 6.6L V8 400 CID |
| | 1968 | PONTIAC GRAND PRIX | 7.0L V8 428 CID |
| | 1968 | PONTIAC LEMANS | 5.7L V8 350 CID |
| | 1968 | PONTIAC LEMANS | 6.6L V8 400 CID |
| | 1968 | PONTIAC TEMPEST | 5.7L V8 350 CID |
| | 1968 | PONTIAC TEMPEST | 6.6L V8 6555cc 400 CID |
| US851 | 1968-1969 | CADILLAC ELDORADO | 7.7L V8 472 CID |
| | 1968-1973 | CADILLAC CALAIS | 7.7L V8 472 CID |
| | 1968-1973 | CADILLAC COMMERCIAL CHASSIS | 7.7L V8 472 CID |
| | 1968-1973 | CADILLAC DEVILLE | 7.7L V8 472 CID |
| | 1968-1973 | CADILLAC FLEETWOOD | 7.7L V8 472 CID |
| | 1970-1973 | CADILLAC ELDORADO | 8.2L V8 500 CID |
| | 1972-1973 | CADILLAC ELDORADO | 8.2L V8 500 CID |
| | | | |
| US855 | 1964-1965 | BUICK LESABRE | 4.9L V8 300 CID |
| | 1964-1965 | BUICK SPORTWAGON | 4.9L V8 300 CID |
| | 1964-1967 | BUICK SKYLARK | 3.7L V6 3687cc 225 CID |
| | 1964-1967 | BUICK SKYLARK | 4.9L V8 300 CID |
| | 1964-1967 | BUICK SPECIAL | 3.7L V6 3687cc 225 CID |
| | 1964-1967 | BUICK SPECIAL | 4.9L V8 4917cc 300 CID |
| | 1964 | BUICK ESTATE WAGON | 4.9L V8 300 CID |
| | 1964 | BUICK SPORTWAGON | 3.7L V6 3687cc 225 CID |
| | 1965 | BUICK LESABRE | 4.9L V8 300 CID |
| | 1966-1968 | JEEP CJ5A | 3.7L V6 3687cc 225 CID |
| | 1966-1968 | JEEP CJ6A | 3.7L V6 3687cc 225 CID |
| | 1966-1968 | JEEP DJ6 | 3.7L V6 3687cc 225 CID |
| | 1966-1969 | JEEP DISPATCHER | 3.7L V6 3687cc 225 CID |
| | 1966-1971 | JEEP CJ5 | 3.7L V6 3687cc 225 CID |
| | 1966-1971 | JEEP CJ6 | 3.7L V6 3687cc 225 CID |
| | 1966-1971 | JEEP COMMANDO | 3.7L V6 3687cc 225 CID |
| | 1966-1971 | JEEP DJ5 | 3.7L V6 3687cc 225 CID |
| | 1966 | JEEP CJ3 | 3.7L V6 3687cc 225 CID |
| | 1966 | JEEP FC150 | 3.7L L6 3704cc 226 CID |
| | 1966 | JEEP FC150 | 3.7L V6 3687cc 225 CID |
| | 1966 | JEEP FC170HD | 3.7L L6 3687cc 225 CID |
| | 1968-1969 | BUICK GS 350 | 5.7L V8 350 CID |
| | 1968-1969 | BUICK SPECIAL | 5.7L V8 350 CID |
| | 1968-1970 | BUICK LESABRE | 5.7L V8 350 CID |
| | 1968-1970 | BUICK SKYLARK | 5.7L V8 350 CID |
| | 1968-1970 | BUICK SPORTWAGON | 5.7L V8 350 CID |
| | 1968-1971 | JEEP J-100 | 5.7L V8 350 CID |
| | 1968 | JEEP CJ6 | 3.7L V6 225 CID |
| | 1969-1970 | JEEP J-2600 | 5.7L V8 350 CID |
| | 1969-1970 | JEEP J-2700 | 5.7L V8 350 CID |
| 1969-1971 | JEEP J-100 | 5.7L V8 350 CID | |
| 1969-1971 | JEEP J-2500 | 5.7L V8 350 CID | |
| 1969-1971 | JEEP J-2600 | 5.7L V8 350 CID | |
| 1970 | BUICK ESTATE WAGON | 5.7L V8 350 CID | |
| 1970 | BUICK GS | 5.7L V8 350 CID | |
| US896 | 1964-1974 | CHEVROLET CS1073 (MEX) | 4.8L L6 292 CID |
| | 1965-1966 | CHEVROLET C1405 (MEX) | 4.8L L6 292 CID |
| | 1965-1966 | CHEVROLET SUBURBAN | 4.8L L6 292 CID |
| | 1965-1966 | GMC SUBURBAN | 4.8L L6 292 CID |
| | 1965-1967 | CHEVROLET C20905 (MEX) | 4.8L L6 292 CID |
| | 1965-1967 | CHEVROLET P20 SERIES | 4.8L L6 292 CID |
| | | | |

| USMW | Years | Application | Engine |
|-----------|------------------------|----------------------------|------------------------|
| US896 | 1965-1967 | CHEVROLET P30 SERIES | 4.8L L6 292 CID |
| | 1965-1974 | CHEVROLET C10 PICKUP | 4.8L L6 292 CID |
| | 1965-1974 | CHEVROLET C30 PICKUP | 4.8L L6 292 CID |
| | 1965-1974 | CHEVROLET CS31003 (MEX) | 4.8L L6 292 CID |
| | 1965-1974 | CHEVROLET K10 PICKUP | 4.8L L6 292 CID |
| | 1965-1974 | CHEVROLET K20 PICKUP | 4.8L L6 292 CID |
| | 1965 | GMC PB1500 SERIES | 4.8L L6 292 CID |
| | 1965 | GMC PB2500 SERIES | 4.8L L6 292 CID |
| | 1966 | GMC PB15 SERIES | 4.8L L6 292 CID |
| | 1966 | GMC PB25 SERIES | 4.8L L6 292 CID |
| | 1967-1971 | GMC K15/K1500 SUBURBAN | 4.8L L6 292 CID |
| | 1967-1973 | CHEVROLET CHEVELLE (MEX) | 4.8L L6 292 CID |
| | 1967-1974 | CHEVROLET C10 SUBURBAN | 4.8L L6 292 CID |
| | 1967-1974 | CHEVROLET C20 SUBURBAN | 4.8L L6 292 CID |
| | 1967-1974 | CHEVROLET K20 SUBURBAN | 4.8L L6 292 CID |
| | 1967-1974 | GMC K15/K1500 PICKUP | 4.8L L6 292 CID |
| | 1967-1974 | GMC K25/K2500 PICKUP | 4.8L L6 292 CID |
| | 1967-1974 | GMC P25/P2500 VAN | 4.8L L6 292 CID |
| | 1967-1974 | GMC P35/P3500 VAN | 4.8L L6 292 CID |
| | 1967 | CHEVROLET C3605 (MEX) | 4.8L L6 292 CID |
| | 1967 | CHEVROLET K10 SUBURBAN | 4.8L L6 292 CID |
| | 1967 | CHEVROLET P10 SERIES | 4.8L L6 292 CID |
| | 1967 | GMC P15/P1500 VAN | 4.8L L6 292 CID |
| | 1968-1971 | GMC K15/K1500 SUBURBAN | 4.8L L6 292 CID |
| | 1968-1974 | CHEVROLET C10 PICKUP | 4.8L L6 292 CID |
| | 1968-1974 | CHEVROLET C10 SUBURBAN | 4.8L L6 292 CID |
| | 1968-1974 | CHEVROLET C20 SUBURBAN | 4.8L L6 292 CID |
| | 1968-1974 | CHEVROLET C30 PICKUP | 4.8L L6 292 CID |
| | 1968-1974 | CHEVROLET K20 SUBURBAN | 4.8L L6 292 CID |
| | 1968-1974 | CHEVROLET K30 PICKUP | 4.8L L6 292 CID |
| | 1968-1974 | CHEVROLET P20 VAN | 4.8L L6 292 CID |
| | 1968-1974 | CHEVROLET P30 VAN | 4.8L L6 292 CID |
| | 1968-1974 | GMC K15/K1500 PICKUP | 4.8L L6 292 CID |
| | 1968-1974 | GMC K25/K2500 PICKUP | 4.8L L6 292 CID |
| | 1968-1974 | GMC K25/K2500 SUBURBAN | 4.8L L6 292 CID |
| | 1968-1974 | GMC K35/K3500 PICKUP | 4.8L L6 292 CID |
| | 1969-1970 | CHEVROLET K10 SUBURBAN | 4.8L L6 292 CID |
| | 1969-1973 | CHEVROLET K10 PICKUP | 4.8L L6 292 CID |
| | 1969-1974 | CHEVROLET BLAZER | 4.8L L6 292 CID |
| | 1969-1974 | CHEVROLET K20 PICKUP | 4.8L L6 292 CID |
| | 1970-1973 | CHEVROLET BLAZER | 4.8L L6 292 CID |
| | 1970-1974 | GMC JIMMY | 4.8L L6 292 CID |
| | 1971-1974 | CHEVROLET G20 VAN | 4.8L L6 292 CID |
| | 1971-1974 | CHEVROLET G30 VAN | 4.8L L6 292 CID |
| | 1972-1973 | CHEVROLET K10 PICKUP | 4.8L L6 292 CID |
| | 1972-1974 | CHEVROLET K20 PICKUP | 4.8L L6 292 CID |
| | 1973-1974 | CHEVROLET C10 PICKUP | 4.8L L6 292 CID |
| | 1973-1974 | CHEVROLET C10 SUBURBAN | 4.8L L6 292 CID |
| | 1973-1974 | CHEVROLET C20 SUBURBAN | 4.8L L6 292 CID |
| | 1973-1974 | CHEVROLET C30 PICKUP | 4.8L L6 292 CID |
| | 1973-1974 | CHEVROLET G20 VAN | 4.8L L6 292 CID |
| | 1973-1974 | CHEVROLET K20 SUBURBAN | 4.8L L6 292 CID |
| | 1973-1974 | CHEVROLET K30 PICKUP | 4.8L L6 292 CID |
| | 1973-1974 | CHEVROLET P20 VAN | 4.8L L6 292 CID |
| | 1973-1974 | CHEVROLET P30 VAN | 4.8L L6 292 CID |
| | 1973-1974 | GMC K25/K2500 PICKUP | 4.8L L6 292 CID |
| 1973-1974 | GMC K25/K2500 SUBURBAN | 4.8L L6 292 CID | |
| 1973-1974 | GMC K35/K3500 PICKUP | 4.8L L6 292 CID | |
| 1973-1974 | GMC P25/P2500 VAN | 4.8L L6 292 CID | |
| 1973-1974 | GMC P35/P3500 VAN | 4.8L L6 292 CID | |
| 1973 | CHEVROLET BLAZER | 4.8L L6 292 CID | |
| 1973 | GMC JIMMY | 4.8L L6 292 CID | |
| 1974 | CHEVROLET G30 VAN | 4.8L L6 292 CID | |
| 1982-1986 | CHEVROLET C10 (MEX) | 4.8L L6 292 CID | |
| US898 | 1955-1956 | CHEVROLET CORVETTE | 4.3L V8 4343cc 265 CID |
| | 1955-1956 | CHEVROLET TRUCK | 5.3L V8 5310cc 324 CID |
| | 1955-1957 | CHEVROLET BEL AIR | 4.3L V8 265 CID |
| | 1955-1957 | CHEVROLET BEL AIR | 4.3L V8 4343cc 265 CID |
| | 1955-1957 | CHEVROLET ONE-FIFTY SERIES | 4.3L V8 4343cc 265 CID |

| USMW | Years | Application | Engine |
|-----------|----------------------------|------------------------|--------|
| 1955-1957 | CHEVROLET TRUCK | 4.3L V8 4343cc 265 CID | |
| 1955-1957 | CHEVROLET TWO-TEN SERIES | 4.3L V8 4343cc 265 CID | |
| 1955-1960 | CHEVROLET TRUCK | 4.3L L6 4278cc 261 CID | |
| 1956-1958 | CHEVROLET TRUCK | 5.3L V8 5272cc 322 CID | |
| 1957-1958 | CHEVROLET DEL RAY | 4.6L V8 283 CID | |
| 1957-1960 | CHEVROLET TRUCK | 4.6L V8 283 CID | |
| 1957-1961 | CHEVROLET CORVETTE | 4.6L V8 283 CID | |
| 1957-1967 | CHEVROLET BEL AIR | 4.6L V8 283 CID | |
| 1957 | CHEVROLET BEL AIR | 4.6L V8 283 CID | |
| 1957 | CHEVROLET DEL RAY | 4.3L V8 4343cc 265 CID | |
| 1957 | CHEVROLET ONE-FIFTY SERIES | 4.6L V8 283 CID | |
| 1957 | CHEVROLET TWO-TEN SERIES | 4.6L V8 283 CID | |
| 1958-1960 | CHEVROLET TRUCK | 5.7L V8 348 CID | |
| 1958-1961 | CHEVROLET BEL AIR | 5.7L V8 348 CID | |
| 1958-1961 | CHEVROLET BISCAYNE | 5.7L V8 348 CID | |
| 1958-1961 | CHEVROLET IMPALA | 5.7L V8 348 CID | |
| 1958-1967 | CHEVROLET BISCAYNE | 4.6L V8 283 CID | |
| 1958-1967 | CHEVROLET IMPALA | 4.6L V8 283 CID | |
| 1958 | CHEVROLET BROOKWOOD | 4.6L V8 283 CID | |
| 1958 | CHEVROLET BROOKWOOD | 5.7L V8 348 CID | |
| 1958 | CHEVROLET DEL RAY | 5.7L V8 348 CID | |
| 1959-1960 | CHEVROLET BEL AIR | 4.3L L6 4278cc 261 CID | |
| 1959-1960 | CHEVROLET EL CAMINO | 5.7L V8 348 CID | |
| 1959-1961 | CHEVROLET BROOKWOOD | 4.6L V8 283 CID | |
| 1959-1961 | CHEVROLET BROOKWOOD | 5.7L V8 348 CID | |
| 1959-1961 | CHEVROLET KINGSWOOD | 4.6L V8 283 CID | |
| 1959-1961 | CHEVROLET KINGSWOOD | 5.7L V8 348 CID | |
| 1959-1967 | CHEVROLET EL CAMINO | 4.6L V8 283 CID | |
| 1959 | CHEVROLET BEL AIR | 5.3L V8 5272cc 322 CID | |
| 1960-1961 | CHEVROLET C10 PICKUP | 5.7L V8 348 CID | |
| 1960-1961 | CHEVROLET C20 PICKUP | 5.7L V8 348 CID | |
| 1960-1961 | CHEVROLET C30 PICKUP | 5.7L V8 348 CID | |
| 1960-1961 | CHEVROLET K10 PICKUP | 5.7L V8 348 CID | |
| 1960-1961 | CHEVROLET K20 PICKUP | 5.7L V8 348 CID | |
| 1960-1961 | CHEVROLET SUBURBAN | 5.7L V8 348 CID | |
| 1960-1965 | CHEVROLET P30 SERIES | 5.7L V8 348 CID | |
| 1960-1966 | CHEVROLET SUBURBAN | 4.6L V8 283 CID | |
| 1960-1967 | CHEVROLET C10 PICKUP | 4.6L V8 283 CID | |
| 1960-1967 | CHEVROLET C20 PICKUP | 4.6L V8 283 CID | |
| 1960-1967 | CHEVROLET C30 PICKUP | 4.6L V8 283 CID | |
| 1960-1967 | CHEVROLET K10 PICKUP | 4.6L V8 283 CID | |
| 1960-1967 | CHEVROLET K20 PICKUP | 4.6L V8 283 CID | |
| 1960 | CHEVROLET BISCAYNE | 4.6L V8 283 CID | |
| 1960 | CHEVROLET BISCAYNE | 5.7L V8 348 CID | |
| 1961-1962 | CHEVROLET C10 PICKUP | 4.3L L6 4278cc 261 CID | |
| 1961-1962 | CHEVROLET C20 PICKUP | 4.3L L6 4278cc 261 CID | |
| 1961-1962 | CHEVROLET C30 PICKUP | 4.3L L6 4278cc 261 CID | |
| 1961-1962 | CHEVROLET K10 PICKUP | 4.3L L6 4278cc 261 CID | |
| 1961-1962 | CHEVROLET K20 PICKUP | 4.3L L6 4278cc 261 CID | |
| 1961-1962 | CHEVROLET P10 SERIES | 4.3L L6 4278cc 261 CID | |
| 1961-1962 | CHEVROLET P10 SERIES | 4.6L V8 283 CID | |
| 1961-1962 | CHEVROLET P30 SERIES | 4.3L L6 4278cc 261 CID | |
| 1961-1962 | CHEVROLET P30 SERIES | 4.6L V8 283 CID | |
| 1961-1962 | CHEVROLET SUBURBAN | 4.3L L6 4278cc 261 CID | |
| 1962-1968 | CHEVROLET CORVETTE | 5.3L V8 5358cc 327 CID | |
| 1962-1969 | CHEVROLET BEL AIR | 5.3L V8 5358cc 327 CID | |
| 1962-1969 | CHEVROLET BISCAYNE | 5.3L V8 5358cc 327 CID | |
| 1962-1969 | CHEVROLET IMPALA | 5.3L V8 5358cc 327 CID | |
| 1963-1967 | CHEVROLET CHEVY II | 4.6L V8 4638cc 283 CID | |
| 1964-1966 | CHEVROLET CHEVY II | 4.6L V8 283 CID | |
| 1964-1967 | CHEVROLET CHEVELLE | 4.6L V8 283 CID | |
| 1964-1967 | CHEVROLET CS1073 (MEX) | 4.7L V8 4738cc 283 CID | |
| 1964-1967 | CHEVROLET CS31003 (MEX) | 4.7L V8 4738cc 283 CID | |
| 1964-1967 | CHEVROLET IMPALA | 4.6L V8 283 CID | |
| 1964-1967 | CHEVROLET MALIBU | 4.6L V8 283 CID | |
| 1964-1967 | CHEVROLET MALIBU | 5.3L V8 5358cc 327 CID | |
| 1964-1968 | CHEVROLET CHEVELLE | 5.3L V8 5358cc 327 CID | |
| 1964-1969 | CHEVROLET CS1073 (MEX) | 5.4L V8 5400cc 327 CID | |
| 1964-1969 | CHEVROLET CS31003 (MEX) | 5.4L V8 5400cc 327 CID | |

| USMW | Years | Application | Engine |
|-------|-----------|-------------------------|------------------------|
| US898 | 1964-1969 | CHEVROLET IMPALA | 5.4L V8 327 CID |
| | 1965-1966 | CHEVROLET C1405 (MEX) | 4.7L V8 4738cc 283 CID |
| | 1965-1967 | CHECKER MARATHON | 4.6L V8 283 CID |
| | 1965-1967 | CHEVROLET C20905 (MEX) | 4.7L V8 4738cc 283 CID |
| | 1965-1967 | CHEVROLET CHEVELLE | 4.6L V8 283 CID |
| | 1965-1968 | CHEVROLET CHEVELLE | 5.4L V8 327 CID |
| | 1965-1968 | CHEVROLET CHEVY II | 5.3L V8 5358cc 327 CID |
| | 1965-1968 | CHEVROLET CHEVY II | 5.4L V8 327 CID |
| | 1965-1969 | AVANTI II | 5.3L V8 5358cc 327 CID |
| | 1965-1969 | CHECKER MARATHON | 5.3L V8 5358cc 327 CID |
| | 1966-1967 | CHEVROLET CAPRICE | 4.6L V8 283 CID |
| | 1966-1969 | CHEVROLET C10 PICKUP | 5.3L V8 5358cc 327 CID |
| | 1966-1969 | CHEVROLET C20 PICKUP | 5.3L V8 5358cc 327 CID |
| | 1966-1969 | CHEVROLET C30 PICKUP | 5.3L V8 5358cc 327 CID |
| | 1966-1969 | CHEVROLET CAPRICE | 5.3L V8 5358cc 327 CID |
| | 1966-1969 | CHEVROLET EL CAMINO | 5.3L V8 5358cc 327 CID |
| | 1966-1969 | CHEVROLET K10 PICKUP | 5.3L V8 5358cc 327 CID |
| | 1966-1969 | CHEVROLET K20 PICKUP | 5.3L V8 5358cc 327 CID |
| | 1966 | CHEVROLET SUBURBAN | 5.3L V8 5358cc 327 CID |
| | 1967-1969 | CHEVROLET C10 SUBURBAN | 5.3L V8 5358cc 327 CID |
| | 1967-1969 | CHEVROLET C20 SUBURBAN | 5.3L V8 5358cc 327 CID |
| | 1967-1969 | CHEVROLET CAMARO | 5.3L V8 5358cc 327 CID |
| | 1967-1969 | CHEVROLET K10 SUBURBAN | 5.3L V8 5358cc 327 CID |
| | 1967-1969 | CHEVROLET K20 SUBURBAN | 5.3L V8 5358cc 327 CID |
| | 1967-1972 | CHEVROLET CAMARO | 5.7L V8 350 CID |
| | 1967 | CHEVROLET C10 SUBURBAN | 4.6L V8 4638cc 283 CID |
| | 1967 | CHEVROLET C20 SUBURBAN | 4.6L V8 4638cc 283 CID |
| | 1967 | CHEVROLET C3605 (MEX) | 4.7L V8 4738cc 283 CID |
| | 1967 | CHEVROLET G20 VAN | 4.6L V8 283 CID |
| | 1967 | CHEVROLET K10 SUBURBAN | 4.6L V8 283 CID |
| | 1967 | CHEVROLET K20 PANEL | 4.6L V8 283 CID |
| | 1967 | CHEVROLET K20 PANEL | 5.4L V8 327 CID |
| | 1967 | CHEVROLET K20 SUBURBAN | 4.6L V8 283 CID |
| | 1968-1969 | AVANTI II | 5.4L V8 327 CID |
| | 1968-1969 | CHEVROLET BEL AIR | 5.4L V8 327 CID |
| | 1968-1969 | CHEVROLET BISCAYNE | 5.4L V8 327 CID |
| | 1968-1969 | CHEVROLET CAMARO | 5.4L V8 327 CID |
| | 1968-1969 | CHEVROLET CAPRICE | 5.4L V8 327 CID |
| | 1968-1969 | CHEVROLET K30 PICKUP | 5.3L V8 5358cc 327 CID |
| | 1968-1969 | CHEVROLET P20 VAN | 5.0L V8 307 CID |
| | 1968-1969 | CHEVROLET P30 VAN | 5.0L V8 307 CID |
| | 1968-1970 | CHEVROLET G20 VAN | 5.0L V8 307 CID |
| | 1968-1972 | CHEVROLET C10 PICKUP | 5.0L V8 307 CID |
| | 1968-1972 | CHEVROLET C10 SUBURBAN | 5.0L V8 307 CID |
| | 1968-1972 | CHEVROLET C20 PICKUP | 5.0L V8 307 CID |
| | 1968-1972 | CHEVROLET C20 SUBURBAN | 5.0L V8 307 CID |
| | 1968-1972 | CHEVROLET C30 PICKUP | 5.0L V8 307 CID |
| | 1968-1972 | CHEVROLET CAMARO | 5.7L V8 350 CID |
| | 1968-1972 | CHEVROLET CAPRICE | 5.0L V8 307 CID |
| | 1968-1972 | CHEVROLET CHEVELLE | 5.0L V8 307 CID |
| | 1968-1972 | CHEVROLET CHEVELLE | 5.7L V8 350 CID |
| | 1968-1972 | CHEVROLET EL CAMINO | 5.0L V8 307 CID |
| | 1968-1972 | CHEVROLET EL CAMINO | 5.7L V8 350 CID |
| | 1968-1972 | CHEVROLET G10 VAN | 5.0L V8 307 CID |
| | 1968-1972 | CHEVROLET G20 VAN | 5.0L V8 307 CID |
| | 1968-1972 | CHEVROLET IMPALA | 5.0L V8 307 CID |
| | 1968-1972 | CHEVROLET K10 PICKUP | 5.0L V8 307 CID |
| | 1968-1972 | CHEVROLET K10 SUBURBAN | 5.0L V8 307 CID |
| | 1968-1972 | CHEVROLET K20 PICKUP | 5.0L V8 307 CID |
| | 1968-1972 | CHEVROLET K20 SUBURBAN | 5.0L V8 307 CID |
| | 1968-1972 | CHEVROLET K30 PICKUP | 5.0L V8 307 CID |
| | 1968-1974 | CHEVROLET CS31003 (MEX) | 5.7L V8 350 CID |
| | 1968 | CHECKER MARATHON | 5.0L V8 307 CID |
| | 1968 | CHECKER MARATHON | 5.0L V8 5031cc 307 CID |
| | 1968 | CHEVROLET BEL AIR | 5.0L V8 307 CID |
| | 1968 | CHEVROLET BEL AIR | 5.0L V8 5031cc 307 CID |
| | 1968 | CHEVROLET BISCAYNE | 5.0L V8 307 CID |
| | 1968 | CHEVROLET BISCAYNE | 5.0L V8 5031cc 307 CID |
| | 1968 | CHEVROLET C10 PICKUP | 5.4L V8 327 CID |

| USMW | Years | Application | Engine |
|-----------|-----------|----------------------------|------------------------|
| 1968 | | CHEVROLET C10 SUBURBAN | 5.4L V8 327 CID |
| 1968 | | CHEVROLET C20 PICKUP | 5.4L V8 327 CID |
| 1968 | | CHEVROLET C20 SUBURBAN | 5.4L V8 327 CID |
| 1968 | | CHEVROLET C30 PICKUP | 5.4L V8 327 CID |
| 1968 | | CHEVROLET CAPRICE | 5.0L V8 307 CID |
| 1968 | | CHEVROLET CHEVY II | 5.0L V8 307 CID |
| 1968 | | CHEVROLET CHEVY II | 5.0L V8 5031cc 307 CID |
| 1968 | | CHEVROLET CHEVY II | 5.7L V8 350 CID |
| 1968 | | CHEVROLET CORVETTE | 5.4L V8 327 CID |
| 1968 | | CHEVROLET EL CAMINO | 5.4L V8 327 CID |
| 1968 | | CHEVROLET IMPALA | 5.0L V8 307 CID |
| 1968 | | CHEVROLET K10 PICKUP | 5.4L V8 327 CID |
| 1968 | | CHEVROLET K10 SUBURBAN | 5.4L V8 327 CID |
| 1968 | | CHEVROLET K20 PICKUP | 5.4L V8 327 CID |
| 1968 | | CHEVROLET K20 SUBURBAN | 5.4L V8 327 CID |
| 1968 | | CHEVROLET K30 PICKUP | 5.4L V8 327 CID |
| 1969-1972 | | CHEVROLET BEL AIR | 5.7L V8 350 CID |
| 1969-1972 | | CHEVROLET BISCAYNE | 5.7L V8 350 CID |
| 1969-1972 | | CHEVROLET BLAZER | 5.0L V8 307 CID |
| 1969-1972 | | CHEVROLET BLAZER | 5.7L V8 350 CID |
| 1969-1972 | | CHEVROLET BROOKWOOD | 5.0L V8 307 CID |
| 1969-1972 | | CHEVROLET BROOKWOOD | 5.7L V8 350 CID |
| 1969-1972 | | CHEVROLET C10 PICKUP | 5.7L V8 350 CID |
| 1969-1972 | | CHEVROLET C10 SUBURBAN | 5.7L V8 350 CID |
| 1969-1972 | | CHEVROLET C20 PICKUP | 5.7L V8 350 CID |
| 1969-1972 | | CHEVROLET C20 SUBURBAN | 5.7L V8 350 CID |
| 1969-1972 | | CHEVROLET C30 PICKUP | 5.7L V8 350 CID |
| 1969-1972 | | CHEVROLET CAMARO | 5.0L V8 307 CID |
| 1969-1972 | | CHEVROLET CAPRICE | 5.7L V8 350 CID |
| 1969-1972 | | CHEVROLET CHEVELLE | 5.7L V8 350 CID |
| 1969-1972 | | CHEVROLET CORVETTE | 5.7L V8 350 CID |
| 1969-1972 | | CHEVROLET EL CAMINO | 5.7L V8 350 CID |
| 1969-1972 | | CHEVROLET IMPALA | 5.7L V8 350 CID |
| 1969-1972 | | CHEVROLET K10 PICKUP | 5.7L V8 350 CID |
| 1969-1972 | | CHEVROLET K10 SUBURBAN | 5.7L V8 350 CID |
| 1969-1972 | | CHEVROLET K20 PICKUP | 5.7L V8 350 CID |
| 1969-1972 | | CHEVROLET K20 SUBURBAN | 5.7L V8 350 CID |
| 1969-1972 | | CHEVROLET K30 PICKUP | 5.7L V8 350 CID |
| 1969-1972 | | CHEVROLET KINGSWOOD | 5.0L V8 307 CID |
| 1969-1972 | | CHEVROLET KINGSWOOD | 5.7L V8 350 CID |
| 1969 | | AVANTI II | 5.7L V8 350 CID |
| 1969 | | CHECKER DELUXE | 5.3L V8 5358cc 327 CID |
| 1969 | | CHEVROLET BROOKWOOD | 5.3L V8 5358cc 327 CID |
| 1969 | | CHEVROLET KINGSWOOD | 5.3L V8 5358cc 327 CID |
| 1970-1972 | | CHEVROLET G10 VAN | 5.7L V8 350 CID |
| 1970-1972 | | CHEVROLET G20 VAN | 5.7L V8 350 CID |
| 1970-1972 | | CHEVROLET G30 VAN | 5.7L V8 350 CID |
| 1970-1972 | | CHEVROLET P20 VAN | 5.7L V8 350 CID |
| 1970-1972 | | CHEVROLET P30 VAN | 5.7L V8 350 CID |
| 1972 | | CHEVROLET BEL AIR | 5.7L V8 350 CID |
| 1972 | | CHEVROLET BISCAYNE | 5.7L V8 350 CID |
| 1972 | | CHEVROLET BROOKWOOD | 5.7L V8 350 CID |
| 1972 | | CHEVROLET C10 PICKUP | 5.7L V8 350 CID |
| 1972 | | CHEVROLET CAMARO | 5.7L V8 350 CID |
| 1972 | | CHEVROLET CAPRICE | 5.7L V8 350 CID |
| 1972 | | CHEVROLET CHEVELLE | 5.7L V8 350 CID |
| 1972 | | CHEVROLET CORVETTE | 5.7L V8 350 CID |
| 1972 | | CHEVROLET EL CAMINO | 5.7L V8 350 CID |
| 1972 | | CHEVROLET G10 VAN | 5.7L V8 350 CID |
| 1972 | | CHEVROLET G20 VAN | 5.7L V8 350 CID |
| 1972 | | CHEVROLET G30 VAN | 5.7L V8 350 CID |
| 1972 | | CHEVROLET IMPALA | 5.7L V8 350 CID |
| 1972 | | CHEVROLET KINGSWOOD | 5.7L V8 350 CID |
| US898H | 1955-1956 | CHEVROLET CORVETTE | 4.3L V8 4343cc 265 CID |
| | 1955-1956 | CHEVROLET TRUCK | 5.3L V8 5310cc 324 CID |
| | 1955-1957 | CHEVROLET BEL AIR | 4.3L V8 265 CID |
| | 1955-1957 | CHEVROLET BEL AIR | 4.3L V8 4343cc 265 CID |
| | 1955-1957 | CHEVROLET ONE-FIFTY SERIES | 4.3L V8 4343cc 265 CID |
| | 1955-1957 | CHEVROLET TRUCK | 4.3L V8 4343cc 265 CID |

| USMW | Years | Application | Engine |
|--------|-----------|----------------------------|------------------------|
| US898H | 1955-1957 | CHEVROLET TWO-TEN SERIES | 4.3L V8 4343cc 265 CID |
| | 1955-1960 | CHEVROLET TRUCK | 4.3L L6 4278cc 261 CID |
| | 1956-1958 | CHEVROLET TRUCK | 5.3L V8 5272cc 322 CID |
| | 1957-1958 | CHEVROLET DEL RAY | 4.6L V8 4638cc 283 CID |
| | 1957-1960 | CHEVROLET TRUCK | 4.6L V8 4638cc 283 CID |
| | 1957-1961 | CHEVROLET CORVETTE | 4.6L V8 4638cc 283 CID |
| | 1957-1967 | CHEVROLET BEL AIR | 4.6L V8 4638cc 283 CID |
| | 1957 | CHEVROLET BEL AIR | 4.6L V8 283 CID |
| | 1957 | CHEVROLET DEL RAY | 4.3L V8 4343cc 265 CID |
| | 1957 | CHEVROLET ONE-FIFTY SERIES | 4.6L V8 4638cc 283 CID |
| | 1957 | CHEVROLET TWO-TEN SERIES | 4.6L V8 4638cc 283 CID |
| | 1958-1960 | CHEVROLET TRUCK | 5.7L V8 5704cc 348 CID |
| | 1958-1961 | CHEVROLET BEL AIR | 5.7L V8 5704cc 348 CID |
| | 1958-1961 | CHEVROLET BISCAYNE | 5.7L V8 5704cc 348 CID |
| | 1958-1961 | CHEVROLET IMPALA | 5.7L V8 5704cc 348 CID |
| | 1958-1967 | CHEVROLET BISCAYNE | 4.6L V8 4638cc 283 CID |
| | 1958-1967 | CHEVROLET IMPALA | 4.6L V8 4638cc 283 CID |
| | 1958 | CHEVROLET BROOKWOOD | 4.6L V8 283 CID |
| | 1958 | CHEVROLET BROOKWOOD | 5.7L V8 348 CID |
| | 1958 | CHEVROLET DEL RAY | 5.7L V8 5704cc 348 CID |
| | 1959-1960 | CHEVROLET BEL AIR | 4.3L L6 4278cc 261 CID |
| | 1959-1960 | CHEVROLET EL CAMINO | 5.7L V8 5704cc 348 CID |
| | 1959-1961 | CHEVROLET BROOKWOOD | 4.6L V8 4638cc 283 CID |
| | 1959-1961 | CHEVROLET BROOKWOOD | 5.7L V8 5704cc 348 CID |
| | 1959-1961 | CHEVROLET KINGSWOOD | 4.6L V8 4638cc 283 CID |
| | 1959-1961 | CHEVROLET KINGSWOOD | 5.7L V8 5704cc 348 CID |
| | 1959-1967 | CHEVROLET EL CAMINO | 4.6L V8 4638cc 283 CID |
| | 1959 | CHEVROLET BEL AIR | 5.3L V8 5272cc 322 CID |
| | 1960-1961 | CHEVROLET C10 PICKUP | 5.7L V8 5704cc 348 CID |
| | 1960-1961 | CHEVROLET C20 PICKUP | 5.7L V8 5704cc 348 CID |
| | 1960-1961 | CHEVROLET C30 PICKUP | 5.7L V8 5704cc 348 CID |
| | 1960-1961 | CHEVROLET K10 PICKUP | 5.7L V8 5704cc 348 CID |
| | 1960-1961 | CHEVROLET K20 PICKUP | 5.7L V8 5704cc 348 CID |
| | 1960-1961 | CHEVROLET SUBURBAN | 5.7L V8 5704cc 348 CID |
| | 1960-1965 | CHEVROLET P30 SERIES | 5.7L V8 5704cc 348 CID |
| | 1960-1966 | CHEVROLET SUBURBAN | 4.6L V8 4638cc 283 CID |
| | 1960-1967 | CHEVROLET C10 PICKUP | 4.6L V8 4638cc 283 CID |
| | 1960-1967 | CHEVROLET C20 PICKUP | 4.6L V8 4638cc 283 CID |
| | 1960-1967 | CHEVROLET C30 PICKUP | 4.6L V8 4638cc 283 CID |
| | 1960-1967 | CHEVROLET K10 PICKUP | 4.6L V8 4638cc 283 CID |
| | 1960-1967 | CHEVROLET K20 PICKUP | 4.6L V8 4638cc 283 CID |
| | 1960 | CHEVROLET BISCAYNE | 4.6L V8 283 CID |
| | 1960 | CHEVROLET BISCAYNE | 5.7L V8 348 CID |
| | 1961-1962 | CHEVROLET C10 PICKUP | 4.3L L6 4278cc 261 CID |
| | 1961-1962 | CHEVROLET C20 PICKUP | 4.3L L6 4278cc 261 CID |
| | 1961-1962 | CHEVROLET C30 PICKUP | 4.3L L6 4278cc 261 CID |
| | 1961-1962 | CHEVROLET K10 PICKUP | 4.3L L6 4278cc 261 CID |
| | 1961-1962 | CHEVROLET K20 PICKUP | 4.3L L6 4278cc 261 CID |
| | 1961-1962 | CHEVROLET P10 SERIES | 4.3L L6 4278cc 261 CID |
| | 1961-1962 | CHEVROLET P10 SERIES | 4.6L V8 4638cc 283 CID |
| | 1961-1962 | CHEVROLET P30 SERIES | 4.3L L6 4278cc 261 CID |
| | 1961-1962 | CHEVROLET P30 SERIES | 4.6L V8 4638cc 283 CID |
| | 1961-1962 | CHEVROLET SUBURBAN | 4.3L L6 4278cc 261 CID |
| | 1962-1968 | CHEVROLET CORVETTE | 5.3L V8 5358cc 327 CID |
| | 1962-1969 | CHEVROLET BEL AIR | 5.3L V8 5358cc 327 CID |
| | 1962-1969 | CHEVROLET BISCAYNE | 5.3L V8 5358cc 327 CID |
| | 1962-1969 | CHEVROLET IMPALA | 5.3L V8 5358cc 327 CID |
| | 1963-1967 | CHEVROLET CHEVY II | 4.6L V8 283 CID |
| | 1964-1966 | CHEVROLET CHEVY II | 4.6L V8 283 CID |
| | 1964-1967 | CHEVROLET CHEVELLE | 4.6L V8 283 CID |
| | 1964-1967 | CHEVROLET IMPALA | 4.6L V8 283 CID |
| | 1964-1967 | CHEVROLET MALIBU | 4.6L V8 4638cc 283 CID |
| | 1964-1967 | CHEVROLET MALIBU | 5.3L V8 5358cc 327 CID |
| | 1964-1968 | CHEVROLET CHEVELLE | 5.3L V8 5358cc 327 CID |
| | 1964-1969 | CHEVROLET IMPALA | 5.4L V8 327 CID |
| | 1965-1967 | CHECKER MARATHON | 4.6L V8 4638cc 283 CID |
| | 1965-1967 | CHEVROLET CHEVELLE | 4.6L V8 283 CID |
| | 1965-1968 | CHEVROLET CHEVELLE | 5.4L V8 327 CID |
| | 1965-1968 | CHEVROLET CHEVY II | 5.3L V8 5358cc 327 CID |

| USMW | Years | Application | Engine |
|------|-----------|------------------------|------------------------|
| | 1965-1968 | CHEVROLET CHEVY II | 5.4L V8 327 CID |
| | 1965-1969 | AVANTI II | 5.3L V8 5358cc 327 CID |
| | 1965-1969 | CHECKER MARATHON | 5.3L V8 5358cc 327 CID |
| | 1966-1967 | CHEVROLET CAPRICE | 4.6L V8 4638cc 283 CID |
| | 1966-1969 | CHEVROLET C10 PICKUP | 5.3L V8 5358cc 327 CID |
| | 1966-1969 | CHEVROLET C20 PICKUP | 5.3L V8 5358cc 327 CID |
| | 1966-1969 | CHEVROLET C30 PICKUP | 5.3L V8 5358cc 327 CID |
| | 1966-1969 | CHEVROLET CAPRICE | 5.3L V8 5358cc 327 CID |
| | 1966-1969 | CHEVROLET EL CAMINO | 5.3L V8 5358cc 327 CID |
| | 1966-1969 | CHEVROLET K10 PICKUP | 5.3L V8 5358cc 327 CID |
| | 1966-1969 | CHEVROLET K20 PICKUP | 5.3L V8 5358cc 327 CID |
| | 1966 | CHEVROLET SUBURBAN | 5.3L V8 5358cc 327 CID |
| | 1967-1969 | CHEVROLET C10 SUBURBAN | 5.3L V8 5358cc 327 CID |
| | 1967-1969 | CHEVROLET C20 SUBURBAN | 5.3L V8 5358cc 327 CID |
| | 1967-1969 | CHEVROLET CAMARO | 5.3L V8 5358cc 327 CID |
| | 1967-1969 | CHEVROLET K10 SUBURBAN | 5.3L V8 5358cc 327 CID |
| | 1967-1969 | CHEVROLET K20 SUBURBAN | 5.3L V8 5358cc 327 CID |
| | 1967-1972 | CHEVROLET CAMARO | 5.7L V8 350 CID |
| | 1967 | CHEVROLET C10 SUBURBAN | 4.6L V8 4638cc 283 CID |
| | 1967 | CHEVROLET C20 SUBURBAN | 4.6L V8 4638cc 283 CID |
| | 1967 | CHEVROLET G20 VAN | 4.6L V8 4638cc 283 CID |
| | 1967 | CHEVROLET K10 SUBURBAN | 4.6L V8 4638cc 283 CID |
| | 1967 | CHEVROLET K20 PANEL | 4.6L V8 283 CID |
| | 1967 | CHEVROLET K20 PANEL | 5.4L V8 327 CID |
| | 1967 | CHEVROLET K20 SUBURBAN | 4.6L V8 4638cc 283 CID |
| | 1968-1969 | AVANTI II | 5.4L V8 327 CID |
| | 1968-1969 | CHEVROLET BEL AIR | 5.4L V8 327 CID |
| | 1968-1969 | CHEVROLET BISCAYNE | 5.4L V8 327 CID |
| | 1968-1969 | CHEVROLET CAMARO | 5.4L V8 327 CID |
| | 1968-1969 | CHEVROLET CAPRICE | 5.4L V8 327 CID |
| | 1968-1969 | CHEVROLET K30 PICKUP | 5.3L V8 5358cc 327 CID |
| | 1968-1969 | CHEVROLET P20 VAN | 5.0L V8 307 CID |
| | 1968-1969 | CHEVROLET P30 VAN | 5.0L V8 307 CID |
| | 1968-1970 | CHEVROLET G20 VAN | 5.0L V8 307 CID |
| | 1968-1972 | CHEVROLET C10 PICKUP | 5.0L V8 307 CID |
| | 1968-1972 | CHEVROLET C10 SUBURBAN | 5.0L V8 307 CID |
| | 1968-1972 | CHEVROLET C20 PICKUP | 5.0L V8 307 CID |
| | 1968-1972 | CHEVROLET C20 SUBURBAN | 5.0L V8 307 CID |
| | 1968-1972 | CHEVROLET C30 PICKUP | 5.0L V8 307 CID |
| | 1968-1972 | CHEVROLET CAMARO | 5.7L V8 350 CID |
| | 1968-1972 | CHEVROLET CAPRICE | 5.0L V8 307 CID |
| | 1968-1972 | CHEVROLET CHEVELLE | 5.0L V8 307 CID |
| | 1968-1972 | CHEVROLET CHEVELLE | 5.7L V8 350 CID |
| | 1968-1972 | CHEVROLET EL CAMINO | 5.0L V8 307 CID |
| | 1968-1972 | CHEVROLET EL CAMINO | 5.7L V8 350 CID |
| | 1968-1972 | CHEVROLET G10 VAN | 5.0L V8 307 CID |
| | 1968-1972 | CHEVROLET G20 VAN | 5.0L V8 307 CID |
| | 1968-1972 | CHEVROLET IMPALA | 5.0L V8 307 CID |
| | 1968-1972 | CHEVROLET K10 PICKUP | 5.0L V8 307 CID |
| | 1968-1972 | CHEVROLET K10 SUBURBAN | 5.0L V8 307 CID |
| | 1968-1972 | CHEVROLET K20 PICKUP | 5.0L V8 307 CID |
| | 1968-1972 | CHEVROLET K20 SUBURBAN | 5.0L V8 307 CID |
| | 1968-1972 | CHEVROLET K30 PICKUP | 5.0L V8 307 CID |
| | 1968 | CHECKER MARATHON | 5.0L V8 307 CID |
| | 1968 | CHEVROLET BEL AIR | 5.0L V8 307 CID |
| | 1968 | CHEVROLET BISCAYNE | 5.0L V8 307 CID |
| | 1968 | CHEVROLET C10 PICKUP | 5.4L V8 327 CID |
| | 1968 | CHEVROLET C10 SUBURBAN | 5.4L V8 327 CID |
| | 1968 | CHEVROLET C20 PICKUP | 5.4L V8 327 CID |
| | 1968 | CHEVROLET C20 SUBURBAN | 5.4L V8 327 CID |
| | 1968 | CHEVROLET C30 PICKUP | 5.4L V8 327 CID |
| | 1968 | CHEVROLET CAPRICE | 5.0L V8 307 CID |
| | 1968 | CHEVROLET CHEVY II | 5.0L V8 307 CID |
| | 1968 | CHEVROLET CHEVY II | 5.7L V8 350 CID |
| | 1968 | CHEVROLET CORVETTE | 5.4L V8 327 CID |
| | 1968 | CHEVROLET EL CAMINO | 5.4L V8 327 CID |
| | 1968 | CHEVROLET IMPALA | 5.0L V8 307 CID |
| | 1968 | CHEVROLET K10 PICKUP | 5.4L V8 327 CID |
| | 1968 | CHEVROLET K10 SUBURBAN | 5.4L V8 327 CID |

| USMW | Years | Application | Engine |
|---------------|---------------------|--------------------------|------------------------|
| US898H | 1968 | CHEVROLET K20 PICKUP | 5.4L V8 327 CID |
| | 1968 | CHEVROLET K20 SUBURBAN | 5.4L V8 327 CID |
| | 1968 | CHEVROLET K30 PICKUP | 5.4L V8 327 CID |
| | 1969-1972 | CHEVROLET BEL AIR | 5.7L V8 350 CID |
| | 1969-1972 | CHEVROLET BISCAYNE | 5.7L V8 350 CID |
| | 1969-1972 | CHEVROLET BLAZER | 5.0L V8 307 CID |
| | 1969-1972 | CHEVROLET BLAZER | 5.7L V8 350 CID |
| | 1969-1972 | CHEVROLET BROOKWOOD | 5.0L V8 307 CID |
| | 1969-1972 | CHEVROLET BROOKWOOD | 5.7L V8 350 CID |
| | 1969-1972 | CHEVROLET C10 PICKUP | 5.7L V8 350 CID |
| | 1969-1972 | CHEVROLET C10 SUBURBAN | 5.7L V8 350 CID |
| | 1969-1972 | CHEVROLET C20 PICKUP | 5.7L V8 350 CID |
| | 1969-1972 | CHEVROLET C20 SUBURBAN | 5.7L V8 350 CID |
| | 1969-1972 | CHEVROLET C30 PICKUP | 5.7L V8 350 CID |
| | 1969-1972 | CHEVROLET CAMARO | 5.0L V8 307 CID |
| | 1969-1972 | CHEVROLET CAPRICE | 5.7L V8 350 CID |
| | 1969-1972 | CHEVROLET CHEVELLE | 5.7L V8 350 CID |
| | 1969-1972 | CHEVROLET CORVETTE | 5.7L V8 350 CID |
| | 1969-1972 | CHEVROLET EL CAMINO | 5.7L V8 350 CID |
| | 1969-1972 | CHEVROLET IMPALA | 5.7L V8 350 CID |
| | 1969-1972 | CHEVROLET K10 PICKUP | 5.7L V8 350 CID |
| | 1969-1972 | CHEVROLET K10 SUBURBAN | 5.7L V8 350 CID |
| | 1969-1972 | CHEVROLET K20 PICKUP | 5.7L V8 350 CID |
| | 1969-1972 | CHEVROLET K20 SUBURBAN | 5.7L V8 350 CID |
| | 1969-1972 | CHEVROLET K30 PICKUP | 5.7L V8 350 CID |
| | 1969-1972 | CHEVROLET KINGSWOOD | 5.0L V8 307 CID |
| | 1969-1972 | CHEVROLET KINGSWOOD | 5.7L V8 350 CID |
| | 1969 | AVANTI II | 5.7L V8 350 CID |
| | 1969 | CHECKER DELUXE | 5.3L V8 5358cc 327 CID |
| | 1969 | CHEVROLET BROOKWOOD | 5.3L V8 5358cc 327 CID |
| | 1969 | CHEVROLET KINGSWOOD | 5.3L V8 5358cc 327 CID |
| | 1970-1972 | CHEVROLET G10 VAN | 5.7L V8 350 CID |
| | 1970-1972 | CHEVROLET G20 VAN | 5.7L V8 350 CID |
| | 1970-1972 | CHEVROLET G30 VAN | 5.7L V8 350 CID |
| | 1970-1972 | CHEVROLET P20 VAN | 5.7L V8 350 CID |
| | 1970-1972 | CHEVROLET P30 VAN | 5.7L V8 350 CID |
| | 1972 | CHEVROLET BEL AIR | 5.7L V8 350 CID |
| | 1972 | CHEVROLET BISCAYNE | 5.7L V8 350 CID |
| | 1972 | CHEVROLET BROOKWOOD | 5.7L V8 350 CID |
| | 1972 | CHEVROLET C10 PICKUP | 5.7L V8 350 CID |
| | 1972 | CHEVROLET CAMARO | 5.7L V8 350 CID |
| | 1972 | CHEVROLET CAPRICE | 5.7L V8 350 CID |
| | 1972 | CHEVROLET CHEVELLE | 5.7L V8 350 CID |
| | 1972 | CHEVROLET CORVETTE | 5.7L V8 350 CID |
| | 1972 | CHEVROLET EL CAMINO | 5.7L V8 350 CID |
| | 1972 | CHEVROLET G10 VAN | 5.7L V8 350 CID |
| | 1972 | CHEVROLET G20 VAN | 5.7L V8 350 CID |
| 1972 | CHEVROLET G30 VAN | 5.7L V8 350 CID | |
| 1972 | CHEVROLET IMPALA | 5.7L V8 350 CID | |
| 1972 | CHEVROLET KINGSWOOD | 5.7L V8 350 CID | |
| US907 | 1967-1969 | PLYMOUTH BARRACUDA (MEX) | 5.2L V8 5200cc 318 CID |
| US919 | 1958-1959 | PLYMOUTH BELVEDERE | 5.2L V8 317 CID |
| | 1958-1959 | PLYMOUTH FURY | 5.2L V8 317 CID |
| | 1958-1959 | PLYMOUTH SAVOY | 5.2L V8 317 CID |
| | 1958-1959 | PLYMOUTH SUBURBAN | 5.2L V8 317 CID |
| | 1958-1961 | PLYMOUTH CUSTOM | 5.2L V8 5212cc 318 CID |
| | 1958-1961 | PLYMOUTH SUBURBAN | 5.2L V8 318 CID |
| | 1958-1961 | PLYMOUTH SUBURBAN | 5.2L V8 5212cc 318 CID |
| | 1958-1964 | PLYMOUTH SAVOY | 5.2L V8 5212cc 318 CID |
| | 1958-1969 | PLYMOUTH BELVEDERE | 5.2L V8 5212cc 318 CID |
| | 1958-1969 | PLYMOUTH FURY | 5.2L V8 5212cc 318 CID |
| | 1958 | PLYMOUTH PLAZA | 5.2L V8 317 CID |
| | 1958 | PLYMOUTH PLAZA | 5.2L V8 5212cc 318 CID |
| | 1959-1969 | PLYMOUTH FURY | 5.2L V8 318 CID |
| | 1960-1961 | DODGE SENECA | 5.2L V8 5212cc 318 CID |
| | 1960-1961 | PLYMOUTH SAVOY | 5.2L V8 318 CID |
| | 1960-1961 | PLYMOUTH SPORT WAGON | 5.2L V8 5212cc 318 CID |
| | 1960-1962 | DODGE WM300 POWER WAGON | 5.2L V8 5212cc 318 CID |
| | 1960-1963 | PLYMOUTH FLEET SPECIAL | 5.2L V8 5212cc 318 CID |

| USMW | Years | Application | Engine |
|-----------|--------------------------|------------------------|--------|
| 1960-1967 | DODGE D100 SERIES | 5.2L V8 5212cc 318 CID | |
| 1960-1967 | DODGE D200 SERIES | 5.2L V8 5212cc 318 CID | |
| 1960-1967 | DODGE D300 SERIES | 5.2L V8 5212cc 318 CID | |
| 1960-1967 | DODGE W100 SERIES | 5.2L V8 5212cc 318 CID | |
| 1960-1967 | DODGE W200 SERIES | 5.2L V8 5212cc 318 CID | |
| 1960-1967 | DODGE W300 SERIES | 5.2L V8 5212cc 318 CID | |
| 1960-1969 | DODGE DART | 5.2L V8 318 CID | |
| 1960-1969 | DODGE DART | 5.2L V8 5212cc 318 CID | |
| 1960-1969 | DODGE POLARA | 5.2L V8 5212cc 318 CID | |
| 1960 | DODGE MATADOR | 5.2L V8 5212cc 318 CID | |
| 1960 | DODGE TRUCK | 5.2L V8 5212cc 318 CID | |
| 1963-1964 | DODGE 330 | 5.2L V8 5212cc 318 CID | |
| 1963-1964 | DODGE 440 | 5.2L V8 5212cc 318 CID | |
| 1964-1965 | PLYMOUTH FURY | 4.5L V8 4473cc 273 CID | |
| 1964-1966 | DODGE A100 | 4.5L V8 4473cc 273 CID | |
| 1964-1967 | DODGE A100 TRUCK | 4.5L V8 273 CID | |
| 1964-1968 | PLYMOUTH BARRACUDA | 4.5L V8 4473cc 273 CID | |
| 1964-1968 | PLYMOUTH BELVEDERE | 4.5L V8 4473cc 273 CID | |
| 1964-1969 | DODGE DART | 4.5L V8 273 CID | |
| 1964-1969 | DODGE DART | 4.5L V8 4473cc 273 CID | |
| 1964-1969 | PLYMOUTH VALIANT | 4.5L V8 273 CID | |
| 1964-1969 | PLYMOUTH VALIANT | 4.5L V8 4473cc 273 CID | |
| 1964 | DODGE 330 | 4.5L V8 4473cc 273 CID | |
| 1964 | PLYMOUTH SAVOY | 4.5L V8 4473cc 273 CID | |
| 1965-1967 | PLYMOUTH BELVEDERE II | 4.5L V8 273 CID | |
| 1965-1967 | PLYMOUTH BELVEDERE II | 5.2L V8 318 CID | |
| 1965-1968 | DODGE CORONET | 4.5L V8 273 CID | |
| 1965-1968 | DODGE CORONET | 4.5L V8 4473cc 273 CID | |
| 1965-1968 | PLYMOUTH SATELLITE | 4.5L V8 4473cc 273 CID | |
| 1965-1969 | DODGE CORONET | 5.2L V8 318 CID | |
| 1965-1969 | DODGE CORONET | 5.2L V8 5212cc 318 CID | |
| 1965-1969 | PLYMOUTH FURY II | 5.2L V8 318 CID | |
| 1965-1969 | PLYMOUTH FURY III | 5.2L V8 318 CID | |
| 1965-1969 | PLYMOUTH SATELLITE | 5.2L V8 5212cc 318 CID | |
| 1965 | PLYMOUTH FURY | 4.5L V8 273 CID | |
| 1965 | PLYMOUTH FURY II | 4.5L V8 273 CID | |
| 1965 | PLYMOUTH FURY III | 4.5L V8 273 CID | |
| 1966-1969 | DODGE CHARGER | 5.2L V8 5212cc 318 CID | |
| 1966-1969 | PLYMOUTH BARRACUDA | 5.2L V8 5212cc 318 CID | |
| 1966 | DODGE POLARA | 4.5L V8 4473cc 273 CID | |
| 1967-1969 | DODGE A100 TRUCK | 5.2L V8 318 CID | |
| 1967-1969 | DODGE CHARGER | 5.2L V8 5200cc 318 CID | |
| 1967-1969 | DODGE CORONET (MEX) | 4.5L V8 4473cc 273 CID | |
| 1967 | DODGE CHARGER | 5.2L V8 5200cc 318 CID | |
| 1967 | PLYMOUTH BARRACUDA (MEX) | 5.2L V8 5212cc 318 CID | |
| 1967 | PLYMOUTH VIP | 5.2L V8 5212cc 318 CID | |
| 1968-1969 | DODGE D100 PICKUP | 5.2L V8 318 CID | |
| 1968-1969 | DODGE D100 PICKUP | 5.2L V8 5212cc 318 CID | |
| 1968-1969 | DODGE D200 PICKUP | 5.2L V8 318 CID | |
| 1968-1969 | DODGE D200 PICKUP | 5.2L V8 5212cc 318 CID | |
| 1968-1969 | DODGE D300 PICKUP | 5.2L V8 318 CID | |
| 1968-1969 | DODGE D300 PICKUP | 5.2L V8 5212cc 318 CID | |
| 1968-1969 | DODGE DART | 5.6L V8 340 CID | |
| 1968-1969 | DODGE DART | 5.6L V8 5572cc 340 CID | |
| 1968-1969 | DODGE MONACO | 5.2L V8 318 CID | |
| 1968-1969 | DODGE MONACO | 5.2L V8 5212cc 318 CID | |
| 1968-1969 | DODGE POLARA | 5.2L V8 318 CID | |
| 1968-1969 | DODGE W100 PICKUP | 5.2L V8 318 CID | |
| 1968-1969 | DODGE W100 PICKUP | 5.2L V8 5212cc 318 CID | |
| 1968-1969 | DODGE W200 PICKUP | 5.2L V8 5212cc 318 CID | |
| 1968-1969 | DODGE W300 PICKUP | 5.2L V8 318 CID | |
| 1968-1969 | DODGE W300 PICKUP | 5.2L V8 5212cc 318 CID | |
| 1968-1969 | PLYMOUTH BARRACUDA | 5.2L V8 318 CID | |
| 1968-1969 | PLYMOUTH BARRACUDA | 5.6L V8 340 CID | |
| 1968-1969 | PLYMOUTH BARRACUDA | 5.6L V8 5572cc 340 CID | |
| 1968-1969 | PLYMOUTH BELVEDERE | 5.2L V8 318 CID | |
| 1968-1969 | PLYMOUTH FURY I | 5.2L V8 318 CID | |
| 1968-1969 | PLYMOUTH FURY I | 5.2L V8 5212cc 318 CID | |
| 1968-1969 | PLYMOUTH FURY II | 5.2L V8 5212cc 318 CID | |

| USMW | Years | Application | Engine |
|-------|-----------------|-----------------------------|------------------------|
| US919 | 1968-1969 | PLYMOUTH FURY III | 5.2L V8 5212cc 318 CID |
| | 1968-1969 | PLYMOUTH SATELLITE | 5.2L V8 318 CID |
| | 1968-1969 | PLYMOUTH SATELLITE | 5.6L V8 5572cc 340 CID |
| | 1968-1969 | PLYMOUTH VALIANT | 5.2L V8 318 CID |
| | 1968-1969 | PLYMOUTH VALIANT | 5.2L V8 5212cc 318 CID |
| | 1968-1969 | PLYMOUTH VALIANT | 5.6L V8 5572cc 340 CID |
| | 1968 | PLYMOUTH BELVEDERE | 4.5L V8 273 CID |
| | 1968 | PLYMOUTH GTX | 5.2L V8 318 CID |
| | 1968 | PLYMOUTH GTX | 5.2L V8 5212cc 318 CID |
| | 1968 | PLYMOUTH ROADRUNNER | 4.5L V8 273 CID |
| | 1968 | PLYMOUTH ROADRUNNER | 4.5L V8 4473cc 273 CID |
| | 1968 | PLYMOUTH ROADRUNNER | 5.2L V8 318 CID |
| | 1968 | PLYMOUTH ROADRUNNER | 5.2L V8 5212cc 318 CID |
| | 1968 | PLYMOUTH ROADRUNNER | 5.6L V8 5572cc 340 CID |
| | 1968 | PLYMOUTH SATELLITE | 4.5L V8 273 CID |
| | 1969 | DODGE MONACO (MEX) | 5.2L V8 5200cc 318 CID |
| | 1969 | DODGE W200 PICKUP | 5.2L V8 318 CID |
| US926 | 1968-1969 | OLDSMOBILE 442 | 6.6L V8 6555cc 400 CID |
| | 1968-1970 | OLDSMOBILE 98 | 7.5L V8 455 CID |
| | 1968-1970 | OLDSMOBILE 442 | 7.5L V8 7456cc 455 CID |
| | 1968-1970 | OLDSMOBILE CUTLASS | 5.7L V8 350 CID |
| | 1968-1970 | OLDSMOBILE DELTA 88 | 5.7L V8 350 CID |
| | 1968-1970 | OLDSMOBILE DELTA 88 | 7.5L V8 455 CID |
| | 1968-1970 | OLDSMOBILE F85 | 5.7L V8 350 CID |
| | 1968-1970 | OLDSMOBILE VISTA CRUISER | 5.7L V8 350 CID |
| | 1968 | OLDSMOBILE DELMONT 88 | 5.7L V8 350 CID |
| | 1968 | OLDSMOBILE DELMONT 88 | 7.5L V8 455 CID |
| | 1970 | OLDSMOBILE CUTLASS | 7.5L V8 455 CID |
| | 1970 | OLDSMOBILE F85 | 7.5L V8 455 CID |
| | 1970 | OLDSMOBILE VISTA CRUISER | 7.5L V8 455 CID |
| US927 | 1966-1967 | CHEVROLET EL CAMINO | 3.8L L6 3769cc 230 CID |
| | 1966-1967 | CHEVROLET MALIBU | 3.8L L6 3769cc 230 CID |
| | 1966 | CHEVROLET CHEVELLE | 3.2L L6 194 CID |
| | 1966 | CHEVROLET EL CAMINO | 3.2L L6 3180cc 194 CID |
| | 1966 | CHEVROLET MALIBU | 3.2L L6 3180cc 194 CID |
| | 1967 | CHEVROLET CHEVELLE | 3.8L L6 230 CID |
| | 1967 | CHEVROLET CHEVELLE | 4.1L L6 250 CID |
| | 1967 | CHEVROLET EL CAMINO | 4.1L L6 4098cc 250 CID |
| | 1967 | CHEVROLET MALIBU | 4.1L L6 4098cc 250 CID |
| | 1967 | CHEVROLET MALIBU (MEX) | 4.1L L6 4100cc 250 CID |
| | 1969-1974 | CHEVROLET NOVA | 4.1L L6 250 CID |
| | 1969 | CHEVROLET NOVA | 3.8L L6 230 CID |
| | 1974 | OLDSMOBILE OMEGA | 4.1L L6 250 CID |
| | 1974 | PONTIAC FIREBIRD | 4.1L L6 250 CID |
| | 1974 | PONTIAC LEMANS | 4.1L L6 250 CID |
| 1974 | PONTIAC VENTURA | 4.1L L6 250 CID | |
| US932 | 1975-1976 | FORD ELITE | 5.8L V8 351 CID |
| | 1975-1976 | FORD ELITE | 6.6L V8 400 CID |
| | 1975-1976 | FORD TORINO | 5.8L V8 351 CID |
| | 1975-1976 | FORD TORINO | 6.6L V8 400 CID |
| | 1975-1976 | MERCURY MONTEGO | 5.8L V8 351 CID |
| | 1975-1976 | MERCURY MONTEGO | 6.6L V8 400 CID |
| | 1975-1977 | FORD CUSTOM 500 | 5.8L V8 351 CID |
| | 1975-1977 | FORD CUSTOM 500 | 6.6L V8 400 CID |
| | 1975-1978 | FORD LTD | 6.6L V8 400 CID |
| | 1975-1978 | FORD RANCHERO | 6.6L V8 400 CID |
| | 1975-1978 | MERCURY COUGAR | 6.6L V8 400 CID |
| | 1975-1978 | MERCURY MARQUIS | 6.6L V8 400 CID |
| | 1975-1979 | FORD LTD | 5.8L V8 351 CID |
| | 1975-1979 | FORD RANCHERO | 5.8L V8 351 CID |
| | 1975-1979 | MERCURY COUGAR | 5.8L V8 351 CID |
| | 1977-1978 | FORD LTD II | 6.6L V8 400 CID |
| | 1977-1978 | FORD THUNDERBIRD | 6.6L V8 400 CID |
| | 1977-1978 | MERCURY GRAND MARQUIS (MEX) | 5.8L V8 5800cc 351 CID |
| | 1977-1979 | FORD F-100 | 6.6L V8 400 CID |
| | 1977-1979 | FORD F-150 | 5.8L V8 351 CID |
| | 1977-1979 | FORD F-150 | 6.6L V8 400 CID |
| | 1977-1979 | FORD F-250 | 5.8L V8 351 CID |
| | 1977-1979 | FORD F-350 | 5.8L V8 351 CID |

| USMW | Years | Application | Engine |
|-----------|---------------------------------|---------------------------------|------------------------|
| | 1977-1979 | FORD LTD II | 5.8L V8 351 CID |
| | 1977-1979 | FORD THUNDERBIRD | 5.8L V8 351 CID |
| | 1977-1979 | LINCOLN CONTINENTAL | 6.6L V8 400 CID |
| | 1977-1979 | LINCOLN MARK V | 6.6L V8 400 CID |
| | 1977-1981 | FORD F-100 | 5.8L V8 351 CID |
| | 1977-1982 | FORD F-250 | 6.6L V8 400 CID |
| | 1977-1982 | FORD F-350 | 6.6L V8 400 CID |
| | 1978-1979 | FORD BRONCO | 6.6L V8 400 CID |
| | 1978-1979 | MERCURY MARQUIS | 5.8L V8 351 CID |
| | 1978-1982 | FORD BRONCO | 5.8L V8 351 CID |
| | 1980-1982 | FORD E-100 ECONOLINE | 5.8L V8 351 CID |
| | 1980-1982 | FORD E-100 ECONOLINE CLUB WAGON | 5.8L V8 351 CID |
| | 1980-1982 | FORD E-150 ECONOLINE | 5.8L V8 351 CID |
| | 1980-1982 | FORD E-150 ECONOLINE CLUB WAGON | 5.8L V8 351 CID |
| | 1980-1982 | FORD E-250 ECONOLINE | 5.8L V8 351 CID |
| | 1980-1982 | FORD E-250 ECONOLINE CLUB WAGON | 5.8L V8 351 CID |
| | 1980-1982 | FORD E-250 ECONOLINE CLUB WAGON | 6.6L V8 400 CID |
| | 1980-1982 | FORD E-350 ECONOLINE | 5.8L V8 351 CID |
| | 1980-1982 | FORD E-350 ECONOLINE | 6.6L V8 400 CID |
| | 1980-1982 | FORD E-350 ECONOLINE CLUB WAGON | 5.8L V8 351 CID |
| | 1980-1982 | FORD E-350 ECONOLINE CLUB WAGON | 6.6L V8 400 CID |
| | 1980 | FORD E-250 ECONOLINE | 6.6L V8 400 CID |
| US953 | 1968-1987 | FORD F350 (MEX) | 5.0L V8 5000cc 302 CID |
| | 1969-1977 | FORD F350 (MEX) | 4.7L V8 4700cc 289 CID |
| | 1969-1978 | FORD F100 (MEX) | 4.7L V8 4700cc 289 CID |
| | 1970-1976 | FORD GALAXIE (MEX) | 5.8L V8 5800cc 351 CID |
| | 1970 | FORD MAVERICK (MEX) | 5.0L V8 5000cc 302 CID |
| | 1971-1977 | FORD MAVERICK (MEX) | 4.7L V8 4700cc 289 CID |
| | 1973-1978 | FORD MUSTANG (MEX) | 5.0L V8 5000cc 302 CID |
| | 1973-1979 | FORD B100 (MEX) | 4.7L V8 4700cc 289 CID |
| | 1973-1981 | FORD B100 (MEX) | 5.0L V8 5000cc 302 CID |
| | 1974 | FORD MUSTANG (MEX) | 5.8L V8 5800cc 351 CID |
| | 1975-1976 | FORD LTD (MEX) | 5.0L V8 5000cc 302 CID |
| | 1975-1976 | MERCURY MONTEGO | 5.8L V8 351 CID |
| | 1975-1977 | FORD GRANADA | 5.8L V8 351 CID |
| | 1975-1977 | FORD MAVERICK | 5.0L V8 302 CID |
| | 1975-1977 | MERCURY COMET | 5.0L V8 302 CID |
| | 1975-1977 | MERCURY MONARCH | 5.8L V8 351 CID |
| | 1975-1978 | FORD B150 (MEX) | 4.7L V8 4700cc 289 CID |
| | 1975-1978 | FORD RANCHERO | 5.8L V8 351 CID |
| | 1975-1979 | FORD E-350 ECONOLINE | 5.0L V8 302 CID |
| | 1975-1979 | FORD LTD | 5.8L V8 351 CID |
| | 1975-1979 | MERCURY COUGAR | 5.8L V8 351 CID |
| | 1975-1980 | FORD GRANADA | 5.0L V8 302 CID |
| | 1975-1980 | MERCURY MONARCH | 5.0L V8 302 CID |
| | 1975-1983 | FORD E-100 ECONOLINE | 5.0L V8 302 CID |
| | 1975-1983 | FORD E-100 ECONOLINE | 5.8L V8 351 CID |
| | 1975-1983 | FORD E-100 ECONOLINE CLUB WAGON | 5.8L V8 351 CID |
| | 1975-1983 | FORD F-100 | 5.0L V8 302 CID |
| | 1975-1985 | FORD B150 (MEX) | 5.0L V8 5000cc 302 CID |
| | 1975-1986 | FORD E-150 ECONOLINE | 5.0L V8 302 CID |
| | 1975-1986 | FORD E-250 ECONOLINE | 5.0L V8 302 CID |
| | 1975-1986 | FORD F-150 | 5.0L V8 302 CID |
| | 1975-1986 | FORD F-250 | 5.0L V8 302 CID |
| | 1975-1987 | FORD E-150 ECONOLINE | 5.8L V8 351 CID |
| | 1975-1987 | FORD E-150 ECONOLINE CLUB WAGON | 5.8L V8 351 CID |
| | 1975-1987 | FORD E-250 ECONOLINE | 5.8L V8 351 CID |
| 1975-1987 | FORD E-250 ECONOLINE CLUB WAGON | 5.8L V8 351 CID | |
| 1975-1987 | FORD E-350 ECONOLINE | 5.8L V8 351 CID | |
| 1975 | FORD ELITE | 5.8L V8 351 CID | |
| 1975 | FORD P350 (MEX) | 5.0L V8 5000cc 302 CID | |
| 1975 | FORD P400 (MEX) | 5.0L V8 5000cc 302 CID | |
| 1976-1977 | FORD CUSTOM 500 | 5.8L V8 351 CID | |
| 1976-1978 | FORD MUSTANG II | 5.0L V8 302 CID | |
| 1976 | FORD TORINO | 5.8L V8 351 CID | |
| 1977-1978 | FORD LTD (MEX) | 5.8L V8 5800cc 351 CID | |
| 1977-1979 | FORD LTD | 5.0L V8 302 CID | |
| 1977-1979 | FORD LTD II | 5.0L V8 302 CID | |
| 1977-1979 | FORD LTD II | 5.8L V8 351 CID | |

| USMW | Years | Application | Engine | |
|-----------|-----------|---------------------------------|------------------------|-----------------|
| US953 | 1977-1979 | FORD RANCHERO | 5.0L V8 302 CID | |
| | 1977-1979 | FORD THUNDERBIRD | 5.0L V8 302 CID | |
| | 1977-1979 | FORD THUNDERBIRD | 5.8L V8 351 CID | |
| | 1977-1979 | MERCURY COUGAR | 5.0L V8 302 CID | |
| | 1977-1980 | LINCOLN VERSAILLES | 5.0L V8 302 CID | |
| | 1977-1981 | FORD F-100 | 5.8L V8 351 CID | |
| | 1977-1987 | FORD E-350 ECONOLINE CLUB WAGON | 5.8L V8 351 CID | |
| | 1977-1987 | FORD F-150 | 5.8L V8 351 CID | |
| | 1977-1987 | FORD F-250 | 5.8L V8 351 CID | |
| | 1977 | LINCOLN VERSAILLES | 5.8L V8 351 CID | |
| | 1978-1979 | FORD FAIRMONT | 5.0L V8 302 CID | |
| | 1978-1979 | FORD FAIRMONT (MEX) | 4.2L V8 4200cc 256 CID | |
| | 1978-1979 | MERCURY MARQUIS | 5.8L V8 351 CID | |
| | 1978-1979 | MERCURY ZEPHYR | 5.0L V8 302 CID | |
| | 1978-1987 | FORD BRONCO | 5.8L V8 351 CID | |
| | 1978 | FORD LTD | 5.8L V8 5752cc 351 CID | |
| | 1979-1980 | FORD E-250 ECONOLINE CLUB WAGON | 5.0L V8 302 CID | |
| | 1979-1983 | FORD E-100 ECONOLINE CLUB WAGON | 5.0L V8 302 CID | |
| | 1979-1986 | FORD E-150 ECONOLINE CLUB WAGON | 5.0L V8 302 CID | |
| | 1979 | FORD B-100 | 5.0L V8 4950cc 302 CID | |
| | 1979 | FORD E-350 ECONOLINE CLUB WAGON | 5.0L V8 302 CID | |
| | 1979 | FORD F150 (MEX) | 4.7L V8 4700cc 289 CID | |
| | 1979 | MERCURY MARQUIS | 5.0L V8 302 CID | |
| | 1980-1981 | FORD GRANADA | 4.2L V8 255 CID | |
| | 1980-1982 | FORD FAIRMONT | 4.2L V8 255 CID | |
| | 1980-1982 | MERCURY ZEPHYR | 4.2L V8 255 CID | |
| | 1980-1986 | FORD BRONCO | 5.0L V8 302 CID | |
| | 1980-1987 | FORD F-350 | 5.8L V8 351 CID | |
| | 1980 | FORD F-350 | 5.0L V8 302 CID | |
| | 1980 | MERCURY MONARCH | 4.2L V8 255 CID | |
| | 1981-1982 | FORD F-100 | 4.2L V8 255 CID | |
| | 1981-1983 | FORD FAIRMONT (MEX) | 5.0L V8 5000cc 302 CID | |
| | 1982-1985 | FORD B150 (MEX) | 3.8L V6 3800cc 232 CID | |
| | 1985-1986 | FORD B200 (MEX) | 5.0L V8 5000cc 302 CID | |
| | 1986-1987 | FORD F200 (MEX) | 5.8L V8 5800cc 351 CID | |
| | 1986-1987 | FORD F350 (MEX) | 5.8L V8 5800cc 351 CID | |
| | 1986-1987 | FORD P350 (MEX) | 5.8L V8 5800cc 351 CID | |
| | 1986 | FORD F150 (MEX) | 5.0L V8 5000cc 302 CID | |
| | US953H | 1975-1976 | FORD ELITE | 5.8L V8 351 CID |
| | | 1975-1976 | FORD TORINO | 5.8L V8 351 CID |
| 1975-1976 | | MERCURY MONTEGO | 5.8L V8 351 CID | |
| 1975-1977 | | FORD CUSTOM 500 | 5.8L V8 351 CID | |
| 1975-1977 | | FORD GRANADA | 5.8L V8 351 CID | |
| 1975-1977 | | FORD MAVERICK | 5.0L V8 302 CID | |
| 1975-1977 | | MERCURY COMET | 5.0L V8 302 CID | |
| 1975-1977 | | MERCURY MONARCH | 5.8L V8 351 CID | |
| 1975-1979 | | FORD E-350 ECONOLINE | 5.0L V8 302 CID | |
| 1975-1979 | | FORD LTD | 5.8L V8 351 CID | |
| 1975-1979 | | FORD RANCHERO | 5.8L V8 351 CID | |
| 1975-1979 | | MERCURY COUGAR | 5.8L V8 351 CID | |
| 1975-1980 | | FORD GRANADA | 5.0L V8 302 CID | |
| 1975-1980 | | MERCURY MONARCH | 5.0L V8 302 CID | |
| 1975-1983 | | FORD E-100 ECONOLINE | 5.0L V8 302 CID | |
| 1975-1983 | | FORD E-100 ECONOLINE | 5.8L V8 351 CID | |
| 1975-1983 | | FORD E-100 ECONOLINE CLUB WAGON | 5.8L V8 351 CID | |
| 1975-1983 | | FORD F-100 | 5.0L V8 302 CID | |
| 1975-1986 | | FORD E-150 ECONOLINE | 5.0L V8 302 CID | |
| 1975-1986 | | FORD E-250 ECONOLINE | 5.0L V8 302 CID | |
| 1975-1986 | | FORD F-150 | 5.0L V8 302 CID | |
| 1975-1986 | | FORD F-250 | 5.0L V8 302 CID | |
| 1975-1987 | | FORD E-150 ECONOLINE | 5.8L V8 351 CID | |
| 1975-1987 | | FORD E-150 ECONOLINE CLUB WAGON | 5.8L V8 351 CID | |
| 1975-1987 | | FORD E-250 ECONOLINE | 5.8L V8 351 CID | |
| 1975-1987 | | FORD E-250 ECONOLINE CLUB WAGON | 5.8L V8 351 CID | |
| 1975-1987 | | FORD E-350 ECONOLINE | 5.8L V8 351 CID | |
| 1976-1978 | | FORD MUSTANG II | 5.0L V8 302 CID | |
| 1976 | | FORD F-350 | 5.0L V8 4949cc 302 CID | |
| 1977-1979 | | FORD LTD | 5.0L V8 302 CID | |
| 1977-1979 | | FORD LTD II | 5.0L V8 302 CID | |

| USMW | Years | Application | Engine | |
|-----------|-----------|---------------------------------|----------------------|------------------------|
| | 1977-1979 | FORD LTD II | 5.8L V8 351 CID | |
| | 1977-1979 | FORD RANCHERO | 5.0L V8 302 CID | |
| | 1977-1979 | FORD THUNDERBIRD | 5.0L V8 302 CID | |
| | 1977-1979 | FORD THUNDERBIRD | 5.8L V8 351 CID | |
| | 1977-1979 | MERCURY COUGAR | 5.0L V8 302 CID | |
| | 1977-1980 | LINCOLN VERSAILLES | 5.0L V8 302 CID | |
| | 1977-1981 | FORD F-100 | 5.8L V8 351 CID | |
| | 1977-1987 | FORD E-350 ECONOLINE CLUB WAGON | 5.8L V8 351 CID | |
| | 1977-1987 | FORD F-150 | 5.8L V8 351 CID | |
| | 1977-1987 | FORD F-250 | 5.8L V8 351 CID | |
| | 1977 | LINCOLN VERSAILLES | 5.8L V8 351 CID | |
| | 1978-1979 | FORD FAIRMONT | 5.0L V8 302 CID | |
| | 1978-1979 | MERCURY MARQUIS | 5.8L V8 351 CID | |
| | 1978-1979 | MERCURY ZEPHYR | 5.0L V8 302 CID | |
| | 1978-1987 | FORD BRONCO | 5.8L V8 351 CID | |
| | 1979-1980 | FORD E-250 ECONOLINE CLUB WAGON | 5.0L V8 302 CID | |
| | 1979-1983 | FORD E-100 ECONOLINE CLUB WAGON | 5.0L V8 302 CID | |
| | 1979-1986 | FORD E-150 ECONOLINE CLUB WAGON | 5.0L V8 302 CID | |
| | 1979 | FORD E-350 ECONOLINE CLUB WAGON | 5.0L V8 302 CID | |
| | 1979 | MERCURY MARQUIS | 5.0L V8 302 CID | |
| | 1980-1981 | FORD GRANADA | 4.2L V8 255 CID | |
| | 1980-1982 | FORD FAIRMONT | 4.2L V8 255 CID | |
| | 1980-1982 | MERCURY ZEPHYR | 4.2L V8 255 CID | |
| | 1980-1986 | FORD BRONCO | 5.0L V8 302 CID | |
| | 1980-1987 | FORD F-350 | 5.8L V8 351 CID | |
| | 1980 | FORD F-350 | 5.0L V8 302 CID | |
| | 1980 | MERCURY MONARCH | 4.2L V8 255 CID | |
| | 1981-1982 | FORD F-100 | 4.2L V8 255 CID | |
| | US960 | 1975-1977 | FORD MAVERICK | 4.1L L6 250 CID |
| | | 1975-1977 | MERCURY COMET | 4.1L L6 250 CID |
| | | 1975-1980 | FORD GRANADA | 4.1L L6 250 CID |
| | | 1975-1980 | MERCURY MONARCH | 4.1L L6 250 CID |
| | US964 | 1971-1974 | FORD PINTO | 2.0L L4 1993cc 122 CID |
| | | 1971-1974 | MERCURY CAPRI | 2.0L L4 1993cc 122 CID |
| | US975 | 1975-1976 | PONTIAC BONNEVILLE | 7.5L V8 455 CID |
| | | 1975-1976 | PONTIAC CATALINA | 7.5L V8 455 CID |
| | | 1975-1976 | PONTIAC FIREBIRD | 5.7L V8 350 CID |
| | | 1975-1976 | PONTIAC FIREBIRD | 7.5L V8 455 CID |
| | | 1975-1976 | PONTIAC GRAND PRIX | 7.5L V8 455 CID |
| | | 1975-1976 | PONTIAC GRAND SAFARI | 7.5L V8 455 CID |
| 1975-1976 | | PONTIAC LEMANS | 5.7L V8 350 CID | |
| 1975-1977 | | PONTIAC GRAND PRIX | 6.6L V8 400 CID | |
| 1975-1977 | | PONTIAC LEMANS | 6.6L V8 400 CID | |
| 1975-1978 | | PONTIAC BONNEVILLE | 6.6L V8 400 CID | |
| 1975-1978 | | PONTIAC CATALINA | 6.6L V8 400 CID | |
| 1975-1978 | | PONTIAC GRAND SAFARI | 6.6L V8 400 CID | |
| 1975-1979 | | PONTIAC FIREBIRD | 6.6L V8 400 CID | |
| 1975 | | OLDSMOBILE CUSTOM CRUISER | 6.6L V8 400 CID | |
| 1975 | | PONTIAC GRAND AM | 5.7L V8 350 CID | |
| 1975 | | PONTIAC GRAND AM | 6.6L V8 400 CID | |
| 1975 | | PONTIAC GRAND AM | 7.5L V8 455 CID | |
| 1976-1977 | | PONTIAC CATALINA | 5.7L V8 350 CID | |
| 1976 | | PONTIAC GRAND PRIX | 5.7L V8 350 CID | |
| 1976 | | PONTIAC LEMANS | 7.5L V8 455 CID | |
| 1977-1978 | | PONTIAC BONNEVILLE | 5.7L V8 350 CID | |
| 1977-1978 | | PONTIAC GRAND SAFARI | 6.6L V8 403 CID | |
| 1977-1979 | | PONTIAC BONNEVILLE | 6.6L V8 403 CID | |
| 1977-1979 | | PONTIAC CATALINA | 4.1L L6 250 CID | |
| 1977-1979 | | PONTIAC CATALINA | 6.6L V8 403 CID | |
| 1977-1979 | | PONTIAC FIREBIRD | 6.6L V8 403 CID | |
| 1977-1980 | | BUICK LESABRE | 4.9L V8 301 CID | |
| 1977-1980 | | PONTIAC BONNEVILLE | 4.9L V8 301 CID | |
| 1977-1980 | | PONTIAC CATALINA | 4.9L V8 301 CID | |
| 1977-1980 | | PONTIAC GRAND PRIX | 4.9L V8 301 CID | |
| 1977-1981 | | PONTIAC FIREBIRD | 4.9L V8 301 CID | |
| 1977-1981 | | PONTIAC LEMANS | 4.9L V8 301 CID | |
| 1977 | | BUICK SKYLARK | 4.9L V8 301 CID | |
| 1977 | | PONTIAC GRAND PRIX | 6.6L V8 403 CID | |
| 1977 | | PONTIAC GRAND SAFARI | 4.9L V8 301 CID | |

| USMW | Years | Application | Engine |
|-----------|----------------------|------------------------|-----------------|
| US975 | 1977 | PONTIAC GRAND SAFARI | 5.7L V8 350 CID |
| | 1977 | PONTIAC LEMANS | 6.6L V8 403 CID |
| | 1977 | PONTIAC VENTURA | 4.9L V8 301 CID |
| | 1978-1980 | PONTIAC GRAND AM | 4.9L V8 301 CID |
| | 1979-1980 | BUICK CENTURY | 4.9L V8 301 CID |
| | 1979-1980 | BUICK REGAL | 4.9L V8 301 CID |
| | 1979 | OLDSMOBILE DELTA 88 | 4.9L V8 301 CID |
| | 1980-1981 | BUICK CENTURY | 4.3L V8 265 CID |
| | 1980-1981 | BUICK REGAL | 4.3L V8 265 CID |
| | 1980-1981 | PONTIAC BONNEVILLE | 4.3L V8 265 CID |
| | 1980-1981 | PONTIAC CATALINA | 4.3L V8 265 CID |
| | 1980-1981 | PONTIAC GRAND LEMANS | 4.3L V8 265 CID |
| | 1980-1981 | PONTIAC GRAND LEMANS | 4.9L V8 301 CID |
| | 1980-1981 | PONTIAC GRAND PRIX | 4.3L V8 265 CID |
| | 1980-1981 | PONTIAC LEMANS | 4.3L V8 265 CID |
| | 1980 | BUICK ELECTRA | 4.9L V8 301 CID |
| | 1980 | BUICK ESTATE WAGON | 4.9L V8 301 CID |
| 1981 | PONTIAC FIREBIRD | 4.3L V8 265 CID | |
| US981 | 1966-1967 | CHEVROLET MALIBU | 6.5L V8 396 CID |
| | 1966-1969 | CHEVROLET BEL AIR | 6.5L V8 396 CID |
| | 1966-1969 | CHEVROLET BEL AIR | 7.0L V8 427 CID |
| | 1966-1969 | CHEVROLET BISCAYNE | 6.5L V8 396 CID |
| | 1966-1969 | CHEVROLET BISCAYNE | 7.0L V8 427 CID |
| | 1966-1969 | CHEVROLET CAPRICE | 6.5L V8 396 CID |
| | 1966-1969 | CHEVROLET CAPRICE | 7.0L V8 427 CID |
| | 1966-1969 | CHEVROLET CHEVELLE | 6.5L V8 396 CID |
| | 1966-1969 | CHEVROLET CORVETTE | 7.0L V8 427 CID |
| | 1966-1969 | CHEVROLET EL CAMINO | 6.5L V8 396 CID |
| | 1966-1969 | CHEVROLET IMPALA | 6.5L V8 396 CID |
| | 1966-1969 | CHEVROLET IMPALA | 7.0L V8 427 CID |
| | 1966-1970 | CHEVROLET CHEVELLE | 6.5L V8 396 CID |
| | 1967-1969 | CHEVROLET CAMARO | 6.5L V8 396 CID |
| | 1968-1969 | CHEVROLET BEL AIR | 6.5L V8 396 CID |
| | 1968-1969 | CHEVROLET BEL AIR | 7.0L V8 427 CID |
| | 1968-1969 | CHEVROLET BISCAYNE | 6.5L V8 396 CID |
| | 1968-1969 | CHEVROLET BISCAYNE | 7.0L V8 427 CID |
| | 1968-1969 | CHEVROLET C10 PICKUP | 6.5L V8 396 CID |
| | 1968-1969 | CHEVROLET C10 SUBURBAN | 6.5L V8 396 CID |
| | 1968-1969 | CHEVROLET C20 PICKUP | 6.5L V8 396 CID |
| | 1968-1969 | CHEVROLET C20 SUBURBAN | 6.5L V8 396 CID |
| | 1968-1969 | CHEVROLET C30 PICKUP | 6.5L V8 396 CID |
| | 1968-1969 | CHEVROLET CAPRICE | 6.5L V8 396 CID |
| | 1968-1969 | CHEVROLET CAPRICE | 7.0L V8 427 CID |
| | 1968-1969 | CHEVROLET CORVETTE | 7.0L V8 427 CID |
| | 1968-1969 | CHEVROLET K10 PICKUP | 6.5L V8 396 CID |
| | 1968-1969 | CHEVROLET K10 SUBURBAN | 6.5L V8 396 CID |
| | 1968-1969 | CHEVROLET K20 PICKUP | 6.5L V8 396 CID |
| | 1968-1969 | CHEVROLET K20 SUBURBAN | 6.5L V8 396 CID |
| | 1968-1969 | CHEVROLET K30 PICKUP | 6.5L V8 396 CID |
| | 1968-1969 | GMC C15/C1500 PICKUP | 6.5L V8 396 CID |
| | 1968-1969 | GMC C15/C1500 SUBURBAN | 6.5L V8 396 CID |
| | 1968-1969 | GMC C25/C2500 PICKUP | 6.5L V8 396 CID |
| | 1968-1969 | GMC C25/C2500 SUBURBAN | 6.5L V8 396 CID |
| | 1968-1969 | GMC C35/C3500 PICKUP | 6.5L V8 396 CID |
| | 1968-1969 | GMC K15/K1500 PICKUP | 6.5L V8 396 CID |
| | 1968-1969 | GMC K15/K1500 SUBURBAN | 6.5L V8 396 CID |
| | 1968-1969 | GMC K25/K2500 PICKUP | 6.5L V8 396 CID |
| | 1968-1969 | GMC K25/K2500 SUBURBAN | 6.5L V8 396 CID |
| | 1968-1969 | GMC K35/K3500 PICKUP | 6.5L V8 396 CID |
| | 1968-1970 | CHEVROLET EL CAMINO | 6.5L V8 396 CID |
| | 1968 | CHEVROLET CAMARO | 6.5L V8 396 CID |
| | 1968 | CHEVROLET CHEVY II | 6.5L V8 396 CID |
| | 1968 | GMC K15/K1500 SUBURBAN | 6.5L V8 396 CID |
| | 1968 | GMC K25/K2500 SUBURBAN | 6.5L V8 396 CID |
| | 1969 | CHEVROLET CAMARO | 7.0L V8 427 CID |
| 1970-1971 | CHEVROLET CHEVELLE | 6.6L V8 400 CID | |
| 1970-1971 | CHEVROLET K30 PICKUP | 6.6L V8 402 CID | |
| 1970-1971 | GMC K35/K3500 PICKUP | 6.6L V8 402 CID | |
| 1970-1972 | CHEVROLET BEL AIR | 6.6L V8 400 CID | |

| USMW | Years | Application | Engine |
|-----------|------------------------|--------------------------------|------------------------|
| 1970-1972 | CHEVROLET BEL AIR | 6.6L V8 402 CID | |
| 1970-1972 | CHEVROLET BISCAYNE | 6.6L V8 400 CID | |
| 1970-1972 | CHEVROLET BISCAYNE | 6.6L V8 402 CID | |
| 1970-1972 | CHEVROLET C10 PICKUP | 6.6L V8 402 CID | |
| 1970-1972 | CHEVROLET C10 SUBURBAN | 6.6L V8 402 CID | |
| 1970-1972 | CHEVROLET C20 PICKUP | 6.6L V8 402 CID | |
| 1970-1972 | CHEVROLET C20 SUBURBAN | 6.6L V8 402 CID | |
| 1970-1972 | CHEVROLET C30 PICKUP | 6.6L V8 402 CID | |
| 1970-1972 | CHEVROLET CAMARO | 6.6L V8 402 CID | |
| 1970-1972 | CHEVROLET CAPRICE | 6.6L V8 400 CID | |
| 1970-1972 | CHEVROLET CHEVELLE | 6.6L V8 400 CID | |
| 1970-1972 | CHEVROLET EL CAMINO | 6.6L V8 400 CID | |
| 1970-1972 | CHEVROLET IMPALA | 6.6L V8 400 CID | |
| 1970-1972 | CHEVROLET IMPALA | 6.6L V8 402 CID | |
| 1970-1972 | CHEVROLET K10 PICKUP | 6.6L V8 402 CID | |
| 1970-1972 | CHEVROLET K10 SUBURBAN | 6.6L V8 402 CID | |
| 1970-1972 | CHEVROLET K20 PICKUP | 6.6L V8 402 CID | |
| 1970-1972 | CHEVROLET K20 SUBURBAN | 6.6L V8 402 CID | |
| 1970-1972 | CHEVROLET K30 PICKUP | 6.6L V8 402 CID | |
| 1970-1972 | GMC C15/C1500 PICKUP | 6.6L V8 402 CID | |
| 1970-1972 | GMC C15/C1500 SUBURBAN | 6.6L V8 402 CID | |
| 1970-1972 | GMC C25/C2500 PICKUP | 6.6L V8 402 CID | |
| 1970-1972 | GMC C25/C2500 SUBURBAN | 6.6L V8 402 CID | |
| 1970-1972 | GMC C35/C3500 PICKUP | 6.6L V8 402 CID | |
| 1970-1972 | GMC K15/K1500 PICKUP | 6.6L V8 402 CID | |
| 1970-1972 | GMC K15/K1500 SUBURBAN | 6.6L V8 402 CID | |
| 1970-1972 | GMC K25/K2500 PICKUP | 6.6L V8 402 CID | |
| 1970-1972 | GMC K25/K2500 SUBURBAN | 6.6L V8 402 CID | |
| 1970-1972 | GMC K35/K3500 PICKUP | 6.6L V8 402 CID | |
| 1970 | CHEVROLET EL CAMINO | 6.6L V8 400 CID | |
| 1971-1972 | CHEVROLET BEL AIR | 6.6L V8 402 CID | |
| 1971-1972 | CHEVROLET BISCAYNE | 6.6L V8 402 CID | |
| 1971-1972 | CHEVROLET CAPRICE | 6.6L V8 402 CID | |
| 1971-1972 | CHEVROLET EL CAMINO | 6.6L V8 402 CID | |
| 1971-1972 | CHEVROLET IMPALA | 6.6L V8 402 CID | |
| 1971-1972 | GMC P15/P1500 VAN | 6.6L V8 400 CID | |
| 1971-1972 | GMC P25/P2500 VAN | 6.6L V8 400 CID | |
| 1971-1972 | GMC P35/P3500 VAN | 6.6L V8 400 CID | |
| 1972 | CHEVROLET P30 VAN | 6.6L V8 402 CID | |
| US984 | 1976-1982 | CHEVROLET CORVETTE | 5.7L V8 350 CID |
| | 1980 | CHEVROLET CORVETTE | 5.0L V8 305 CID |
| US984H | 1976-1982 | CHEVROLET CORVETTE | 5.7L V8 350 CID |
| | 1980 | CHEVROLET CORVETTE | 5.0L V8 305 CID |
| US986 | 1968-1972 | AMERICAN MOTORS JAVELIN (MEX) | 4.6L L6 4600cc 282 CID |
| | 1971-1973 | AMERICAN MOTORS JAVELIN (MEX) | 4.2L L6 4200cc 258 CID |
| | 1973-1974 | AMERICAN MOTORS AMERICAN (MEX) | 4.2L L6 4200cc 258 CID |
| | 1973-1974 | AMERICAN MOTORS CLASSIC (MEX) | 4.2L L6 4200cc 258 CID |
| | 1973-1974 | AMERICAN MOTORS CLASSIC (MEX) | 4.6L L6 4600cc 282 CID |
| | 1973-1974 | AMERICAN MOTORS GREMLIN (MEX) | 4.2L L6 4200cc 258 CID |
| | 1974 | AMERICAN MOTORS AMERICAN (MEX) | 3.8L L6 3800cc 232 CID |
| | 1974 | AMERICAN MOTORS CLASSIC (MEX) | 3.8L L6 3800cc 232 CID |
| | 1974 | AMERICAN MOTORS GREMLIN | 4.2L L6 4228cc 258 CID |
| | 1974 | AMERICAN MOTORS GREMLIN | 4.2L L6 4229cc 258 CID |
| US1002 | 1975-1976 | CHEVROLET CAPRICE | 7.4L V8 454 CID |
| | 1975-1976 | CHEVROLET IMPALA | 7.4L V8 454 CID |
| | 1975-1980 | CHEVROLET C10 | 7.4L V8 454 CID |
| | 1975-1980 | CHEVROLET C10 SUBURBAN | 7.4L V8 454 CID |
| | 1975-1986 | CHEVROLET C20 | 7.4L V8 454 CID |
| | 1975-1986 | CHEVROLET C20 SUBURBAN | 7.4L V8 454 CID |
| | 1975-1986 | CHEVROLET C30 | 7.4L V8 454 CID |
| | 1975-1999 | CHEVROLET P30 | 7.4L V8 454 CID |
| | 1975 | CHEVROLET BEL AIR | 7.4L V8 454 CID |
| | 1975 | CHEVROLET MALIBU | 7.4L V8 454 CID |
| | 1975 | CHEVROLET MONTE CARLO | 7.4L V8 454 CID |
| | 1980-1986 | CHEVROLET K30 | 7.4L V8 454 CID |
| | 1980-1986 | GMC C2500 | 7.4L V8 454 CID |
| | 1980-1986 | GMC C2500 SUBURBAN | 7.4L V8 454 CID |
| | 1980-1986 | GMC C3500 | 7.4L V8 454 CID |
| | 1980-1986 | GMC K3500 | 7.4L V8 454 CID |

| USMW | Years | Application | Engine |
|----------------|--------------------------|--------------------------|-----------------------|
| US1002 | 1980-1999 | GMC P3500 | 7.4L V8 454 CID |
| | 1980 | CHEVROLET K10 | 7.4L V8 454 CID |
| | 1980 | CHEVROLET K20 | 7.4L V8 454 CID |
| | 1980 | GMC C1500 | 7.4L V8 454 CID |
| | 1980 | GMC C1500 SUBURBAN | 7.4L V8 454 CID |
| | 1980 | GMC K1500 | 7.4L V8 454 CID |
| | 1985 | CHEVROLET K20 SUBURBAN | 7.4L V8 454 CID |
| | 1987-1988 | CHEVROLET R20 | 7.4L V8 454 CID |
| | 1987-1988 | CHEVROLET R20 SUBURBAN | 7.4L V8 454 CID |
| | 1987-1988 | CHEVROLET R30 | 7.4L V8 454 CID |
| | 1987-1988 | CHEVROLET V20 SUBURBAN | 7.4L V8 454 CID |
| | 1987-1988 | CHEVROLET V30 | 7.4L V8 454 CID |
| | 1987-1988 | GMC R2500 SUBURBAN | 7.4L V8 454 CID |
| | 1987-1989 | GMC R2500 | 7.4L V8 454 CID |
| | 1987-1991 | GMC R3500 | 7.4L V8 454 CID |
| | 1987-1991 | GMC V3500 | 7.4L V8 454 CID |
| | 1989-1991 | CHEVROLET R3500 | 7.4L V8 454 CID |
| | 1989-1991 | CHEVROLET V3500 | 7.4L V8 454 CID |
| | 1989 | CHEVROLET R2500 | 7.4L V8 454 CID |
| | 1990 | CHEVROLET V2500 SUBURBAN | 7.4L V8 454 CID |
| US1002H | 1975-1976 | CHEVROLET CAPRICE | 7.4L V8 454 CID |
| | 1975-1976 | CHEVROLET IMPALA | 7.4L V8 454 CID |
| | 1975-1980 | CHEVROLET C10 | 7.4L V8 454 CID |
| | 1975-1980 | CHEVROLET C10 SUBURBAN | 7.4L V8 454 CID |
| | 1975-1986 | CHEVROLET C20 | 7.4L V8 454 CID |
| | 1975-1986 | CHEVROLET C20 SUBURBAN | 7.4L V8 454 CID |
| | 1975-1986 | CHEVROLET C30 | 7.4L V8 454 CID |
| | 1975-1999 | CHEVROLET P30 | 7.4L V8 454 CID |
| | 1975 | CHEVROLET BEL AIR | 7.4L V8 454 CID |
| | 1975 | CHEVROLET MALIBU | 7.4L V8 454 CID |
| | 1975 | CHEVROLET MONTE CARLO | 7.4L V8 454 CID |
| | 1980-1986 | CHEVROLET K30 | 7.4L V8 454 CID |
| | 1980-1986 | GMC C2500 | 7.4L V8 454 CID |
| | 1980-1986 | GMC C2500 SUBURBAN | 7.4L V8 454 CID |
| | 1980-1986 | GMC C3500 | 7.4L V8 454 CID |
| | 1980-1986 | GMC K3500 | 7.4L V8 454 CID |
| | 1980 | CHEVROLET K10 | 7.4L V8 454 CID |
| | 1980 | CHEVROLET K20 | 7.4L V8 454 CID |
| | 1980 | GMC C1500 | 7.4L V8 454 CID |
| | 1980 | GMC C1500 SUBURBAN | 7.4L V8 454 CID |
| | 1980 | GMC K1500 | 7.4L V8 454 CID |
| | 1985-1999 | GMC P3500 | 7.4L V8 454 CID |
| | 1985 | CHEVROLET K20 SUBURBAN | 7.4L V8 454 CID |
| | 1987-1988 | CHEVROLET R20 | 7.4L V8 454 CID |
| | 1987-1988 | CHEVROLET R20 SUBURBAN | 7.4L V8 454 CID |
| | 1987-1988 | CHEVROLET R30 | 7.4L V8 454 CID |
| | 1987-1988 | CHEVROLET V20 SUBURBAN | 7.4L V8 454 CID |
| | 1987-1988 | CHEVROLET V30 | 7.4L V8 454 CID |
| | 1987-1988 | GMC R2500 SUBURBAN | 7.4L V8 454 CID |
| | 1987-1989 | GMC R2500 | 7.4L V8 454 CID |
| | 1987-1991 | GMC R3500 | 7.4L V8 454 CID |
| | 1987-1991 | GMC V3500 | 7.4L V8 454 CID |
| 1989-1991 | CHEVROLET R3500 | 7.4L V8 454 CID | |
| 1989-1991 | CHEVROLET V3500 | 7.4L V8 454 CID | |
| 1989 | CHEVROLET R2500 | 7.4L V8 454 CID | |
| 1990 | CHEVROLET V2500 SUBURBAN | 7.4L V8 454 CID | |
| US1006 | 1971-1974 | TOYOTA COROLLA | 1.2L L4 1166cc 71 CID |
| US1010 | 1971-1973 | PLYMOUTH CRICKET | 1.5L L4 1498cc |
| US1012 | 1975-1977 | DODGE COLT | 1.6L L4 1597cc 98 CID |
| | 1976-1977 | PLYMOUTH ARROW | 1.6L L4 1597cc 98 CID |
| | 1976-1977 | PLYMOUTH COLT | 1.6L L4 1597cc 98 CID |
| US1018 | 1975-1976 | BUICK CENTURY | 5.7L V8 350 CID |
| | 1975-1976 | BUICK REGAL | 5.7L V8 350 CID |
| | 1975-1976 | BUICK SKYLARK | 5.7L V8 350 CID |
| | 1975-1976 | OLDSMOBILE STARFIRE | 3.8L V6 231 CID |
| | 1975-1976 | PONTIAC VENTURA | 5.7L V8 350 CID |
| | 1975-1977 | BUICK CENTURY | 3.8L V6 231 CID |
| | 1975-1977 | BUICK SKYHAWK | 3.8L V6 231 CID |
| | 1975-1977 | BUICK SKYLARK | 3.8L V6 231 CID |

| USMW | Years | Application | Engine |
|------|-----------|----------------------------|-----------------|
| | 1975-1979 | BUICK REGAL | 3.8L V6 231 CID |
| | 1975-1980 | BUICK LESABRE | 5.7L V8 350 CID |
| | 1975 | BUICK APOLLO | 5.7L V8 350 CID |
| | 1976-1977 | BUICK LESABRE | 3.8L V6 231 CID |
| | 1976 | PONTIAC SUNBIRD | 3.8L V6 231 CID |
| | 1977-1979 | BUICK RIVIERA | 5.7L V8 350 CID |
| | 1977-1979 | PONTIAC LEMANS | 3.8L V6 231 CID |
| | 1977-1980 | BUICK ELECTRA | 5.7L V8 350 CID |
| | 1977-1980 | OLDSMOBILE STARFIRE | 3.8L V6 231 CID |
| | 1977-1980 | PONTIAC SUNBIRD | 3.8L V6 231 CID |
| | 1977-1985 | BUICK LESABRE | 3.8L V6 231 CID |
| | 1977-1985 | OLDSMOBILE DELTA 88 | 3.8L V6 231 CID |
| | 1977 | OLDSMOBILE CUTLASS | 3.8L V6 231 CID |
| | 1977 | OLDSMOBILE DELTA 88 | 3.8L V6 231 CID |
| | 1977 | OLDSMOBILE OMEGA | 3.8L V6 231 CID |
| | 1977 | PONTIAC FIREBIRD | 3.8L V6 231 CID |
| | 1977 | PONTIAC PHOENIX | 3.8L V6 231 CID |
| | 1977 | PONTIAC VENTURA | 3.8L V6 231 CID |
| | 1978-1979 | BUICK CENTURY | 3.2L V6 196 CID |
| | 1978-1979 | BUICK REGAL | 3.2L V6 196 CID |
| | 1978-1979 | CHEVROLET MONZA | 3.2L V6 196 CID |
| | 1978-1979 | OLDSMOBILE OMEGA | 3.8L V6 231 CID |
| | 1978-1979 | PONTIAC PHOENIX | 3.8L V6 231 CID |
| | 1978-1980 | BUICK SKYHAWK | 3.8L V6 231 CID |
| | 1978-1980 | CHEVROLET MONZA | 3.8L V6 231 CID |
| | 1978-1980 | PONTIAC CATALINA | 5.7L V8 350 CID |
| | 1978-1981 | BUICK CENTURY | 3.8L V6 231 CID |
| | 1978-1981 | PONTIAC CATALINA | 3.8L V6 231 CID |
| | 1978-1981 | PONTIAC LEMANS | 3.8L V6 231 CID |
| | 1978-1983 | CHEVROLET MALIBU | 3.8L V6 231 CID |
| | 1978-1984 | CHEVROLET EL CAMINO | 3.8L V6 231 CID |
| | 1978-1984 | CHEVROLET MONTE CARLO | 3.8L V6 231 CID |
| | 1978-1984 | OLDSMOBILE CUTLASS CALAIS | 3.8L V6 231 CID |
| | 1978-1987 | BUICK REGAL | 3.8L V6 231 CID |
| | 1978-1987 | OLDSMOBILE CUTLASS SALON | 3.8L V6 231 CID |
| | 1978-1987 | PONTIAC GRAND PRIX | 3.8L V6 231 CID |
| | 1978-1989 | PONTIAC FIREBIRD | 3.8L V6 231 CID |
| | 1978 | BUICK SKYLARK | 3.8L V6 231 CID |
| | 1979-1980 | PONTIAC BONNEVILLE | 5.7L V8 350 CID |
| | 1979-1985 | BUICK RIVIERA | 3.8L V6 231 CID |
| | 1979 | CHEVROLET EL CAMINO | 3.8L V6 231 CID |
| | 1979 | CHEVROLET MALIBU | 3.8L V6 231 CID |
| | 1979 | CHEVROLET MONTE CARLO | 3.8L V6 231 CID |
| | 1979 | CHEVROLET MONZA | 3.8L V6 231 CID |
| | 1979 | OLDSMOBILE CUTLASS CALAIS | 3.8L V6 231 CID |
| | 1979 | OLDSMOBILE CUTLASS SALON | 3.8L V6 231 CID |
| | 1979 | PONTIAC GRAND AM | 3.8L V6 231 CID |
| | 1979 | PONTIAC GRAND PRIX | 3.8L V6 231 CID |
| | 1980-1981 | CHEVROLET CAMARO | 3.8L V6 231 CID |
| | 1980-1981 | OLDSMOBILE CUTLASS | 3.8L V6 231 CID |
| | 1980-1981 | PONTIAC GRAND LEMANS | 3.8L V6 231 CID |
| | 1980-1982 | CADILLAC DEVILLE | 4.1L V6 252 CID |
| | 1980-1982 | CADILLAC FLEETWOOD | 4.1L V6 252 CID |
| | 1980-1982 | OLDSMOBILE CUTLASS CRUISER | 3.8L V6 231 CID |
| | 1980-1984 | BUICK ELECTRA | 4.1L V6 252 CID |
| | 1980-1984 | BUICK LESABRE | 4.1L V6 252 CID |
| | 1980-1984 | CHEVROLET CAPRICE | 3.8L V6 231 CID |
| | 1980-1984 | CHEVROLET IMPALA | 3.8L V6 231 CID |
| | 1980-1984 | GMC CABALLERO | 3.8L V6 231 CID |
| | 1980-1986 | PONTIAC BONNEVILLE | 3.8L V6 231 CID |
| | 1980-1987 | OLDSMOBILE CUTLASS SUPREME | 3.8L V6 231 CID |
| | 1980 | BUICK ESTATE WAGON | 5.7L V8 350 CID |
| | 1981-1982 | CADILLAC EL DORADO | 4.1L V6 252 CID |
| | 1981-1982 | CADILLAC SEVILLE | 4.1L V6 252 CID |
| | 1981-1983 | OLDSMOBILE 98 | 4.1L V6 252 CID |
| | 1981-1984 | BUICK RIVIERA | 4.1L V6 252 CID |
| | 1981-1984 | OLDSMOBILE TORONADO | 4.1L V6 252 CID |
| | 1982-1984 | BUICK REGAL | 4.1L V6 252 CID |
| | 1982 | PONTIAC BONNEVILLE | 4.1L V6 252 CID |

| USMW | Years | Application | Engine |
|-----------|----------------------------|---------------------------|-----------------|
| US1018 | 1982 | PONTIAC GRAND PRIX | 4.1L V6 252 CID |
| | 1984 | PONTIAC PARISIENNE | 3.8L V6 231 CID |
| US1018H | 1975-1976 | OLDSMOBILE STARFIRE | 3.8L V6 231 CID |
| | 1975-1976 | PONTIAC VENTURA | 5.7L V8 350 CID |
| | 1975-1977 | BUICK REGAL | 5.7L V8 350 CID |
| | 1975-1977 | BUICK SKYHAWK | 3.8L V6 231 CID |
| | 1975-1977 | BUICK SKYLARK | 3.8L V6 231 CID |
| | 1975-1978 | BUICK CENTURY | 5.7L V8 350 CID |
| | 1975-1978 | BUICK SKYLARK | 5.7L V8 350 CID |
| | 1975-1979 | BUICK CENTURY | 3.8L V6 231 CID |
| | 1975-1979 | BUICK REGAL | 3.8L V6 231 CID |
| | 1975-1980 | BUICK LESABRE | 5.7L V8 350 CID |
| | 1975 | BUICK APOLLO | 5.7L V8 350 CID |
| | 1976-1977 | BUICK LESABRE | 3.8L V6 231 CID |
| | 1976 | PONTIAC SUNBIRD | 3.8L V6 231 CID |
| | 1977-1979 | BUICK RIVIERA | 5.7L V8 350 CID |
| | 1977-1979 | PONTIAC LEMANS | 3.8L V6 231 CID |
| | 1977-1980 | BUICK ELECTRA | 5.7L V8 350 CID |
| | 1977-1980 | OLDSMOBILE STARFIRE | 3.8L V6 231 CID |
| | 1977-1980 | PONTIAC SUNBIRD | 3.8L V6 231 CID |
| | 1977-1985 | BUICK LESABRE | 3.8L V6 231 CID |
| | 1977-1985 | OLDSMOBILE DELTA 88 | 3.8L V6 231 CID |
| | 1977 | OLDSMOBILE CUTLASS | 3.8L V6 231 CID |
| | 1977 | OLDSMOBILE DELTA 88 | 3.8L V6 231 CID |
| | 1977 | OLDSMOBILE OMEGA | 3.8L V6 231 CID |
| | 1977 | PONTIAC FIREBIRD | 3.8L V6 231 CID |
| | 1977 | PONTIAC PHOENIX | 3.8L V6 231 CID |
| | 1977 | PONTIAC VENTURA | 3.8L V6 231 CID |
| | 1978-1979 | BUICK CENTURY | 3.2L V6 196 CID |
| | 1978-1979 | BUICK REGAL | 3.2L V6 196 CID |
| | 1978-1979 | BUICK SKYLARK | 3.8L V6 231 CID |
| | 1978-1979 | CHEVROLET MONZA | 3.2L V6 196 CID |
| | 1978-1979 | OLDSMOBILE OMEGA | 3.8L V6 231 CID |
| | 1978-1979 | PONTIAC PHOENIX | 3.8L V6 231 CID |
| | 1978-1980 | BUICK SKYHAWK | 3.8L V6 231 CID |
| | 1978-1980 | CHEVROLET MONZA | 3.8L V6 231 CID |
| | 1978-1980 | PONTIAC CATALINA | 5.7L V8 350 CID |
| | 1978-1981 | BUICK CENTURY | 3.8L V6 231 CID |
| | 1978-1981 | PONTIAC CATALINA | 3.8L V6 231 CID |
| | 1978-1981 | PONTIAC LEMANS | 3.8L V6 231 CID |
| | 1978-1983 | CHEVROLET MALIBU | 3.8L V6 231 CID |
| | 1978-1984 | CHEVROLET EL CAMINO | 3.8L V6 231 CID |
| | 1978-1984 | CHEVROLET MONTE CARLO | 3.8L V6 231 CID |
| | 1978-1984 | OLDSMOBILE CUTLASS CALAIS | 3.8L V6 231 CID |
| | 1978-1987 | BUICK REGAL | 3.8L V6 231 CID |
| | 1978-1987 | OLDSMOBILE CUTLASS SALON | 3.8L V6 231 CID |
| | 1978-1987 | PONTIAC GRAND PRIX | 3.8L V6 231 CID |
| | 1978-1989 | PONTIAC FIREBIRD | 3.8L V6 231 CID |
| 1979-1980 | PONTIAC BONNEVILLE | 5.7L V8 350 CID | |
| 1979-1985 | BUICK RIVIERA | 3.8L V6 231 CID | |
| 1979 | CHEVROLET EL CAMINO | 3.8L V6 231 CID | |
| 1979 | CHEVROLET MALIBU | 3.8L V6 231 CID | |
| 1979 | CHEVROLET MONTE CARLO | 3.8L V6 231 CID | |
| 1979 | OLDSMOBILE CUTLASS CALAIS | 3.8L V6 231 CID | |
| 1979 | OLDSMOBILE CUTLASS SALON | 3.8L V6 231 CID | |
| 1979 | PONTIAC GRAND AM | 3.8L V6 231 CID | |
| 1979 | PONTIAC GRAND PRIX | 3.8L V6 231 CID | |
| 1980-1981 | CHEVROLET CAMARO | 3.8L V6 231 CID | |
| 1980-1981 | OLDSMOBILE CUTLASS | 3.8L V6 231 CID | |
| 1980-1981 | PONTIAC GRAND LEMANS | 3.8L V6 231 CID | |
| 1980-1982 | CADILLAC DEVILLE | 4.1L V6 252 CID | |
| 1980-1982 | CADILLAC FLEETWOOD | 4.1L V6 252 CID | |
| 1980-1982 | OLDSMOBILE CUTLASS CRUISER | 3.8L V6 231 CID | |
| 1980-1984 | BUICK ELECTRA | 4.1L V6 252 CID | |
| 1980-1984 | BUICK LESABRE | 4.1L V6 252 CID | |
| 1980-1984 | CHEVROLET CAPRICE | 3.8L V6 231 CID | |
| 1980-1984 | CHEVROLET IMPALA | 3.8L V6 231 CID | |
| 1980-1984 | GMC CABALLERO | 3.8L V6 231 CID | |
| 1980-1986 | PONTIAC BONNEVILLE | 3.8L V6 231 CID | |

| USMW | Years | Application | Engine | |
|-----------|-----------|----------------------------|------------------------|------------------------|
| | 1980-1987 | OLDSMOBILE CUTLASS SUPREME | 3.8L V6 231 CID | |
| | 1980 | BUICK ESTATE WAGON | 5.7L V8 350 CID | |
| | 1981-1982 | CADILLAC ELDORADO | 4.1L V6 252 CID | |
| | 1981-1982 | CADILLAC SEVILLE | 4.1L V6 252 CID | |
| | 1981-1983 | OLDSMOBILE 98 | 4.1L V6 252 CID | |
| | 1981-1984 | BUICK RIVIERA | 4.1L V6 252 CID | |
| | 1981-1984 | OLDSMOBILE TORONADO | 4.1L V6 252 CID | |
| | 1982-1984 | BUICK REGAL | 4.1L V6 252 CID | |
| | 1982 | PONTIAC BONNEVILLE | 4.1L V6 252 CID | |
| | 1982 | PONTIAC GRAND PRIX | 4.1L V6 252 CID | |
| | 1984 | PONTIAC PARISIENNE | 3.8L V6 231 CID | |
| US1021 | 1965-1967 | JEEP J264D (MEX) | 4.2L L6 4200cc 258 CID | |
| | 1965-1969 | JEEP J162 (MEX) | 4.2L L6 4200cc 258 CID | |
| | 1965-1971 | JEEP CJ5D (MEX) | 3.8L L6 3800cc 232 CID | |
| | 1965-1971 | JEEP CJ5D (MEX) | 4.2L L6 4200cc 258 CID | |
| | 1965-1971 | JEEP CJ5S (MEX) | 3.8L L6 3800cc 232 CID | |
| | 1965-1971 | JEEP CJ5S (MEX) | 4.2L L6 4200cc 258 CID | |
| | 1965-1972 | JEEP J164 (MEX) | 4.2L L6 4200cc 258 CID | |
| | 1965-1972 | JEEP J164V (MEX) | 4.2L L6 4200cc 258 CID | |
| | 1965-1972 | JEEP J364R (MEX) | 4.2L L6 4200cc 258 CID | |
| | 1965-1974 | JEEP CJ7 (MEX) | 3.8L L6 3800cc 232 CID | |
| | 1965-1974 | JEEP CJ7 (MEX) | 4.2L L6 4200cc 258 CID | |
| | 1967-1972 | JEEP J164 (MEX) | 3.8L L6 3800cc 232 CID | |
| | 1967-1972 | JEEP J164V (MEX) | 3.8L L6 3800cc 232 CID | |
| | 1967-1972 | JEEP J364R (MEX) | 3.8L L6 3800cc 232 CID | |
| | 1967 | JEEP J264D (MEX) | 3.8L L6 3800cc 232 CID | |
| | 1968-1969 | JEEP J162 (MEX) | 3.8L L6 3800cc 232 CID | |
| | 1968-1971 | JEEP J262S (MEX) | 3.8L L6 3800cc 232 CID | |
| | 1968-1971 | JEEP J262S (MEX) | 4.2L L6 4200cc 258 CID | |
| | 1973 | JEEP CJ7 (MEX) | 4.6L L6 4600cc 282 CID | |
| | US1028 | 1965-1974 | FORD F350 (MEX) | 4.7L V8 4700cc 289 CID |
| | | 1965-1978 | FORD F100 (MEX) | 4.7L V8 4700cc 289 CID |
| | | 1967-1968 | FORD F350 (MEX) | 5.0L V8 5000cc 302 CID |
| | | 1969 | FORD FALCON (MEX) | 5.0L V8 5000cc 302 CID |
| | | 1969 | FORD GALAXIE (MEX) | 5.8L V8 5800cc 351 CID |
| | | 1969 | FORD MUSTANG (MEX) | 5.0L V8 5000cc 302 CID |
| | | 1973-1974 | FORD B100 (MEX) | 4.7L V8 4700cc 289 CID |
| | | 1973-1974 | FORD B100 (MEX) | 5.0L V8 5000cc 302 CID |
| 1975-1977 | | FORD BRONCO | 5.0L V8 302 CID | |
| US1040 | | 1975-1976 | DODGE CORONET | 6.6L V8 400 CID |
| | 1975-1976 | DODGE CORONET | 7.2L V8 440 CID | |
| | 1975-1977 | DODGE ROYAL MONACO | 6.6L V8 400 CID | |
| | 1975-1977 | DODGE ROYAL MONACO | 7.2L V8 440 CID | |
| | 1975-1977 | DODGE W100 | 6.6L V8 400 CID | |
| | 1975-1977 | DODGE W100 | 7.2L V8 440 CID | |
| | 1975-1977 | PLYMOUTH GRAN FURY | 6.6L V8 400 CID | |
| | 1975-1977 | PLYMOUTH GRAN FURY | 7.2L V8 440 CID | |
| | 1975-1978 | CHRYSLER CORDOBA | 6.6L V8 400 CID | |
| | 1975-1978 | CHRYSLER NEW YORKER | 6.6L V8 400 CID | |
| | 1975-1978 | CHRYSLER NEW YORKER | 7.2L V8 440 CID | |
| | 1975-1978 | CHRYSLER NEWPORT | 6.6L V8 400 CID | |
| | 1975-1978 | CHRYSLER NEWPORT | 7.2L V8 440 CID | |
| | 1975-1978 | DODGE B200 | 7.2L V8 440 CID | |
| | 1975-1978 | DODGE B300 | 7.2L V8 440 CID | |
| | 1975-1978 | DODGE CHARGER | 6.6L V8 400 CID | |
| | 1975-1978 | DODGE D100 | 7.2L V8 440 CID | |
| | 1975-1978 | DODGE D200 | 6.6L V8 400 CID | |
| | 1975-1978 | DODGE D200 | 7.2L V8 440 CID | |
| | 1975-1978 | DODGE D300 | 7.2L V8 440 CID | |
| | 1975-1978 | DODGE MONACO | 6.6L V8 400 CID | |
| | 1975-1978 | DODGE MONACO | 7.2L V8 440 CID | |
| | 1975-1978 | DODGE RAMCHARGER | 7.2L V8 440 CID | |
| | 1975-1978 | DODGE W200 | 7.2L V8 440 CID | |
| | 1975-1978 | DODGE W300 | 7.2L V8 440 CID | |
| | 1975-1978 | PLYMOUTH FURY | 6.6L V8 400 CID | |
| | 1975-1978 | PLYMOUTH FURY | 7.2L V8 440 CID | |
| | 1975-1978 | PLYMOUTH TRAILDUSTER | 7.2L V8 440 CID | |
| | 1975 | CHRYSLER IMPERIAL | 7.2L V8 440 CID | |
| | 1976-1978 | DODGE B200 | 6.6L V8 400 CID | |

| USMW | Years | Application | Engine | |
|---------------|---------------|----------------------------|------------------------|------------------------|
| US1040 | 1976-1978 | DODGE B300 | 6.6L V8 400 CID | |
| | 1976-1978 | DODGE D100 | 6.6L V8 400 CID | |
| | 1976-1978 | DODGE D300 | 6.6L V8 400 CID | |
| | 1976-1978 | DODGE W200 | 6.6L V8 400 CID | |
| | 1976-1978 | DODGE W300 | 6.6L V8 400 CID | |
| | 1976-1978 | PLYMOUTH PB200 | 6.6L V8 400 CID | |
| | 1976-1978 | PLYMOUTH PB200 | 7.2L V8 440 CID | |
| | 1976-1978 | PLYMOUTH PB300 | 6.6L V8 400 CID | |
| | 1976-1978 | PLYMOUTH PB300 | 7.2L V8 440 CID | |
| | 1976-1978 | PLYMOUTH TRAILDUSTER | 6.6L V8 400 CID | |
| | 1977-1978 | DODGE D150 | 6.6L V8 400 CID | |
| | 1977-1978 | DODGE RAMCHARGER | 6.6L V8 400 CID | |
| | 1978 | DODGE D150 | 7.2L V8 440 CID | |
| | 1978 | DODGE MAGNUM | 6.6L V8 400 CID | |
| | US1042 | 1975-1979 | FORD COURIER | 1.8L L4 110 CID |
| | | 1977-1978 | MAZDA B1800 | 1.8L L4 1796cc |
| | | 1979-1982 | FORD COURIER | 2.0L L4 1989cc 122 CID |
| 1979-1982 | | MAZDA 626 | 2.0L L4 1970cc | |
| 1979-1984 | | MAZDA B2000 | 2.0L L4 1970cc | |
| US1044 | 1960-1961 | FORD COUNTRY SEDAN | 2.4L L6 2360cc 144 CID | |
| | 1960-1961 | FORD COUNTRY SQUIRE | 2.4L L6 2360cc 144 CID | |
| | 1960-1963 | MERCURY COMET | 2.4L L6 2360cc 144 CID | |
| | 1960-1964 | FORD FALCON | 2.4L L6 2360cc 144 CID | |
| | 1960-1964 | FORD P-100 | 2.4L L6 2360cc 144 CID | |
| | 1960-1964 | FORD RANCH WAGON | 2.4L L6 2360cc 144 CID | |
| | 1960-1964 | FORD RANCHERO | 2.4L L6 2360cc 144 CID | |
| | 1960-1969 | FORD COUNTRY SEDAN | 2.8L L6 2786cc 170 CID | |
| | 1960-1969 | FORD COUNTRY SQUIRE | 2.8L L6 2786cc 170 CID | |
| | 1960-1969 | FORD FALCON | 2.8L L6 2786cc 170 CID | |
| | 1960-1969 | FORD RANCH WAGON | 2.8L L6 2786cc 170 CID | |
| | 1961-1963 | MERCURY COMET | 2.4L L6 2360cc 144 CID | |
| | 1961-1963 | MERCURY METEOR | 2.8L L6 2786cc 170 CID | |
| | 1961-1964 | FORD FALCON SEDAN DELIVERY | 2.4L L6 2360cc 144 CID | |
| | 1961-1965 | FORD ECONOLINE | 2.4L L6 2360cc 144 CID | |
| | 1961-1965 | FORD FALCON SEDAN DELIVERY | 2.8L L6 2786cc 170 CID | |
| | 1961-1965 | FORD RANCHERO | 2.8L L6 2786cc 170 CID | |
| | 1961-1970 | FORD P-100 | 2.8L L6 2786cc 170 CID | |
| | 1961-1970 | FORD P-350 | 2.8L L6 2786cc 170 CID | |
| | 1961-1972 | MERCURY COMET | 2.8L L6 2786cc 170 CID | |
| | 1962-1963 | MERCURY METEOR | 2.8L L6 170 CID | |
| | 1962-1963 | MERCURY VILLAGER | 2.4L L6 2360cc 144 CID | |
| | 1962-1964 | FORD CLUB WAGON | 2.4L L6 2360cc 144 CID | |
| | 1962-1964 | FORD FALCON | 2.4L L6 2360cc 144 CID | |
| | 1962-1964 | FORD STATION BUS | 2.4L L6 2360cc 144 CID | |
| | 1962-1966 | FORD ECONOLINE | 2.8L L6 170 CID | |
| | 1962-1966 | FORD FAIRLANE | 2.8L L6 2786cc 170 CID | |
| | 1962-1967 | FORD CLUB WAGON | 2.8L L6 170 CID | |
| | 1962-1967 | FORD CLUB WAGON | 2.8L L6 2786cc 170 CID | |
| | 1962-1967 | MERCURY VILLAGER | 2.8L L6 2786cc 170 CID | |
| | 1962-1969 | FORD FALCON | 2.8L L6 170 CID | |
| | 1963-1964 | FORD SPRINT | 2.8L L6 2786cc 170 CID | |
| | 1963-1964 | FORD SPRINT | 3.3L L6 3277cc 200 CID | |
| | 1963-1967 | MERCURY VILLAGER | 3.3L L6 3277cc 200 CID | |
| | 1963-1969 | FORD FAIRLANE | 3.3L L6 3277cc 200 CID | |
| | 1963-1970 | FORD RANCH WAGON | 3.3L L6 3277cc 200 CID | |
| | 1963-1974 | MERCURY COMET | 3.3L L6 3277cc 200 CID | |
| | 1963 | FORD FORD 300 | 3.3L L6 3277cc 200 CID | |
| | 1963 | FORD GALAXIE | 3.3L L6 3277cc 200 CID | |
| | 1963 | FORD GALAXIE 500 | 3.3L L6 200 CID | |
| | 1963 | MERCURY COUNTRY CRUISER | 3.3L L6 3277cc 200 CID | |
| | 1963 | MERCURY METEOR | 3.3L L6 3277cc 200 CID | |
| | 1964-1965 | FORD FALCON SEDAN DELIVERY | 3.3L L6 3277cc 200 CID | |
| | 1964-1965 | FORD MUSTANG | 2.8L L6 2786cc 170 CID | |
| | 1964-1967 | MERCURY CALIENTE | 3.3L L6 3277cc 200 CID | |
| | 1964-1968 | FORD RANCHERO | 3.3L L6 3277cc 200 CID | |
| | 1964-1970 | FORD FALCON | 3.3L L6 3277cc 200 CID | |
| | 1964-1970 | FORD MUSTANG | 3.3L L6 3277cc 200 CID | |
| | 1964-1972 | MERCURY COMET | 2.8L L6 170 CID | |
| | 1964 | MERCURY CYCLONE | 3.3L L6 3277cc 200 CID | |

| USMW | Years | Application | Engine |
|---------------|-----------------|------------------------|------------------------|
| | 1965-1969 | FORD FAIRLANE | 3.3L L6 200 CID |
| | 1965-1970 | FORD COUNTRY SEDAN | 3.3L L6 3277cc 200 CID |
| | 1965-1970 | FORD COUNTRY SQUIRE | 3.3L L6 3277cc 200 CID |
| | 1965-1970 | FORD FALCON | 3.3L L6 200 CID |
| | 1965-1975 | MERCURY COMET | 3.3L L6 200 CID |
| | 1965 | FORD STATION BUS | 2.8L L6 170 CID |
| | 1966-1967 | MERCURY VOYAGER | 2.8L L6 2786cc 170 CID |
| | 1966-1967 | MERCURY VOYAGER | 3.3L L6 3277cc 200 CID |
| | 1966-1968 | FORD RANCHERO | 3.3L L6 200 CID |
| | 1966-1972 | FORD BRONCO | 2.8L L6 2786cc 170 CID |
| | 1967-1972 | FORD BRONCO | 2.8L L6 170 CID |
| | 1968-1969 | FORD FAIRLANE | 3.3L L6 3278cc 200 CID |
| | 1968-1970 | FORD FALCON | 3.3L L6 3278cc 200 CID |
| | 1968-1970 | FORD MUSTANG | 3.3L L6 200 CID |
| | 1968-1970 | FORD MUSTANG | 3.3L L6 3278cc 200 CID |
| | 1968-1974 | MERCURY COMET | 3.3L L6 3278cc 200 CID |
| | 1968 | FORD RANCHERO | 3.3L L6 3278cc 200 CID |
| | 1968 | FORD TORINO | 3.3L L6 200 CID |
| | 1968 | FORD TORINO | 3.3L L6 3277cc 200 CID |
| | 1968 | FORD TORINO | 3.3L L6 3278cc 200 CID |
| | 1968 | MERCURY MONTEGO | 3.3L L6 200 CID |
| | 1968 | MERCURY MONTEGO | 3.3L L6 3277cc 200 CID |
| | 1968 | MERCURY MONTEGO | 3.3L L6 3278cc 200 CID |
| | 1969-1970 | FORD E-300 ECONOLINE | 2.8L L6 170 CID |
| | 1969-1971 | FORD E-100 ECONOLINE | 2.8L L6 170 CID |
| | 1969-1971 | FORD E-100 ECONOLINE | 2.8L L6 2786cc 170 CID |
| | 1969-1971 | FORD E-200 ECONOLINE | 2.8L L6 170 CID |
| | 1970-1972 | FORD MAVERICK | 2.8L L6 170 CID |
| | 1970-1972 | FORD MAVERICK | 2.8L L6 2786cc 170 CID |
| | 1970-1974 | FORD MAVERICK | 3.3L L6 3277cc 200 CID |
| | 1970-1974 | FORD MAVERICK | 3.3L L6 3278cc 200 CID |
| | 1970-1975 | FORD MAVERICK | 3.3L L6 200 CID |
| | 1973-1974 | FORD BRONCO | 3.3L L6 200 CID |
| | 1973-1974 | FORD BRONCO | 3.3L L6 3277cc 200 CID |
| 1973-1974 | FORD BRONCO | 3.3L L6 3278cc 200 CID | |
| 1975 | FORD GRANADA | 3.3L L6 200 CID | |
| 1975 | MERCURY MONARCH | 3.3L L6 200 CID | |
| US1045 | 1975 | BUICK ELECTRA | 7.5L V8 455 CID |
| | 1975 | BUICK ESTATE WAGON | 7.5L V8 455 CID |
| | 1975 | BUICK LESABRE | 7.5L V8 455 CID |
| | 1975 | BUICK RIVIERA | 7.5L V8 455 CID |
| US1046 | 1972-1974 | CHEVROLET LUV PICKUP | 1.8L L4 111 CID |
| | 1975 | CHEVROLET LUV | 1.8L L4 111 CID |
| US1047 | 1975-1978 | FORD MUSTANG II | 2.8L V6 171 CID |
| | 1975-1979 | FORD PINTO | 2.8L V6 171 CID |
| | 1975-1979 | MERCURY BOBCAT | 2.8L V6 171 CID |
| | 1979 | FORD MUSTANG | 2.8L V6 171 CID |
| | 1979 | MERCURY CAPRI | 2.8L V6 171 CID |
| US1052 | 1974 | FORD E-100 ECONOLINE | 5.0L V8 302 CID |
| | 1974 | FORD E-300 ECONOLINE | 5.0L V8 302 CID |
| US1053 | 1970-1971 | DODGE CHARGER (MEX) | 5.2L V8 5200cc 318 CID |
| | 1970-1971 | DODGE CORONET (MEX) | 5.2L V8 5200cc 318 CID |
| | 1970-1974 | DODGE MONACO (MEX) | 5.2L V8 5200cc 318 CID |
| | 1970-1974 | PLYMOUTH VALIANT | 5.2L V8 5212cc 318 CID |
| | 1970-1975 | PLYMOUTH VALIANT (MEX) | 5.2L V8 5200cc 318 CID |
| | 1972-1973 | DODGE MONACO (MEX) | 5.9L V8 360 CID |
| | 1972 | DODGE CHARGER (MEX) | 5.9L V8 360 CID |
| | 1975-1976 | DODGE CORONET | 5.2L V8 318 CID |
| | 1975-1976 | DODGE CORONET | 5.9L V8 360 CID |
| | 1975-1976 | DODGE DART | 5.2L V8 318 CID |
| | 1975-1976 | PLYMOUTH DUSTER | 5.2L V8 318 CID |
| | 1975-1976 | PLYMOUTH DUSTER | 5.9L V8 360 CID |
| | 1975-1976 | PLYMOUTH SCAMP | 5.2L V8 318 CID |
| | 1975-1976 | PLYMOUTH VALIANT | 5.2L V8 318 CID |
| | 1975-1977 | DODGE ROYAL MONACO | 5.2L V8 318 CID |
| | 1975-1977 | DODGE ROYAL MONACO | 5.9L V8 360 CID |
| | 1975-1978 | DODGE CHARGER | 5.2L V8 318 CID |
| | 1975-1978 | DODGE CHARGER | 5.9L V8 360 CID |
| | 1975-1978 | DODGE MONACO | 5.2L V8 318 CID |

| USMW | Years | Application | Engine |
|--------|-----------|-------------------------|------------------------|
| US1053 | 1975-1978 | DODGE MONACO | 5.9L V8 360 CID |
| | 1975-1978 | PLYMOUTH FURY | 5.2L V8 318 CID |
| | 1975-1978 | PLYMOUTH FURY | 5.9L V8 360 CID |
| | 1975-1980 | CHRYSLER NEWPORT | 5.9L V8 360 CID |
| | 1975-1980 | DODGE B100 | 5.2L V8 5211cc 318 CID |
| | 1975-1980 | DODGE B200 | 5.2L V8 5211cc 318 CID |
| | 1975-1980 | DODGE B200 | 5.9L V8 360 CID |
| | 1975-1980 | DODGE B300 | 5.2L V8 5211cc 318 CID |
| | 1975-1980 | DODGE B300 | 5.9L V8 360 CID |
| | 1975-1980 | DODGE D200 | 5.2L V8 5211cc 318 CID |
| | 1975-1980 | DODGE D200 | 5.9L V8 360 CID |
| | 1975-1980 | DODGE D300 | 5.2L V8 5211cc 318 CID |
| | 1975-1980 | DODGE D300 | 5.9L V8 360 CID |
| | 1975-1980 | DODGE W200 | 5.2L V8 5211cc 318 CID |
| | 1975-1980 | DODGE W200 | 5.9L V8 360 CID |
| | 1975-1980 | DODGE W300 | 5.2L V8 5211cc 318 CID |
| | 1975-1980 | DODGE W300 | 5.9L V8 360 CID |
| | 1975-1980 | PLYMOUTH GRAN FURY | 5.9L V8 360 CID |
| | 1975-1980 | PLYMOUTH PB100 | 5.2L V8 5211cc 318 CID |
| | 1975-1980 | PLYMOUTH PB200 | 5.2L V8 5211cc 318 CID |
| | 1975-1980 | PLYMOUTH PB200 | 5.9L V8 360 CID |
| | 1975-1980 | PLYMOUTH PB300 | 5.2L V8 5211cc 318 CID |
| | 1975-1980 | PLYMOUTH PB300 | 5.9L V8 360 CID |
| | 1975-1981 | PLYMOUTH TRAILDUSTER | 5.2L V8 5211cc 318 CID |
| | 1975-1981 | PLYMOUTH TRAILDUSTER | 5.9L V8 360 CID |
| | 1975-1982 | CHRYSLER CORDOBA | 5.9L V8 360 CID |
| | 1975-1982 | DODGE DART | 5.9L V8 360 CID |
| | 1975-1983 | CHRYSLER CORDOBA | 5.2L V8 318 CID |
| | 1975-1988 | DODGE D100 | 5.9L V8 360 CID |
| | 1975-1988 | DODGE W100 | 5.9L V8 360 CID |
| | 1975-1989 | DODGE D100 | 5.2L V8 5211cc 318 CID |
| | 1975-1989 | DODGE W100 | 5.2L V8 5211cc 318 CID |
| | 1975-1989 | PLYMOUTH GRAN FURY | 5.2L V8 318 CID |
| | 1975-1991 | DODGE RAMCHARGER | 5.2L V8 5211cc 318 CID |
| | 1975-1992 | DODGE RAMCHARGER | 5.9L V8 360 CID |
| | 1975 | DODGE W200 | 5.2L V8 318 CID |
| | 1976-1978 | DODGE B100 | 5.9L V8 360 CID |
| | 1976-1978 | PLYMOUTH PB100 | 5.9L V8 360 CID |
| | 1976-1979 | PLYMOUTH VALIANT (MEX) | 5.9L V8 360 CID |
| | 1976-1980 | DODGE ASPEN | 5.2L V8 318 CID |
| | 1976-1980 | DODGE ASPEN | 5.9L V8 360 CID |
| | 1976-1980 | PLYMOUTH VOLARE | 5.2L V8 318 CID |
| | 1976-1980 | PLYMOUTH VOLARE | 5.9L V8 360 CID |
| | 1976 | PLYMOUTH VALIANT | 5.9L V8 360 CID |
| | 1977-1980 | CHRYSLER NEW YORKER | 5.9L V8 360 CID |
| | 1977-1981 | CHRYSLER LEBARON | 5.2L V8 318 CID |
| | 1977-1982 | CHRYSLER LEBARON (MEX) | 5.9L V8 360 CID |
| | 1977-1982 | DODGE DART (MEX) | 5.9L V8 360 CID |
| | 1977-1989 | DODGE DIPLOMAT | 5.2L V8 318 CID |
| | 1977-1991 | DODGE D150 | 5.2L V8 5211cc 318 CID |
| | 1977-1991 | DODGE D150 | 5.9L V8 360 CID |
| | 1977-1991 | DODGE W150 | 5.2L V8 5211cc 318 CID |
| | 1977-1991 | DODGE W150 | 5.9L V8 360 CID |
| | 1978-1979 | CHRYSLER TOWN & COUNTRY | 5.9L V8 360 CID |
| | 1978-1979 | DODGE DIPLOMAT | 5.9L V8 360 CID |
| | 1978-1979 | DODGE MAGNUM | 5.2L V8 318 CID |
| | 1978-1981 | CHRYSLER TOWN & COUNTRY | 5.2L V8 318 CID |
| | 1978-1982 | CHRYSLER LEBARON | 5.9L V8 360 CID |
| | 1978-1982 | DODGE MAGNUM | 5.9L V8 360 CID |
| | 1979-1980 | DODGE ST. REGIS | 5.9L V8 360 CID |
| | 1979-1981 | CHRYSLER NEWPORT | 5.2L V8 318 CID |
| | 1979-1981 | DODGE ST. REGIS | 5.2L V8 318 CID |
| | 1979-1982 | CHRYSLER NEW YORKER | 5.2L V8 318 CID |
| | 1980-1981 | DODGE D400 | 5.9L V8 360 CID |
| | 1980-1981 | DODGE D450 | 5.9L V8 360 CID |
| | 1980-1982 | CHRYSLER CORDOBA (MEX) | 5.9L V8 360 CID |
| | 1980-1982 | DODGE D350 (MEX) | 5.2L V8 5200cc 318 CID |
| | 1980-1982 | DODGE MAGNUM (MEX) | 5.9L V8 360 CID |
| | 1980-1983 | DODGE MIRADA | 5.2L V8 318 CID |

| USMW | Years | Application | Engine |
|---------|-----------|------------------------|------------------------|
| | 1980-1990 | DODGE D150 (MEX) | 5.9L V8 360 CID |
| | 1980-1990 | DODGE D350 (MEX) | 5.9L V8 360 CID |
| | 1980-1990 | DODGE RAMCHARGER (MEX) | 5.9L V8 360 CID |
| | 1980 | DODGE CB300 | 5.2L V8 5211cc 318 CID |
| | 1980 | DODGE CB300 | 5.9L V8 360 CID |
| | 1980 | DODGE MIRADA | 5.9L V8 360 CID |
| | 1980 | DODGE RD200 | 5.2L V8 5211cc 318 CID |
| | 1980 | DODGE RD200 | 5.9L V8 360 CID |
| | 1981-1983 | CHRYSLER IMPERIAL | 5.2L V8 318 CID |
| | 1981-1983 | DODGE D350 | 5.2L V8 5211cc 318 CID |
| | 1981-1983 | PLYMOUTH PB150 | 5.2L V8 5211cc 318 CID |
| | 1981-1983 | PLYMOUTH PB250 | 5.2L V8 5211cc 318 CID |
| | 1981-1983 | PLYMOUTH PB350 | 5.2L V8 5211cc 318 CID |
| | 1981-1983 | PLYMOUTH PB350 | 5.9L V8 360 CID |
| | 1981-1991 | DODGE B150 | 5.2L V8 5211cc 318 CID |
| | 1981-1991 | DODGE B250 | 5.2L V8 5211cc 318 CID |
| | 1981-1991 | DODGE B350 | 5.2L V8 5211cc 318 CID |
| | 1981-1991 | DODGE D250 | 5.2L V8 5211cc 318 CID |
| | 1981-1991 | DODGE W250 | 5.2L V8 5211cc 318 CID |
| | 1981-1992 | DODGE B250 | 5.9L V8 360 CID |
| | 1981-1992 | DODGE B350 | 5.9L V8 360 CID |
| | 1981-1992 | DODGE D250 | 5.9L V8 360 CID |
| | 1981-1992 | DODGE D350 | 5.9L V8 360 CID |
| | 1981-1992 | DODGE W250 | 5.9L V8 360 CID |
| | 1981-1992 | DODGE W350 | 5.9L V8 360 CID |
| | 1981 | PLYMOUTH PB250 | 5.9L V8 360 CID |
| | 1982-1983 | DODGE W350 | 5.2L V8 5211cc 318 CID |
| | 1983-1985 | DODGE DIPLOMAT | 5.2L V8 5211cc 318 CID |
| | 1983-1989 | CHRYSLER FIFTH AVENUE | 5.2L V8 318 CID |
| | 1985 | PLYMOUTH GRAN FURY | 5.2L V8 5211cc 318 CID |
| | 1986-1989 | DODGE RAMCHARGER | 5.9L V8 360 CID |
| | 1987-1991 | DODGE DAKOTA | 3.9L V6 3906cc 239 CID |
| | 1988-1989 | DODGE D100 | 3.9L V6 3906cc 239 CID |
| | 1988-1991 | DODGE B150 | 3.9L V6 3906cc 239 CID |
| | 1988-1991 | DODGE B250 | 3.9L V6 3906cc 239 CID |
| | 1988-1991 | DODGE D150 | 3.9L V6 3906cc 239 CID |
| | 1988-1991 | DODGE D250 | 3.9L V6 3906cc 239 CID |
| | 1988-1991 | DODGE MICROBUS (MEX) | 5.9L V8 360 CID |
| | 1989-1990 | DODGE D250 (MEX) | 5.9L V8 360 CID |
| | 1989-1990 | DODGE W250 (MEX) | 5.9L V8 360 CID |
| | 1989-1991 | DODGE W150 | 3.9L V6 3906cc 239 CID |
| | 1989 | DODGE DAKOTA | 5.2L V8 5211cc 318 CID |
| | 1989 | DODGE W100 | 3.9L V6 3906cc 239 CID |
| | 1991 | DODGE DM350 (MEX) | 5.9L V8 5904cc 360 CID |
| US1053H | 1970-1974 | PLYMOUTH VALIANT | 5.2L V8 5212cc 318 CID |
| | 1975-1976 | DODGE CORONET | 5.2L V8 318 CID |
| | 1975-1976 | DODGE CORONET | 5.9L V8 360 CID |
| | 1975-1976 | DODGE DART | 5.2L V8 318 CID |
| | 1975-1976 | PLYMOUTH DUSTER | 5.2L V8 318 CID |
| | 1975-1976 | PLYMOUTH DUSTER | 5.9L V8 360 CID |
| | 1975-1976 | PLYMOUTH SCAMP | 5.2L V8 318 CID |
| | 1975-1976 | PLYMOUTH VALIANT | 5.2L V8 318 CID |
| | 1975-1977 | DODGE ROYAL MONACO | 5.2L V8 318 CID |
| | 1975-1977 | DODGE ROYAL MONACO | 5.9L V8 360 CID |
| | 1975-1978 | DODGE CHARGER | 5.2L V8 318 CID |
| | 1975-1978 | DODGE CHARGER | 5.9L V8 360 CID |
| | 1975-1978 | DODGE MONACO | 5.2L V8 318 CID |
| | 1975-1978 | DODGE MONACO | 5.9L V8 360 CID |
| | 1975-1978 | PLYMOUTH FURY | 5.2L V8 318 CID |
| | 1975-1978 | PLYMOUTH FURY | 5.9L V8 360 CID |
| | 1975-1980 | CHRYSLER NEWPORT | 5.9L V8 360 CID |
| | 1975-1980 | DODGE B100 | 5.2L V8 5211cc 318 CID |
| | 1975-1980 | DODGE B200 | 5.2L V8 5211cc 318 CID |
| | 1975-1980 | DODGE B200 | 5.9L V8 360 CID |
| | 1975-1980 | DODGE B300 | 5.2L V8 5211cc 318 CID |
| | 1975-1980 | DODGE B300 | 5.9L V8 360 CID |
| | 1975-1980 | DODGE D200 | 5.2L V8 5211cc 318 CID |
| | 1975-1980 | DODGE D200 | 5.9L V8 360 CID |
| | 1975-1980 | DODGE D300 | 5.2L V8 5211cc 318 CID |

| USMW | Years | Application | Engine |
|---------|-----------|-------------------------|------------------------|
| US1053H | 1975-1980 | DODGE D300 | 5.9L V8 360 CID |
| | 1975-1980 | DODGE W200 | 5.2L V8 5211cc 318 CID |
| | 1975-1980 | DODGE W200 | 5.9L V8 360 CID |
| | 1975-1980 | DODGE W300 | 5.2L V8 5211cc 318 CID |
| | 1975-1980 | DODGE W300 | 5.9L V8 360 CID |
| | 1975-1980 | PLYMOUTH GRAN FURY | 5.9L V8 360 CID |
| | 1975-1980 | PLYMOUTH PB100 | 5.2L V8 5211cc 318 CID |
| | 1975-1980 | PLYMOUTH PB200 | 5.2L V8 5211cc 318 CID |
| | 1975-1980 | PLYMOUTH PB200 | 5.9L V8 360 CID |
| | 1975-1980 | PLYMOUTH PB300 | 5.2L V8 5211cc 318 CID |
| | 1975-1980 | PLYMOUTH PB300 | 5.9L V8 360 CID |
| | 1975-1981 | PLYMOUTH TRAILDUSTER | 5.2L V8 5211cc 318 CID |
| | 1975-1981 | PLYMOUTH TRAILDUSTER | 5.9L V8 360 CID |
| | 1975-1982 | CHRYSLER CORDOBA | 5.9L V8 360 CID |
| | 1975-1982 | DODGE DART | 5.9L V8 360 CID |
| | 1975-1983 | CHRYSLER CORDOBA | 5.2L V8 318 CID |
| | 1975-1988 | DODGE D100 | 5.9L V8 360 CID |
| | 1975-1988 | DODGE W100 | 5.9L V8 360 CID |
| | 1975-1989 | DODGE D100 | 5.2L V8 5211cc 318 CID |
| | 1975-1989 | DODGE W100 | 5.2L V8 5211cc 318 CID |
| | 1975-1989 | PLYMOUTH GRAN FURY | 5.2L V8 318 CID |
| | 1975-1991 | DODGE RAMCHARGER | 5.2L V8 5211cc 318 CID |
| | 1975-1992 | DODGE RAMCHARGER | 5.9L V8 360 CID |
| | 1975 | DODGE W200 | 5.2L V8 318 CID |
| | 1976-1978 | DODGE B100 | 5.9L V8 360 CID |
| | 1976-1978 | PLYMOUTH PB100 | 5.9L V8 360 CID |
| | 1976-1980 | DODGE ASPEN | 5.2L V8 318 CID |
| | 1976-1980 | DODGE ASPEN | 5.9L V8 360 CID |
| | 1976-1980 | PLYMOUTH VOLARE | 5.2L V8 318 CID |
| | 1976-1980 | PLYMOUTH VOLARE | 5.9L V8 360 CID |
| | 1976 | PLYMOUTH VALIANT | 5.9L V8 360 CID |
| | 1977-1980 | CHRYSLER NEW YORKER | 5.9L V8 360 CID |
| | 1977-1981 | CHRYSLER LEBARON | 5.2L V8 318 CID |
| | 1977-1989 | DODGE DIPLOMAT | 5.2L V8 318 CID |
| | 1977-1991 | DODGE D150 | 5.2L V8 5211cc 318 CID |
| | 1977-1991 | DODGE D150 | 5.9L V8 360 CID |
| | 1977-1991 | DODGE W150 | 5.2L V8 5211cc 318 CID |
| | 1977-1991 | DODGE W150 | 5.9L V8 360 CID |
| | 1978-1979 | CHRYSLER TOWN & COUNTRY | 5.9L V8 360 CID |
| | 1978-1979 | DODGE DIPLOMAT | 5.9L V8 360 CID |
| | 1978-1979 | DODGE MAGNUM | 5.2L V8 318 CID |
| | 1978-1981 | CHRYSLER TOWN & COUNTRY | 5.2L V8 318 CID |
| | 1978-1982 | CHRYSLER LEBARON | 5.9L V8 360 CID |
| | 1978-1982 | DODGE MAGNUM | 5.9L V8 360 CID |
| | 1979-1980 | DODGE ST. REGIS | 5.9L V8 360 CID |
| | 1979-1981 | CHRYSLER NEWPORT | 5.2L V8 318 CID |
| | 1979-1981 | DODGE ST. REGIS | 5.2L V8 318 CID |
| | 1979-1982 | CHRYSLER NEW YORKER | 5.2L V8 318 CID |
| | 1980-1981 | DODGE D400 | 5.9L V8 360 CID |
| | 1980-1981 | DODGE D450 | 5.9L V8 360 CID |
| | 1980-1983 | DODGE MIRADA | 5.2L V8 318 CID |
| | 1980 | DODGE CB300 | 5.2L V8 5211cc 318 CID |
| | 1980 | DODGE CB300 | 5.9L V8 360 CID |
| | 1980 | DODGE MIRADA | 5.9L V8 360 CID |
| | 1980 | DODGE RD200 | 5.2L V8 5211cc 318 CID |
| | 1980 | DODGE RD200 | 5.9L V8 360 CID |
| | 1981-1983 | CHRYSLER IMPERIAL | 5.2L V8 318 CID |
| | 1981-1983 | DODGE D350 | 5.2L V8 5211cc 318 CID |
| | 1981-1983 | PLYMOUTH PB150 | 5.2L V8 5211cc 318 CID |
| | 1981-1983 | PLYMOUTH PB250 | 5.2L V8 5211cc 318 CID |
| | 1981-1983 | PLYMOUTH PB350 | 5.2L V8 5211cc 318 CID |
| | 1981-1983 | PLYMOUTH PB350 | 5.9L V8 360 CID |
| | 1981-1991 | DODGE B150 | 5.2L V8 5211cc 318 CID |
| | 1981-1991 | DODGE B250 | 5.2L V8 5211cc 318 CID |
| | 1981-1991 | DODGE B350 | 5.2L V8 5211cc 318 CID |
| | 1981-1991 | DODGE D250 | 5.2L V8 5211cc 318 CID |
| | 1981-1991 | DODGE W250 | 5.2L V8 5211cc 318 CID |
| | 1981-1992 | DODGE B250 | 5.9L V8 360 CID |
| | 1981-1992 | DODGE B350 | 5.9L V8 360 CID |

| USMW | Years | Application | Engine |
|---------|-----------|--------------------------------|------------------------|
| | 1981-1992 | DODGE D250 | 5.9L V8 360 CID |
| | 1981-1992 | DODGE D350 | 5.9L V8 360 CID |
| | 1981-1992 | DODGE W250 | 5.9L V8 360 CID |
| | 1981-1992 | DODGE W350 | 5.9L V8 360 CID |
| | 1981 | PLYMOUTH PB250 | 5.9L V8 360 CID |
| | 1982-1983 | DODGE W350 | 5.2L V8 5211cc 318 CID |
| | 1983-1985 | DODGE DIPLOMAT | 5.2L V8 5211cc 318 CID |
| | 1983-1989 | CHRYSLER FIFTH AVENUE | 5.2L V8 318 CID |
| | 1985 | PLYMOUTH GRAN FURY | 5.2L V8 5211cc 318 CID |
| | 1986-1989 | DODGE RAMCHARGER | 5.9L V8 360 CID |
| | 1987-1991 | DODGE DAKOTA | 3.9L V6 3906cc 239 CID |
| | 1988-1989 | DODGE D100 | 3.9L V6 3906cc 239 CID |
| | 1988-1991 | DODGE B150 | 3.9L V6 3906cc 239 CID |
| | 1988-1991 | DODGE B250 | 3.9L V6 3906cc 239 CID |
| | 1988-1991 | DODGE D150 | 3.9L V6 3906cc 239 CID |
| | 1988-1991 | DODGE D250 | 3.9L V6 3906cc 239 CID |
| | 1989-1991 | DODGE W150 | 3.9L V6 3906cc 239 CID |
| | 1989 | DODGE DAKOTA | 5.2L V8 5211cc 318 CID |
| | 1989 | DODGE W100 | 3.9L V6 3906cc 239 CID |
| US1061 | 1959-1964 | BUICK OPEL (MEX) | 1.7L L4 1700cc 104 CID |
| | 1965-1972 | BUICK OPEL (MEX) | 2.1L L4 2100cc 128 CID |
| US1069 | 1975-1976 | CHEVROLET MONZA | 4.3L V8 262 CID |
| | 1976-1979 | CHEVROLET MONZA | 5.0L V8 305 CID |
| | 1977-1979 | OLDSMOBILE STARFIRE | 5.0L V8 305 CID |
| | 1979 | PONTIAC PHOENIX | 5.0L V8 305 CID |
| | 1979 | PONTIAC SUNBIRD | 5.0L V8 305 CID |
| US1070 | 1975-1976 | FORD MUSTANG II | 5.0L V8 302 CID |
| | 1975 | FORD MUSTANG (MEX) | 5.0L V8 5000cc 302 CID |
| | 1975 | FORD MUSTANG II | 5.0L V8 4950cc 302 CID |
| US1075 | 1965-1967 | FORD F350 (MEX) | 5.0L V8 5000cc 302 CID |
| | 1965-1967 | FORD F350 (MEX) | 5.8L V8 5800cc 352 CID |
| | 1975-1976 | FORD F-100 | 5.9L V8 360 CID |
| | 1975-1976 | FORD F-100 | 6.4L V8 390 CID |
| | 1975-1976 | FORD F-150 | 5.9L V8 360 CID |
| | 1975-1976 | FORD F-150 | 6.4L V8 390 CID |
| | 1975-1976 | FORD F-250 | 5.9L V8 360 CID |
| | 1975-1976 | FORD F-250 | 6.4L V8 390 CID |
| | 1975-1976 | FORD F-350 | 5.9L V8 360 CID |
| | 1975-1976 | FORD F-350 | 6.4L V8 390 CID |
| US1075H | 1975-1976 | FORD F-100 | 5.9L V8 360 CID |
| | 1975-1976 | FORD F-100 | 6.4L V8 390 CID |
| | 1975-1976 | FORD F-150 | 5.9L V8 360 CID |
| | 1975-1976 | FORD F-150 | 6.4L V8 390 CID |
| | 1975-1976 | FORD F-250 | 5.9L V8 360 CID |
| | 1975-1976 | FORD F-250 | 6.4L V8 390 CID |
| | 1975-1976 | FORD F-350 | 5.9L V8 360 CID |
| | 1975-1976 | FORD F-350 | 6.4L V8 390 CID |
| US1077 | 1973-1979 | JEEP J364R (MEX) | 4.6L L6 4600cc 282 CID |
| | 1973-1983 | JEEP CJ5D (MEX) | 4.6L L6 4600cc 282 CID |
| | 1973-1983 | JEEP J164 (MEX) | 4.6L L6 4600cc 282 CID |
| | 1973-1983 | JEEP J164V (MEX) | 4.6L L6 4600cc 282 CID |
| | 1974-1983 | JEEP CJ7 (MEX) | 4.6L L6 4600cc 282 CID |
| | 1975-1976 | AMERICAN MOTORS CLASSIC (MEX) | 4.6L L6 4600cc 282 CID |
| | 1975-1977 | AMERICAN MOTORS HORNET | 3.8L L6 232 CID |
| | 1975-1977 | AMERICAN MOTORS HORNET | 4.2L L6 258 CID |
| | 1975-1978 | AMERICAN MOTORS GREMLIN | 3.8L L6 232 CID |
| | 1975-1978 | AMERICAN MOTORS GREMLIN | 4.2L L6 258 CID |
| | 1975-1978 | AMERICAN MOTORS MATADOR | 4.2L L6 258 CID |
| | 1975-1978 | AMERICAN MOTORS PACER | 3.8L L6 232 CID |
| | 1975-1978 | JEEP CJ7 (MEX) | 4.2L L6 4200cc 258 CID |
| | 1975-1979 | AMERICAN MOTORS AMERICAN (MEX) | 4.6L L6 4600cc 282 CID |
| | 1975-1979 | AMERICAN MOTORS GREMLIN (MEX) | 4.2L L6 4200cc 258 CID |
| | 1975-1979 | AMERICAN MOTORS PACER | 4.2L L6 258 CID |
| | 1975-1979 | AMERICAN MOTORS PACER (MEX) | 4.6L L6 4600cc 282 CID |
| | 1975-1979 | JEEP CHEROKEE | 4.2L L6 258 CID |
| | 1975-1979 | JEEP J10 | 4.2L L6 258 CID |
| | 1975 | JEEP CJ7 (MEX) | 3.8L L6 3800cc 232 CID |
| | 1976-1978 | JEEP CJ7 | 3.8L L6 232 CID |
| | 1976-1979 | JEEP CJ7 | 4.2L L6 258 CID |

| USMW | Years | Application | Engine |
|--------|-----------|--------------------------------|------------------------|
| US1077 | 1976-1979 | JEEP WAGONEER (MEX) | 4.6L L6 4600cc 282 CID |
| | 1976 | JEEP J20 | 4.2L L6 258 CID |
| | 1978-1979 | AMERICAN MOTORS AMERICAN (MEX) | 4.2L L6 4200cc 258 CID |
| | 1978-1979 | AMERICAN MOTORS AMX | 4.2L L6 258 CID |
| | 1978-1979 | AMERICAN MOTORS CONCORD | 3.8L L6 232 CID |
| | 1978-1979 | AMERICAN MOTORS CONCORD | 4.2L L6 258 CID |
| | 1979 | AMERICAN MOTORS GREMLIN (MEX) | 4.6L L6 4600cc 282 CID |
| | 1979 | AMERICAN MOTORS SPIRIT | 3.8L L6 232 CID |
| | 1979 | AMERICAN MOTORS SPIRIT | 4.2L L6 258 CID |
| | 1980-1983 | JEEP J100 (MEX) | 4.6L L6 4600cc 282 CID |
| | US1088 | 1975 | CHEVROLET MONZA |
| 1975 | | CHEVROLET VEGA | 2.3L L4 2294cc 140 CID |
| 1975 | | PONTIAC ASTRE | 2.3L L4 2294cc 140 CID |
| US1099 | 1966-1967 | INTERNATIONAL 900A | 2.5L L4 2491cc 152 CID |
| | 1966-1967 | INTERNATIONAL M1400 | 4.3L L6 4335cc 264 CID |
| | 1966-1967 | INTERNATIONAL M1400 | 4.3L V8 4360cc 266 CID |
| | 1966-1967 | INTERNATIONAL M1400 | 5.0L V8 304 CID |
| | 1966-1970 | INTERNATIONAL M1100 | 4.3L L6 4335cc 264 CID |
| | 1966-1970 | INTERNATIONAL M1100 | 4.3L V8 4360cc 266 CID |
| | 1966-1970 | INTERNATIONAL M1200 | 4.3L L6 4335cc 264 CID |
| | 1966-1970 | INTERNATIONAL M1200 | 4.3L V8 4360cc 266 CID |
| | 1966-1971 | INTERNATIONAL M1100 | 2.5L L4 2491cc 152 CID |
| | 1966-1971 | INTERNATIONAL M1200 | 2.5L L4 2491cc 152 CID |
| | 1966-1971 | INTERNATIONAL M800 | 2.5L L4 2491cc 152 CID |
| | 1966-1971 | INTERNATIONAL SCOUT | 2.5L L4 2491cc 152 CID |
| | 1966-1972 | INTERNATIONAL M1100 | 5.0L V8 304 CID |
| | 1966 | INTERNATIONAL 1000A | 4.3L L6 4335cc 264 CID |
| | 1966 | INTERNATIONAL 1000A | 4.3L V8 4360cc 266 CID |
| | 1966 | INTERNATIONAL 1000A | 5.0L V8 4982cc 304 CID |
| | 1966 | INTERNATIONAL 1100A | 4.3L L6 4335cc 264 CID |
| | 1966 | INTERNATIONAL 1100A | 4.3L V8 4360cc 266 CID |
| | 1966 | INTERNATIONAL 1100A | 5.0L V8 304 CID |
| | 1966 | INTERNATIONAL 1200A | 4.3L L6 4335cc 264 CID |
| | 1966 | INTERNATIONAL 1200A | 4.3L V8 4360cc 266 CID |
| | 1966 | INTERNATIONAL 1200A | 5.0L V8 304 CID |
| | 1966 | INTERNATIONAL 1300A | 4.3L L6 4335cc 264 CID |
| | 1966 | INTERNATIONAL 1300A | 4.3L V8 4360cc 266 CID |
| | 1966 | INTERNATIONAL 1300A | 5.0L V8 304 CID |
| | 1967-1968 | INTERNATIONAL SCOUT | 4.3L V8 4360cc 266 CID |
| | 1967-1970 | INTERNATIONAL MA1200 | 4.3L V8 4360cc 266 CID |
| | 1967-1971 | INTERNATIONAL MA1200 | 5.0L V8 4982cc 304 CID |
| | 1967 | INTERNATIONAL 1000B | 4.3L L6 4335cc 264 CID |
| | 1967 | INTERNATIONAL 1000B | 4.3L V8 4360cc 266 CID |
| | 1967 | INTERNATIONAL 1000B | 5.0L V8 304 CID |
| | 1967 | INTERNATIONAL 1000B | 5.6L V8 5654cc 345 CID |
| | 1967 | INTERNATIONAL 1100B | 4.3L L6 4335cc 264 CID |
| | 1967 | INTERNATIONAL 1100B | 4.3L V8 4360cc 266 CID |
| | 1967 | INTERNATIONAL 1100B | 5.0L V8 304 CID |
| | 1967 | INTERNATIONAL 1100B | 5.6L V8 5654cc 345 CID |
| | 1967 | INTERNATIONAL 1200B | 4.3L L6 4335cc 264 CID |
| | 1967 | INTERNATIONAL 1200B | 4.3L V8 4360cc 266 CID |
| | 1967 | INTERNATIONAL 1200B | 5.0L V8 304 CID |
| | 1967 | INTERNATIONAL 1200B | 5.6L V8 5654cc 345 CID |
| | 1967 | INTERNATIONAL 1300B | 4.3L L6 4335cc 264 CID |
| | 1967 | INTERNATIONAL 1300B | 4.3L V8 4360cc 266 CID |
| | 1967 | INTERNATIONAL 1300B | 5.0L V8 304 CID |
| | 1967 | INTERNATIONAL 1300B | 5.6L V8 5654cc 345 CID |
| | 1967 | INTERNATIONAL 908B | 4.3L V8 4360cc 266 CID |
| | 1967 | INTERNATIONAL 908B | 5.0L V8 304 CID |
| | 1968-1969 | INTERNATIONAL 908C | 4.3L V8 4360cc 266 CID |
| | 1968-1969 | INTERNATIONAL 908C | 5.0L V8 304 CID |
| | 1968-1970 | INTERNATIONAL SCOUT | 2.5L L4 152 CID |
| | 1968-1971 | INTERNATIONAL M1100 | 2.5L L4 152 CID |
| | 1968-1971 | INTERNATIONAL M800 | 2.5L L4 152 CID |
| | 1968 | INTERNATIONAL 1000C | 4.3L L6 4335cc 264 CID |
| | 1968 | INTERNATIONAL 1000C | 4.3L V8 4360cc 266 CID |
| | 1968 | INTERNATIONAL 1000C | 5.0L V8 304 CID |
| | 1968 | INTERNATIONAL 1000C | 5.6L V8 5654cc 345 CID |
| | 1968 | INTERNATIONAL 1100C | 4.3L L6 4335cc 264 CID |

| USMW | Years | Application | Engine |
|------|-----------|------------------------|------------------------|
| | 1968 | INTERNATIONAL 1100C | 4.3L V8 4360cc 266 CID |
| | 1968 | INTERNATIONAL 1100C | 5.0L V8 304 CID |
| | 1968 | INTERNATIONAL 1100C | 5.6L V8 5654cc 345 CID |
| | 1968 | INTERNATIONAL 1200C | 4.3L L6 4335cc 264 CID |
| | 1968 | INTERNATIONAL 1200C | 4.3L V8 4360cc 266 CID |
| | 1968 | INTERNATIONAL 1200C | 5.0L V8 304 CID |
| | 1968 | INTERNATIONAL 1200C | 5.6L V8 5654cc 345 CID |
| | 1968 | INTERNATIONAL 1300C | 4.3L L6 4335cc 264 CID |
| | 1968 | INTERNATIONAL 1300C | 4.3L V8 4360cc 266 CID |
| | 1968 | INTERNATIONAL 1300C | 5.0L V8 304 CID |
| | 1968 | INTERNATIONAL 1300C | 5.6L V8 5654cc 345 CID |
| | 1969-1970 | INTERNATIONAL 1000D | 4.3L L6 4335cc 264 CID |
| | 1969-1970 | INTERNATIONAL 1000D | 4.3L V8 4360cc 266 CID |
| | 1969-1970 | INTERNATIONAL 1000D | 5.0L V8 304 CID |
| | 1969-1970 | INTERNATIONAL 1000D | 5.6L V8 5654cc 345 CID |
| | 1969-1970 | INTERNATIONAL 1000D | 6.4L V8 6424cc 392 CID |
| | 1969-1970 | INTERNATIONAL 1100D | 4.3L L6 4335cc 264 CID |
| | 1969-1970 | INTERNATIONAL 1100D | 4.3L V8 4360cc 266 CID |
| | 1969-1970 | INTERNATIONAL 1100D | 5.0L V8 304 CID |
| | 1969-1970 | INTERNATIONAL 1100D | 5.6L V8 5654cc 345 CID |
| | 1969-1970 | INTERNATIONAL 1100D | 6.4L V8 6424cc 392 CID |
| | 1969-1970 | INTERNATIONAL 1200D | 4.3L L6 4335cc 264 CID |
| | 1969-1970 | INTERNATIONAL 1200D | 4.3L V8 4360cc 266 CID |
| | 1969-1970 | INTERNATIONAL 1200D | 5.0L V8 304 CID |
| | 1969-1970 | INTERNATIONAL 1200D | 5.6L V8 5654cc 345 CID |
| | 1969-1970 | INTERNATIONAL 1200D | 6.4L V8 6424cc 392 CID |
| | 1969-1970 | INTERNATIONAL 1300D | 5.0L V8 304 CID |
| | 1969-1970 | INTERNATIONAL 1300D | 5.6L V8 5654cc 345 CID |
| | 1969-1970 | INTERNATIONAL 1300D | 6.4L V8 6424cc 392 CID |
| | 1969-1970 | INTERNATIONAL SCOUT | 5.0L V8 304 CID |
| | 1969-1971 | INTERNATIONAL M800 | 5.0L V8 304 CID |
| | 1969-1971 | INTERNATIONAL MA1200 | 5.0L V8 304 CID |
| | 1969-1972 | INTERNATIONAL M1100 | 5.0L V8 304 CID |
| | 1969-1972 | INTERNATIONAL M1200 | 5.0L V8 304 CID |
| | 1969 | INTERNATIONAL 908C | 5.0L V8 304 CID |
| | 1969 | INTERNATIONAL M1400 | 5.0L V8 304 CID |
| | 1969 | INTERNATIONAL M1400 | 5.0L V8 4983cc 304 CID |
| | 1970 | INTERNATIONAL 1300D | 4.3L L6 4335cc 264 CID |
| | 1970 | INTERNATIONAL 1300D | 4.3L V8 4360cc 266 CID |
| | 1970 | INTERNATIONAL SCOUT | 4.3L L6 265 CID |
| | 1970 | INTERNATIONAL SCOUT | 4.3L L6 4335cc 264 CID |
| | 1971-1973 | INTERNATIONAL 1010 | 5.0L V8 304 CID |
| | 1971-1973 | INTERNATIONAL 1010 | 5.6L V8 5654cc 345 CID |
| | 1971-1973 | INTERNATIONAL 1010 | 5.7L V8 345 CID |
| | 1971-1973 | INTERNATIONAL 1010 | 6.4L V8 6424cc 392 CID |
| | 1971-1973 | INTERNATIONAL 1110 | 5.0L V8 304 CID |
| | 1971-1973 | INTERNATIONAL 1110 | 5.6L V8 5654cc 345 CID |
| | 1971-1973 | INTERNATIONAL 1110 | 5.7L V8 345 CID |
| | 1971-1973 | INTERNATIONAL 1110 | 6.4L V8 6424cc 392 CID |
| | 1971-1973 | INTERNATIONAL 1210 | 5.0L V8 304 CID |
| | 1971-1973 | INTERNATIONAL 1210 | 5.6L V8 5654cc 345 CID |
| | 1971-1973 | INTERNATIONAL 1210 | 5.7L V8 345 CID |
| | 1971-1973 | INTERNATIONAL 1210 | 6.4L V8 6424cc 392 CID |
| | 1971-1973 | INTERNATIONAL 1310 | 5.0L V8 304 CID |
| | 1971-1973 | INTERNATIONAL 1310 | 5.6L V8 5654cc 345 CID |
| | 1971-1973 | INTERNATIONAL 1310 | 5.7L V8 345 CID |
| | 1971-1973 | INTERNATIONAL 1310 | 6.4L V8 6424cc 392 CID |
| | 1971-1974 | INTERNATIONAL SCOUT II | 5.0L V8 304 CID |
| | 1971-1974 | INTERNATIONAL SCOUT II | 5.6L V8 5654cc 345 CID |
| | 1971-1975 | INTERNATIONAL SCOUT II | 5.0L V8 304 CID |
| | 1971-1975 | INTERNATIONAL SCOUT II | 5.6L V8 345 CID |
| | 1971-1975 | INTERNATIONAL SCOUT II | 4.3L V8 4360cc 266 CID |
| | 1971 | INTERNATIONAL 1110 | 4.3L V8 4360cc 266 CID |
| | 1971 | INTERNATIONAL 1310 | 4.3L V8 4360cc 266 CID |
| | 1972-1973 | INTERNATIONAL 1010 | 5.0L V8 304 CID |
| | 1972-1973 | INTERNATIONAL 1010 | 6.4L V8 392 CID |
| | 1972-1973 | INTERNATIONAL 1010 | 6.4L V8 6425cc 392 CID |
| | 1972-1973 | INTERNATIONAL 1110 | 5.0L V8 304 CID |
| | 1972-1973 | INTERNATIONAL 1110 | 6.4L V8 392 CID |
| | 1972-1973 | INTERNATIONAL 1110 | 6.4L V8 6425cc 392 CID |

| USMW | Years | Application | Engine |
|-----------|-------------------------|---------------------------|------------------------|
| US1099 | 1972-1973 | INTERNATIONAL 1210 | 5.0L V8 304 CID |
| | 1972-1973 | INTERNATIONAL 1210 | 6.4L V8 392 CID |
| | 1972-1973 | INTERNATIONAL 1210 | 6.4L V8 6425cc 392 CID |
| | 1972-1973 | INTERNATIONAL 1310 | 5.0L V8 4983cc 304 CID |
| | 1972-1973 | INTERNATIONAL 1310 | 6.4L V8 392 CID |
| | 1972-1973 | INTERNATIONAL 1310 | 6.4L V8 6425cc 392 CID |
| | 1972-1974 | INTERNATIONAL MS1210 | 5.0L V8 304 CID |
| | 1972-1974 | INTERNATIONAL MS1210 | 5.6L V8 5654cc 345 CID |
| | 1972-1974 | INTERNATIONAL MS1210 | 6.4L V8 6424cc 392 CID |
| | 1972-1974 | INTERNATIONAL SCOUT II | 5.7L V8 345 CID |
| | 1974-1975 | INTERNATIONAL 200 | 5.0L V8 304 CID |
| | 1974-1975 | INTERNATIONAL 200 | 5.6L V8 345 CID |
| | 1974-1975 | INTERNATIONAL 200 | 6.4L V8 392 CID |
| | 1974 | INTERNATIONAL 100 | 5.0L V8 304 CID |
| | 1974 | INTERNATIONAL 100 | 5.6L V8 345 CID |
| | 1974 | INTERNATIONAL 100 | 5.6L V8 5654cc 345 CID |
| | 1974 | INTERNATIONAL 100 | 6.4L V8 392 CID |
| | 1974 | INTERNATIONAL 100 | 6.4L V8 6424cc 392 CID |
| | 1974 | INTERNATIONAL 100 | 6.4L V8 6425cc 392 CID |
| | 1974 | INTERNATIONAL 100 | 6.4L V8 392 CID |
| | 1974 | INTERNATIONAL 100 | 6.4L V8 6424cc 392 CID |
| | 1974 | INTERNATIONAL 100 | 6.4L V8 6425cc 392 CID |
| | 1974 | INTERNATIONAL 200 | 5.0L V8 304 CID |
| | 1974 | INTERNATIONAL 200 | 5.6L V8 5654cc 345 CID |
| | 1974 | INTERNATIONAL 200 | 6.4L V8 6424cc 392 CID |
| | 1974 | INTERNATIONAL 200 | 6.4L V8 6425cc 392 CID |
| | 1974 | INTERNATIONAL MHC1310 | 5.0L V8 304 CID |
| | 1975 | INTERNATIONAL 150 | 5.0L V8 304 CID |
| | 1975 | INTERNATIONAL 150 | 5.6L V8 345 CID |
| | 1975 | INTERNATIONAL 150 | 6.4L V8 392 CID |
| | 1975 | INTERNATIONAL MS | 5.6L V8 345 CID |
| | 1975 | INTERNATIONAL MS | 6.4L V8 392 CID |
| 1975 | INTERNATIONAL SCOUT II | 6.4L V8 392 CID | |
| 1975 | INTERNATIONAL TRAVELALL | 5.0L V8 304 CID | |
| 1975 | INTERNATIONAL TRAVELALL | 5.6L V8 345 CID | |
| 1975 | INTERNATIONAL TRAVELALL | 6.4L V8 392 CID | |
| US1100 | 1975-1976 | BUICK SKYLARK | 4.3L V8 260 CID |
| | 1975-1976 | OLDSMOBILE 98 | 7.5L V8 455 CID |
| | 1975-1976 | OLDSMOBILE CUSTOM CRUISER | 7.5L V8 455 CID |
| | 1975-1976 | OLDSMOBILE CUTLASS | 7.5L V8 455 CID |
| | 1975-1976 | OLDSMOBILE CUTLASS SALON | 7.5L V8 455 CID |
| | 1975-1976 | OLDSMOBILE DELTA 88 | 7.5L V8 455 CID |
| | 1975-1976 | OLDSMOBILE TORONADO | 7.5L V8 455 CID |
| | 1975-1976 | PONTIAC VENTURA | 4.3L V8 260 CID |
| | 1975-1977 | BUICK SKYLARK | 5.7L V8 350 CID |
| | 1975-1977 | OLDSMOBILE OMEGA | 4.3L V8 260 CID |
| | 1975-1977 | PONTIAC GRAND PRIX | 6.6L V8 400 CID |
| | 1975-1977 | PONTIAC LEMANS | 6.6L V8 400 CID |
| | 1975-1978 | PONTIAC BONNEVILLE | 6.6L V8 400 CID |
| | 1975-1978 | PONTIAC CATALINA | 6.6L V8 400 CID |
| | 1975-1978 | PONTIAC FIREBIRD | 5.7L V8 350 CID |
| | 1975-1978 | PONTIAC GRAND SAFARI | 6.6L V8 400 CID |
| | 1975-1979 | OLDSMOBILE OMEGA | 5.7L V8 350 CID |
| | 1975-1979 | PONTIAC FIREBIRD | 6.6L V8 400 CID |
| | 1975-1979 | PONTIAC LEMANS | 5.7L V8 350 CID |
| | 1975-1980 | OLDSMOBILE CUTLASS SALON | 4.3L V8 260 CID |
| | 1975-1980 | OLDSMOBILE CUTLASS SALON | 5.7L V8 350 CID |
| | 1975-1981 | BUICK CENTURY | 5.7L V8 350 CID |
| | 1975-1981 | OLDSMOBILE CUTLASS | 4.3L V8 260 CID |
| | 1975-1981 | OLDSMOBILE CUTLASS | 5.7L V8 350 CID |
| | 1975-1983 | BUICK REGAL | 5.7L V8 350 CID |
| | 1975-1985 | BUICK LESABRE | 5.7L V8 350 CID |
| | 1975-1985 | OLDSMOBILE DELTA 88 | 5.7L V8 350 CID |
| | 1975 | BUICK APOLLO | 4.3L V8 260 CID |
| | 1975 | BUICK APOLLO | 5.7L V8 350 CID |
| | 1975 | BUICK LESABRE | 6.6L V8 400 CID |
| | 1975 | OLDSMOBILE 98 | 6.6L V8 400 CID |
| | 1975 | OLDSMOBILE CUSTOM CRUISER | 6.6L V8 400 CID |
| 1975 | OLDSMOBILE DELTA 88 | 6.6L V8 400 CID | |
| 1976-1981 | PONTIAC CATALINA | 5.7L V8 350 CID | |
| 1976-1984 | PONTIAC GRAND PRIX | 5.7L V8 350 CID | |
| 1976-1985 | BUICK ELECTRA | 5.7L V8 350 CID | |

| USMW | Years | Application | Engine | |
|-----------|-----------|----------------------------|------------------------|-----------------|
| US1107 | 1976 | OLDSMOBILE CUTLASS TIARA | 4.3L V8 260 CID | |
| | 1976 | OLDSMOBILE CUTLASS TIARA | 5.7L V8 350 CID | |
| | 1976 | OLDSMOBILE CUTLASS TIARA | 7.5L V8 455 CID | |
| | 1976 | PONTIAC LEMANS | 4.3L V8 260 CID | |
| | 1977-1978 | BUICK LESABRE | 6.6L V8 403 CID | |
| | 1977-1978 | BUICK RIVIERA | 6.6L V8 403 CID | |
| | 1977-1978 | OLDSMOBILE TORONADO | 6.6L V8 403 CID | |
| | 1977-1978 | PONTIAC GRAND SAFARI | 6.6L V8 403 CID | |
| | 1977-1979 | BUICK ELECTRA | 6.6L V8 403 CID | |
| | 1977-1979 | BUICK ESTATE WAGON | 6.6L V8 403 CID | |
| | 1977-1979 | OLDSMOBILE 98 | 6.6L V8 403 CID | |
| | 1977-1979 | OLDSMOBILE CUSTOM CRUISER | 6.6L V8 403 CID | |
| | 1977-1979 | OLDSMOBILE DELTA 88 | 6.6L V8 403 CID | |
| | 1977-1979 | PONTIAC BONNEVILLE | 6.6L V8 403 CID | |
| | 1977-1979 | PONTIAC CATALINA | 6.6L V8 403 CID | |
| | 1977-1979 | PONTIAC FIREBIRD | 6.6L V8 403 CID | |
| | 1977-1979 | PONTIAC PHOENIX | 5.7L V8 350 CID | |
| | 1977-1981 | OLDSMOBILE 98 | 5.7L V8 350 CID | |
| | 1977-1982 | OLDSMOBILE DELTA 88 | 4.3L V8 260 CID | |
| | 1977-1983 | BUICK ESTATE WAGON | 5.7L V8 350 CID | |
| | 1977-1984 | PONTIAC BONNEVILLE | 5.7L V8 350 CID | |
| | 1977-1985 | BUICK RIVIERA | 5.7L V8 350 CID | |
| | 1977-1985 | OLDSMOBILE CUSTOM CRUISER | 5.7L V8 350 CID | |
| | 1977 | BUICK CENTURY | 6.6L V8 403 CID | |
| | 1977 | OLDSMOBILE CUTLASS | 6.6L V8 403 CID | |
| | 1977 | OLDSMOBILE CUTLASS SALON | 6.6L V8 403 CID | |
| | 1977 | PONTIAC GRAND PRIX | 6.6L V8 403 CID | |
| | 1977 | PONTIAC GRAND SAFARI | 5.7L V8 350 CID | |
| | 1977 | PONTIAC LEMANS | 6.6L V8 403 CID | |
| | 1977 | PONTIAC VENTURA | 5.7L V8 350 CID | |
| | 1978-1982 | OLDSMOBILE CUTLASS CALAIS | 4.3L V8 260 CID | |
| | 1979-1981 | OLDSMOBILE TORONADO | 5.7L V8 350 CID | |
| | 1979-1982 | OLDSMOBILE CUTLASS CALAIS | 5.7L V8 350 CID | |
| | 1980-1981 | OLDSMOBILE 98 | 5.0L V8 307 CID | |
| | 1980-1981 | OLDSMOBILE TORONADO | 5.0L V8 307 CID | |
| | 1980-1982 | OLDSMOBILE CUTLASS CRUISER | 4.3L V8 260 CID | |
| | 1980-1982 | OLDSMOBILE CUTLASS SUPREME | 4.3L V8 260 CID | |
| | 1980-1983 | OLDSMOBILE CUTLASS CRUISER | 5.7L V8 350 CID | |
| | 1980-1984 | OLDSMOBILE CUTLASS SUPREME | 5.7L V8 350 CID | |
| | 1980-1985 | BUICK RIVIERA | 5.0L V8 307 CID | |
| | 1980-1985 | CHEVROLET CAPRICE | 5.7L V8 350 CID | |
| | 1980-1985 | CHEVROLET IMPALA | 5.7L V8 350 CID | |
| | 1980-1985 | OLDSMOBILE CUSTOM CRUISER | 5.0L V8 307 CID | |
| | 1980-1985 | OLDSMOBILE DELTA 88 | 5.0L V8 307 CID | |
| | 1981-1983 | BUICK ESTATE WAGON | 5.0L V8 307 CID | |
| | 1981-1983 | OLDSMOBILE CUTLASS CRUISER | 5.0L V8 307 CID | |
| | 1981-1985 | BUICK ELECTRA | 5.0L V8 307 CID | |
| | 1981-1985 | BUICK LESABRE | 5.0L V8 307 CID | |
| | 1981 | PONTIAC BONNEVILLE | 5.0L V8 307 CID | |
| | 1981 | PONTIAC CATALINA | 5.0L V8 307 CID | |
| | 1982-1983 | CHEVROLET MALIBU | 5.7L V8 350 CID | |
| | 1982-1984 | CHEVROLET MONTE CARLO | 5.7L V8 350 CID | |
| | 1982-1984 | OLDSMOBILE CUTLASS CALAIS | 5.0L V8 307 CID | |
| | 1982-1984 | OLDSMOBILE CUTLASS SUPREME | 5.0L V8 307 CID | |
| | 1985-1986 | OLDSMOBILE CUTLASS SALON | 5.0L V8 307 CID | |
| | US1107 | 1975-1976 | OLDSMOBILE CUTLASS | 4.1L L6 250 CID |
| | | 1975-1976 | OLDSMOBILE OMEGA | 4.1L L6 250 CID |
| 1975-1976 | | PONTIAC FIREBIRD | 4.1L L6 250 CID | |
| 1975-1976 | | PONTIAC VENTURA | 4.1L L6 250 CID | |
| 1975-1977 | | CHEVROLET EL CAMINO | 4.1L L6 250 CID | |
| 1975-1977 | | CHEVROLET MALIBU | 4.1L L6 250 CID | |
| 1975-1977 | | PONTIAC LEMANS | 4.1L L6 250 CID | |
| 1975-1979 | | CHEVROLET CAMARO | 4.1L L6 250 CID | |
| 1975-1979 | | CHEVROLET NOVA | 4.1L L6 250 CID | |
| 1975-1984 | | CHEVROLET C20 | 4.1L L6 250 CID | |
| 1975-1984 | | CHEVROLET G20 | 4.1L L6 250 CID | |
| 1977-1978 | | GMC C25 | 4.1L L6 250 CID | |
| 1977-1978 | | PONTIAC PHOENIX | 2.5L L4 2474cc 151 CID | |
| 1977-1979 | | CHEVROLET IMPALA | 4.1L L6 250 CID | |

WATER PUMPS

| USMW | Years | Application | Engine |
|--------|-----------|-------------------------|------------------------|
| US1107 | 1977-1980 | PONTIAC SUNBIRD | 2.5L L4 2474cc 151 CID |
| | 1977-1984 | CHEVROLET G10 | 4.1L L6 250 CID |
| | 1977 | GMC SPRINT | 4.1L L6 250 CID |
| | 1977 | PONTIAC ASTRE | 2.5L L4 2474cc 151 CID |
| | 1977 | PONTIAC VENTURA | 2.5L L4 2474cc 151 CID |
| | 1978-1980 | CHEVROLET C10 SUBURBAN | 4.1L L6 250 CID |
| | 1978-1980 | CHEVROLET K10 SUBURBAN | 4.1L L6 250 CID |
| | 1978-1980 | CHEVROLET MONZA | 2.5L L4 2474cc 151 CID |
| | 1978-1980 | OLDSMOBILE STARFIRE | 2.5L L4 2474cc 151 CID |
| | 1978-1981 | CHEVROLET MALIBU (MEX) | 4.1L L6 4100cc 250 CID |
| | 1978-1982 | CHEVROLET K5 BLAZER | 4.1L L6 250 CID |
| | 1978-1982 | GMC JIMMY | 4.1L L6 250 CID |
| | 1978-1984 | CHEVROLET C10 | 4.1L L6 250 CID |
| | 1978-1984 | CHEVROLET K10 | 4.1L L6 250 CID |
| | 1978 | CHEVROLET CS1073 (MEX) | 4.1L L6 4100cc 250 CID |
| | 1978 | GMC C15 | 4.1L L6 250 CID |
| | 1978 | GMC C15 SUBURBAN | 4.1L L6 250 CID |
| | 1978 | GMC G15 | 4.1L L6 250 CID |
| | 1978 | GMC G25 | 4.1L L6 250 CID |
| | 1978 | GMC K15 | 4.1L L6 250 CID |
| | 1978 | GMC K15 SUBURBAN | 4.1L L6 250 CID |
| | 1979-1980 | GMC C1500 SUBURBAN | 4.1L L6 250 CID |
| | 1979-1980 | GMC K1500 SUBURBAN | 4.1L L6 250 CID |
| | 1979-1984 | CHEVROLET C10 (MEX) | 4.1L L6 250 CID |
| | 1979-1984 | GMC C1500 | 4.1L L6 250 CID |
| | 1979-1984 | GMC C2500 | 4.1L L6 250 CID |
| | 1979-1984 | GMC G1500 | 4.1L L6 250 CID |
| | 1979-1984 | GMC G2500 | 4.1L L6 250 CID |
| | 1979-1984 | GMC G3500 | 4.1L L6 250 CID |
| | 1979-1984 | GMC K1500 | 4.1L L6 250 CID |
| | 1979 | CHEVROLET C10 | 4.1L L6 250 CID |
| | 1979 | CHEVROLET MALIBU | 4.1L L6 250 CID |
| | 1980-1982 | AMERICAN MOTORS CONCORD | 2.5L L4 151 CID |
| | 1980-1982 | AMERICAN MOTORS SPIRIT | 2.5L L4 151 CID |
| | 1980-1983 | JEEP C37 | 2.5L L4 151 CID |
| | 1980-1984 | GMC C1500 (MEX) | 4.1L L6 250 CID |
| | 1980 | CHEVROLET C30 | 4.1L L6 250 CID |
| | 1980 | CHEVROLET K20 | 4.1L L6 250 CID |
| | 1980 | GMC C3500 | 4.1L L6 250 CID |
| | 1980 | GMC K2500 | 4.1L L6 250 CID |
| | 1980 | JEEP C35 | 2.5L L4 151 CID |
| | 1981-1983 | AMERICAN MOTORS EAGLE | 2.5L L4 151 CID |
| | 1981-1983 | JEEP SCRAMBLER | 2.5L L4 151 CID |
| | 1981-1984 | CHEVROLET G30 | 4.1L L6 250 CID |
| | 1982-1984 | CHEVROLET CAMARO | 2.5L L4 2474cc 151 CID |
| | 1982-1984 | PONTIAC FIREBIRD | 2.5L L4 2474cc 151 CID |
| US1109 | 1975-1976 | CHEVROLET C10 | 5.7L V8 350 CID |
| | 1975-1976 | CHEVROLET C10 SUBURBAN | 5.7L V8 350 CID |
| | 1975-1976 | CHEVROLET C20 | 5.7L V8 350 CID |
| | 1975-1976 | CHEVROLET C20 SUBURBAN | 5.7L V8 350 CID |
| | 1975-1976 | CHEVROLET C30 | 5.7L V8 350 CID |
| | 1975-1976 | CHEVROLET CAPRICE | 6.6L V8 400 CID |
| | 1975-1976 | CHEVROLET CS31003 (MEX) | 5.7L V8 350 CID |
| | 1975-1976 | CHEVROLET EL CAMINO | 6.6L V8 400 CID |
| | 1975-1976 | CHEVROLET G10 | 5.7L V8 350 CID |
| | 1975-1976 | CHEVROLET G20 | 5.7L V8 350 CID |
| | 1975-1976 | CHEVROLET G20 | 6.6L V8 400 CID |
| | 1975-1976 | CHEVROLET G30 | 5.7L V8 350 CID |
| | 1975-1976 | CHEVROLET G30 | 6.6L V8 400 CID |
| | 1975-1976 | CHEVROLET IMPALA | 6.6L V8 400 CID |
| | 1975-1976 | CHEVROLET K10 | 5.7L V8 350 CID |
| | 1975-1976 | CHEVROLET K10 | 6.6L V8 400 CID |
| | 1975-1976 | CHEVROLET K10 SUBURBAN | 5.7L V8 350 CID |
| | 1975-1976 | CHEVROLET K10 SUBURBAN | 6.6L V8 400 CID |
| | 1975-1976 | CHEVROLET K20 | 5.7L V8 350 CID |
| | 1975-1976 | CHEVROLET K20 | 6.6L V8 400 CID |
| | 1975-1976 | CHEVROLET K20 SUBURBAN | 5.7L V8 350 CID |
| | 1975-1976 | CHEVROLET K20 SUBURBAN | 6.6L V8 400 CID |
| | 1975-1976 | CHEVROLET K5 BLAZER | 5.7L V8 350 CID |

| USMW | Years | Application | Engine |
|---------|-----------|------------------------|-----------------|
| | 1975-1976 | CHEVROLET K5 BLAZER | 6.6L V8 400 CID |
| | 1975-1976 | CHEVROLET MALIBU | 6.6L V8 400 CID |
| | 1975-1976 | CHEVROLET MONTE CARLO | 6.6L V8 400 CID |
| | 1975-1976 | CHEVROLET P20 | 5.7L V8 350 CID |
| | 1975-1976 | CHEVROLET P30 | 5.7L V8 350 CID |
| | 1975-1976 | GMC C15 | 5.7L V8 350 CID |
| | 1975-1976 | GMC C15 SUBURBAN | 5.7L V8 350 CID |
| | 1975-1976 | GMC C25 | 5.7L V8 350 CID |
| | 1975-1976 | GMC C25 SUBURBAN | 5.7L V8 350 CID |
| | 1975-1976 | GMC G15 | 5.7L V8 350 CID |
| | 1975-1976 | GMC G25 | 5.7L V8 350 CID |
| | 1975-1976 | GMC G25 | 6.6L V8 400 CID |
| | 1975-1976 | GMC G35 | 5.7L V8 350 CID |
| | 1975-1976 | GMC G35 | 6.6L V8 400 CID |
| | 1975-1976 | GMC JIMMY | 5.7L V8 350 CID |
| | 1975-1976 | GMC JIMMY | 6.6L V8 400 CID |
| | 1975-1976 | GMC K15 | 5.7L V8 350 CID |
| | 1975-1976 | GMC K15 | 6.6L V8 400 CID |
| | 1975-1976 | GMC K15 SUBURBAN | 5.7L V8 350 CID |
| | 1975-1976 | GMC K15 SUBURBAN | 6.6L V8 400 CID |
| | 1975-1976 | GMC K25 | 5.7L V8 350 CID |
| | 1975-1976 | GMC K25 | 6.6L V8 400 CID |
| | 1975-1976 | GMC K25 SUBURBAN | 5.7L V8 350 CID |
| | 1975-1976 | GMC K25 SUBURBAN | 6.6L V8 400 CID |
| | 1975-1976 | GMC P25 | 5.7L V8 350 CID |
| | 1975-1976 | GMC P35 | 5.7L V8 350 CID |
| | 1975 | CHEVROLET BEL AIR | 6.6L V8 400 CID |
| | 1976 | CHEVROLET C10 | 6.6L V8 400 CID |
| | 1976 | CHEVROLET C20 | 6.6L V8 400 CID |
| | 1976 | CHEVROLET C20 SUBURBAN | 6.6L V8 400 CID |
| | 1976 | CHEVROLET C30 | 6.6L V8 400 CID |
| | 1976 | CHEVROLET CAMARO | 5.0L V8 305 CID |
| | 1976 | CHEVROLET CAMARO | 5.7L V8 350 CID |
| | 1976 | CHEVROLET CAPRICE | 5.7L V8 350 CID |
| | 1976 | CHEVROLET EL CAMINO | 5.0L V8 305 CID |
| | 1976 | CHEVROLET EL CAMINO | 5.7L V8 350 CID |
| | 1976 | CHEVROLET G10 | 6.6L V8 400 CID |
| | 1976 | CHEVROLET IMPALA | 5.7L V8 350 CID |
| | 1976 | CHEVROLET MALIBU | 5.0L V8 305 CID |
| | 1976 | CHEVROLET MALIBU | 5.7L V8 350 CID |
| | 1976 | CHEVROLET MONTE CARLO | 5.0L V8 305 CID |
| | 1976 | CHEVROLET MONTE CARLO | 5.7L V8 350 CID |
| | 1976 | CHEVROLET NOVA | 5.0L V8 305 CID |
| | 1976 | CHEVROLET NOVA | 5.7L V8 350 CID |
| | 1976 | CHEVROLET P30 | 6.6L V8 400 CID |
| | 1976 | GMC C15 | 6.6L V8 400 CID |
| | 1976 | GMC C25 | 6.6L V8 400 CID |
| | 1976 | GMC G15 | 6.6L V8 400 CID |
| US1109H | 1975-1976 | CHEVROLET C10 | 5.7L V8 350 CID |
| | 1975-1976 | CHEVROLET C10 SUBURBAN | 5.7L V8 350 CID |
| | 1975-1976 | CHEVROLET C20 | 5.7L V8 350 CID |
| | 1975-1976 | CHEVROLET C20 SUBURBAN | 5.7L V8 350 CID |
| | 1975-1976 | CHEVROLET C30 | 5.7L V8 350 CID |
| | 1975-1976 | CHEVROLET CAPRICE | 6.6L V8 400 CID |
| | 1975-1976 | CHEVROLET EL CAMINO | 6.6L V8 400 CID |
| | 1975-1976 | CHEVROLET G10 | 5.7L V8 350 CID |
| | 1975-1976 | CHEVROLET G20 | 5.7L V8 350 CID |
| | 1975-1976 | CHEVROLET G20 | 6.6L V8 400 CID |
| | 1975-1976 | CHEVROLET G30 | 5.7L V8 350 CID |
| | 1975-1976 | CHEVROLET G30 | 6.6L V8 400 CID |
| | 1975-1976 | CHEVROLET IMPALA | 6.6L V8 400 CID |
| | 1975-1976 | CHEVROLET K10 | 5.7L V8 350 CID |
| | 1975-1976 | CHEVROLET K10 | 6.6L V8 400 CID |
| | 1975-1976 | CHEVROLET K10 SUBURBAN | 5.7L V8 350 CID |
| | 1975-1976 | CHEVROLET K10 SUBURBAN | 6.6L V8 400 CID |
| | 1975-1976 | CHEVROLET K20 | 5.7L V8 350 CID |
| | 1975-1976 | CHEVROLET K20 | 6.6L V8 400 CID |
| | 1975-1976 | CHEVROLET K20 SUBURBAN | 5.7L V8 350 CID |
| | 1975-1976 | CHEVROLET K20 SUBURBAN | 6.6L V8 400 CID |

| USMW | Years | Application | Engine |
|-----------|----------------|------------------------|------------------------|
| US1109H | 1975-1976 | CHEVROLET K5 BLAZER | 5.7L V8 350 CID |
| | 1975-1976 | CHEVROLET K5 BLAZER | 6.6L V8 400 CID |
| | 1975-1976 | CHEVROLET MALIBU | 6.6L V8 400 CID |
| | 1975-1976 | CHEVROLET MONTE CARLO | 6.6L V8 400 CID |
| | 1975-1976 | CHEVROLET P20 | 5.7L V8 350 CID |
| | 1975-1976 | CHEVROLET P30 | 5.7L V8 350 CID |
| | 1975-1976 | GMC C15 | 5.7L V8 350 CID |
| | 1975-1976 | GMC C15 SUBURBAN | 5.7L V8 350 CID |
| | 1975-1976 | GMC C25 | 5.7L V8 350 CID |
| | 1975-1976 | GMC C25 SUBURBAN | 5.7L V8 350 CID |
| | 1975-1976 | GMC G15 | 5.7L V8 350 CID |
| | 1975-1976 | GMC G25 | 5.7L V8 350 CID |
| | 1975-1976 | GMC G25 | 6.6L V8 400 CID |
| | 1975-1976 | GMC G35 | 5.7L V8 350 CID |
| | 1975-1976 | GMC G35 | 6.6L V8 400 CID |
| | 1975-1976 | GMC JIMMY | 5.7L V8 350 CID |
| | 1975-1976 | GMC JIMMY | 6.6L V8 400 CID |
| | 1975-1976 | GMC K15 | 5.7L V8 350 CID |
| | 1975-1976 | GMC K15 | 6.6L V8 400 CID |
| | 1975-1976 | GMC K15 SUBURBAN | 5.7L V8 350 CID |
| | 1975-1976 | GMC K15 SUBURBAN | 6.6L V8 400 CID |
| | 1975-1976 | GMC K25 | 5.7L V8 350 CID |
| | 1975-1976 | GMC K25 | 6.6L V8 400 CID |
| | 1975-1976 | GMC K25 SUBURBAN | 5.7L V8 350 CID |
| | 1975-1976 | GMC K25 SUBURBAN | 6.6L V8 400 CID |
| | 1975-1976 | GMC P25 | 5.7L V8 350 CID |
| | 1975-1976 | GMC P35 | 5.7L V8 350 CID |
| | 1975 | CHEVROLET BEL AIR | 6.6L V8 400 CID |
| | 1976 | CHEVROLET C10 | 6.6L V8 400 CID |
| | 1976 | CHEVROLET C20 | 6.6L V8 400 CID |
| | 1976 | CHEVROLET C20 SUBURBAN | 6.6L V8 400 CID |
| | 1976 | CHEVROLET C30 | 6.6L V8 400 CID |
| | 1976 | CHEVROLET CAMARO | 5.0L V8 305 CID |
| | 1976 | CHEVROLET CAMARO | 5.7L V8 350 CID |
| | 1976 | CHEVROLET CAPRICE | 5.7L V8 350 CID |
| | 1976 | CHEVROLET EL CAMINO | 5.0L V8 305 CID |
| | 1976 | CHEVROLET EL CAMINO | 5.7L V8 350 CID |
| | 1976 | CHEVROLET G10 | 6.6L V8 400 CID |
| | 1976 | CHEVROLET IMPALA | 5.7L V8 350 CID |
| | 1976 | CHEVROLET MALIBU | 5.0L V8 305 CID |
| | 1976 | CHEVROLET MALIBU | 5.7L V8 350 CID |
| | 1976 | CHEVROLET MONTE CARLO | 5.0L V8 305 CID |
| | 1976 | CHEVROLET MONTE CARLO | 5.7L V8 350 CID |
| 1976 | CHEVROLET NOVA | 5.0L V8 305 CID | |
| 1976 | CHEVROLET NOVA | 5.7L V8 350 CID | |
| 1976 | CHEVROLET P30 | 6.6L V8 400 CID | |
| 1976 | GMC C15 | 6.6L V8 400 CID | |
| 1976 | GMC C25 | 6.6L V8 400 CID | |
| 1976 | GMC G15 | 6.6L V8 400 CID | |
| US1110 | 1975-1976 | CHEVROLET G10 | 4.1L L6 250 CID |
| | 1975-1976 | CHEVROLET IMPALA (MEX) | 4.1L L6 4100cc 250 CID |
| | 1975-1977 | CHEVROLET C10 | 4.1L L6 250 CID |
| | 1975-1977 | CHEVROLET C10 SUBURBAN | 4.1L L6 250 CID |
| | 1975-1977 | CHEVROLET CS1073 (MEX) | 4.1L L6 4100cc 250 CID |
| | 1975-1977 | CHEVROLET K10 | 4.1L L6 250 CID |
| | 1975-1977 | CHEVROLET K10 SUBURBAN | 4.1L L6 250 CID |
| | 1975-1977 | CHEVROLET K5 BLAZER | 4.1L L6 250 CID |
| | 1975-1977 | GMC C15 | 4.1L L6 250 CID |
| | 1975-1977 | GMC C15 SUBURBAN | 4.1L L6 250 CID |
| | 1975-1977 | GMC G15 | 4.1L L6 250 CID |
| | 1975-1977 | GMC JIMMY | 4.1L L6 250 CID |
| | 1975-1977 | GMC K15 | 4.1L L6 250 CID |
| | 1975-1977 | GMC K15 SUBURBAN | 4.1L L6 250 CID |
| | US1113 | 1976-1977 | CHEVROLET MONZA |
| 1976-1977 | | CHEVROLET VEGA | 2.3L L4 2294cc 140 CID |
| 1976-1977 | | OLDSMOBILE STARFIRE | 2.3L L4 2294cc 140 CID |
| 1976-1977 | | PONTIAC ASTRE | 2.3L L4 2294cc 140 CID |
| 1976-1977 | | PONTIAC SUNBIRD | 2.3L L4 2294cc 140 CID |
| US1114 | | 1975-1976 | FORD CUSTOM 500 |

| USMW | Years | Application | Engine | |
|-----------|---------------------------|---------------------------------|---------------------------|-----------------|
| | 1975-1976 | FORD ELITE | 7.5L V8 460 CID | |
| | 1975-1976 | FORD THUNDERBIRD | 7.5L V8 460 CID | |
| | 1975-1976 | FORD TORINO | 7.5L V8 460 CID | |
| | 1975-1976 | LINCOLN MARK IV | 7.5L V8 460 CID | |
| | 1975-1976 | MERCURY COUGAR | 7.5L V8 460 CID | |
| | 1975-1976 | MERCURY MONTEGO | 7.5L V8 460 CID | |
| | 1975-1977 | FORD RANCHERO | 7.5L V8 460 CID | |
| | 1975-1978 | FORD LTD | 7.5L V8 460 CID | |
| | 1975-1978 | LINCOLN CONTINENTAL | 7.5L V8 460 CID | |
| | 1975-1978 | MERCURY MARQUIS | 7.5L V8 460 CID | |
| | 1975-1979 | FORD F-100 | 7.5L V8 460 CID | |
| | 1975-1979 | FORD F-150 | 7.5L V8 460 CID | |
| | 1975-1980 | FORD E-250 ECONOLINE | 7.5L V8 460 CID | |
| | 1975-1991 | FORD E-250 ECONOLINE CLUB WAGON | 7.5L V8 460 CID | |
| | 1975-1992 | FORD E-350 ECONOLINE | 7.5L V8 460 CID | |
| | 1975-1992 | FORD F-250 | 7.5L V8 460 CID | |
| | 1975-1992 | FORD F-350 | 7.5L V8 460 CID | |
| | 1977-1992 | FORD E-350 ECONOLINE CLUB WAGON | 7.5L V8 460 CID | |
| | 1990-1992 | FORD F SUPER DUTY | 7.5L V8 460 CID | |
| | 1990-1992 | FORD F53 | 7.5L V8 460 CID | |
| | US1120 | 1975-1976 | BUICK SKYLARK | 4.3L V8 260 CID |
| | | 1975-1976 | OLDSMOBILE 98 | 7.5L V8 455 CID |
| | | 1975-1976 | OLDSMOBILE CUSTOM CRUISER | 7.5L V8 455 CID |
| | | 1975-1976 | OLDSMOBILE CUTLASS | 7.5L V8 455 CID |
| | | 1975-1976 | OLDSMOBILE CUTLASS SALON | 7.5L V8 455 CID |
| | | 1975-1976 | OLDSMOBILE DELTA 88 | 7.5L V8 455 CID |
| | | 1975-1976 | OLDSMOBILE TORONADO | 7.5L V8 455 CID |
| | | 1975-1976 | PONTIAC VENTURA | 4.3L V8 260 CID |
| | | 1975-1977 | BUICK SKYLARK | 5.7L V8 350 CID |
| | | 1975-1977 | OLDSMOBILE OMEGA | 4.3L V8 260 CID |
| | | 1975-1977 | PONTIAC GRAND PRIX | 6.6L V8 400 CID |
| | | 1975-1977 | PONTIAC LEMANS | 6.6L V8 400 CID |
| | | 1975-1978 | PONTIAC BONNEVILLE | 6.6L V8 400 CID |
| 1975-1978 | | PONTIAC CATALINA | 6.6L V8 400 CID | |
| 1975-1978 | | PONTIAC FIREBIRD | 5.7L V8 350 CID | |
| 1975-1978 | | PONTIAC GRAND SAFARI | 6.6L V8 400 CID | |
| 1975-1979 | | OLDSMOBILE OMEGA | 5.7L V8 350 CID | |
| 1975-1979 | | PONTIAC FIREBIRD | 6.6L V8 400 CID | |
| 1975-1979 | | PONTIAC LEMANS | 5.7L V8 350 CID | |
| 1975-1980 | | OLDSMOBILE CUTLASS SALON | 4.3L V8 260 CID | |
| 1975-1981 | | BUICK CENTURY | 5.7L V8 350 CID | |
| 1975-1981 | | OLDSMOBILE CUTLASS | 4.3L V8 260 CID | |
| 1975-1981 | | OLDSMOBILE CUTLASS | 5.7L V8 350 CID | |
| 1975-1985 | | BUICK LESABRE | 5.7L V8 350 CID | |
| 1975-1985 | | BUICK REGAL | 5.7L V8 350 CID | |
| 1975-1985 | | OLDSMOBILE CUTLASS SALON | 5.7L V8 350 CID | |
| 1975-1985 | | OLDSMOBILE DELTA 88 | 5.7L V8 350 CID | |
| 1975 | | BUICK APOLLO | 4.3L V8 260 CID | |
| 1975 | | BUICK APOLLO | 5.7L V8 350 CID | |
| 1975 | | BUICK LESABRE | 6.6L V8 400 CID | |
| 1975 | | OLDSMOBILE 98 | 6.6L V8 400 CID | |
| 1975 | | OLDSMOBILE CUSTOM CRUISER | 6.6L V8 400 CID | |
| 1975 | | OLDSMOBILE DELTA 88 | 6.6L V8 400 CID | |
| 1976-1981 | | PONTIAC CATALINA | 5.7L V8 350 CID | |
| 1976-1984 | | PONTIAC GRAND PRIX | 5.7L V8 350 CID | |
| 1976-1985 | | BUICK ELECTRA | 5.7L V8 350 CID | |
| 1976 | | OLDSMOBILE CUTLASS TIARA | 4.3L V8 260 CID | |
| 1976 | | OLDSMOBILE CUTLASS TIARA | 5.7L V8 350 CID | |
| 1976 | | OLDSMOBILE CUTLASS TIARA | 7.5L V8 455 CID | |
| 1976 | | PONTIAC LEMANS | 4.3L V8 260 CID | |
| 1977-1978 | | BUICK LESABRE | 6.6L V8 403 CID | |
| 1977-1978 | | BUICK RIVIERA | 6.6L V8 403 CID | |
| 1977-1978 | | OLDSMOBILE TORONADO | 6.6L V8 403 CID | |
| 1977-1978 | | PONTIAC GRAND SAFARI | 6.6L V8 403 CID | |
| 1977-1979 | | BUICK ELECTRA | 6.6L V8 403 CID | |
| 1977-1979 | BUICK ESTATE WAGON | 6.6L V8 403 CID | | |
| 1977-1979 | OLDSMOBILE 98 | 6.6L V8 403 CID | | |
| 1977-1979 | OLDSMOBILE CUSTOM CRUISER | 6.6L V8 403 CID | | |
| 1977-1979 | OLDSMOBILE DELTA 88 | 6.6L V8 403 CID | | |

WATER PUMPS

| USMW | Years | Application | Engine | |
|-----------|-----------|----------------------------|-----------------|-----------------|
| US1120 | 1977-1979 | PONTIAC BONNEVILLE | 6.6L V8 403 CID | |
| | 1977-1979 | PONTIAC CATALINA | 6.6L V8 403 CID | |
| | 1977-1979 | PONTIAC FIREBIRD | 6.6L V8 403 CID | |
| | 1977-1979 | PONTIAC PHOENIX | 5.7L V8 350 CID | |
| | 1977-1982 | OLDSMOBILE DELTA 88 | 4.3L V8 260 CID | |
| | 1977-1983 | BUICK ESTATE WAGON | 5.7L V8 350 CID | |
| | 1977-1984 | OLDSMOBILE 98 | 5.7L V8 350 CID | |
| | 1977-1984 | PONTIAC BONNEVILLE | 5.7L V8 350 CID | |
| | 1977-1985 | BUICK RIVIERA | 5.7L V8 350 CID | |
| | 1977-1985 | OLDSMOBILE CUSTOM CRUISER | 5.7L V8 350 CID | |
| | 1977 | BUICK CENTURY | 6.6L V8 403 CID | |
| | 1977 | OLDSMOBILE CUTLASS | 6.6L V8 403 CID | |
| | 1977 | OLDSMOBILE CUTLASS SALON | 6.6L V8 403 CID | |
| | 1977 | PONTIAC GRAND PRIX | 6.6L V8 403 CID | |
| | 1977 | PONTIAC GRAND SAFARI | 5.7L V8 350 CID | |
| | 1977 | PONTIAC LEMANS | 6.6L V8 403 CID | |
| | 1977 | PONTIAC VENTURA | 5.7L V8 350 CID | |
| | 1978-1982 | OLDSMOBILE CUTLASS CALAIS | 4.3L V8 260 CID | |
| | 1979-1984 | OLDSMOBILE CUTLASS CALAIS | 5.7L V8 350 CID | |
| | 1979-1985 | OLDSMOBILE TORONADO | 5.7L V8 350 CID | |
| | 1980-1983 | OLDSMOBILE CUTLASS CRUISER | 5.7L V8 350 CID | |
| | 1980-1984 | CADILLAC DEVILLE | 5.7L V8 350 CID | |
| | 1980-1984 | OLDSMOBILE 98 | 5.0L V8 307 CID | |
| | 1980-1985 | BUICK RIVIERA | 5.0L V8 307 CID | |
| | 1980-1985 | CADILLAC ELDORADO | 5.7L V8 350 CID | |
| | 1980-1985 | CADILLAC FLEETWOOD | 5.7L V8 350 CID | |
| | 1980-1985 | CADILLAC SEVILLE | 5.7L V8 350 CID | |
| | 1980-1985 | CHEVROLET CAPRICE | 5.7L V8 350 CID | |
| | 1980-1985 | CHEVROLET IMPALA | 5.7L V8 350 CID | |
| | 1980-1985 | OLDSMOBILE CUTLASS SUPREME | 5.7L V8 350 CID | |
| | 1980-1985 | OLDSMOBILE DELTA 88 | 5.0L V8 307 CID | |
| | 1980-1985 | OLDSMOBILE TORONADO | 5.0L V8 307 CID | |
| | 1980-1990 | OLDSMOBILE CUSTOM CRUISER | 5.0L V8 307 CID | |
| | 1981-1983 | BUICK ESTATE WAGON | 5.0L V8 307 CID | |
| | 1981-1989 | BUICK ELECTRA | 5.0L V8 307 CID | |
| | 1981-1990 | BUICK LESABRE | 5.0L V8 307 CID | |
| | 1981 | PONTIAC BONNEVILLE | 5.0L V8 307 CID | |
| | 1981 | PONTIAC CATALINA | 5.0L V8 307 CID | |
| | 1982-1983 | CHEVROLET MALIBU | 5.7L V8 350 CID | |
| | 1982-1983 | OLDSMOBILE CUTLASS CRUISER | 5.0L V8 307 CID | |
| | 1982-1983 | OLDSMOBILE CUTLASS SUPREME | 4.3L V6 260 CID | |
| | 1982-1984 | CHEVROLET MONTE CARLO | 5.7L V8 350 CID | |
| | 1982-1984 | OLDSMOBILE CUTLASS CALAIS | 5.0L V8 307 CID | |
| | 1982-1988 | OLDSMOBILE CUTLASS SUPREME | 5.0L V8 307 CID | |
| | 1983-1984 | CHEVROLET EL CAMINO | 5.7L V8 350 CID | |
| | 1983-1984 | GMC CABALLERO | 5.7L V8 350 CID | |
| | 1983-1985 | PONTIAC PARISIENNE | 5.7L V8 350 CID | |
| | 1985-1987 | OLDSMOBILE CUTLASS SALON | 5.0L V8 307 CID | |
| | 1986-1987 | BUICK REGAL | 5.0L V8 307 CID | |
| | 1986-1990 | CHEVROLET CAPRICE | 5.0L V8 307 CID | |
| | 1986 | CADILLAC FLEETWOOD | 5.0L V8 307 CID | |
| | 1986 | PONTIAC PARISIENNE | 5.0L V8 307 CID | |
| | 1987-1989 | PONTIAC SAFARI | 5.0L V8 307 CID | |
| | 1987-1990 | CADILLAC BROUGHAM | 5.0L V8 307 CID | |
| | US1120H | 1975-1976 | BUICK SKYLARK | 4.3L V8 260 CID |
| | | 1975-1976 | OLDSMOBILE 98 | 7.5L V8 455 CID |
| 1975-1976 | | OLDSMOBILE CUSTOM CRUISER | 7.5L V8 455 CID | |
| 1975-1976 | | OLDSMOBILE CUTLASS | 7.5L V8 455 CID | |
| 1975-1976 | | OLDSMOBILE CUTLASS SALON | 7.5L V8 455 CID | |
| 1975-1976 | | OLDSMOBILE DELTA 88 | 7.5L V8 455 CID | |
| 1975-1976 | | OLDSMOBILE TORONADO | 7.5L V8 455 CID | |
| 1975-1976 | | PONTIAC VENTURA | 4.3L V8 260 CID | |
| 1975-1977 | | BUICK SKYLARK | 5.7L V8 350 CID | |
| 1975-1977 | | OLDSMOBILE OMEGA | 4.3L V8 260 CID | |
| 1975-1977 | | PONTIAC GRAND PRIX | 6.6L V8 400 CID | |
| 1975-1977 | | PONTIAC LEMANS | 6.6L V8 400 CID | |
| 1975-1978 | | PONTIAC BONNEVILLE | 6.6L V8 400 CID | |
| 1975-1978 | | PONTIAC CATALINA | 6.6L V8 400 CID | |
| 1975-1978 | | PONTIAC FIREBIRD | 5.7L V8 350 CID | |

| USMW | Years | Application | Engine |
|-----------|----------------------------|-----------------|--------|
| 1975-1978 | PONTIAC GRAND SAFARI | 6.6L V8 400 CID | |
| 1975-1979 | OLDSMOBILE OMEGA | 5.7L V8 350 CID | |
| 1975-1979 | PONTIAC FIREBIRD | 6.6L V8 400 CID | |
| 1975-1979 | PONTIAC LEMANS | 5.7L V8 350 CID | |
| 1975-1980 | OLDSMOBILE CUTLASS SALON | 4.3L V8 260 CID | |
| 1975-1981 | BUICK CENTURY | 5.7L V8 350 CID | |
| 1975-1981 | OLDSMOBILE CUTLASS | 4.3L V8 260 CID | |
| 1975-1981 | OLDSMOBILE CUTLASS | 5.7L V8 350 CID | |
| 1975-1985 | BUICK LESABRE | 5.7L V8 350 CID | |
| 1975-1985 | BUICK REGAL | 5.7L V8 350 CID | |
| 1975-1985 | OLDSMOBILE CUTLASS SALON | 5.7L V8 350 CID | |
| 1975-1985 | OLDSMOBILE DELTA 88 | 5.7L V8 350 CID | |
| 1975 | BUICK APOLLO | 4.3L V8 260 CID | |
| 1975 | BUICK APOLLO | 5.7L V8 350 CID | |
| 1975 | BUICK LESABRE | 6.6L V8 400 CID | |
| 1975 | OLDSMOBILE 98 | 6.6L V8 400 CID | |
| 1975 | OLDSMOBILE CUSTOM CRUISER | 6.6L V8 400 CID | |
| 1975 | OLDSMOBILE DELTA 88 | 6.6L V8 400 CID | |
| 1976-1981 | PONTIAC CATALINA | 5.7L V8 350 CID | |
| 1976-1984 | PONTIAC GRAND PRIX | 5.7L V8 350 CID | |
| 1976-1985 | BUICK ELECTRA | 5.7L V8 350 CID | |
| 1976 | OLDSMOBILE CUTLASS TIARA | 4.3L V8 260 CID | |
| 1976 | OLDSMOBILE CUTLASS TIARA | 5.7L V8 350 CID | |
| 1976 | OLDSMOBILE CUTLASS TIARA | 7.5L V8 455 CID | |
| 1976 | PONTIAC LEMANS | 4.3L V8 260 CID | |
| 1977-1978 | BUICK LESABRE | 6.6L V8 403 CID | |
| 1977-1978 | BUICK RIVIERA | 6.6L V8 403 CID | |
| 1977-1978 | OLDSMOBILE TORONADO | 6.6L V8 403 CID | |
| 1977-1978 | PONTIAC GRAND SAFARI | 6.6L V8 403 CID | |
| 1977-1979 | BUICK ELECTRA | 6.6L V8 403 CID | |
| 1977-1979 | BUICK ESTATE WAGON | 6.6L V8 403 CID | |
| 1977-1979 | OLDSMOBILE 98 | 6.6L V8 403 CID | |
| 1977-1979 | OLDSMOBILE CUSTOM CRUISER | 6.6L V8 403 CID | |
| 1977-1979 | OLDSMOBILE DELTA 88 | 6.6L V8 403 CID | |
| 1977-1979 | PONTIAC BONNEVILLE | 6.6L V8 403 CID | |
| 1977-1979 | PONTIAC CATALINA | 6.6L V8 403 CID | |
| 1977-1979 | PONTIAC FIREBIRD | 6.6L V8 403 CID | |
| 1977-1979 | PONTIAC PHOENIX | 5.7L V8 350 CID | |
| 1977-1982 | OLDSMOBILE DELTA 88 | 4.3L V8 260 CID | |
| 1977-1983 | BUICK ESTATE WAGON | 5.7L V8 350 CID | |
| 1977-1984 | OLDSMOBILE 98 | 5.7L V8 350 CID | |
| 1977-1984 | PONTIAC BONNEVILLE | 5.7L V8 350 CID | |
| 1977-1985 | BUICK RIVIERA | 5.7L V8 350 CID | |
| 1977-1985 | OLDSMOBILE CUSTOM CRUISER | 5.7L V8 350 CID | |
| 1977 | BUICK CENTURY | 6.6L V8 403 CID | |
| 1977 | OLDSMOBILE CUTLASS | 6.6L V8 403 CID | |
| 1977 | OLDSMOBILE CUTLASS SALON | 6.6L V8 403 CID | |
| 1977 | PONTIAC GRAND PRIX | 6.6L V8 403 CID | |
| 1977 | PONTIAC GRAND SAFARI | 5.7L V8 350 CID | |
| 1977 | PONTIAC LEMANS | 6.6L V8 403 CID | |
| 1977 | PONTIAC VENTURA | 5.7L V8 350 CID | |
| 1978-1982 | OLDSMOBILE CUTLASS CALAIS | 4.3L V8 260 CID | |
| 1979-1984 | OLDSMOBILE CUTLASS CALAIS | 5.7L V8 350 CID | |
| 1979-1985 | OLDSMOBILE TORONADO | 5.7L V8 350 CID | |
| 1980-1983 | OLDSMOBILE CUTLASS CRUISER | 5.7L V8 350 CID | |
| 1980-1984 | CADILLAC DEVILLE | 5.7L V8 350 CID | |
| 1980-1984 | OLDSMOBILE 98 | 5.0L V8 307 CID | |
| 1980-1985 | BUICK RIVIERA | 5.0L V8 307 CID | |
| 1980-1985 | CADILLAC ELDORADO | 5.7L V8 350 CID | |
| 1980-1985 | CADILLAC FLEETWOOD | 5.7L V8 350 CID | |
| 1980-1985 | CADILLAC SEVILLE | 5.7L V8 350 CID | |
| 1980-1985 | CHEVROLET CAPRICE | 5.7L V8 350 CID | |
| 1980-1985 | CHEVROLET IMPALA | 5.7L V8 350 CID | |
| 1980-1985 | OLDSMOBILE CUTLASS SUPREME | 5.7L V8 350 CID | |
| 1980-1985 | OLDSMOBILE DELTA 88 | 5.0L V8 307 CID | |
| 1980-1985 | OLDSMOBILE TORONADO | 5.0L V8 307 CID | |
| 1980-1990 | OLDSMOBILE CUSTOM CRUISER | 5.0L V8 307 CID | |
| 1981-1983 | BUICK ESTATE WAGON | 5.0L V8 307 CID | |
| 1981-1989 | BUICK ELECTRA | 5.0L V8 307 CID | |

| USMW | Years | Application | Engine |
|----------------|---------------|----------------------------|-------------------------|
| US1120H | 1981-1990 | BUICK LESABRE | 5.0L V8 307 CID |
| | 1981 | PONTIAC BONNEVILLE | 5.0L V8 307 CID |
| | 1981 | PONTIAC CATALINA | 5.0L V8 307 CID |
| | 1982-1983 | CHEVROLET MALIBU | 5.7L V8 350 CID |
| | 1982-1983 | OLDSMOBILE CUTLASS CRUISER | 5.0L V8 307 CID |
| | 1982-1983 | OLDSMOBILE CUTLASS SUPREME | 4.3L V6 260 CID |
| | 1982-1984 | CHEVROLET MONTE CARLO | 5.7L V8 350 CID |
| | 1982-1984 | OLDSMOBILE CUTLASS CALAIS | 5.0L V8 307 CID |
| | 1982-1988 | OLDSMOBILE CUTLASS SUPREME | 5.0L V8 307 CID |
| | 1983-1984 | CHEVROLET EL CAMINO | 5.7L V8 350 CID |
| | 1983-1984 | GMC CABALLERO | 5.7L V8 350 CID |
| | 1983-1985 | PONTIAC PARISIENNE | 5.7L V8 350 CID |
| | 1985-1987 | OLDSMOBILE CUTLASS SALON | 5.0L V8 307 CID |
| | 1986-1987 | BUICK REGAL | 5.0L V8 307 CID |
| | 1986-1990 | CHEVROLET CAPRICE | 5.0L V8 307 CID |
| | 1986 | CADILLAC FLEETWOOD | 5.0L V8 307 CID |
| | 1986 | PONTIAC PARISIENNE | 5.0L V8 307 CID |
| | 1987-1989 | PONTIAC SAFARI | 5.0L V8 307 CID |
| | 1987-1990 | CADILLAC BROUGHAM | 5.0L V8 307 CID |
| | US1121 | 1977-1978 | CHEVROLET CS31003 (MEX) |
| 1977-1978 | | GMC C15 | 5.0L V8 305 CID |
| 1977-1978 | | GMC C15 | 5.7L V8 350 CID |
| 1977-1978 | | GMC C15 SUBURBAN | 5.0L V8 305 CID |
| 1977-1978 | | GMC C15 SUBURBAN | 5.7L V8 350 CID |
| 1977-1978 | | GMC C25 | 5.0L V8 305 CID |
| 1977-1978 | | GMC C25 | 5.7L V8 350 CID |
| 1977-1978 | | GMC C25 | 6.6L V8 400 CID |
| 1977-1978 | | GMC C25 SUBURBAN | 5.0L V8 305 CID |
| 1977-1978 | | GMC C25 SUBURBAN | 5.7L V8 350 CID |
| 1977-1978 | | GMC G15 | 5.0L V8 305 CID |
| 1977-1978 | | GMC G15 | 5.7L V8 350 CID |
| 1977-1978 | | GMC G25 | 5.0L V8 305 CID |
| 1977-1978 | | GMC G25 | 5.7L V8 350 CID |
| 1977-1978 | | GMC G25 | 6.6L V8 400 CID |
| 1977-1978 | | GMC G35 | 5.7L V8 350 CID |
| 1977-1978 | | GMC G35 | 6.6L V8 400 CID |
| 1977-1978 | | GMC K15 | 5.0L V8 305 CID |
| 1977-1978 | | GMC K15 | 5.7L V8 350 CID |
| 1977-1978 | | GMC K15 | 6.6L V8 400 CID |
| 1977-1978 | | GMC K15 SUBURBAN | 5.0L V8 305 CID |
| 1977-1978 | | GMC K15 SUBURBAN | 5.7L V8 350 CID |
| 1977-1978 | | GMC K15 SUBURBAN | 6.6L V8 400 CID |
| 1977-1978 | | GMC K25 | 5.0L V8 305 CID |
| 1977-1978 | | GMC K25 | 5.7L V8 350 CID |
| 1977-1978 | | GMC K25 | 6.6L V8 400 CID |
| 1977-1978 | | GMC K25 SUBURBAN | 5.0L V8 305 CID |
| 1977-1978 | | GMC K25 SUBURBAN | 5.7L V8 350 CID |
| 1977-1978 | | GMC K25 SUBURBAN | 6.6L V8 400 CID |
| 1977-1978 | | GMC K35 | 5.7L V8 350 CID |
| 1977-1978 | | GMC K35 | 6.6L V8 400 CID |
| 1977-1978 | | GMC P25 | 5.7L V8 350 CID |
| 1977-1978 | | GMC P35 | 5.7L V8 350 CID |
| 1977-1978 | | PONTIAC PHOENIX | 5.0L V8 305 CID |
| 1977-1978 | | PONTIAC PHOENIX | 5.7L V8 350 CID |
| 1977-1979 | | BUICK SKYLARK | 5.0L V8 305 CID |
| 1977-1979 | | CHEVROLET C30 | 6.6L V8 400 CID |
| 1977-1979 | | CHEVROLET EL CAMINO | 5.7L V8 350 CID |
| 1977-1979 | | CHEVROLET K10 SUBURBAN | 6.6L V8 400 CID |
| 1977-1979 | | CHEVROLET K5 BLAZER | 6.6L V8 400 CID |
| 1977-1979 | | CHEVROLET NOVA | 5.0L V8 305 CID |
| 1977-1979 | | CHEVROLET NOVA | 5.7L V8 350 CID |
| 1977-1979 | | GMC JIMMY | 6.6L V8 400 CID |
| 1977-1980 | | BUICK CENTURY | 5.0L V8 305 CID |
| 1977-1980 | | BUICK REGAL | 5.0L V8 305 CID |
| 1977-1980 | | CHEVROLET C10 | 6.6L V8 400 CID |
| 1977-1980 | | CHEVROLET C20 | 6.6L V8 400 CID |
| 1977-1980 | | CHEVROLET C20 SUBURBAN | 6.6L V8 400 CID |
| 1977-1980 | | CHEVROLET CAPRICE | 5.7L V8 350 CID |
| 1977-1980 | | CHEVROLET G20 | 6.6L V8 400 CID |

| USMW | Years | Application | Engine |
|------|-----------|------------------------|-----------------|
| | 1977-1980 | CHEVROLET G30 | 6.6L V8 400 CID |
| | 1977-1980 | CHEVROLET K10 | 6.6L V8 400 CID |
| | 1977-1980 | CHEVROLET K20 | 6.6L V8 400 CID |
| | 1977-1980 | CHEVROLET K20 SUBURBAN | 6.6L V8 400 CID |
| | 1977-1980 | CHEVROLET K30 | 6.6L V8 400 CID |
| | 1977-1980 | PONTIAC LEMANS | 5.0L V8 305 CID |
| | 1977-1981 | CHEVROLET MALIBU | 5.7L V8 350 CID |
| | 1977-1983 | CHEVROLET MALIBU | 5.0L V8 305 CID |
| | 1977-1985 | CHEVROLET IMPALA | 5.0L V8 305 CID |
| | 1977-1985 | CHEVROLET IMPALA | 5.7L V8 350 CID |
| | 1977-1985 | CHEVROLET K20 | 5.0L V8 305 CID |
| | 1977-1986 | CHEVROLET C10 | 5.0L V8 305 CID |
| | 1977-1986 | CHEVROLET C10 | 5.7L V8 350 CID |
| | 1977-1986 | CHEVROLET C10 SUBURBAN | 5.0L V8 305 CID |
| | 1977-1986 | CHEVROLET C10 SUBURBAN | 5.7L V8 350 CID |
| | 1977-1986 | CHEVROLET C20 | 5.0L V8 305 CID |
| | 1977-1986 | CHEVROLET C20 SUBURBAN | 5.0L V8 305 CID |
| | 1977-1986 | CHEVROLET C20 SUBURBAN | 5.7L V8 350 CID |
| | 1977-1986 | CHEVROLET C30 | 5.7L V8 350 CID |
| | 1977-1986 | CHEVROLET G10 | 5.0L V8 305 CID |
| | 1977-1986 | CHEVROLET G10 | 5.7L V8 350 CID |
| | 1977-1986 | CHEVROLET G20 | 5.0L V8 305 CID |
| | 1977-1986 | CHEVROLET G20 | 5.7L V8 350 CID |
| | 1977-1986 | CHEVROLET K10 | 5.0L V8 305 CID |
| | 1977-1986 | CHEVROLET K10 | 5.7L V8 350 CID |
| | 1977-1986 | CHEVROLET K10 SUBURBAN | 5.0L V8 305 CID |
| | 1977-1986 | CHEVROLET K10 SUBURBAN | 5.7L V8 350 CID |
| | 1977-1986 | CHEVROLET K20 | 5.7L V8 350 CID |
| | 1977-1986 | CHEVROLET K20 SUBURBAN | 5.0L V8 305 CID |
| | 1977-1986 | CHEVROLET K20 SUBURBAN | 5.7L V8 350 CID |
| | 1977-1986 | CHEVROLET K30 | 5.7L V8 350 CID |
| | 1977-1986 | CHEVROLET K5 BLAZER | 5.0L V8 305 CID |
| | 1977-1986 | CHEVROLET K5 BLAZER | 5.7L V8 350 CID |
| | 1977-1987 | CHEVROLET CAMARO | 5.0L V8 305 CID |
| | 1977-1987 | CHEVROLET CAMARO | 5.7L V8 350 CID |
| | 1977-1987 | CHEVROLET EL CAMINO | 5.0L V8 305 CID |
| | 1977-1987 | GMC JIMMY | 5.0L V8 305 CID |
| | 1977-1987 | PONTIAC FIREBIRD | 5.0L V8 305 CID |
| | 1977-1988 | CHEVROLET CAPRICE | 5.0L V8 305 CID |
| | 1977-1988 | CHEVROLET G30 | 5.7L V8 350 CID |
| | 1977-1988 | CHEVROLET MONTE CARLO | 5.0L V8 305 CID |
| | 1977-1988 | GMC JIMMY | 5.7L V8 350 CID |
| | 1977-1989 | CHEVROLET P20 | 5.7L V8 350 CID |
| | 1977-1996 | CHEVROLET P30 | 5.7L V8 350 CID |
| | 1977 | CHEVROLET MONTE CARLO | 5.7L V8 350 CID |
| | 1977 | GMC SPRINT | 5.0L V8 305 CID |
| | 1977 | GMC SPRINT | 5.7L V8 350 CID |
| | 1977 | PONTIAC VENTURA | 5.0L V8 305 CID |
| | 1978-1979 | BUICK SKYLARK | 5.7L V8 350 CID |
| | 1978-1979 | CHEVROLET C30 | 5.0L V8 305 CID |
| | 1978-1979 | CHEVROLET EL CAMINO | 3.3L V6 200 CID |
| | 1978-1979 | CHEVROLET MALIBU | 3.3L V6 200 CID |
| | 1978-1979 | CHEVROLET MONTE CARLO | 3.3L V6 200 CID |
| | 1978-1979 | GMC CABALLERO | 3.3L V6 200 CID |
| | 1978-1979 | GMC CABALLERO | 5.7L V8 350 CID |
| | 1978-1980 | PONTIAC GRAND AM | 5.0L V8 305 CID |
| | 1978-1985 | CHEVROLET G30 | 5.0L V8 305 CID |
| | 1978-1987 | GMC CABALLERO | 5.0L V8 305 CID |
| | 1978-1987 | PONTIAC GRAND PRIX | 5.0L V8 305 CID |
| | 1978 | BUICK LESABRE | 5.0L V8 305 CID |
| | 1978 | GMC C15 | 6.6L V8 400 CID |
| | 1978 | GMC C25 SUBURBAN | 6.6L V8 400 CID |
| | 1978 | PONTIAC SUNBIRD | 5.0L V8 305 CID |
| | 1979-1980 | GMC C1500 | 6.6L V8 400 CID |
| | 1979-1980 | GMC G2500 | 6.6L V8 400 CID |
| | 1979-1980 | GMC G3500 | 6.6L V8 400 CID |
| | 1979-1980 | GMC K1500 | 6.6L V8 400 CID |
| | 1979-1980 | GMC K2500 | 6.6L V8 400 CID |

WATER PUMPS

| USMW | Years | Application | Engine |
|--------|-----------|-----------------------------|-----------------|
| US1121 | 1979-1980 | GMC K2500 SUBURBAN | 6.6L V8 400 CID |
| | 1979-1980 | GMC K3500 | 6.6L V8 400 CID |
| | 1979-1981 | CHEVROLET MALIBU (MEX) | 5.7L V8 350 CID |
| | 1979-1985 | CHEVROLET C30 (MEX) | 5.7L V8 350 CID |
| | 1979-1985 | GMC K1500 SUBURBAN | 5.0L V8 305 CID |
| | 1979-1986 | GMC C1500 | 5.0L V8 305 CID |
| | 1979-1986 | GMC C1500 | 5.7L V8 350 CID |
| | 1979-1986 | GMC C1500 SUBURBAN | 5.0L V8 305 CID |
| | 1979-1986 | GMC C1500 SUBURBAN | 5.7L V8 350 CID |
| | 1979-1986 | GMC C2500 | 5.0L V8 305 CID |
| | 1979-1986 | GMC C2500 | 5.7L V8 350 CID |
| | 1979-1986 | GMC C2500 SUBURBAN | 5.7L V8 350 CID |
| | 1979-1986 | GMC G1500 | 5.0L V8 305 CID |
| | 1979-1986 | GMC G1500 | 5.7L V8 350 CID |
| | 1979-1986 | GMC G2500 | 5.0L V8 305 CID |
| | 1979-1986 | GMC G2500 | 5.7L V8 350 CID |
| | 1979-1986 | GMC K1500 | 5.0L V8 305 CID |
| | 1979-1986 | GMC K1500 | 5.7L V8 350 CID |
| | 1979-1986 | GMC K1500 SUBURBAN | 5.7L V8 350 CID |
| | 1979-1986 | GMC K2500 | 5.7L V8 350 CID |
| | 1979-1986 | GMC K2500 SUBURBAN | 5.7L V8 350 CID |
| | 1979-1986 | GMC K3500 | 5.7L V8 350 CID |
| | 1979-1987 | PONTIAC FIREBIRD | 5.7L V8 350 CID |
| | 1979-1988 | GMC G3500 | 5.7L V8 350 CID |
| | 1979-1989 | GMC P2500 | 5.7L V8 350 CID |
| | 1979-1995 | GMC P3500 | 5.7L V8 350 CID |
| | 1979 | GMC C2500 | 6.6L V8 400 CID |
| | 1979 | GMC G1500 | 6.6L V8 400 CID |
| | 1979 | GMC K1500 SUBURBAN | 6.6L V8 400 CID |
| | 1980-1981 | CHEVROLET CAMARO | 3.8L V6 229 CID |
| | 1980-1981 | CHEVROLET CAMARO | 4.4L V8 267 CID |
| | 1980-1982 | CHEVROLET CAPRICE | 4.4L V8 267 CID |
| | 1980-1982 | CHEVROLET EL CAMINO | 4.4L V8 267 CID |
| | 1980-1982 | CHEVROLET IMPALA | 4.4L V8 267 CID |
| | 1980-1982 | CHEVROLET MALIBU | 4.4L V8 267 CID |
| | 1980-1982 | CHEVROLET MONTE CARLO | 4.4L V8 267 CID |
| | 1980-1982 | GMC CABALLERO | 4.4L V8 267 CID |
| | 1980-1982 | OLDSMOBILE CUTLASS CRUISER | 5.0L V8 305 CID |
| | 1980-1983 | CHEVROLET MALIBU | 3.8L V6 229 CID |
| | 1980-1984 | CHEVROLET CAPRICE | 3.8L V6 229 CID |
| | 1980-1984 | CHEVROLET EL CAMINO | 3.8L V6 229 CID |
| | 1980-1984 | CHEVROLET IMPALA | 3.8L V6 229 CID |
| | 1980-1984 | CHEVROLET MONTE CARLO | 3.8L V6 229 CID |
| | 1980-1984 | GMC CABALLERO | 3.8L V6 229 CID |
| | 1980-1986 | GMC C3500 | 5.7L V8 350 CID |
| | 1980-1988 | GMC C3500 (MEX) | 5.7L V8 350 CID |
| | 1980 | GMC C2500 SUBURBAN | 6.6L V8 400 CID |
| | 1980 | OLDSMOBILE CUTLASS | 5.0L V8 305 CID |
| | 1980 | OLDSMOBILE CUTLASS CALAIS | 5.0L V8 305 CID |
| | 1980 | OLDSMOBILE CUTLASS SALON | 5.0L V8 305 CID |
| | 1980 | OLDSMOBILE CUTLASS SUPREME | 5.0L V8 305 CID |
| | 1980 | PONTIAC GRAND LEMANS | 3.8L V6 229 CID |
| | 1980 | PONTIAC GRAND LEMANS | 5.0L V8 305 CID |
| | 1980 | PONTIAC LEMANS | 3.8L V6 229 CID |
| | 1981-1987 | CHEVROLET C10 (MEX) | 5.7L V8 350 CID |
| | 1981-1988 | GMC C1500 (MEX) | 5.7L V8 350 CID |
| | 1981 | CHEVROLET CAPRICE (MEX) | 5.7L V8 350 CID |
| | 1981 | GMC G3500 | 5.0L V8 305 CID |
| | 1982-1983 | CHEVROLET MONTE CARLO (MEX) | 5.7L V8 350 CID |
| | 1982-1986 | GMC C2500 SUBURBAN | 5.0L V8 305 CID |
| | 1982 | CHEVROLET CAPRICE (MEX) | 5.7L V8 350 CID |
| | 1983-1986 | PONTIAC BONNEVILLE | 5.0L V8 305 CID |
| | 1983-1986 | PONTIAC PARISIENNE | 5.0L V8 305 CID |
| | 1985-1986 | CHEVROLET ASTRO | 4.3L V6 262 CID |
| | 1985-1986 | CHEVROLET C10 | 4.3L V6 262 CID |
| | 1985-1986 | CHEVROLET C20 | 4.3L V6 262 CID |
| | 1985-1986 | CHEVROLET G10 | 4.3L V6 262 CID |
| | 1985-1986 | CHEVROLET G20 | 4.3L V6 262 CID |
| | 1985-1986 | CHEVROLET G30 | 4.3L V6 262 CID |

| USMW | Years | Application | Engine |
|---------|-----------|--------------------------|------------------------|
| | 1985-1986 | CHEVROLET K10 | 4.3L V6 262 CID |
| | 1985-1986 | GMC C1500 | 4.3L V6 262 CID |
| | 1985-1986 | GMC C2500 | 4.3L V6 262 CID |
| | 1985-1986 | GMC G1500 | 4.3L V6 262 CID |
| | 1985-1986 | GMC G2500 | 4.3L V6 262 CID |
| | 1985-1986 | GMC G3500 | 4.3L V6 262 CID |
| | 1985-1986 | GMC K1500 | 4.3L V6 262 CID |
| | 1985-1986 | GMC SAFARI | 4.3L V6 262 CID |
| | 1985-1986 | PONTIAC PARISIENNE | 4.3L V6 262 CID |
| | 1985-1987 | CHEVROLET C20 (MEX) | 5.7L V8 350 CID |
| | 1985-1987 | CHEVROLET EL CAMINO | 4.3L V6 262 CID |
| | 1985-1987 | GMC CABALLERO | 4.3L V6 262 CID |
| | 1985-1988 | CHEVROLET CAPRICE | 4.3L V6 262 CID |
| | 1985-1988 | CHEVROLET MONTE CARLO | 4.3L V6 262 CID |
| | 1985-1988 | GMC C2500 (MEX) | 5.7L V8 350 CID |
| | 1985 | CHEVROLET IMPALA | 4.3L V6 262 CID |
| | 1985 | CHEVROLET K20 | 4.3L V6 262 CID |
| | 1985 | GMC K2500 | 4.3L V6 262 CID |
| | 1986-1987 | CHEVROLET MICROBUS (MEX) | 5.7L V8 350 CID |
| | 1986-1987 | PONTIAC GRAND PRIX | 4.3L V6 262 CID |
| | 1986 | GMC C3500 | 5.0L V8 305 CID |
| | 1986 | PONTIAC BONNEVILLE | 4.3L V6 262 CID |
| | 1987-1988 | CHEVROLET BLAZER | 5.7L V8 350 CID |
| | 1987-1988 | CHEVROLET R20 | 5.7L V8 350 CID |
| | 1987-1988 | CHEVROLET R30 | 5.7L V8 350 CID |
| | 1987-1988 | CHEVROLET V30 | 5.7L V8 350 CID |
| | 1987-1988 | GMC R1500 SUBURBAN | 5.7L V8 350 CID |
| | 1987-1988 | GMC R2500 SUBURBAN | 5.7L V8 350 CID |
| | 1987-1988 | GMC V1500 SUBURBAN | 5.7L V8 350 CID |
| | 1987-1988 | GMC V2500 SUBURBAN | 5.7L V8 350 CID |
| | 1987-1989 | GMC R2500 | 5.7L V8 350 CID |
| | 1987-1991 | GMC R3500 | 5.7L V8 350 CID |
| | 1987-1991 | GMC V3500 | 5.7L V8 350 CID |
| | 1987 | CHEVROLET BLAZER | 5.0L V8 305 CID |
| | 1987 | CHEVROLET C35 (MEX) | 5.7L V8 350 CID |
| | 1987 | CHEVROLET R10 | 4.3L V6 262 CID |
| | 1987 | CHEVROLET R10 | 5.0L V8 305 CID |
| | 1987 | CHEVROLET R10 | 5.7L V8 350 CID |
| | 1987 | CHEVROLET R10 SUBURBAN | 5.0L V8 305 CID |
| | 1987 | CHEVROLET R20 | 4.3L V6 262 CID |
| | 1987 | CHEVROLET R20 | 5.0L V8 305 CID |
| | 1987 | CHEVROLET V10 | 4.3L V6 262 CID |
| | 1987 | CHEVROLET V10 | 5.0L V8 305 CID |
| | 1987 | CHEVROLET V10 | 5.7L V8 350 CID |
| | 1987 | CHEVROLET V20 | 5.7L V8 350 CID |
| | 1987 | CHEVROLET V20 SUBURBAN | 5.7L V8 350 CID |
| | 1987 | GMC R1500 | 4.3L V6 262 CID |
| | 1987 | GMC R1500 | 5.0L V8 305 CID |
| | 1987 | GMC R1500 | 5.7L V8 350 CID |
| | 1987 | GMC R1500 SUBURBAN | 5.0L V8 305 CID |
| | 1987 | GMC R2500 | 4.3L V6 262 CID |
| | 1987 | GMC R2500 | 5.0L V8 305 CID |
| | 1987 | GMC V1500 | 4.3L V6 262 CID |
| | 1987 | GMC V1500 | 5.0L V8 305 CID |
| | 1987 | GMC V1500 | 5.7L V8 350 CID |
| | 1987 | GMC V2500 | 5.7L V8 350 CID |
| | 1989-1991 | CHEVROLET R3500 | 5.7L V8 350 CID |
| | 1989-1991 | CHEVROLET V3500 | 5.7L V8 350 CID |
| | 1989 | CHEVROLET R2500 | 5.7L V8 350 CID |
| | 1990-1995 | CHEVROLET P30 | 4.3L V6 262 CID |
| | 1990-1995 | GMC P3500 | 4.3L V6 262 CID |
| | 1991-1995 | CHEVROLET P31 VAN (MEX) | 5.7L V8 5737cc 350 CID |
| US1121H | 1977-1978 | GMC C15 | 5.0L V8 305 CID |
| | 1977-1978 | GMC C15 | 5.7L V8 350 CID |
| | 1977-1978 | GMC C15 SUBURBAN | 5.0L V8 305 CID |
| | 1977-1978 | GMC C15 SUBURBAN | 5.7L V8 350 CID |
| | 1977-1978 | GMC C25 | 5.0L V8 305 CID |
| | 1977-1978 | GMC C25 | 5.7L V8 350 CID |
| | 1977-1978 | GMC C25 | 6.6L V8 400 CID |

| USMW | Years | Application | Engine |
|---------|-----------|------------------------|-----------------|
| US1121H | 1977-1978 | GMC C25 SUBURBAN | 5.0L V8 305 CID |
| | 1977-1978 | GMC C25 SUBURBAN | 5.7L V8 350 CID |
| | 1977-1978 | GMC G15 | 5.0L V8 305 CID |
| | 1977-1978 | GMC G15 | 5.7L V8 350 CID |
| | 1977-1978 | GMC G25 | 5.0L V8 305 CID |
| | 1977-1978 | GMC G25 | 5.7L V8 350 CID |
| | 1977-1978 | GMC G25 | 6.6L V8 400 CID |
| | 1977-1978 | GMC G35 | 5.7L V8 350 CID |
| | 1977-1978 | GMC G35 | 6.6L V8 400 CID |
| | 1977-1978 | GMC K15 | 5.0L V8 305 CID |
| | 1977-1978 | GMC K15 | 5.7L V8 350 CID |
| | 1977-1978 | GMC K15 | 6.6L V8 400 CID |
| | 1977-1978 | GMC K15 SUBURBAN | 5.0L V8 305 CID |
| | 1977-1978 | GMC K15 SUBURBAN | 5.7L V8 350 CID |
| | 1977-1978 | GMC K15 SUBURBAN | 6.6L V8 400 CID |
| | 1977-1978 | GMC K25 | 5.0L V8 305 CID |
| | 1977-1978 | GMC K25 | 5.7L V8 350 CID |
| | 1977-1978 | GMC K25 | 6.6L V8 400 CID |
| | 1977-1978 | GMC K25 SUBURBAN | 5.0L V8 305 CID |
| | 1977-1978 | GMC K25 SUBURBAN | 5.7L V8 350 CID |
| | 1977-1978 | GMC K25 SUBURBAN | 6.6L V8 400 CID |
| | 1977-1978 | GMC K35 | 5.7L V8 350 CID |
| | 1977-1978 | GMC K35 | 6.6L V8 400 CID |
| | 1977-1978 | GMC P25 | 5.7L V8 350 CID |
| | 1977-1978 | GMC P35 | 5.7L V8 350 CID |
| | 1977-1979 | BUICK SKYLARK | 5.0L V8 305 CID |
| | 1977-1979 | CHEVROLET C30 | 6.6L V8 400 CID |
| | 1977-1979 | CHEVROLET EL CAMINO | 5.7L V8 350 CID |
| | 1977-1979 | CHEVROLET K10 SUBURBAN | 6.6L V8 400 CID |
| | 1977-1979 | CHEVROLET K5 BLAZER | 6.6L V8 400 CID |
| | 1977-1979 | CHEVROLET NOVA | 5.0L V8 305 CID |
| | 1977-1979 | CHEVROLET NOVA | 5.7L V8 350 CID |
| | 1977-1979 | CHEVROLET P20 | 5.7L V8 350 CID |
| | 1977-1979 | GMC JIMMY | 6.6L V8 400 CID |
| | 1977-1979 | PONTIAC LEMANS | 5.7L V8 350 CID |
| | 1977-1979 | PONTIAC PHOENIX | 5.0L V8 305 CID |
| | 1977-1979 | PONTIAC PHOENIX | 5.7L V8 350 CID |
| | 1977-1980 | BUICK CENTURY | 5.0L V8 305 CID |
| | 1977-1980 | BUICK REGAL | 5.0L V8 305 CID |
| | 1977-1980 | CHEVROLET C10 | 6.6L V8 400 CID |
| | 1977-1980 | CHEVROLET C20 | 6.6L V8 400 CID |
| | 1977-1980 | CHEVROLET C20 SUBURBAN | 6.6L V8 400 CID |
| | 1977-1980 | CHEVROLET CAPRICE | 5.7L V8 350 CID |
| | 1977-1980 | CHEVROLET G20 | 6.6L V8 400 CID |
| | 1977-1980 | CHEVROLET G30 | 6.6L V8 400 CID |
| | 1977-1980 | CHEVROLET K10 | 6.6L V8 400 CID |
| | 1977-1980 | CHEVROLET K20 | 6.6L V8 400 CID |
| | 1977-1980 | CHEVROLET K20 SUBURBAN | 6.6L V8 400 CID |
| | 1977-1980 | CHEVROLET K30 | 6.6L V8 400 CID |
| | 1977-1980 | PONTIAC LEMANS | 5.0L V8 305 CID |
| | 1977-1981 | CHEVROLET MALIBU | 5.7L V8 350 CID |
| | 1977-1983 | CHEVROLET MALIBU | 5.0L V8 305 CID |
| | 1977-1985 | CHEVROLET IMPALA | 5.0L V8 305 CID |
| | 1977-1985 | CHEVROLET IMPALA | 5.7L V8 350 CID |
| | 1977-1985 | CHEVROLET K20 | 5.0L V8 305 CID |
| | 1977-1986 | CHEVROLET C10 | 5.0L V8 305 CID |
| | 1977-1986 | CHEVROLET C10 | 5.7L V8 350 CID |
| | 1977-1986 | CHEVROLET C10 SUBURBAN | 5.0L V8 305 CID |
| | 1977-1986 | CHEVROLET C10 SUBURBAN | 5.7L V8 350 CID |
| | 1977-1986 | CHEVROLET C20 | 5.0L V8 305 CID |
| | 1977-1986 | CHEVROLET C20 | 5.7L V8 350 CID |
| | 1977-1986 | CHEVROLET C20 SUBURBAN | 5.0L V8 305 CID |
| | 1977-1986 | CHEVROLET C20 SUBURBAN | 5.7L V8 350 CID |
| | 1977-1986 | CHEVROLET C30 | 5.7L V8 350 CID |
| | 1977-1986 | CHEVROLET G10 | 5.0L V8 305 CID |
| | 1977-1986 | CHEVROLET G10 | 5.7L V8 350 CID |
| | 1977-1986 | CHEVROLET G20 | 5.0L V8 305 CID |
| | 1977-1986 | CHEVROLET G20 | 5.7L V8 350 CID |
| | 1977-1986 | CHEVROLET K10 | 5.0L V8 305 CID |

| USMW | Years | Application | Engine |
|------|-----------|------------------------|-----------------|
| | 1977-1986 | CHEVROLET K10 | 5.7L V8 350 CID |
| | 1977-1986 | CHEVROLET K10 SUBURBAN | 5.0L V8 305 CID |
| | 1977-1986 | CHEVROLET K10 SUBURBAN | 5.7L V8 350 CID |
| | 1977-1986 | CHEVROLET K20 | 5.7L V8 350 CID |
| | 1977-1986 | CHEVROLET K20 SUBURBAN | 5.0L V8 305 CID |
| | 1977-1986 | CHEVROLET K20 SUBURBAN | 5.7L V8 350 CID |
| | 1977-1986 | CHEVROLET K30 | 5.7L V8 350 CID |
| | 1977-1986 | CHEVROLET K5 BLAZER | 5.0L V8 305 CID |
| | 1977-1986 | CHEVROLET K5 BLAZER | 5.7L V8 350 CID |
| | 1977-1987 | CHEVROLET CAMARO | 5.0L V8 305 CID |
| | 1977-1987 | CHEVROLET CAMARO | 5.7L V8 350 CID |
| | 1977-1987 | CHEVROLET EL CAMINO | 5.0L V8 305 CID |
| | 1977-1987 | GMC JIMMY | 5.0L V8 305 CID |
| | 1977-1987 | PONTIAC FIREBIRD | 5.0L V8 305 CID |
| | 1977-1987 | PONTIAC FIREBIRD | 5.7L V8 350 CID |
| | 1977-1988 | CHEVROLET CAPRICE | 5.0L V8 305 CID |
| | 1977-1988 | CHEVROLET G30 | 5.7L V8 350 CID |
| | 1977-1988 | CHEVROLET MONTE CARLO | 5.0L V8 305 CID |
| | 1977-1988 | GMC JIMMY | 5.7L V8 350 CID |
| | 1977-1996 | CHEVROLET P30 | 5.7L V8 350 CID |
| | 1977 | CHEVROLET MONTE CARLO | 5.7L V8 350 CID |
| | 1977 | GMC SPRINT | 5.0L V8 305 CID |
| | 1977 | GMC SPRINT | 5.7L V8 350 CID |
| | 1977 | PONTIAC GRAND PRIX | 5.7L V8 350 CID |
| | 1977 | PONTIAC VENTURA | 5.0L V8 305 CID |
| | 1977 | PONTIAC VENTURA | 5.7L V8 350 CID |
| | 1978-1979 | CHEVROLET C30 | 5.0L V8 305 CID |
| | 1978-1979 | CHEVROLET EL CAMINO | 3.3L V6 200 CID |
| | 1978-1979 | CHEVROLET MALIBU | 3.3L V6 200 CID |
| | 1978-1979 | CHEVROLET MONTE CARLO | 3.3L V6 200 CID |
| | 1978-1979 | GMC CABALLERO | 3.3L V6 200 CID |
| | 1978-1979 | GMC CABALLERO | 5.7L V8 350 CID |
| | 1978-1979 | PONTIAC SUNBIRD | 5.0L V8 305 CID |
| | 1978-1980 | PONTIAC GRAND AM | 5.0L V8 305 CID |
| | 1978-1985 | CHEVROLET G30 | 5.0L V8 305 CID |
| | 1978-1987 | GMC CABALLERO | 5.0L V8 305 CID |
| | 1978-1987 | PONTIAC GRAND PRIX | 5.0L V8 305 CID |
| | 1978 | BUICK LESABRE | 5.0L V8 305 CID |
| | 1978 | GMC C15 | 6.6L V8 400 CID |
| | 1978 | GMC C25 SUBURBAN | 6.6L V8 400 CID |
| | 1979-1980 | GMC C1500 | 6.6L V8 400 CID |
| | 1979-1980 | GMC G2500 | 6.6L V8 400 CID |
| | 1979-1980 | GMC G3500 | 6.6L V8 400 CID |
| | 1979-1980 | GMC K1500 | 6.6L V8 400 CID |
| | 1979-1980 | GMC K2500 | 6.6L V8 400 CID |
| | 1979-1980 | GMC K2500 SUBURBAN | 6.6L V8 400 CID |
| | 1979-1980 | GMC K3500 | 6.6L V8 400 CID |
| | 1979-1985 | GMC K1500 SUBURBAN | 5.0L V8 305 CID |
| | 1979-1986 | GMC C1500 | 5.0L V8 305 CID |
| | 1979-1986 | GMC C1500 | 5.7L V8 350 CID |
| | 1979-1986 | GMC C1500 SUBURBAN | 5.0L V8 305 CID |
| | 1979-1986 | GMC C1500 SUBURBAN | 5.7L V8 350 CID |
| | 1979-1986 | GMC C2500 | 5.0L V8 305 CID |
| | 1979-1986 | GMC C2500 | 5.7L V8 350 CID |
| | 1979-1986 | GMC C2500 SUBURBAN | 5.7L V8 350 CID |
| | 1979-1986 | GMC G1500 | 5.0L V8 305 CID |
| | 1979-1986 | GMC G1500 | 5.7L V8 350 CID |
| | 1979-1986 | GMC G2500 | 5.0L V8 305 CID |
| | 1979-1986 | GMC G2500 | 5.7L V8 350 CID |
| | 1979-1986 | GMC K1500 | 5.0L V8 305 CID |
| | 1979-1986 | GMC K1500 | 5.7L V8 350 CID |
| | 1979-1986 | GMC K1500 SUBURBAN | 5.7L V8 350 CID |
| | 1979-1986 | GMC K2500 | 5.7L V8 350 CID |
| | 1979-1986 | GMC K2500 SUBURBAN | 5.7L V8 350 CID |
| | 1979-1986 | GMC K3500 | 5.7L V8 350 CID |
| | 1979-1988 | GMC G3500 | 5.7L V8 350 CID |
| | 1979-1995 | GMC P3500 | 5.7L V8 350 CID |
| | 1979 | BUICK CENTURY | 5.7L V8 350 CID |
| | 1979 | BUICK SKYLARK | 5.7L V8 350 CID |

WATER PUMPS

| USMW | Years | Application | Engine |
|---------|-----------|----------------------------|-----------------|
| US1121H | 1979 | GMC C2500 | 6.6L V8 400 CID |
| | 1979 | GMC G1500 | 6.6L V8 400 CID |
| | 1979 | GMC K1500 SUBURBAN | 6.6L V8 400 CID |
| | 1979 | GMC P2500 | 5.7L V8 350 CID |
| | 1980-1981 | CHEVROLET CAMARO | 3.8L V6 229 CID |
| | 1980-1981 | CHEVROLET CAMARO | 4.4L V8 267 CID |
| | 1980-1982 | CHEVROLET CAPRICE | 4.4L V8 267 CID |
| | 1980-1982 | CHEVROLET EL CAMINO | 4.4L V8 267 CID |
| | 1980-1982 | CHEVROLET IMPALA | 4.4L V8 267 CID |
| | 1980-1982 | CHEVROLET MALIBU | 4.4L V8 267 CID |
| | 1980-1982 | CHEVROLET MONTE CARLO | 4.4L V8 267 CID |
| | 1980-1982 | GMC CABALLERO | 4.4L V8 267 CID |
| | 1980-1982 | OLDSMOBILE CUTLASS CRUISER | 5.0L V8 305 CID |
| | 1980-1983 | CHEVROLET MALIBU | 3.8L V6 229 CID |
| | 1980-1984 | CHEVROLET CAPRICE | 3.8L V6 229 CID |
| | 1980-1984 | CHEVROLET EL CAMINO | 3.8L V6 229 CID |
| | 1980-1984 | CHEVROLET IMPALA | 3.8L V6 229 CID |
| | 1980-1984 | CHEVROLET MONTE CARLO | 3.8L V6 229 CID |
| | 1980-1984 | GMC CABALLERO | 3.8L V6 229 CID |
| | 1980-1986 | GMC C3500 | 5.7L V8 350 CID |
| | 1980 | GMC C2500 SUBURBAN | 6.6L V8 400 CID |
| | 1980 | OLDSMOBILE CUTLASS | 5.0L V8 305 CID |
| | 1980 | OLDSMOBILE CUTLASS CALAIS | 5.0L V8 305 CID |
| | 1980 | OLDSMOBILE CUTLASS SALON | 5.0L V8 305 CID |
| | 1980 | OLDSMOBILE CUTLASS SUPREME | 5.0L V8 305 CID |
| | 1980 | PONTIAC GRAND LEMANS | 3.8L V6 229 CID |
| | 1980 | PONTIAC GRAND LEMANS | 5.0L V8 305 CID |
| | 1980 | PONTIAC LEMANS | 3.8L V6 229 CID |
| | 1981 | GMC G3500 | 5.0L V8 305 CID |
| | 1982-1986 | GMC C2500 SUBURBAN | 5.0L V8 305 CID |
| | 1983-1986 | PONTIAC BONNEVILLE | 5.0L V8 305 CID |
| | 1983-1986 | PONTIAC PARISIENNE | 5.0L V8 305 CID |
| | 1985-1986 | CHEVROLET ASTRO | 4.3L V6 262 CID |
| | 1985-1986 | CHEVROLET C10 | 4.3L V6 262 CID |
| | 1985-1986 | CHEVROLET C20 | 4.3L V6 262 CID |
| | 1985-1986 | CHEVROLET G10 | 4.3L V6 262 CID |
| | 1985-1986 | CHEVROLET G20 | 4.3L V6 262 CID |
| | 1985-1986 | CHEVROLET G30 | 4.3L V6 262 CID |
| | 1985-1986 | CHEVROLET K10 | 4.3L V6 262 CID |
| | 1985-1986 | GMC C1500 | 4.3L V6 262 CID |
| | 1985-1986 | GMC C2500 | 4.3L V6 262 CID |
| | 1985-1986 | GMC G1500 | 4.3L V6 262 CID |
| | 1985-1986 | GMC G2500 | 4.3L V6 262 CID |
| | 1985-1986 | GMC G3500 | 4.3L V6 262 CID |
| | 1985-1986 | GMC K1500 | 4.3L V6 262 CID |
| | 1985-1986 | GMC SAFARI | 4.3L V6 262 CID |
| | 1985-1986 | PONTIAC PARISIENNE | 4.3L V6 262 CID |
| | 1985-1987 | CHEVROLET EL CAMINO | 4.3L V6 262 CID |
| | 1985-1987 | GMC CABALLERO | 4.3L V6 262 CID |
| | 1985-1988 | CHEVROLET CAPRICE | 4.3L V6 262 CID |
| | 1985-1988 | CHEVROLET MONTE CARLO | 4.3L V6 262 CID |
| | 1985 | CHEVROLET IMPALA | 4.3L V6 262 CID |
| | 1985 | CHEVROLET K20 | 4.3L V6 262 CID |
| | 1985 | GMC K2500 | 4.3L V6 262 CID |
| | 1986-1987 | PONTIAC GRAND PRIX | 4.3L V6 262 CID |
| | 1986 | GMC C3500 | 5.0L V8 305 CID |
| | 1986 | PONTIAC BONNEVILLE | 4.3L V6 262 CID |
| | 1987-1988 | CHEVROLET BLAZER | 5.7L V8 350 CID |
| | 1987-1988 | CHEVROLET R20 | 5.7L V8 350 CID |
| | 1987-1988 | CHEVROLET R30 | 5.7L V8 350 CID |
| | 1987-1988 | CHEVROLET V30 | 5.7L V8 350 CID |
| | 1987-1988 | GMC R1500 SUBURBAN | 5.7L V8 350 CID |
| | 1987-1988 | GMC R2500 SUBURBAN | 5.7L V8 350 CID |
| | 1987-1988 | GMC V1500 SUBURBAN | 5.7L V8 350 CID |
| | 1987-1988 | GMC V2500 SUBURBAN | 5.7L V8 350 CID |
| | 1987-1989 | GMC R2500 | 5.7L V8 350 CID |
| | 1987-1991 | GMC R3500 | 5.7L V8 350 CID |
| | 1987-1991 | GMC V3500 | 5.7L V8 350 CID |
| | 1987 | CHEVROLET BLAZER | 5.0L V8 305 CID |

| USMW | Years | Application | Engine |
|---------|-----------|-------------------------|------------------------|
| | 1987 | CHEVROLET R10 | 4.3L V6 262 CID |
| | 1987 | CHEVROLET R10 | 5.0L V8 305 CID |
| | 1987 | CHEVROLET R10 | 5.7L V8 350 CID |
| | 1987 | CHEVROLET R10 SUBURBAN | 5.0L V8 305 CID |
| | 1987 | CHEVROLET R20 | 4.3L V6 262 CID |
| | 1987 | CHEVROLET R20 | 5.0L V8 305 CID |
| | 1987 | CHEVROLET V10 | 4.3L V6 262 CID |
| | 1987 | CHEVROLET V10 | 5.0L V8 305 CID |
| | 1987 | CHEVROLET V10 | 5.7L V8 350 CID |
| | 1987 | CHEVROLET V20 | 5.7L V8 350 CID |
| | 1987 | CHEVROLET V20 SUBURBAN | 5.7L V8 350 CID |
| | 1987 | GMC R1500 | 4.3L V6 262 CID |
| | 1987 | GMC R1500 | 5.0L V8 305 CID |
| | 1987 | GMC R1500 | 5.7L V8 350 CID |
| | 1987 | GMC R1500 SUBURBAN | 5.0L V8 305 CID |
| | 1987 | GMC R2500 | 4.3L V6 262 CID |
| | 1987 | GMC R2500 | 5.0L V8 305 CID |
| | 1987 | GMC V1500 | 4.3L V6 262 CID |
| | 1987 | GMC V1500 | 5.0L V8 305 CID |
| | 1987 | GMC V1500 | 5.7L V8 350 CID |
| | 1987 | GMC V2500 | 5.7L V8 350 CID |
| | 1989-1991 | CHEVROLET R3500 | 5.7L V8 350 CID |
| | 1989-1991 | CHEVROLET V3500 | 5.7L V8 350 CID |
| | 1990-1995 | CHEVROLET P30 | 4.3L V6 262 CID |
| | 1990-1995 | GMC P3500 | 4.3L V6 262 CID |
| US1124 | 1975 | DODGE COLT | 2.0L L4 1995cc 122 CID |
| US1127 | 1975-1982 | CHEVROLET LUV | 1.8L L4 111 CID |
| | 1981-1982 | ISUZU PICKUP | 1.8L L4 1817cc |
| | 1981-1985 | ISUZU I-MARK | 1.8L L4 1817cc |
| | 1983-1987 | ISUZU IMPULSE | 1.9L L4 1949cc |
| | 1983-1987 | ISUZU PICKUP | 1.9L L4 1949cc |
| | 1984-1985 | ISUZU TROOPER | 1.9L L4 1949cc |
| | 1984 | ISUZU TROOPER | 2.2L L4 2238cc |
| US1137 | 1975-1977 | CHEVROLET C20 | 4.8L L6 292 CID |
| | 1975-1977 | CHEVROLET C20 SUBURBAN | 4.8L L6 292 CID |
| | 1975-1977 | CHEVROLET C30 | 4.8L L6 292 CID |
| | 1975-1977 | CHEVROLET CS1073 (MEX) | 4.8L L6 292 CID |
| | 1975-1977 | CHEVROLET CS31003 (MEX) | 4.8L L6 292 CID |
| | 1975-1977 | CHEVROLET G20 | 4.8L L6 292 CID |
| | 1975-1977 | CHEVROLET G30 | 4.8L L6 292 CID |
| | 1975-1977 | CHEVROLET K20 | 4.8L L6 292 CID |
| | 1975-1977 | CHEVROLET K20 SUBURBAN | 4.8L L6 292 CID |
| | 1975-1977 | CHEVROLET P20 | 4.8L L6 292 CID |
| | 1975-1977 | CHEVROLET P30 | 4.8L L6 292 CID |
| | 1975-1977 | GMC C25 | 4.8L L6 292 CID |
| | 1975-1977 | GMC C25 SUBURBAN | 4.8L L6 292 CID |
| | 1975-1977 | GMC G25 | 4.8L L6 292 CID |
| | 1975-1977 | GMC G35 | 4.8L L6 292 CID |
| | 1975-1977 | GMC K25 | 4.8L L6 292 CID |
| | 1975-1977 | GMC K25 SUBURBAN | 4.8L L6 292 CID |
| | 1975-1977 | GMC P25 | 4.8L L6 292 CID |
| | 1975-1977 | GMC P35 | 4.8L L6 292 CID |
| | 1991 | CHEVROLET P31 VAN (MEX) | 4.8L L6 292 CID |
| US1137H | 1975-1977 | CHEVROLET C20 | 4.8L L6 292 CID |
| | 1975-1977 | CHEVROLET C20 SUBURBAN | 4.8L L6 292 CID |
| | 1975-1977 | CHEVROLET C30 | 4.8L L6 292 CID |
| | 1975-1977 | CHEVROLET G20 | 4.8L L6 292 CID |
| | 1975-1977 | CHEVROLET G30 | 4.8L L6 292 CID |
| | 1975-1977 | CHEVROLET K20 | 4.8L L6 292 CID |
| | 1975-1977 | CHEVROLET K20 SUBURBAN | 4.8L L6 292 CID |
| | 1975-1977 | CHEVROLET P20 | 4.8L L6 292 CID |
| | 1975-1977 | CHEVROLET P30 | 4.8L L6 292 CID |
| | 1975-1977 | GMC C25 | 4.8L L6 292 CID |
| | 1975-1977 | GMC C25 SUBURBAN | 4.8L L6 292 CID |
| | 1975-1977 | GMC G25 | 4.8L L6 292 CID |
| | 1975-1977 | GMC G35 | 4.8L L6 292 CID |
| | 1975-1977 | GMC K25 | 4.8L L6 292 CID |
| | 1975-1977 | GMC K25 SUBURBAN | 4.8L L6 292 CID |
| | 1975-1977 | GMC P25 | 4.8L L6 292 CID |

| USMW | Years | Application | Engine | |
|-----------|-----------|-------------------------------|--------------------------------|------------------------|
| US1137H | 1975-1977 | GMC P35 | 4.8L L6 292 CID | |
| US1562 | 1997 | PEUGEOT 306SR (MEX) | 1.6L L4 1587cc 97 CID | |
| | 1998-2000 | PEUGEOT 306 (MEX) | 1.8L L4 1766cc 107 CID | |
| US1569 | 2001-2002 | PEUGEOT 306 (MEX) | 2.0L L4 1998cc 122 CID | |
| US3400 | 1977-1978 | AMERICAN MOTORS GREMLIN | 2.0L L4 121 CID | |
| | 1978-1979 | AMERICAN MOTORS CONCORD | 2.0L L4 121 CID | |
| | 1979 | AMERICAN MOTORS SPIRIT | 2.0L L4 121 CID | |
| US3401 | 1975-1976 | AMERICAN MOTORS GREMLIN | 5.0L V8 304 CID | |
| | 1975-1976 | AMERICAN MOTORS MATADOR | 6.6L V8 401 CID | |
| | 1975-1977 | AMERICAN MOTORS HORNET | 5.0L V8 304 CID | |
| | 1975-1977 | AMERICAN MOTORS MATADOR | 5.0L V8 304 CID | |
| | 1975-1978 | AMERICAN MOTORS MATADOR | 5.9L V8 360 CID | |
| | 1975-1978 | JEOP CHEROKEE | 6.6L V8 401 CID | |
| | 1975-1978 | JEOP J10 | 6.6L V8 401 CID | |
| | 1975-1978 | JEOP J20 | 6.6L V8 401 CID | |
| | 1975-1978 | JEOP WAGONEER | 6.6L V8 401 CID | |
| | 1975-1983 | JEOP CHEROKEE | 5.9L V8 360 CID | |
| | 1975-1983 | JEOP WAGONEER | 5.9L V8 360 CID | |
| | 1975-1988 | JEOP J10 | 5.9L V8 360 CID | |
| | 1975-1988 | JEOP J20 | 5.9L V8 360 CID | |
| | 1976-1981 | JEOP CJ7 | 5.0L V8 304 CID | |
| | 1978-1979 | AMERICAN MOTORS AMX | 5.0L V8 304 CID | |
| | 1978-1979 | AMERICAN MOTORS CONCORD | 5.0L V8 304 CID | |
| | 1978-1979 | AMERICAN MOTORS PACER | 5.0L V8 304 CID | |
| | 1980-1981 | JEOP CJ5 | 5.0L V8 304 CID | |
| | 1984-1991 | JEOP GRAND WAGONEER | 5.9L V8 360 CID | |
| | US3401H | 1975-1976 | AMERICAN MOTORS GREMLIN | 5.0L V8 304 CID |
| | | 1975-1976 | AMERICAN MOTORS MATADOR | 6.6L V8 401 CID |
| | | 1975-1977 | AMERICAN MOTORS HORNET | 5.0L V8 304 CID |
| | | 1975-1977 | AMERICAN MOTORS MATADOR | 5.0L V8 304 CID |
| 1975-1978 | | AMERICAN MOTORS MATADOR | 5.9L V8 360 CID | |
| 1975-1978 | | JEOP CHEROKEE | 6.6L V8 401 CID | |
| 1975-1978 | | JEOP J10 | 6.6L V8 401 CID | |
| 1975-1978 | | JEOP J20 | 6.6L V8 401 CID | |
| 1975-1978 | | JEOP WAGONEER | 6.6L V8 401 CID | |
| 1975-1983 | | JEOP CHEROKEE | 5.9L V8 360 CID | |
| 1975-1983 | | JEOP WAGONEER | 5.9L V8 360 CID | |
| 1975-1988 | | JEOP J10 | 5.9L V8 360 CID | |
| 1975-1988 | | JEOP J20 | 5.9L V8 360 CID | |
| 1976-1981 | | JEOP CJ7 | 5.0L V8 304 CID | |
| 1978-1979 | | AMERICAN MOTORS AMX | 5.0L V8 304 CID | |
| 1978-1979 | | AMERICAN MOTORS CONCORD | 5.0L V8 304 CID | |
| 1978-1979 | | AMERICAN MOTORS PACER | 5.0L V8 304 CID | |
| 1980-1981 | | JEOP CJ5 | 5.0L V8 304 CID | |
| 1984-1991 | | JEOP GRAND WAGONEER | 5.9L V8 360 CID | |
| US3403 | | 1975-1986 | JEOP CJ5D (MEX) | 4.2L L6 258 CID |
| | | 1975-1986 | JEOP CJ5D (MEX) | 4.6L L6 4600cc 282 CID |
| | | 1980-1983 | AMERICAN MOTORS AMERICAN (MEX) | 4.2L L6 258 CID |
| | | 1980-1983 | AMERICAN MOTORS AMERICAN (MEX) | 4.6L L6 4600cc 282 CID |
| | 1980-1983 | AMERICAN MOTORS CONCORD | 4.2L L6 258 CID | |
| | 1980-1983 | AMERICAN MOTORS GREMLIN (MEX) | 4.2L L6 258 CID | |
| | 1980-1983 | AMERICAN MOTORS GREMLIN (MEX) | 4.6L L6 4600cc 282 CID | |
| | 1980-1983 | AMERICAN MOTORS LERMA (MEX) | 4.6L L6 4600cc 282 CID | |
| | 1980-1983 | AMERICAN MOTORS SPIRIT | 4.2L L6 258 CID | |
| | 1980-1983 | JEOP CHEROKEE | 4.2L L6 258 CID | |
| | 1980-1983 | JEOP CJ5 | 4.2L L6 258 CID | |
| | 1980-1983 | JEOP WAGONEER | 4.2L L6 258 CID | |
| | 1980-1984 | JEOP J364R (MEX) | 4.6L L6 4600cc 282 CID | |
| | 1980-1986 | JEOP CJ7 | 4.2L L6 258 CID | |
| | 1980-1986 | JEOP CJ7 (MEX) | 4.6L L6 4600cc 282 CID | |
| | 1980-1986 | JEOP J100 (MEX) | 4.6L L6 4600cc 282 CID | |
| | 1980-1986 | JEOP J164 (MEX) | 4.6L L6 4600cc 282 CID | |
| | 1980-1986 | JEOP J164V (MEX) | 4.6L L6 4600cc 282 CID | |
| | 1980-1986 | JEOP WAGONEER (MEX) | 4.6L L6 4600cc 282 CID | |
| | 1980-1987 | JEOP J10 | 4.2L L6 258 CID | |
| | 1980-1988 | AMERICAN MOTORS EAGLE | 4.2L L6 258 CID | |
| | 1980 | AMERICAN MOTORS AMX | 4.2L L6 258 CID | |
| | 1980 | AMERICAN MOTORS PACER | 4.2L L6 258 CID | |
| | 1981-1982 | JEOP CJ7 | 2.5L L4 151 CID | |

| USMW | Years | Application | Engine | |
|--------|-----------|-----------------------------|------------------------------|-----------------|
| | 1981-1982 | JEOP SCRAMBLER | 2.5L L4 151 CID | |
| | 1981-1983 | AMERICAN MOTORS RALLY (MEX) | 4.2L L6 258 CID | |
| | 1981-1983 | AMERICAN MOTORS RALLY (MEX) | 4.6L L6 4600cc 282 CID | |
| | 1981-1983 | JEOP CJ5 | 2.5L L4 151 CID | |
| | 1981-1985 | JEOP SCRAMBLER | 4.2L L6 258 CID | |
| | 1983-1984 | AMERICAN MOTORS EAGLE | 2.5L L4 150 CID | |
| | 1983-1985 | JEOP SCRAMBLER | 2.5L L4 150 CID | |
| | 1983-1986 | JEOP CJ7 | 2.5L L4 150 CID | |
| | 1984-1985 | JEOP CJ10 (MEX) | 4.6L L6 4600cc 282 CID | |
| | 1984-1986 | JEOP GRAND WAGONEER | 4.2L L6 258 CID | |
| | 1984-1987 | JEOP WAGONEER | 2.5L L4 150 CID | |
| | 1984-1990 | JEOP CHEROKEE | 2.5L L4 150 CID | |
| | 1986-1990 | JEOP COMANCHE | 2.5L L4 150 CID | |
| | 1987-1990 | JEOP WRANGLER | 2.5L L4 150 CID | |
| | 1987-1990 | JEOP WRANGLER | 4.2L L6 258 CID | |
| US3404 | 1981-1983 | AMERICAN MOTORS CONCORD | 4.2L L6 258 CID | |
| | 1981-1983 | AMERICAN MOTORS EAGLE | 4.2L L6 258 CID | |
| | 1981-1983 | AMERICAN MOTORS SPIRIT | 4.2L L6 258 CID | |
| | 1983 | AMERICAN MOTORS EAGLE | 2.5L L4 150 CID | |
| US3405 | 1983-1987 | RENAULT ALLIANCE | 1.4L L4 1397cc 85 CID 85 CID | |
| | 1984-1986 | RENAULT ENCORE | 1.4L L4 1397cc 85 CID 85 CID | |
| | 1985-1986 | RENAULT ALLIANCE | 1.4L L4 1397cc 85 CID | |
| | 1985 | RENAULT ENCORE | 1.4L L4 1397cc 85 CID | |
| US3406 | 1975-1979 | RENAULT R12 | 1.6L L4 1647cc 100 CID | |
| | 1975-1980 | RENAULT R12 (MEX) | 1.6L L4 1600cc 98 CID | |
| | 1980-1984 | RENAULT R18 (MEX) | 1.6L L4 1600cc 98 CID | |
| | 1981-1983 | RENAULT R18I | 1.6L L4 1647cc 100 CID | |
| | 1982-1984 | RENAULT FUEGO | 1.6L L4 1565cc | |
| US3407 | 1976 | RENAULT R5 | 1.3L L4 1289cc | |
| | 1977-1979 | RENAULT LECAR | 1.3L L4 1289cc | |
| | 1980-1983 | RENAULT LECAR | 1.4L L4 1397cc 85 CID 85 CID | |
| | 1985-1986 | RENAULT ENCORE | 1.7L L4 105 CID | |
| | 1985-1987 | RENAULT ALLIANCE | 1.7L L4 105 CID | |
| US3409 | 1985-1987 | JEOP CHEROKEE | 2.1L L4 126 CID | |
| | 1985 | JEOP WAGONEER | 2.1L L4 126 CID | |
| | 1986-1987 | JEOP COMANCHE | 2.1L L4 126 CID | |
| US3410 | 1982-1983 | RENAULT FUEGO | 1.6L L4 1647cc 100 CID | |
| | 1984-1985 | RENAULT FUEGO | 2.2L L4 2152cc 131 CID | |
| | 1984-1986 | RENAULT R18I | 2.2L L4 2152cc 131 CID | |
| | 1988-1989 | EAGLE MEDALLION | 2.2L L4 2163cc 132 CID | |
| US3411 | 1988-1990 | EAGLE PREMIER | 3.0L V6 2972cc 182 CID | |
| | 1990 | DODGE MONACO | 3.0L V6 2972cc 182 CID | |
| US3412 | 1987-1990 | JEOP WAGONEER | 4.0L L6 242 CID | |
| | 1987-1992 | JEOP COMANCHE | 4.0L L6 242 CID | |
| | 1987-2001 | JEOP CHEROKEE | 4.0L L6 242 CID | |
| | 1988-1989 | EAGLE PREMIER | 2.5L L4 150 CID | |
| | | | | |
| US3413 | 1980-1983 | JEOP CJ5 | 4.2L L6 258 CID | |
| | 1981-1982 | JEOP CJ7 | 2.5L L4 151 CID | |
| | 1981-1982 | JEOP SCRAMBLER | 2.5L L4 151 CID | |
| | 1981-1983 | JEOP CHEROKEE | 4.2L L6 258 CID | |
| | 1981-1983 | JEOP CJ5 | 2.5L L4 151 CID | |
| | 1981-1983 | JEOP WAGONEER | 4.2L L6 258 CID | |
| | 1981-1985 | JEOP SCRAMBLER | 4.2L L6 258 CID | |
| | 1981-1986 | JEOP CJ7 | 4.2L L6 258 CID | |
| | 1981-1987 | JEOP J10 | 4.2L L6 258 CID | |
| | 1983-1985 | JEOP SCRAMBLER | 2.5L L4 150 CID | |
| | 1983-1986 | JEOP CJ7 | 2.5L L4 150 CID | |
| | 1984-1986 | JEOP GRAND WAGONEER | 4.2L L6 258 CID | |
| | 1984-1987 | JEOP WAGONEER | 2.5L L4 150 CID | |
| | 1984-1988 | AMERICAN MOTORS EAGLE | 4.2L L6 258 CID | |
| | 1984-1990 | JEOP CHEROKEE | 2.5L L4 150 CID | |
| | 1984 | AMERICAN MOTORS EAGLE | 2.5L L4 150 CID | |
| | 1986-1990 | JEOP COMANCHE | 2.5L L4 150 CID | |
| | 1987-1990 | JEOP WRANGLER | 2.5L L4 150 CID | |
| | 1987-1990 | JEOP WRANGLER | 4.2L L6 258 CID | |
| | US3414 | 1980-1983 | AMERICAN MOTORS CONCORD | 4.2L L6 258 CID |

| USMW | Years | Application | Engine | |
|----------------|-------------------------|------------------------|-----------------------|-----------------|
| US3414 | 1980-1983 | AMERICAN MOTORS SPIRIT | 4.2L L6 258 CID | |
| | 1980-1983 | JEEP CHEROKEE | 4.2L L6 258 CID | |
| | 1980-1983 | JEEP CJ5 | 4.2L L6 258 CID | |
| | 1980-1983 | JEEP WAGONEER | 4.2L L6 258 CID | |
| | 1980-1986 | JEEP CJ7 | 4.2L L6 258 CID | |
| | 1980-1987 | JEEP J10 | 4.2L L6 258 CID | |
| | 1980-1988 | AMERICAN MOTORS EAGLE | 4.2L L6 258 CID | |
| | 1980 | AMERICAN MOTORS AMX | 4.2L L6 258 CID | |
| | 1980 | AMERICAN MOTORS PACER | 4.2L L6 258 CID | |
| | 1981-1982 | JEEP CJ7 | 2.5L L4 151 CID | |
| | 1981-1982 | JEEP SCRAMBLER | 2.5L L4 151 CID | |
| | 1981-1983 | JEEP CJ5 | 2.5L L4 151 CID | |
| | 1981-1985 | JEEP SCRAMBLER | 4.2L L6 258 CID | |
| | 1983-1984 | AMERICAN MOTORS EAGLE | 2.5L L4 150 CID | |
| | 1983-1985 | JEEP SCRAMBLER | 2.5L L4 150 CID | |
| | 1983-1986 | JEEP CJ7 | 2.5L L4 150 CID | |
| | 1984-1986 | JEEP GRAND WAGONEER | 4.2L L6 258 CID | |
| | 1984-1987 | JEEP WAGONEER | 2.5L L4 150 CID | |
| | 1984-1990 | JEEP CHEROKEE | 2.5L L4 150 CID | |
| | 1986-1990 | JEEP COMANCHE | 2.5L L4 150 CID | |
| 1987-1990 | JEEP WRANGLER | 2.5L L4 150 CID | | |
| 1987-1990 | JEEP WRANGLER | 4.2L L6 258 CID | | |
| US4002 | 1975-1977 | FORD MAVERICK | 3.3L L6 200 CID | |
| | 1975-1977 | MERCURY COMET | 3.3L L6 200 CID | |
| | 1975-1977 | MERCURY MONARCH | 3.3L L6 200 CID | |
| | 1975-1982 | FORD GRANADA | 3.3L L6 200 CID | |
| | 1978-1983 | FORD FAIRMONT | 3.3L L6 200 CID | |
| | 1978-1983 | MERCURY ZEPHYR | 3.3L L6 200 CID | |
| | 1979-1982 | FORD MUSTANG | 3.3L L6 200 CID | |
| | 1979-1982 | MERCURY CAPRI | 3.3L L6 200 CID | |
| | 1980-1982 | FORD THUNDERBIRD | 3.3L L6 200 CID | |
| | 1980-1982 | MERCURY COUGAR | 3.3L L6 200 CID | |
| | 1983 | FORD LTD | 3.3L L6 200 CID | |
| | 1983 | MERCURY MARQUIS | 3.3L L6 200 CID | |
| US4003 | 1978-1980 | FORD FIESTA | 1.6L L4 1598cc 98 CID | |
| US4005 | 1975-1978 | FORD MUSTANG II | 2.3L L4 140 CID | |
| | 1975-1980 | FORD PINTO | 2.3L L4 140 CID | |
| | 1975-1980 | MERCURY BOBCAT | 2.3L L4 140 CID | |
| | 1975-1982 | MERCURY CAPRI | 2.3L L4 140 CID | |
| | 1977-1982 | FORD COURIER | 2.3L L4 140 CID | |
| | 1978-1982 | FORD FAIRMONT | 2.3L L4 140 CID | |
| | 1978-1982 | MERCURY ZEPHYR | 2.3L L4 140 CID | |
| | 1979-1982 | FORD MUSTANG | 2.3L L4 140 CID | |
| | 1981-1982 | FORD GRANADA | 2.3L L4 140 CID | |
| | US4014 | 1979-1986 | MERCURY GRAND MARQUIS | 5.8L V8 351 CID |
| | | 1979-1988 | MERCURY GRAND MARQUIS | 5.0L V8 302 CID |
| 1980-1981 | | MERCURY MARQUIS | 5.8L V8 351 CID | |
| 1980-1982 | | FORD THUNDERBIRD | 4.2L V8 255 CID | |
| 1980-1982 | | MERCURY COUGAR | 4.2L V8 255 CID | |
| 1980-1982 | | MERCURY MARQUIS | 5.0L V8 302 CID | |
| 1980-1983 | | LINCOLN MARK VI | 5.0L V8 302 CID | |
| 1980-1985 | | FORD THUNDERBIRD | 5.0L V8 302 CID | |
| 1980-1985 | | MERCURY COUGAR | 5.0L V8 302 CID | |
| 1980-1986 | | FORD LTD | 5.0L V8 302 CID | |
| 1980-1986 | | FORD LTD | 5.8L V8 351 CID | |
| 1980 | | LINCOLN CONTINENTAL | 5.8L V8 351 CID | |
| 1980 | | LINCOLN MARK VI | 5.8L V8 351 CID | |
| 1981-1982 | | FORD LTD | 4.2L V8 255 CID | |
| 1981-1982 | | MERCURY GRAND MARQUIS | 4.2L V8 255 CID | |
| 1981-1982 | | MERCURY MARQUIS | 4.2L V8 255 CID | |
| 1982-1988 | | LINCOLN TOWN CAR | 5.0L V8 302 CID | |
| 1983-1984 | | LINCOLN CONTINENTAL | 5.0L V8 302 CID | |
| 1984 | | LINCOLN MARK VII | 5.0L V8 302 CID | |
| 1987-1988 | | FORD COUNTRY SQUIRE | 5.0L V8 302 CID | |
| 1987-1988 | FORD LTD CROWN VICTORIA | 5.0L V8 302 CID | | |
| 1987-1988 | MERCURY COLONY PARK | 5.0L V8 302 CID | | |
| 1987-1991 | FORD LTD CROWN VICTORIA | 5.8L V8 351 CID | | |
| US4014H | 1979-1986 | MERCURY GRAND MARQUIS | 5.8L V8 351 CID | |
| | 1979-1988 | MERCURY GRAND MARQUIS | 5.0L V8 302 CID | |

| USMW | Years | Application | Engine |
|---------------|-------------------------|---------------------------------|------------------------|
| 1980-1981 | MERCURY MARQUIS | 5.8L V8 351 CID | |
| 1980-1982 | FORD THUNDERBIRD | 4.2L V8 255 CID | |
| 1980-1982 | MERCURY COUGAR | 4.2L V8 255 CID | |
| 1980-1982 | MERCURY MARQUIS | 5.0L V8 302 CID | |
| 1980-1983 | LINCOLN MARK VI | 5.0L V8 302 CID | |
| 1980-1985 | FORD THUNDERBIRD | 5.0L V8 302 CID | |
| 1980-1985 | MERCURY COUGAR | 5.0L V8 302 CID | |
| 1980-1986 | FORD LTD | 5.0L V8 302 CID | |
| 1980-1986 | FORD LTD | 5.8L V8 351 CID | |
| 1980 | LINCOLN CONTINENTAL | 5.8L V8 351 CID | |
| 1980 | LINCOLN MARK VI | 5.8L V8 351 CID | |
| 1981-1982 | FORD LTD | 4.2L V8 255 CID | |
| 1981-1982 | MERCURY GRAND MARQUIS | 4.2L V8 255 CID | |
| 1981-1982 | MERCURY MARQUIS | 4.2L V8 255 CID | |
| 1982-1988 | LINCOLN TOWN CAR | 5.0L V8 302 CID | |
| 1983-1984 | LINCOLN CONTINENTAL | 5.0L V8 302 CID | |
| 1984 | LINCOLN MARK VII | 5.0L V8 302 CID | |
| 1987-1988 | FORD COUNTRY SQUIRE | 5.0L V8 302 CID | |
| 1987-1988 | FORD LTD CROWN VICTORIA | 5.0L V8 302 CID | |
| 1987-1988 | MERCURY COLONY PARK | 5.0L V8 302 CID | |
| 1987-1991 | FORD LTD CROWN VICTORIA | 5.8L V8 351 CID | |
| US4016 | 1982-1983 | FORD F-100 | 3.8L V6 232 CID |
| | 1982-1987 | FORD THUNDERBIRD | 3.8L V6 232 CID |
| | 1982-1987 | MERCURY COUGAR | 3.8L V6 232 CID |
| | 1982 | FORD GRANADA | 3.8L V6 232 CID |
| | 1982 | LINCOLN CONTINENTAL | 3.8L V6 232 CID |
| | 1983-1986 | FORD LTD | 3.8L V6 232 CID |
| | 1983-1986 | FORD MUSTANG | 3.8L V6 232 CID |
| | 1983-1986 | MERCURY CAPRI | 3.8L V6 232 CID |
| | 1983-1986 | MERCURY MARQUIS | 3.8L V6 232 CID |
| | 1984-1990 | FORD F150 (MEX) | 3.8L V6 232 CID |
| | 1984 | FORD THUNDERBIRD (MEX) | 3.8L V6 232 CID |
| | 1985-1987 | FORD COUGAR (MEX) | 3.8L V6 232 CID |
| 1987 | FORD COUGAR (MEX) | 3.8L V6 232 CID | |
| US4018 | 1983-1987 | FORD E-250 ECONOLINE CLUB WAGON | 6.9L V8 420 CID |
| | 1983-1987 | FORD E-350 ECONOLINE | 6.9L V8 420 CID |
| | 1983-1987 | FORD E-350 ECONOLINE CLUB WAGON | 6.9L V8 420 CID |
| | 1983-1987 | FORD F-250 | 6.9L V8 420 CID |
| | 1983-1987 | FORD F-350 | 6.9L V8 420 CID |
| | 1988-1991 | FORD E-250 ECONOLINE CLUB WAGON | 7.3L V8 445 CID |
| | 1988-1994 | FORD E-350 ECONOLINE | 7.3L V8 445 CID |
| | 1988-1994 | FORD E-350 ECONOLINE CLUB WAGON | 7.3L V8 445 CID |
| | 1988-1994 | FORD F SUPER DUTY | 7.3L V8 445 CID |
| | 1988-1994 | FORD F-250 | 7.3L V8 445 CID |
| | 1988-1994 | FORD F-350 | 7.3L V8 445 CID |
| | 1988-1997 | FORD F59 | 7.3L V8 445 CID |
| US4020 | 1983-1986 | FORD BRONCO | 4.9L L6 4917cc 300 CID |
| | 1983-1986 | FORD E-150 ECONOLINE | 4.9L L6 4917cc 300 CID |
| | 1983-1986 | FORD E-150 ECONOLINE CLUB WAGON | 4.9L L6 4917cc 300 CID |
| | 1983-1986 | FORD E-250 ECONOLINE | 4.9L L6 4917cc 300 CID |
| | 1983-1986 | FORD E-250 ECONOLINE CLUB WAGON | 4.9L L6 4917cc 300 CID |
| | 1983-1986 | FORD E-350 ECONOLINE | 4.9L L6 4917cc 300 CID |
| | 1983-1986 | FORD E-350 ECONOLINE CLUB WAGON | 4.9L L6 4917cc 300 CID |
| | 1983-1986 | FORD F-150 | 4.9L L6 4917cc 300 CID |
| | 1983-1986 | FORD F-250 | 4.9L L6 4917cc 300 CID |
| | 1983-1986 | FORD F-350 | 4.9L L6 4917cc 300 CID |
| | 1983 | FORD E-100 ECONOLINE | 4.9L L6 4917cc 300 CID |
| | 1983 | FORD E-100 ECONOLINE CLUB WAGON | 4.9L L6 4917cc 300 CID |
| US4022 | 1984-1985 | FORD TOPAZ (MEX) | 2.3L L4 2300cc 140 CID |
| | 1984-1989 | MERCURY TOPAZ (MEX) | 2.3L L4 2300cc 140 CID |
| | 1984-1991 | FORD TEMPO | 2.3L L4 140 CID |
| | 1984-1991 | MERCURY TOPAZ | 2.3L L4 140 CID |
| | 1986-1991 | FORD TOPAZ (MEX) | 2.3L L4 2294cc 140 CID |
| 1990 | FORD GHIA (MEX) | 2.3L L4 2300cc 140 CID | |
| US4023 | 1983-1985 | FORD RANGER | 2.8L V6 171 CID |
| | 1984-1985 | FORD BRONCO II | 2.8L V6 171 CID |
| | 1986 | FORD AEROSTAR | 2.8L V6 171 CID |
| US4024 | 1974-1984 | FORD MUSTANG (MEX) | 5.0L V8 5000cc 302 CID |

| USMW | Years | Application | Engine | |
|----------------|---------------------|---------------------------------|---------------------------------|------------------------|
| US4024 | 1979-1985 | FORD MUSTANG | 5.0L V8 302 CID | |
| | 1979-1985 | MERCURY CAPRI | 5.0L V8 302 CID | |
| | 1980-1982 | FORD MUSTANG | 4.2L V8 255 CID | |
| | 1980-1982 | MERCURY CAPRI | 4.2L V8 255 CID | |
| | 1985 | FORD LTD | 5.0L V8 302 CID | |
| | 1985 | LINCOLN CONTINENTAL | 5.0L V8 302 CID | |
| | 1985 | LINCOLN MARK VII | 5.0L V8 302 CID | |
| US4024H | 1979-1985 | FORD MUSTANG | 5.0L V8 302 CID | |
| | 1979-1985 | MERCURY CAPRI | 5.0L V8 302 CID | |
| | 1980-1982 | FORD MUSTANG | 4.2L V8 255 CID | |
| | 1980-1982 | MERCURY CAPRI | 4.2L V8 255 CID | |
| | 1985 | FORD LTD | 5.0L V8 302 CID | |
| | 1985 | LINCOLN CONTINENTAL | 5.0L V8 302 CID | |
| | 1985 | LINCOLN MARK VII | 5.0L V8 302 CID | |
| US4030N | 1975-1982 | FORD E-100 ECONOLINE | 4.9L L6 4917cc 300 CID | |
| | 1975-1982 | FORD E-100 ECONOLINE CLUB WAGON | 4.9L L6 4917cc 300 CID | |
| | 1975-1982 | FORD E-150 ECONOLINE | 4.9L L6 4917cc 300 CID | |
| | 1975-1982 | FORD E-150 ECONOLINE CLUB WAGON | 4.9L L6 4917cc 300 CID | |
| | 1975-1982 | FORD E-250 ECONOLINE | 4.9L L6 4917cc 300 CID | |
| | 1975-1982 | FORD E-350 ECONOLINE | 4.9L L6 4917cc 300 CID | |
| | 1975-1982 | FORD F-100 | 4.9L L6 4917cc 300 CID | |
| | 1975-1982 | FORD F-150 | 4.9L L6 4917cc 300 CID | |
| | 1975-1982 | FORD F-250 | 4.9L L6 4917cc 300 CID | |
| | 1975-1982 | FORD F-350 | 4.9L L6 4917cc 300 CID | |
| | 1977-1980 | FORD E-250 ECONOLINE CLUB WAGON | 4.9L L6 4917cc 300 CID | |
| | 1977-1982 | FORD E-350 ECONOLINE CLUB WAGON | 4.9L L6 4917cc 300 CID | |
| | 1979 | FORD F-350 | 5.8L V8 351 CID | |
| | 1980-1982 | FORD BRONCO | 4.9L L6 4917cc 300 CID | |
| | US4033 | 1975-1977 | FORD E-150 ECONOLINE | 4.9L L6 4917cc 300 CID |
| | | 1975-1977 | FORD E-150 ECONOLINE CLUB WAGON | 4.9L L6 4917cc 300 CID |
| | | 1975-1977 | FORD E-250 ECONOLINE | 4.9L L6 4917cc 300 CID |
| 1975-1977 | | FORD E-350 ECONOLINE | 4.9L L6 4917cc 300 CID | |
| 1975-1977 | | FORD F-150 | 4.9L L6 4917cc 300 CID | |
| 1975-1977 | | FORD F-250 | 4.9L L6 4917cc 300 CID | |
| 1975-1977 | | FORD F-350 | 4.9L L6 4917cc 300 CID | |
| 1977 | | FORD E-250 ECONOLINE CLUB WAGON | 4.9L L6 4917cc 300 CID | |
| 1977 | | FORD E-350 ECONOLINE CLUB WAGON | 4.9L L6 4917cc 300 CID | |
| US4034 | | 1986-1994 | FORD TAURUS | 3.0L V6 2986cc 182 CID |
| | | 1986-1994 | MERCURY SABLE | 3.0L V6 2986cc 182 CID |
| US4035 | 1984 | FORD MUSTANG | 5.0L V8 302 CID | |
| | 1985 | MERCURY CAPRI | 5.0L V8 302 CID | |
| US4037 | 1980-1985 | FORD L800 | 6.1L V8 370 CID | |
| | 1980-1985 | FORD L800 | 7.0L V8 429 CID | |
| | 1980-1985 | FORD LN600 | 6.1L V8 370 CID | |
| | 1980-1986 | FORD C600 | 6.1L V8 370 CID | |
| | 1980-1986 | FORD C700 | 6.1L V8 370 CID | |
| | 1980-1986 | FORD C700 | 7.0L V8 429 CID | |
| | 1980-1986 | FORD C800 | 6.1L V8 370 CID | |
| | 1980-1986 | FORD C800 | 7.0L V8 429 CID | |
| | 1980-1989 | FORD B600 | 6.1L V8 370 CID | |
| | 1980-1989 | FORD B700 | 6.1L V8 370 CID | |
| | 1980-1989 | FORD B700 | 7.0L V8 429 CID | |
| | 1980-1990 | FORD FT800 | 6.1L V8 370 CID | |
| | 1980-1990 | FORD FT800 | 7.0L V8 429 CID | |
| | 1980-1991 | FORD F600 | 6.1L V8 370 CID | |
| | 1980-1991 | FORD F700 | 6.1L V8 370 CID | |
| | 1980-1991 | FORD F800 | 6.1L V8 370 CID | |
| | 1980-1994 | FORD F600 | 7.0L V8 429 CID | |
| | 1980-1998 | FORD F700 | 7.0L V8 429 CID | |
| | 1980-1998 | FORD F800 | 7.0L V8 429 CID | |
| | 1988-1989 | FORD B600 | 7.0L V8 429 CID | |
| | US4038 | 1985-1992 | LINCOLN MARK VII | 5.0L V8 302 CID |
| | | 1986-1987 | LINCOLN CONTINENTAL | 5.0L V8 302 CID |
| | | 1986-1988 | FORD THUNDERBIRD | 5.0L V8 302 CID |
| | | 1986-1988 | MERCURY COUGAR | 5.0L V8 302 CID |
| | | 1986-1993 | FORD MUSTANG | 5.0L V8 302 CID |
| | | 1986 | MERCURY CAPRI | 5.0L V8 302 CID |
| | | US4038H | 1985-1992 | LINCOLN MARK VII |
| 1986-1987 | LINCOLN CONTINENTAL | 5.0L V8 302 CID | | |

| USMW | Years | Application | Engine |
|----------------|----------------------------|---------------------------------|------------------------|
| | 1986-1988 | FORD THUNDERBIRD | 5.0L V8 302 CID |
| | 1986-1988 | MERCURY COUGAR | 5.0L V8 302 CID |
| | 1986-1993 | FORD MUSTANG | 5.0L V8 302 CID |
| | 1986 | MERCURY CAPRI | 5.0L V8 302 CID |
| US4039 | 1986-1994 | FORD AEROSTAR | 3.0L V6 2986cc 182 CID |
| | 1991-1994 | FORD RANGER | 3.0L V6 2986cc 182 CID |
| | 1994 | MAZDA B3000 | 3.0L V6 2986cc 182 CID |
| US4040 | 1981-1985 | FORD ESCORT | 1.6L L4 1598cc 98 CID |
| | 1981-1985 | MERCURY LYNX | 1.6L L4 1598cc 98 CID |
| | 1982-1983 | MERCURY LN7 | 1.6L L4 1598cc 98 CID |
| | 1982-1985 | FORD EXP | 1.6L L4 1598cc 98 CID |
| | 1985-1987 | MERCURY LYNX | 1.9L L4 116 CID |
| | 1985-1990 | FORD ESCORT | 1.9L L4 116 CID |
| | 1986-1988 | FORD EXP | 1.9L L4 116 CID |
| | US4041 | 1991-1992 | FORD GHIA (MEX) |
| 1992-1994 | | FORD TEMPO | 2.3L L4 140 CID |
| 1992-1994 | | FORD TOPAZ (MEX) | 2.3L L4 2294cc 140 CID |
| 1992-1994 | | MERCURY TOPAZ | 2.3L L4 140 CID |
| US4042 | 1986-1990 | FORD BRONCO II | 2.9L V6 177 CID |
| | 1986-1992 | FORD RANGER | 2.9L V6 177 CID |
| | 1997 | FORD BRONCO (MEX) | 2.9L L6 2901cc 177 CID |
| US4044 | 1986-1990 | FORD F150 (MEX) | 5.0L V8 5000cc 302 CID |
| | 1986-1990 | FORD F200 (MEX) | 5.0L V8 5000cc 302 CID |
| | 1986-1990 | FORD F200 (MEX) | 5.8L V8 5800cc 351 CID |
| | 1987-1990 | FORD F350 (MEX) | 5.8L V8 5800cc 351 CID |
| | 1987-1991 | FORD E-250 ECONOLINE | 5.0L V8 302 CID |
| | 1987-1992 | FORD B200 (MEX) | 5.0L V8 5000cc 302 CID |
| | 1987-1996 | FORD BRONCO | 5.0L V8 302 CID |
| | 1987-1996 | FORD E-150 ECONOLINE | 5.0L V8 302 CID |
| | 1987-1996 | FORD E-150 ECONOLINE CLUB WAGON | 5.0L V8 302 CID |
| | 1987-1996 | FORD F-150 | 5.0L V8 302 CID |
| | 1987-1996 | FORD F-250 | 5.0L V8 302 CID |
| | 1987-1997 | FORD F350 (MEX) | 5.0L V8 5000cc 302 CID |
| | 1988-1991 | FORD E-250 ECONOLINE CLUB WAGON | 5.8L V8 351 CID |
| | 1988-1996 | FORD BRONCO | 5.8L V8 351 CID |
| | 1988-1996 | FORD E-150 ECONOLINE | 5.8L V8 351 CID |
| | 1988-1996 | FORD E-150 ECONOLINE CLUB WAGON | 5.8L V8 351 CID |
| | 1988-1996 | FORD E-250 ECONOLINE | 5.8L V8 351 CID |
| | 1988-1996 | FORD E-350 ECONOLINE | 5.8L V8 351 CID |
| | 1988-1996 | FORD E-350 ECONOLINE CLUB WAGON | 5.8L V8 351 CID |
| | 1988-1996 | FORD F-150 | 5.8L V8 351 CID |
| 1988-1996 | FORD F-250 | 5.8L V8 351 CID | |
| 1988-1997 | FORD F-350 | 5.8L V8 351 CID | |
| 1988-1997 | FORD P350 (MEX) | 5.8L V8 5800cc 351 CID | |
| 1989-1991 | FORD P350 (MEX) | 5.0L V8 5000cc 302 CID | |
| 1996 | FORD ECONOLINE SUPER DUTY | 5.8L V8 351 CID | |
| 1997 | FORD F250 (MEX) | 5.0L V8 5000cc 302 CID | |
| 1999-2002 | FORD ECONOLINE WAGON (MEX) | 5.0L V8 5000cc 305 CID | |
| US4044H | 1987-1991 | FORD E-250 ECONOLINE | 5.0L V8 302 CID |
| | 1987-1996 | FORD BRONCO | 5.0L V8 302 CID |
| | 1987-1996 | FORD E-150 ECONOLINE | 5.0L V8 302 CID |
| | 1987-1996 | FORD E-150 ECONOLINE CLUB WAGON | 5.0L V8 302 CID |
| | 1987-1996 | FORD F-150 | 5.0L V8 302 CID |
| | 1987-1996 | FORD F-250 | 5.0L V8 302 CID |
| | 1988-1991 | FORD E-250 ECONOLINE CLUB WAGON | 5.8L V8 351 CID |
| | 1988-1996 | FORD BRONCO | 5.8L V8 351 CID |
| | 1988-1996 | FORD E-150 ECONOLINE | 5.8L V8 351 CID |
| | 1988-1996 | FORD E-150 ECONOLINE CLUB WAGON | 5.8L V8 351 CID |
| | 1988-1996 | FORD E-250 ECONOLINE | 5.8L V8 351 CID |
| | 1988-1996 | FORD E-350 ECONOLINE | 5.8L V8 351 CID |
| | 1988-1996 | FORD E-350 ECONOLINE CLUB WAGON | 5.8L V8 351 CID |
| | 1988-1996 | FORD F-150 | 5.8L V8 351 CID |
| | 1988-1996 | FORD F-250 | 5.8L V8 351 CID |
| | 1988-1997 | FORD F-350 | 5.8L V8 351 CID |
| | 1996 | FORD ECONOLINE SUPER DUTY | 5.8L V8 351 CID |
| US4045 | 1988-1989 | MERKUR SCORPIO | 2.9L V6 177 CID |
| US4048 | 1987-1989 | FORD F-350 | 4.9L L6 4917cc 300 CID |
| | 1987-1991 | FORD E-150 ECONOLINE | 4.9L L6 4917cc 300 CID |
| | 1987-1991 | FORD E-150 ECONOLINE CLUB WAGON | 4.9L L6 4917cc 300 CID |

| USMW | Years | Application | Engine |
|-----------|-----------|---------------------------------|------------------------|
| US4090 | 1994-1995 | FORD MUSTANG | 3.8L V6 232 CID |
| | 1994-1995 | FORD THUNDERBIRD | 3.8L V6 232 CID |
| | 1994-1995 | MERCURY COUGAR | 3.8L V6 232 CID |
| US4091 | 1995-2000 | FORD CONTOUR | 2.5L V6 2450cc 155 CID |
| | 1995-2000 | FORD MYSTIQUE (MEX) | 2.5L V6 2544cc 155 CID |
| | 1995-2000 | MERCURY MYSTIQUE | 2.5L V6 2450cc 155 CID |
| | 1999-2002 | MERCURY COUGAR | 2.5L V6 2450cc 155 CID |
| | 2000-2001 | MAZDA MPV | 2.5L V6 2497cc |
| | 2001-2003 | FORD ESCAPE | 3.0L V6 2968cc 181 CID |
| | 2001-2003 | FORD TAURUS | 3.0L V6 2968cc 181 CID |
| | 2001-2003 | MERCURY SABLE | 3.0L V6 2968cc 181 CID |
| | 2001-2004 | MAZDA TRIBUTE | 3.0L V6 2968cc 181 CID |
| | 2001-2007 | FORD MONDEO (MEX) | 2.5L V6 2544cc 155 CID |
| | 2002-2003 | MAZDA MPV | 3.0L V6 2968cc 181 CID |
| US4093 | 1995-1997 | FORD RANGER | 2.3L L4 140 CID |
| | 1995-1997 | MAZDA B2300 | 2.3L L4 2295cc |
| | 1998-2001 | FORD RANGER | 2.5L L4 153 CID |
| US4094 | 1998-2001 | MAZDA B2500 | 2.5L L4 2492cc |
| | 1995-2000 | FORD WINDSTAR | 3.0L V6 2986cc 182 CID |
| US4095 | 1995-2005 | MERCURY SABLE | 3.0L V6 2986cc 182 CID |
| | 1995-2007 | FORD TAURUS | 3.0L V6 2986cc 182 CID |
| | 1996-1997 | FORD SABLE (MEX) | 3.0L V6 3000cc 183 CID |
| | 1998-2002 | FORD SABLE (MEX) | 3.0L V6 2966cc 181 CID |
| | 2003 | MERCURY SABLE | 3.0L V6 2968cc 181 CID |
| | 1995-1997 | FORD AEROSTAR | 3.0L V6 2986cc 182 CID |
| US4096 | 1995-2007 | MAZDA B3000 | 3.0L V6 2986cc 182 CID |
| | 1995-2008 | FORD RANGER | 3.0L V6 2986cc 182 CID |
| US4097 | 1995-1996 | FORD E-350 ECONOLINE | 7.3L V8 445 CID |
| | 1995-1996 | FORD E-350 ECONOLINE CLUB WAGON | 7.3L V8 445 CID |
| | 1995-1996 | FORD F SUPER DUTY | 7.3L V8 445 CID |
| | 1995-1996 | FORD F-250 | 7.3L V8 445 CID |
| | 1995-1996 | FORD F-350 | 7.3L V8 445 CID |
| | 1996 | FORD ECONOLINE SUPER DUTY | 7.3L V8 445 CID |
| US4098 | 1995-2002 | LINCOLN CONTINENTAL | 4.6L V8 281 CID |
| US4099 | 1996-2000 | FORD TAURUS | 3.0L V6 2968cc 181 CID |
| | 1996-2000 | MERCURY SABLE | 3.0L V6 2968cc 181 CID |
| US4100 | 1993-1994 | FORD F-350 | 4.9L L6 4917cc 300 CID |
| | 1993-1996 | FORD E-150 ECONOLINE | 4.9L L6 4917cc 300 CID |
| | 1993-1996 | FORD E-150 ECONOLINE CLUB WAGON | 4.9L L6 4917cc 300 CID |
| | 1993-1996 | FORD E-250 ECONOLINE | 4.9L L6 4917cc 300 CID |
| | 1993-1996 | FORD E-350 ECONOLINE | 4.9L L6 4917cc 300 CID |
| | 1993-1996 | FORD E-350 ECONOLINE CLUB WAGON | 4.9L L6 4917cc 300 CID |
| | 1993-1996 | FORD F-150 | 4.9L L6 4917cc 300 CID |
| | 1993-1996 | FORD F-250 | 4.9L L6 4917cc 300 CID |
| | 1997 | FORD F150 (MEX) | 4.9L L6 4900cc 300 CID |
| | US4101 | 1996-2001 | FORD EXPLORER |
| 1997-2001 | | MERCURY MOUNTAINEER | 5.0L V8 302 CID |
| 1998 | | FORD EXPLORER (MEX) | 4.8L L6 4824cc 294 CID |
| US4102 | 1996-2003 | FORD WINDSTAR | 3.8L V6 232 CID |
| | 2004-2007 | FORD FREESTAR | 3.9L V6 238 CID |
| | 2004-2007 | FORD FREESTAR | 4.2L V6 256 CID |
| | 2004-2007 | MERCURY MONTEREY | 4.2L V6 256 CID |
| | 2009 | FORD F150 (MEX) | 4.2L L6 4197cc 256 CID |
| US4103 | 1996-1997 | FORD THUNDERBIRD | 3.8L V6 232 CID |
| | 1996-1997 | MERCURY COUGAR | 3.8L V6 232 CID |
| | 1996-2004 | FORD MUSTANG | 3.8L V6 232 CID |
| | 1996 | FORD COUGAR (MEX) | 3.8L L6 3802cc 232 CID |
| | 2004 | FORD MUSTANG | 3.9L V6 238 CID |
| US4104 | 1998-2000 | FORD FIESTA (MEX) | 1.4L L4 1388cc 85 CID |
| US4105 | 1997-2002 | FORD E-150 ECONOLINE | 4.2L V6 256 CID |
| | 1997-2002 | FORD E-150 ECONOLINE CLUB WAGON | 4.2L V6 256 CID |
| | 1997-2002 | FORD E-250 ECONOLINE | 4.2L V6 256 CID |
| | 1997-2008 | FORD F-150 | 4.2L V6 256 CID |
| | 1999-2002 | FORD ECONOLINE WAGON (MEX) | 4.2L V6 4195cc 256 CID |
| | 2003 | FORD E-150 | 4.2L V6 256 CID |
| | 2003 | FORD E-150 CLUB WAGON | 4.2L V6 256 CID |
| | 2003 | FORD E-250 | 4.2L V6 256 CID |
| | 2004 | FORD F-150 HERITAGE | 4.2L V6 256 CID |

| USMW | Years | Application | Engine | |
|-----------|-----------------------|---------------------------------|------------------------|------------------|
| US4106 | 1996-1999 | FORD TAURUS | 3.4L V8 207 CID | |
| US4107 | 1997-1999 | MERCURY TRACER | 2.0L L4 1989cc 121 CID | |
| | 1997-2002 | FORD ESCORT | 2.0L L4 1989cc 121 CID | |
| US4108 | 1997-2010 | FORD EXPLORER | 4.0L V6 245 CID | |
| | 1998-2010 | MERCURY MOUNTAINEER | 4.0L V6 245 CID | |
| | 2001-2009 | MAZDA B4000 | 4.0L V6 4016cc | |
| | 2001-2010 | FORD EXPLORER SPORT TRAC | 4.0L V6 245 CID | |
| | 2001-2011 | FORD RANGER | 4.0L V6 245 CID | |
| | 2005-2010 | FORD MUSTANG | 4.0L V6 245 CID | |
| | US4109 | 1997-1998 | FORD E-350 ECONOLINE | 6.8L V10 415 CID |
| 1997-1999 | | FORD ECONOLINE SUPER DUTY | 6.8L V10 415 CID | |
| 1997-2002 | | FORD E-350 ECONOLINE CLUB WAGON | 6.8L V10 415 CID | |
| 1999-2008 | | FORD F-450 SUPER DUTY | 6.8L V10 415 CID | |
| 1999-2008 | | FORD F-550 SUPER DUTY | 6.8L V10 415 CID | |
| 1999-2009 | | FORD E-350 SUPER DUTY | 6.8L V10 415 CID | |
| 1999-2009 | | FORD F-250 SUPER DUTY | 6.8L V10 415 CID | |
| 1999-2009 | | FORD F-350 SUPER DUTY | 6.8L V10 415 CID | |
| 1999-2015 | | FORD F53 | 6.8L V10 415 CID | |
| 2000-2002 | | FORD E-450 ECONOLINE SUPER DUTY | 6.8L V10 415 CID | |
| 2000-2005 | | FORD EXCURSION | 6.8L V10 415 CID | |
| 2002 | | FORD E-550 ECONOLINE SUPER DUTY | 6.8L V10 415 CID | |
| 2003-2005 | | FORD E-350 CLUB WAGON | 6.8L V10 415 CID | |
| 2003-2009 | | FORD E-450 SUPER DUTY | 6.8L V10 415 CID | |
| 2003 | FORD E-550 SUPER DUTY | 6.8L V10 415 CID | | |
| 2014 | FORD F-450 (MEX) | 6.8L V10 6751cc 412 CID | | |
| 2014 | FORD F-550 (MEX) | 6.8L V10 6751cc 412 CID | | |
| US4110 | 2002-2009 | LINCOLN NAVIGATOR | 5.4L V8 330 CID | |
| | 2003-2005 | FORD E-350 CLUB WAGON | 5.4L V8 330 CID | |
| | 2003-2005 | LINCOLN AVIATOR | 4.6L V8 281 CID | |
| | 2003-2006 | FORD F-150 | 4.6L V8 281 CID | |
| | 2003-2006 | FORD F-150 | 5.4L V8 330 CID | |
| | 2003-2013 | FORD E-150 | 4.6L V8 281 CID | |
| | 2003-2013 | FORD E-150 | 5.4L V8 330 CID | |
| | 2003-2013 | FORD E-250 | 4.6L V8 281 CID | |
| | 2003-2013 | FORD E-250 | 5.4L V8 330 CID | |
| | 2003-2013 | FORD E-450 SUPER DUTY | 5.4L V8 330 CID | |
| | 2004-2005 | FORD E-250 SUPER DUTY | 5.4L V8 330 CID | |
| | 2004-2009 | FORD EXPEDITION | 5.4L V8 330 CID | |
| | 2004-2013 | FORD E-350 SUPER DUTY | 5.4L V8 330 CID | |
| | 2004 | FORD EXCURSION | 5.4L V8 330 CID | |
| 2006 | LINCOLN MARK LT | 5.4L V8 330 CID | | |
| 2010-2014 | FORD E-150 (MEX) | 4.6L V8 4606cc 281 CID | | |
| 2010-2014 | FORD E-350 (MEX) | 5.4L V8 5409cc 330 CID | | |
| US4111 | 1993-1998 | LINCOLN MARK VIII | 4.6L V8 281 CID | |
| | 1994-1997 | FORD THUNDERBIRD | 4.6L V8 281 CID | |
| | 1994-1997 | MERCURY COUGAR | 4.6L V8 281 CID | |
| | 1996-2006 | FORD MUSTANG | 4.6L V8 281 CID | |
| | 1998-2001 | FORD GRAND MARQUIS (MEX) | 4.6L V8 4608cc 281 CID | |
| | 1998-2002 | FORD CROWN VICTORIA | 4.6L V8 281 CID | |
| | 1998-2002 | LINCOLN TOWN CAR | 4.6L V8 281 CID | |
| | 1998-2002 | MERCURY GRAND MARQUIS | 4.6L V8 281 CID | |
| | US4114 | 1996-1997 | FORD F SUPER DUTY | 7.3L V8 445 CID |
| | | 1996-1997 | FORD F-350 | 7.3L V8 445 CID |
| 1996-1998 | | FORD E-350 ECONOLINE | 7.3L V8 445 CID | |
| 1996-1999 | | FORD ECONOLINE SUPER DUTY | 7.3L V8 445 CID | |
| 1996-2002 | | FORD E-350 ECONOLINE CLUB WAGON | 7.3L V8 445 CID | |
| 1996 | | FORD F-250 | 7.3L V8 445 CID | |
| 1999-2003 | | FORD E-350 SUPER DUTY | 7.3L V8 445 CID | |
| 1999-2003 | | FORD F-250 SUPER DUTY | 7.3L V8 445 CID | |
| 1999-2003 | | FORD F-350 SUPER DUTY | 7.3L V8 445 CID | |
| 1999-2003 | | FORD F-450 SUPER DUTY | 7.3L V8 445 CID | |
| 1999-2003 | | FORD F-550 SUPER DUTY | 7.3L V8 445 CID | |
| 2000-2002 | | FORD E-450 ECONOLINE SUPER DUTY | 7.3L V8 445 CID | |
| 2000-2003 | | FORD EXCURSION | 7.3L V8 445 CID | |
| 2002 | | FORD E-550 ECONOLINE SUPER DUTY | 7.3L V8 445 CID | |
| 2003 | FORD E-350 CLUB WAGON | 7.3L V8 445 CID | | |
| 2003 | FORD E-450 SUPER DUTY | 7.3L V8 445 CID | | |
| 2003 | FORD E-550 SUPER DUTY | 7.3L V8 445 CID | | |
| US4115 | 1998-2000 | FORD CONTOUR | 2.0L L4 1989cc 121 CID | |

| USMW | Years | Application | Engine | |
|---------------|----------------|---------------------------------|------------------------|------------------------|
| US4048 | 1987-1991 | FORD E-250 ECONOLINE | 4.9L L6 4917cc 300 CID | |
| | 1987-1991 | FORD E-250 ECONOLINE CLUB WAGON | 4.9L L6 4917cc 300 CID | |
| | 1987-1991 | FORD E-350 ECONOLINE | 4.9L L6 4917cc 300 CID | |
| | 1987-1991 | FORD E-350 ECONOLINE CLUB WAGON | 4.9L L6 4917cc 300 CID | |
| | 1987-1992 | FORD BRONCO | 4.9L L6 4917cc 300 CID | |
| | 1987-1992 | FORD F-150 | 4.9L L6 4917cc 300 CID | |
| US4049 | 1986-1994 | MAZDA 323 | 1.6L L4 1597cc | |
| | 1986 | MAZDA FAMILIA (MEX) | 1.5L L4 1490cc 91 CID | |
| | 1986 | MAZDA FAMILIA (MEX) | 1.6L L4 1597cc 97 CID | |
| | 1988-1989 | MERCURY TRACER | 1.6L L4 1598cc 98 CID | |
| | 1988-1993 | FORD FESTIVA | 1.3L L4 1295cc | |
| | 1990-1994 | MAZDA PROTEGE | 1.8L L4 1839cc | |
| | 1992-1993 | MAZDA MX-3 | 1.6L L4 1597cc | |
| | 1994-1995 | KIA SEPHIA | 1.6L L4 1597cc | |
| | 1994-1997 | FORD ASPIRE | 1.3L L4 1295cc | |
| | US4050 | 1988-1989 | FORD COUGAR (MEX) | 3.8L V6 3800cc 232 CID |
| 1988-1993 | | FORD COUGAR (MEX) | 3.8L V6 3802cc 232 CID | |
| 1988-1993 | | FORD THUNDERBIRD | 3.8L V6 232 CID | |
| 1988-1993 | | MERCURY COUGAR | 3.8L V6 232 CID | |
| 1990-1994 | | FORD COUGAR (MEX) | 3.8L V6 3797cc 232 CID | |
| US4051 | 1988-1993 | FORD TAURUS | 3.8L V6 232 CID | |
| | 1988-1993 | LINCOLN CONTINENTAL | 3.8L V6 232 CID | |
| | 1988-1993 | MERCURY SABLE | 3.8L V6 232 CID | |
| | 1991-1993 | FORD F150 (MEX) | 3.8L V6 3800cc 232 CID | |
| US4052 | 1979-1980 | FORD LTD (MEX) | 5.8L V8 5800cc 351 CID | |
| | 1979-1981 | MERCURY GRAND MARQUIS (MEX) | 5.8L V8 5800cc 351 CID | |
| | 1988-1990 | LINCOLN TOWN CAR | 5.0L V8 302 CID | |
| | 1988-1991 | FORD COUNTRY SQUIRE | 5.0L V8 302 CID | |
| | 1988-1991 | FORD LTD CROWN VICTORIA | 5.0L V8 302 CID | |
| | 1988-1991 | MERCURY COLONY PARK | 5.0L V8 302 CID | |
| | 1988-1991 | MERCURY GRAND MARQUIS | 5.0L V8 302 CID | |
| | 1991-1992 | FORD GRAND MARQUIS (MEX) | 5.0L V8 5000cc 302 CID | |
| | US4052H | 1988-1990 | LINCOLN TOWN CAR | 5.0L V8 302 CID |
| 1988-1991 | | FORD COUNTRY SQUIRE | 5.0L V8 302 CID | |
| 1988-1991 | | FORD LTD CROWN VICTORIA | 5.0L V8 302 CID | |
| 1988-1991 | | MERCURY COLONY PARK | 5.0L V8 302 CID | |
| 1988-1991 | | MERCURY GRAND MARQUIS | 5.0L V8 302 CID | |
| US4053 | 1987-1993 | MAZDA B2200 | 2.2L L4 2184cc | |
| | 1988-1992 | MAZDA 626 | 2.2L L4 2184cc | |
| | 1988-1992 | MAZDA MX-6 | 2.2L L4 2184cc | |
| | 1989-1992 | FORD PROBE | 2.2L L4 133 CID | |
| US4054 | 1983-1986 | FORD LTD | 2.3L L4 140 CID | |
| | 1983-1986 | MERCURY CAPRI | 2.3L L4 140 CID | |
| | 1983-1986 | MERCURY MARQUIS | 2.3L L4 140 CID | |
| | 1983-1988 | FORD RANGER | 2.0L L4 1989cc 122 CID | |
| | 1983-1988 | FORD THUNDERBIRD | 2.3L L4 140 CID | |
| | 1983-1993 | FORD MUSTANG | 2.3L L4 140 CID | |
| | 1983-1994 | FORD RANGER | 2.3L L4 140 CID | |
| | 1983 | FORD FAIRMONT | 2.3L L4 140 CID | |
| | 1983 | MERCURY ZEPHYR | 2.3L L4 140 CID | |
| | 1984-1986 | MERCURY COUGAR | 2.3L L4 140 CID | |
| | 1985-1989 | MERCURY XR4TI | 2.3L L4 140 CID | |
| | 1986-1987 | FORD AEROSTAR | 2.3L L4 140 CID | |
| | 1994 | MAZDA B2300 | 2.3L L4 2295cc | |
| | US4055 | 1990-1995 | FORD THUNDERBIRD | 3.8L V6 232 CID |
| | | 1990 | MERCURY COUGAR | 3.8L V6 232 CID |
| | US4056 | 1986-1991 | FORD TAURUS | 2.5L L4 153 CID |
| | | 1986 | MERCURY SABLE | 2.5L L4 153 CID |
| US4057 | 1991-1993 | FORD COUGAR (MEX) | 5.0L V8 5000cc 302 CID | |
| | 1991-1993 | FORD THUNDERBIRD | 5.0L V8 302 CID | |
| | 1991-1993 | MERCURY COUGAR | 5.0L V8 302 CID | |
| | 1994 | FORD COUGAR (MEX) | 4.9L V8 4900cc 299 CID | |
| US4059 | 1990-1992 | FORD PROBE | 3.0L V6 2986cc 182 CID | |
| US4060 | 1990-1997 | FORD AEROSTAR | 4.0L V6 245 CID | |
| | 1990-2000 | FORD RANGER | 4.0L V6 245 CID | |
| | 1990 | FORD EXPLORER (MEX) | 4.0L L6 4018cc 245 CID | |
| | 1991-1994 | MAZDA NAVAJA | 4.0L V6 4016cc | |
| | 1991-2000 | FORD EXPLORER | 4.0L V6 245 CID | |

| USMW | Years | Application | Engine |
|---------------|---------------------|---------------------------------|------------------------|
| | 1994-2000 | MAZDA B4000 | 4.0L V6 4016cc |
| US4061 | 1989-1995 | FORD TAURUS | 3.0L V6 2986cc 182 CID |
| US4065 | 1991 | FORD ESCORT | 1.9L L4 116 CID |
| | 1991 | MERCURY TRACER | 1.9L L4 116 CID |
| US4066 | 1991-1997 | LINCOLN TOWN CAR | 4.6L V8 281 CID |
| | 1992-1997 | FORD CROWN VICTORIA | 4.6L V8 281 CID |
| | 1992-1997 | FORD GRAND MARQUIS (MEX) | 4.6L V8 4608cc 281 CID |
| | 1992-1997 | MERCURY GRAND MARQUIS | 4.6L V8 281 CID |
| US4068 | 1988-1989 | MAZDA 323 | 1.6L L4 1597cc |
| | 1990-1992 | MAZDA PROTEGE | 1.8L L4 1839cc |
| | 1990-1993 | MAZDA MIATA | 1.6L L4 1597cc |
| | 1991-1994 | MERCURY CAPRI | 1.6L L4 1598cc 98 CID |
| | 1991-1996 | FORD ESCORT | 1.8L L4 112 CID |
| US4069 | 1991-1996 | MERCURY TRACER | 1.8L L4 112 CID |
| | 1991-1996 | FORD ESCORT | 1.9L L4 116 CID |
| US4070 | 1994-1997 | MERCURY TRACER | 1.9L L4 116 CID |
| | 1996-1997 | FORD VAGONETA (MEX) | 1.9L L4 1900cc 114 CID |
| | 1992-1993 | FORD TOPAZ (MEX) | 3.0L V6 2985cc 182 CID |
| US4077 | 1992-1994 | FORD GHIA (MEX) | 3.0L V6 2985cc 182 CID |
| | 1992-1994 | FORD TEMPO | 3.0L V6 2986cc 182 CID |
| | 1992-1994 | MERCURY TOPAZ | 3.0L V6 2986cc 182 CID |
| | 1992-1994 | FORD E-350 ECONOLINE | 7.5L V8 460 CID |
| US4078 | 1992-1994 | FORD E-350 ECONOLINE CLUB WAGON | 7.5L V8 460 CID |
| | 1992-1994 | FORD F SUPER DUTY | 7.5L V8 460 CID |
| | 1992-1994 | FORD F-250 | 7.5L V8 460 CID |
| | 1992-1994 | FORD F-350 | 7.5L V8 460 CID |
| | 1992-1994 | FORD F53 | 7.5L V8 460 CID |
| | 1993-1997 | FORD PROBE | 2.0L L4 1989cc 122 CID |
| | 1993-1997 | MAZDA MX-6 | 2.0L L4 1991cc |
| | 1993-2002 | MAZDA 626 | 2.0L L4 1991cc |
| | 1999-2000 | MAZDA PROTEGE | 1.8L L4 1839cc |
| | 2001-2003 | MAZDA PROTEGE | 2.0L L4 2000cc |
| US4079 | 2002-2003 | MAZDA PROTEGE5 | 2.0L L4 2000cc |
| | 1989 | FORD F53 | 7.5L V8 460 CID |
| | 1992 | FORD E-150 ECONOLINE | 4.9L L6 4917cc 300 CID |
| | 1992 | FORD E-150 ECONOLINE CLUB WAGON | 4.9L L6 4917cc 300 CID |
| | 1992 | FORD E-250 ECONOLINE | 4.9L L6 4917cc 300 CID |
| | 1992 | FORD E-350 ECONOLINE | 4.9L L6 4917cc 300 CID |
| | 1992 | FORD E-350 ECONOLINE CLUB WAGON | 4.9L L6 4917cc 300 CID |
| | 1988-1989 | FORD E-250 ECONOLINE CLUB WAGON | 7.5L V8 460 CID |
| | 1988-1989 | FORD E-350 ECONOLINE | 7.5L V8 460 CID |
| | 1988-1989 | FORD F-250 | 7.5L V8 460 CID |
| US4081 | 1988-1989 | FORD F-350 | 7.5L V8 460 CID |
| | 1988 | FORD F53 | 7.5L V8 460 CID |
| | 1993-1995 | FORD TAURUS | 3.2L V6 195 CID |
| | 1984 | FORD E-250 ECONOLINE | 4.9L L6 4917cc 300 CID |
| | 1984 | FORD E-250 ECONOLINE CLUB WAGON | 4.9L L6 4917cc 300 CID |
| | 1984 | FORD E-350 ECONOLINE | 4.9L L6 4917cc 300 CID |
| | 1984 | FORD E-350 ECONOLINE CLUB WAGON | 4.9L L6 4917cc 300 CID |
| | 1995-1996 | FORD E-350 ECONOLINE | 7.5L V8 460 CID |
| | 1995-1996 | FORD E-350 ECONOLINE CLUB WAGON | 7.5L V8 460 CID |
| | 1995-1996 | FORD F-250 | 7.5L V8 460 CID |
| US4082 | 1995-1997 | FORD F SUPER DUTY | 7.5L V8 460 CID |
| | 1995-1997 | FORD F-350 | 7.5L V8 460 CID |
| | 1995-1997 | FORD F53 | 7.5L V8 460 CID |
| | 1996 | FORD ECONOLINE SUPER DUTY | 7.5L V8 460 CID |
| | 1994-1995 | FORD MUSTANG | 5.0L V8 302 CID |
| US4083 | 1994-1995 | FORD MYSTIQUE (MEX) | 2.0L L4 1984cc 121 CID |
| | 1995-1997 | FORD CONTOUR | 2.0L L4 1989cc 121 CID |
| | 1995-1997 | MERCURY MYSTIQUE | 2.0L L4 1989cc 121 CID |
| US4086 | 1994-1995 | FORD F150 (MEX) | 3.8L V6 3800cc 232 CID |
| | 1994-1995 | FORD SABLE (MEX) | 3.8L V6 3800cc 232 CID |
| | 1994-1995 | FORD TAURUS | 3.8L V6 232 CID |
| | 1994-1995 | MERCURY SABLE | 3.8L V6 232 CID |
| | 1994 | FORD WINDSTAR (MEX) | 3.8L V6 3800cc 232 CID |
| | 1994 | LINCOLN CONTINENTAL | 3.8L V6 232 CID |
| | 1994 | FORD WINDSTAR | 3.8L V6 232 CID |
| | 1994-1995 | FORD COUGAR (MEX) | 3.8L V6 3802cc 232 CID |
| | 1994-1995 | FORD TAURUS | 3.8L V6 232 CID |
| | 1994-1995 | MERCURY SABLE | 3.8L V6 232 CID |
| 1994 | FORD WINDSTAR (MEX) | 3.8L V6 3800cc 232 CID | |
| US4087 | 1994-1995 | FORD TAURUS | 3.8L V6 232 CID |
| | 1994-1995 | MERCURY SABLE | 3.8L V6 232 CID |
| US4088 | 1994-1995 | FORD WINDSTAR (MEX) | 3.8L V6 3800cc 232 CID |
| | 1994 | LINCOLN CONTINENTAL | 3.8L V6 232 CID |
| US4089 | 1994 | FORD WINDSTAR | 3.8L V6 232 CID |
| | 1994-1995 | FORD COUGAR (MEX) | 3.8L V6 3802cc 232 CID |

| USMW | Years | Application | Engine | |
|-----------|-----------|---------------------------------|------------------------|------------------------|
| US4115 | 1998-2000 | MERCURY MYSTIQUE | 2.0L L4 1989cc 121 CID | |
| | 1998-2003 | FORD ESCORT | 2.0L L4 1989cc 121 CID | |
| | 1999-2002 | MERCURY COUGAR | 2.0L L4 1989cc 121 CID | |
| | 1999 | FORD CONTOUR | 2.5L V6 2450cc 155 CID | |
| | 2000-2004 | FORD FOCUS | 2.0L L4 1989cc 121 CID | |
| | 2001-2004 | FORD ESCAPE | 2.0L L4 1989cc 121 CID | |
| | 2001-2004 | MAZDA TRIBUTE | 2.0L L4 1991cc | |
| | 2004 | FORD ECOSPORT (MEX) | 2.0L L4 1984cc 121 CID | |
| US4118 | 2000-2002 | JAGUAR S-TYPE | 3.0L V6 2968cc 181 CID | |
| | 2000-2002 | LINCOLN LS | 3.0L V6 2968cc 181 CID | |
| US4119 | 1999-2009 | FORD MUSTANG | 4.6L V8 281 CID | |
| US4121 | 1999-2001 | FORD F-150 | 5.4L V8 330 CID | |
| | 2000 | FORD F350 (MEX) | 5.4L V8 5409cc 330 CID | |
| US4122 | 1997-1998 | FORD E-150 ECONOLINE | 4.6L V8 281 CID | |
| | 1997-1998 | FORD E-150 ECONOLINE CLUB WAGON | 4.6L V8 281 CID | |
| | 1997-1998 | FORD E-350 ECONOLINE | 5.4L V8 330 CID | |
| | 1997-1999 | FORD E-150 ECONOLINE | 5.4L V8 330 CID | |
| | 1997-1999 | FORD E-150 ECONOLINE CLUB WAGON | 5.4L V8 330 CID | |
| | 1997-1999 | FORD E-250 ECONOLINE | 5.4L V8 330 CID | |
| | 1997-1999 | FORD E-350 ECONOLINE CLUB WAGON | 5.4L V8 330 CID | |
| | 1997-1999 | FORD ECONOLINE SUPER DUTY | 5.4L V8 330 CID | |
| | 1997-1999 | FORD F-250 | 4.6L V8 281 CID | |
| | 1997-1999 | FORD F-250 | 5.4L V8 330 CID | |
| | 1997-2004 | FORD EXPEDITION | 4.6L V8 281 CID | |
| | 1997-2005 | FORD F-150 | 5.4L V8 330 CID | |
| | 1997-2009 | FORD EXPEDITION | 5.4L V8 330 CID | |
| | 1997-2010 | FORD F-150 | 4.6L V8 281 CID | |
| | 1997-2010 | FORD LOBO (MEX) | 4.6L V8 4608cc 281 CID | |
| | 1998-2009 | LINCOLN NAVIGATOR | 5.4L V8 330 CID | |
| | 1999-2010 | FORD F-250 SUPER DUTY | 5.4L V8 330 CID | |
| | 1999-2010 | FORD F-350 SUPER DUTY | 5.4L V8 330 CID | |
| | 1999-2015 | FORD E-350 SUPER DUTY | 5.4L V8 330 CID | |
| | 1999 | FORD F350 (MEX) | 5.4L V8 5409cc 330 CID | |
| | 2000-2009 | FORD F250 (MEX) | 4.6L V8 4608cc 281 CID | |
| | 2002-2003 | FORD LOBO (MEX) | 5.4L V8 5409cc 330 CID | |
| | 2003-2005 | FORD E-150 CLUB WAGON | 4.6L V8 281 CID | |
| | 2003-2005 | FORD E-150 CLUB WAGON | 5.4L V8 330 CID | |
| | 2003-2005 | FORD EXCURSION | 5.4L V8 330 CID | |
| | 2003-2014 | FORD E-150 | 4.6L V8 281 CID | |
| | 2003-2014 | FORD E-150 | 5.4L V8 330 CID | |
| | 2003-2014 | FORD E-250 | 4.6L V8 281 CID | |
| | 2003-2014 | FORD E-250 | 5.4L V8 330 CID | |
| | 2004 | FORD F-150 HERITAGE | 4.6L V8 281 CID | |
| | 2006-2015 | FORD E-450 SUPER DUTY | 5.4L V8 330 CID | |
| | 2010 | LINCOLN MARK LT (MEX) | 5.4L V8 5409cc 330 CID | |
| | US4124 | 1997-2002 | JAGUAR XK8 | 4.0L V8 3996cc 244 CID |
| | | 1998-2003 | JAGUAR VANDEN PLAS | 4.0L V8 3996cc 244 CID |
| | | 1998-2003 | JAGUAR XJ8 | 4.0L V8 3996cc 244 CID |
| | | 1998-2003 | JAGUAR XJR | 4.0L V8 3996cc 244 CID |
| | | 2000-2002 | JAGUAR S-TYPE | 4.0L V8 3996cc 244 CID |
| | | 2000-2002 | JAGUAR XKR | 4.0L V8 3996cc 244 CID |
| | | 2000-2006 | LINCOLN LS | 3.9L V8 242 CID |
| | | 2002-2005 | FORD THUNDERBIRD | 3.9L V8 242 CID |
| | | 2003-2006 | JAGUAR XK8 | 4.2L V8 4196cc |
| | | 2003-2008 | JAGUAR S-TYPE | 4.2L V8 4196cc |
| | | 2003-2009 | JAGUAR XKR | 4.2L V8 4196cc |
| 2004-2009 | | JAGUAR VANDEN PLAS | 4.2L V8 4196cc | |
| 2004-2009 | | JAGUAR XJ8 | 4.2L V8 4196cc | |
| 2004-2009 | | JAGUAR XJR | 4.2L V8 4196cc | |
| 2005-2009 | | JAGUAR SUPER V8 | 4.2L V8 4196cc | |
| 2005-2009 | | LAND ROVER LR3 | 4.4L V8 4394cc | |
| 2006-2009 | | LAND ROVER RANGE ROVER | 4.2L V8 4196cc | |
| 2006-2009 | | LAND ROVER RANGE ROVER | 4.4L V8 4394cc | |
| 2006-2009 | | LAND ROVER RANGE ROVER SPORT | 4.2L V8 4196cc | |
| 2006-2009 | | LAND ROVER RANGE ROVER SPORT | 4.4L V8 4394cc | |
| 2007-2009 | JAGUAR XK | 4.2L V8 4196cc | | |
| 2009-2010 | JAGUAR XF | 4.2L V8 4196cc | | |
| US4125 | 1999-2010 | FORD LOBO (MEX) | 5.4L V8 5409cc 330 CID | |
| | 2001-2003 | FORD F-150 | 5.4L V8 330 CID | |

| USMW | Years | Application | Engine |
|-----------|-----------------------------------|---------------------------------|------------------------|
| | 2004 | FORD F-150 HERITAGE | 5.4L V8 330 CID |
| | 2007 | FORD LOBO (MEX) | 4.6L V8 4608cc 281 CID |
| US4126 | 2001-2011 | FORD RANGER | 2.3L L4 140 CID |
| | 2001 | FORD MONDEO (MEX) | 2.0L L4 1999cc 122 CID |
| | 2001 | MAZDA B2300 | 2.3L L4 2294cc |
| | 2002-2007 | FORD MONDEO (MEX) | 2.0L L4 1988cc 121 CID |
| | 2002-2009 | MAZDA B2300 | 2.3L L4 2300cc |
| | 2003-2007 | FORD FOCUS | 2.3L L4 140 CID |
| | 2003-2008 | MAZDA 6 | 2.3L L4 2260cc |
| | 2004-2005 | MAZDA 3 | 2.0L L4 2000cc 122 CID |
| | 2004-2013 | MAZDA 3 | 2.3L L4 2260cc |
| | 2005-2008 | FORD ESCAPE | 2.3L L4 140 CID |
| | 2005-2008 | MAZDA TRIBUTE | 2.3L L4 140 CID |
| | 2005-2008 | MERCURY MARINER | 2.3L L4 140 CID |
| | 2005-2009 | FORD ECOSPORT (MEX) | 2.0L L4 1984cc 121 CID |
| | 2005-2012 | FORD FOCUS | 2.0L L4 121 CID |
| | 2006-2007 | MAZDA 5 | 2.3L L4 2260cc |
| | 2006-2009 | FORD FUSION | 2.3L L4 140 CID |
| | 2006-2009 | MERCURY MILAN | 2.3L L4 140 CID |
| | 2007-2009 | FORD FOCUS (MEX) | 2.0L L4 1988cc 121 CID |
| | 2007-2012 | MAZDA CX-7 | 2.3L L4 2260cc |
| | 2008 | FORD FIESTA (MEX) | 2.0L L4 1988cc 121 CID |
| | 2009-2010 | MAZDA 6 | 2.5L L4 2488cc 152 CID |
| | 2009-2011 | MAZDA TRIBUTE | 2.5L L4 2488cc 152 CID |
| | 2009-2011 | MERCURY MARINER | 2.5L L4 2488cc 152 CID |
| | 2009-2015 | FORD ESCAPE | 2.5L L4 2488cc 152 CID |
| | 2010-2011 | FORD ECOSPORT (MEX) | 2.0L L4 1999cc 122 CID |
| | 2010-2011 | MERCURY MILAN | 2.5L L4 2488cc 152 CID |
| | 2010-2013 | FORD TRANSIT CONNECT | 2.0L L4 121 CID |
| | 2010-2014 | FORD FOCUS (MEX) | 2.0L L4 1999cc 122 CID |
| | 2010-2015 | FORD FUSION | 2.5L L4 2488cc 152 CID |
| | 2011-2012 | LINCOLN MKZ | 2.5L L4 2488cc 152 CID |
| | 2011 | FORD FOCUS (MEX) | 2.5L L5 2521cc 154 CID |
| | 2012-2015 | FORD EDGE | 2.0L L4 1999cc 122 CID |
| | 2012-2015 | FORD EXPLORER | 2.0L L4 1999cc 122 CID |
| 2013-2015 | FORD ESCAPE | 2.0L L4 1999cc 122 CID | |
| 2013-2015 | FORD FOCUS | 2.0L L4 1999cc 122 CID | |
| 2013-2015 | FORD FUSION | 2.0L L4 1999cc 122 CID | |
| 2013-2015 | FORD TAURUS | 2.0L L4 1999cc 122 CID | |
| 2013-2015 | LINCOLN MKT | 2.0L L4 1999cc 122 CID | |
| 2013-2015 | LINCOLN MKZ | 2.0L L4 1999cc 122 CID | |
| 2014-2015 | FORD TRANSIT CONNECT | 2.5L L4 2488cc 152 CID | |
| 2015 | FORD SPECIAL SERVICE POLICE SEDAN | 2.0L L4 1999cc 122 CID | |
| 2015 | LINCOLN MKC | 2.0L L4 1999cc 122 CID | |
| US4127 | 2002-2010 | FORD EXPLORER | 4.6L V8 281 CID |
| | 2002-2010 | MERCURY MOUNTAINEER | 4.6L V8 281 CID |
| | 2007-2010 | FORD EXPLORER SPORT TRAC | 4.6L V8 281 CID |
| | 2009 | FORD F-150 | 4.6L V8 281 CID |
| | 2010 | FORD EXPLORER (MEX) | 4.6L V8 4604cc 281 CID |
| US4128 | 2001-2004 | FORD MUSTANG | 4.6L V8 281 CID |
| | 2001-2011 | FORD CROWN VICTORIA | 4.6L V8 281 CID |
| | 2001-2011 | LINCOLN TOWN CAR | 4.6L V8 281 CID |
| | 2001-2011 | MERCURY GRAND MARQUIS | 4.6L V8 281 CID |
| | 2002-2004 | FORD GRAND MARQUIS (MEX) | 4.6L V8 4608cc 281 CID |
| | 2003-2004 | MERCURY MARAUDER | 4.6L V8 281 CID |
| | 2003 | LINCOLN BLACKWOOD (MEX) | 5.4L V8 5409cc 330 CID |
| US4129 | 2003-2005 | LINCOLN LS | 3.0L V6 2968cc 181 CID |
| | 2003-2008 | JAGUAR S-TYPE | 3.0L V6 2968cc 181 CID |
| US4130 | 1997-2002 | FORD E-250 ECONOLINE | 5.4L V8 330 CID |
| | 1997-2002 | FORD E-350 ECONOLINE CLUB WAGON | 5.4L V8 330 CID |
| | 1997 | FORD E-350 ECONOLINE | 5.4L V8 330 CID |
| | 1999-2002 | FORD E-150 ECONOLINE | 4.6L V8 281 CID |
| | 1999-2002 | FORD E-150 ECONOLINE CLUB WAGON | 4.6L V8 281 CID |
| | 2000-2002 | FORD E-150 ECONOLINE | 5.4L V8 330 CID |
| | 2000-2002 | FORD E-150 ECONOLINE CLUB WAGON | 5.4L V8 330 CID |
| | 2000-2002 | FORD E-350 SUPER DUTY | 5.4L V8 330 CID |
| | 2000-2002 | FORD E-450 ECONOLINE SUPER DUTY | 5.4L V8 330 CID |
| | 2000-2002 | FORD EXCURSION | 5.4L V8 330 CID |
| 2000-2002 | FORD EXPEDITION | 4.6L V8 281 CID | |

| USMW | Years | Application | Engine | |
|---------------|----------------------|-----------------------------|------------------------|------------------------|
| US4130 | 2000-2002 | FORD F-250 SUPER DUTY | 5.4L V8 330 CID | |
| | 2000-2002 | FORD F-350 SUPER DUTY | 5.4L V8 330 CID | |
| | 2001-2002 | FORD EXPEDITION | 5.4L V8 330 CID | |
| | 2002 | LINCOLN BLACKWOOD | 5.4L V8 330 CID | |
| US4132 | 2003-2005 | FORD TAURUS | 3.0L V6 2968cc 181 CID | |
| | 2003-2005 | MERCURY SABLE | 3.0L V6 2968cc 181 CID | |
| | 2003-2006 | FORD ESCAPE | 3.0L V6 2968cc 181 CID | |
| | 2003-2006 | MAZDA MPV | 3.0L V6 2968cc 181 CID | |
| | 2005-2006 | MERCURY MARINER | 3.0L V6 2968cc 181 CID | |
| | 2005-2008 | MAZDA TRIBUTE | 3.0L V6 2968cc 181 CID | |
| US5000 | 1980-1983 | CHEVROLET CITATION | 2.5L L4 2474cc 151 CID | |
| | 1980-1984 | OLDSMOBILE OMEGA | 2.5L L4 2474cc 151 CID | |
| | 1980-1984 | PONTIAC PHOENIX | 2.5L L4 2474cc 151 CID | |
| | 1980-1991 | BUICK SKYLARK | 2.5L L4 2474cc 151 CID | |
| | 1982-1986 | BUICK CENTURY | 2.5L L4 2474cc 151 CID | |
| | 1982-1986 | CHEVROLET CELEBRITY | 2.5L L4 2474cc 151 CID | |
| | 1982-1986 | OLDSMOBILE CUTLASS CIERA | 2.5L L4 2474cc 151 CID | |
| | 1982-1986 | PONTIAC 6000 | 2.5L L4 2474cc 151 CID | |
| | 1984-1985 | CHEVROLET CITATION II | 2.5L L4 2474cc 151 CID | |
| | 1984-1988 | PONTIAC FIERO | 2.5L L4 2474cc 151 CID | |
| | 1985-1987 | OLDSMOBILE CALAIS | 2.5L L4 2474cc 151 CID | |
| | 1985-1991 | PONTIAC GRAND AM | 2.5L L4 2474cc 151 CID | |
| | 1985 | BUICK SOMERSET REGAL | 2.5L L4 2474cc 151 CID | |
| | 1986-1987 | BUICK SOMERSET | 2.5L L4 2474cc 151 CID | |
| | 1988-1991 | OLDSMOBILE CUTLASS CALAIS | 2.5L L4 2474cc 151 CID | |
| | US5000P | 1980-1983 | CHEVROLET CITATION | 2.5L L4 2474cc 151 CID |
| | | 1980-1984 | OLDSMOBILE OMEGA | 2.5L L4 2474cc 151 CID |
| | | 1980-1984 | PONTIAC PHOENIX | 2.5L L4 2474cc 151 CID |
| | | 1980-1985 | BUICK SKYLARK | 2.5L L4 2474cc 151 CID |
| 1982-1986 | | BUICK CENTURY | 2.5L L4 2474cc 151 CID | |
| 1982-1986 | | CHEVROLET CELEBRITY | 2.5L L4 2474cc 151 CID | |
| 1982-1986 | | OLDSMOBILE CUTLASS CIERA | 2.5L L4 2474cc 151 CID | |
| 1982-1986 | | PONTIAC 6000 | 2.5L L4 2474cc 151 CID | |
| 1984-1985 | | CHEVROLET CITATION II | 2.5L L4 2474cc 151 CID | |
| 1987 | | BUICK SOMERSET | 2.5L L4 2474cc 151 CID | |
| US5001 | | 1980-1983 | CHEVROLET CITATION | 2.8L V6 173 CID |
| | | 1980-1984 | OLDSMOBILE OMEGA | 2.8L V6 173 CID |
| | | 1980-1984 | PONTIAC PHOENIX | 2.8L V6 173 CID |
| | 1980-1985 | BUICK SKYLARK | 2.8L V6 173 CID | |
| | 1982-1986 | CHEVROLET CELEBRITY | 2.8L V6 173 CID | |
| | 1982-1986 | PONTIAC 6000 | 2.8L V6 173 CID | |
| | 1984-1985 | CHEVROLET CITATION II | 2.8L V6 173 CID | |
| | 1984-1988 | CHEVROLET CITATION (MEX) | 2.8L V6 2800cc 173 CID | |
| | 1985-1986 | CHEVROLET CAMARO | 2.8L V6 173 CID | |
| | 1985-1986 | PONTIAC FIREBIRD | 2.8L V6 173 CID | |
| | 1985-1988 | PONTIAC FIERO | 2.8L V6 173 CID | |
| | 1986 | BUICK CENTURY | 2.8L V6 173 CID | |
| | 1986 | OLDSMOBILE CUTLASS CIERA | 2.8L V6 173 CID | |
| | US5003 | 1977-1978 | CADILLAC ELDORADO | 7.0L V8 425 CID |
| 1977-1979 | | CADILLAC DEVILLE | 7.0L V8 425 CID | |
| 1977-1979 | | CADILLAC FLEETWOOD | 7.0L V8 425 CID | |
| 1980-1981 | | CADILLAC DEVILLE | 6.0L V8 368 CID | |
| 1980-1981 | | CADILLAC ELDORADO | 6.0L V8 368 CID | |
| 1980-1981 | | CADILLAC SEVILLE | 6.0L V8 368 CID | |
| 1980-1984 | | CADILLAC COMMERCIAL CHASSIS | 6.0L V8 368 CID | |
| 1980-1984 | | CADILLAC FLEETWOOD | 6.0L V8 368 CID | |
| US5004 | | 1976-1987 | CHEVROLET CHEVETTE | 1.6L L4 98 CID |
| | | 1981-1987 | PONTIAC T1000 | 1.6L L4 98 CID |
| | | US5006 | 1982-1984 | CHEVROLET CAMARO |
| 1982-1984 | PONTIAC FIREBIRD | | 2.8L V6 173 CID | |
| 1982-1986 | CHEVROLET S10 | | 2.8L V6 173 CID | |
| 1982-1986 | GMC S15 | | 2.8L V6 173 CID | |
| 1983-1986 | CHEVROLET S10 BLAZER | | 2.8L V6 173 CID | |
| 1983-1986 | GMC S15 JIMMY | | 2.8L V6 173 CID | |
| 1984-1986 | JEEP CHEROKEE | | 2.8L V6 173 CID | |
| 1984-1986 | JEEP WAGONEER | | 2.8L V6 173 CID | |
| 1986 | JEEP COMANCHE | | 2.8L V6 173 CID | |
| US5007 | 1982 | | BUICK SKYHAWK | 1.8L L4 112 CID |
| | 1982 | | CADILLAC CIMARRON | 1.8L L4 112 CID |

| USMW | Years | Application | Engine | |
|---------------|------------------------|------------------------|------------------------|-----------------|
| | 1982 | CHEVROLET CAVALIER | 1.8L L4 112 CID | |
| | 1982 | OLDSMOBILE FIRENZA | 1.8L L4 112 CID | |
| | 1982 | PONTIAC J2000 | 1.8L L4 112 CID | |
| | 1983-1986 | BUICK SKYHAWK | 2.0L L4 122 CID | |
| | 1983-1986 | CADILLAC CIMARRON | 2.0L L4 122 CID | |
| | 1983-1986 | CHEVROLET CAVALIER | 2.0L L4 122 CID | |
| | 1983-1986 | OLDSMOBILE FIRENZA | 2.0L L4 122 CID | |
| | 1984-1985 | PONTIAC J2000 SUNBIRD | 2.0L L4 122 CID | |
| | 1986 | PONTIAC SUNBIRD | 2.0L L4 122 CID | |
| | US5008 | 1982-1986 | CHEVROLET C10 | 6.2L V8 379 CID |
| | | 1982-1986 | CHEVROLET C10 SUBURBAN | 6.2L V8 379 CID |
| | | 1982-1986 | CHEVROLET C20 | 6.2L V8 379 CID |
| | | 1982-1986 | CHEVROLET C20 SUBURBAN | 6.2L V8 379 CID |
| | | 1982-1986 | CHEVROLET C30 | 6.2L V8 379 CID |
| | | 1982-1986 | CHEVROLET K10 | 6.2L V8 379 CID |
| | | 1982-1986 | CHEVROLET K10 SUBURBAN | 6.2L V8 379 CID |
| | | 1982-1986 | CHEVROLET K20 | 6.2L V8 379 CID |
| | | 1982-1986 | CHEVROLET K20 SUBURBAN | 6.2L V8 379 CID |
| | | 1982-1986 | CHEVROLET K30 | 6.2L V8 379 CID |
| 1982-1986 | | CHEVROLET K5 BLAZER | 6.2L V8 379 CID | |
| 1982-1986 | | GMC C1500 | 6.2L V8 379 CID | |
| 1982-1986 | | GMC C1500 SUBURBAN | 6.2L V8 379 CID | |
| 1982-1986 | | GMC C2500 | 6.2L V8 379 CID | |
| 1982-1986 | | GMC C2500 SUBURBAN | 6.2L V8 379 CID | |
| 1982-1986 | | GMC C3500 | 6.2L V8 379 CID | |
| 1982-1986 | | GMC K1500 | 6.2L V8 379 CID | |
| 1982-1986 | | GMC K1500 SUBURBAN | 6.2L V8 379 CID | |
| 1982-1986 | | GMC K2500 | 6.2L V8 379 CID | |
| 1982-1986 | | GMC K2500 SUBURBAN | 6.2L V8 379 CID | |
| 1982-1986 | | GMC K3500 | 6.2L V8 379 CID | |
| 1982-1989 | | CHEVROLET P20 | 6.2L V8 379 CID | |
| 1982-1989 | | GMC P2500 | 6.2L V8 379 CID | |
| 1982-1991 | | GMC JIMMY | 6.2L V8 379 CID | |
| 1982-1993 | | CHEVROLET P30 | 6.2L V8 379 CID | |
| 1982-1993 | | GMC P3500 | 6.2L V8 379 CID | |
| 1983-1993 | | CHEVROLET G20 | 6.2L V8 379 CID | |
| 1983-1993 | | CHEVROLET G30 | 6.2L V8 379 CID | |
| 1983-1993 | | GMC G2500 | 6.2L V8 379 CID | |
| 1983-1993 | | GMC G3500 | 6.2L V8 379 CID | |
| 1987-1988 | | CHEVROLET R10 SUBURBAN | 6.2L V8 379 CID | |
| 1987-1988 | | CHEVROLET R20 | 6.2L V8 379 CID | |
| 1987-1988 | | CHEVROLET R20 SUBURBAN | 6.2L V8 379 CID | |
| 1987-1988 | | CHEVROLET R30 | 6.2L V8 379 CID | |
| 1987-1988 | | CHEVROLET V10 SUBURBAN | 6.2L V8 379 CID | |
| 1987-1988 | CHEVROLET V20 SUBURBAN | 6.2L V8 379 CID | | |
| 1987-1988 | CHEVROLET V30 | 6.2L V8 379 CID | | |
| 1987-1989 | GMC R2500 | 6.2L V8 379 CID | | |
| 1987-1991 | CHEVROLET BLAZER | 6.2L V8 379 CID | | |
| 1987-1991 | GMC R3500 | 6.2L V8 379 CID | | |
| 1987-1991 | GMC V3500 | 6.2L V8 379 CID | | |
| 1987 | CHEVROLET R10 | 6.2L V8 379 CID | | |
| 1987 | CHEVROLET V10 | 6.2L V8 379 CID | | |
| 1987 | CHEVROLET V20 | 6.2L V8 379 CID | | |
| 1987 | GMC R1500 | 6.2L V8 379 CID | | |
| 1987 | GMC R1500 SUBURBAN | 6.2L V8 379 CID | | |
| 1987 | GMC R2500 SUBURBAN | 6.2L V8 379 CID | | |
| 1987 | GMC V1500 | 6.2L V8 379 CID | | |
| 1987 | GMC V1500 SUBURBAN | 6.2L V8 379 CID | | |
| 1987 | GMC V2500 | 6.2L V8 379 CID | | |
| 1987 | GMC V2500 SUBURBAN | 6.2L V8 379 CID | | |
| 1989-1991 | CHEVROLET R3500 | 6.2L V8 379 CID | | |
| 1989-1991 | CHEVROLET V3500 | 6.2L V8 379 CID | | |
| 1989 | CHEVROLET R2500 | 6.2L V8 379 CID | | |
| 1992-1993 | AM GENERAL HUMMER | 6.2L V8 379 CID | | |
| US5009 | 1981-1983 | ISUZU I-MARK | 1.8L L4 1817cc | |
| | 1981-1984 | CHEVROLET CHEVETTE | 1.8L L4 1819cc 110 CID | |
| | US5010 | 1982-1984 | CADILLAC DEVILLE | 4.1L V8 250 CID |
| 1982-1985 | | CADILLAC ELDORADO | 4.1L V8 250 CID | |
| 1982-1985 | | CADILLAC FLEETWOOD | 4.1L V8 250 CID | |

WATER PUMPS

| USMW | Years | Application | Engine |
|---------|-----------|-----------------------------|------------------------|
| US5010 | 1982-1985 | CADILLAC SEVILLE | 4.1L V8 250 CID |
| US5012 | 1982-1983 | CHEVROLET MALIBU | 4.3L V6 260 CID |
| | 1982-1983 | CHEVROLET MONTE CARLO | 4.3L V6 260 CID |
| | 1982-1984 | BUICK REGAL | 4.3L V6 260 CID |
| | 1982-1984 | OLDSMOBILE CUTLASS CALAIS | 4.3L V6 260 CID |
| | 1984 | OLDSMOBILE CUTLASS SUPREME | 4.3L V6 260 CID |
| US5013 | 1982-1985 | CHEVROLET S10 | 1.9L L4 119 CID |
| | 1982-1985 | GMC S15 | 1.9L L4 119 CID |
| | 1983-1984 | CHEVROLET S10 BLAZER | 1.9L L4 119 CID |
| | 1983-1984 | GMC S15 JIMMY | 1.9L L4 119 CID |
| US5014 | 1982-1985 | BUICK CENTURY | 4.3L V6 260 CID |
| | 1982-1985 | CHEVROLET CELEBRITY | 4.3L V6 260 CID |
| | 1982-1985 | OLDSMOBILE CUTLASS CIERA | 4.3L V6 260 CID |
| | 1982-1985 | PONTIAC 6000 | 4.3L V6 260 CID |
| | 1985 | BUICK ELECTRA | 4.3L V6 260 CID |
| | 1985 | CADILLAC COMMERCIAL CHASSIS | 4.3L V6 260 CID |
| | 1985 | CADILLAC DEVILLE | 4.3L V6 260 CID |
| | 1985 | CADILLAC FLEETWOOD | 4.3L V6 260 CID |
| | 1985 | OLDSMOBILE 98 | 4.3L V6 260 CID |
| US5014P | 1982-1985 | BUICK CENTURY | 4.3L V6 260 CID |
| | 1982-1985 | CHEVROLET CELEBRITY | 4.3L V6 260 CID |
| | 1982-1985 | OLDSMOBILE CUTLASS CIERA | 4.3L V6 260 CID |
| | 1982-1985 | PONTIAC 6000 | 4.3L V6 260 CID |
| | 1985 | BUICK ELECTRA | 4.3L V6 260 CID |
| | 1985 | CADILLAC COMMERCIAL CHASSIS | 4.3L V6 260 CID |
| | 1985 | CADILLAC DEVILLE | 4.3L V6 260 CID |
| | 1985 | CADILLAC FLEETWOOD | 4.3L V6 260 CID |
| | 1985 | OLDSMOBILE 98 | 4.3L V6 260 CID |
| US5015 | 1983-1984 | CHEVROLET S10 | 2.0L L4 122 CID |
| | 1983-1984 | CHEVROLET S10 BLAZER | 2.0L L4 122 CID |
| | 1983-1984 | GMC S15 | 2.0L L4 122 CID |
| | 1983-1984 | GMC S15 JIMMY | 2.0L L4 122 CID |
| US5016 | 1984-1991 | CHEVROLET CORVETTE | 5.7L V8 350 CID |
| US5016H | 1984-1991 | CHEVROLET CORVETTE | 5.7L V8 350 CID |
| US5017 | 1982-1986 | BUICK SKYHAWK | 1.8L L4 112 CID |
| | 1982-1986 | OLDSMOBILE FIRENZA | 1.8L L4 112 CID |
| | 1985 | PONTIAC J2000 SUNBIRD | 1.8L L4 112 CID |
| | 1986 | PONTIAC SUNBIRD | 1.8L L4 112 CID |
| US5019 | 1966-1969 | CHEVROLET CORVETTE | 7.0L V8 6998cc 427 CID |
| | 1968-1969 | CHEVROLET CORVETTE | 7.0L V8 427 CID |
| US5019H | 1966-1969 | CHEVROLET CORVETTE | 7.0L V8 6998cc 427 CID |
| | 1968-1969 | CHEVROLET CORVETTE | 7.0L V8 427 CID |
| US5020 | 1985-1986 | CADILLAC CIMARRON | 2.8L V6 173 CID |
| | 1985-1986 | CHEVROLET CAVALIER | 2.8L V6 173 CID |
| | 1985-1986 | OLDSMOBILE FIRENZA | 2.8L V6 173 CID |
| US5021 | 1983-1985 | CHEVROLET S10 | 2.2L L4 134 CID |
| | 1984-1985 | GMC S15 | 2.2L L4 134 CID |
| | 1984 | CHEVROLET S10 BLAZER | 2.2L L4 134 CID |
| US5022 | 1985-1986 | CHEVROLET ASTRO | 2.5L L4 2474cc 151 CID |
| | 1985-1986 | CHEVROLET CAMARO | 2.5L L4 2474cc 151 CID |
| | 1985-1986 | CHEVROLET S10 | 2.5L L4 2474cc 151 CID |
| | 1985-1986 | CHEVROLET S10 BLAZER | 2.5L L4 2474cc 151 CID |
| | 1985-1986 | GMC S15 | 2.5L L4 2474cc 151 CID |
| | 1985-1986 | GMC S15 JIMMY | 2.5L L4 2474cc 151 CID |
| | 1985-1986 | GMC SAFARI | 2.5L L4 2474cc 151 CID |
| | 1985-1986 | PONTIAC FIREBIRD | 2.5L L4 2474cc 151 CID |
| US5023 | 1985-1987 | CADILLAC COMMERCIAL CHASSIS | 4.1L V8 250 CID |
| | 1985-1987 | CADILLAC DEVILLE | 4.1L V8 250 CID |
| | 1985-1987 | CADILLAC FLEETWOOD | 4.1L V8 250 CID |
| | 1986-1987 | CADILLAC ELDORADO | 4.1L V8 250 CID |
| | 1986-1987 | CADILLAC SEVILLE | 4.1L V8 250 CID |
| | 1987-1988 | CADILLAC ALLANTE | 4.1L V8 250 CID |
| | 1988-1990 | CADILLAC COMMERCIAL CHASSIS | 4.5L V8 273 CID |
| | 1988-1990 | CADILLAC DEVILLE | 4.5L V8 273 CID |
| | 1988-1990 | CADILLAC ELDORADO | 4.5L V8 273 CID |
| | 1988-1990 | CADILLAC FLEETWOOD | 4.5L V8 273 CID |
| | 1988-1990 | CADILLAC SEVILLE | 4.5L V8 273 CID |
| | 1989-1992 | CADILLAC ALLANTE | 4.5L V8 273 CID |
| | 1991-1992 | CADILLAC FLEETWOOD | 4.9L V8 300 CID |

| USMW | Years | Application | Engine |
|--------|-----------|-----------------------------|------------------------|
| | 1991-1993 | CADILLAC COMMERCIAL CHASSIS | 4.9L V8 300 CID |
| | 1991-1993 | CADILLAC ELDORADO | 4.9L V8 300 CID |
| | 1991-1993 | CADILLAC SEVILLE | 4.9L V8 300 CID |
| | 1991-1995 | CADILLAC DEVILLE | 4.9L V8 300 CID |
| | 1993 | CADILLAC 60 SPECIAL | 4.9L V8 300 CID |
| US5027 | 1983-1984 | ISUZU I-MARK | 1.8L L4 1817cc |
| | 1985-1986 | CHEVROLET CHEVETTE | 1.8L L4 1819cc 110 CID |
| US5028 | 1982-1985 | BUICK CENTURY | 3.0L V6 181 CID |
| | 1982-1985 | OLDSMOBILE CUTLASS CIERA | 3.0L V6 181 CID |
| | 1984-1985 | BUICK CENTURY | 3.8L V6 3800cc 231 CID |
| | 1984-1985 | OLDSMOBILE CUTLASS CIERA | 3.8L V6 3800cc 231 CID |
| | 1985 | BUICK ELECTRA | 3.0L V6 181 CID |
| | 1985 | BUICK ELECTRA | 3.8L V6 3800cc 231 CID |
| | 1985 | OLDSMOBILE 98 | 3.0L V6 181 CID |
| | 1985 | OLDSMOBILE 98 | 3.8L V6 3800cc 231 CID |
| US5029 | 1985-1988 | CHEVROLET SPRINT | 1.0L L3 993cc 61 CID |
| | 1986-1989 | SUZUKI SAMURAI | 1.3L L4 1325cc 81 CID |
| | 1989 | SUZUKI SIDEKICK | 1.3L L4 1325cc 81 CID |
| | 1990-1995 | SUZUKI SAMURAI | 1.3L L4 1298cc 79 CID |
| US5030 | 1975-1978 | GMC P15 | 4.8L L6 292 CID |
| | 1975-1980 | CHEVROLET P10 | 4.8L L6 292 CID |
| | 1977-1978 | GMC K35 | 4.8L L6 292 CID |
| | 1977-1986 | CHEVROLET K30 | 4.8L L6 292 CID |
| | 1978-1980 | CHEVROLET G20 | 4.8L L6 292 CID |
| | 1978-1982 | CHEVROLET C20 SUBURBAN | 4.8L L6 292 CID |
| | 1978-1982 | CHEVROLET K20 SUBURBAN | 4.8L L6 292 CID |
| | 1978-1986 | CHEVROLET C20 | 4.8L L6 292 CID |
| | 1978-1986 | CHEVROLET C30 | 4.8L L6 292 CID |
| | 1978-1986 | CHEVROLET K20 | 4.8L L6 292 CID |
| | 1978-1989 | CHEVROLET P20 | 4.8L L6 292 CID |
| | 1978-1989 | CHEVROLET P30 | 4.8L L6 292 CID |
| | 1978 | CHEVROLET CS1073 (MEX) | 4.8L L6 4800cc 292 CID |
| | 1978 | CHEVROLET CS31003 (MEX) | 4.8L L6 4800cc 292 CID |
| | 1978 | CHEVROLET G30 | 4.8L L6 292 CID |
| | 1978 | GMC C25 | 4.8L L6 292 CID |
| | 1978 | GMC C25 SUBURBAN | 4.8L L6 292 CID |
| | 1978 | GMC G25 | 4.8L L6 292 CID |
| | 1978 | GMC G35 | 4.8L L6 292 CID |
| | 1978 | GMC K25 | 4.8L L6 292 CID |
| | 1978 | GMC K25 SUBURBAN | 4.8L L6 292 CID |
| | 1978 | GMC P25 | 4.8L L6 292 CID |
| | 1978 | GMC P35 | 4.8L L6 292 CID |
| | 1979-1980 | GMC P1500 | 4.8L L6 292 CID |
| | 1979-1984 | GMC C2500 SUBURBAN | 4.8L L6 292 CID |
| | 1979-1984 | GMC K2500 SUBURBAN | 4.8L L6 292 CID |
| | 1979-1986 | GMC C2500 | 4.8L L6 292 CID |
| | 1979-1986 | GMC K2500 | 4.8L L6 292 CID |
| | 1979-1986 | GMC K3500 | 4.8L L6 292 CID |
| | 1979-1989 | GMC P2500 | 4.8L L6 292 CID |
| | 1979-1989 | GMC P3500 | 4.8L L6 292 CID |
| | 1980-1986 | GMC C3500 | 4.8L L6 292 CID |
| | 1980 | CHEVROLET C10 | 4.8L L6 292 CID |
| | 1980 | CHEVROLET K10 | 4.8L L6 292 CID |
| | 1980 | GMC C1500 | 4.8L L6 292 CID |
| | 1980 | GMC K1500 | 4.8L L6 292 CID |
| | 1981-1986 | CHEVROLET C10 (MEX) | 4.8L L6 4800cc 292 CID |
| | 1981-1986 | GMC C1500 (MEX) | 4.8L L6 4800cc 292 CID |
| | 1987-1988 | CHEVROLET R20 | 4.8L L6 292 CID |
| | 1987-1988 | CHEVROLET R30 | 4.8L L6 292 CID |
| | 1987-1988 | CHEVROLET V30 | 4.8L L6 292 CID |
| | 1987-1988 | GMC R2500 | 4.8L L6 292 CID |
| | 1987-1988 | GMC R3500 | 4.8L L6 292 CID |
| | 1987-1988 | GMC V3500 | 4.8L L6 292 CID |
| | 1987 | CHEVROLET C35 (MEX) | 4.8L L6 4800cc 292 CID |
| | 1987 | CHEVROLET V20 | 4.8L L6 292 CID |
| | 1987 | GMC V2500 | 4.8L L6 292 CID |
| | 1998-2002 | CHEVROLET P30 VAN (MEX) | 4.1L L6 4100cc 250 CID |
| | 1998 | CHEVROLET C1500 (MEX) | 4.1L L6 4100cc 250 CID |
| US5031 | 1985-1988 | CHEVROLET SPECTRUM | 1.5L L4 1471cc 92 CID |

| USMW | Years | Application | Engine | |
|-----------|-----------|----------------------------|---------------------------|------------------------|
| US5031 | 1985-1989 | ISUZU I-MARK | 1.5L L4 1471cc | |
| | 1989 | GEO SPECTRUM | 1.5L L4 1471cc 92 CID | |
| US5032 | 1987-1988 | OLDSMOBILE FIRENZA | 2.0L L4 121 CID | |
| | 1987-1989 | CHEVROLET BERETTA | 2.0L L4 122 CID | |
| | 1987-1989 | CHEVROLET CAVALIER | 2.0L L4 122 CID | |
| | 1987-1989 | CHEVROLET CORSICA | 2.0L L4 122 CID | |
| | 1989 | BUICK SKYHAWK | 2.0L L4 122 CID | |
| | 1990-1991 | CHEVROLET BERETTA | 2.2L L4 134 CID | |
| | 1990-1991 | CHEVROLET CAVALIER | 2.2L L4 134 CID | |
| | 1990-1991 | CHEVROLET CORSICA | 2.2L L4 134 CID | |
| | 1992-1996 | CHEVROLET BERETTA | 2.2L L4 2190cc 134 CID | |
| | 1992-1996 | CHEVROLET CORSICA | 2.2L L4 2190cc 134 CID | |
| | 1992-2002 | CHEVROLET CAVALIER | 2.2L L4 2190cc 134 CID | |
| | 1993-1996 | BUICK CENTURY | 2.2L L4 2190cc 134 CID | |
| | 1993-1996 | OLDSMOBILE CUTLASS CIERA | 2.2L L4 2190cc 134 CID | |
| | 1994-1995 | CHEVROLET LLV | 2.2L L4 2190cc 134 CID | |
| | 1994-2003 | CHEVROLET S10 | 2.2L L4 2190cc 134 CID | |
| | 1994-2003 | GMC SONOMA | 2.2L L4 2190cc 134 CID | |
| | 1995-2002 | PONTIAC SUNFIRE | 2.2L L4 2190cc 134 CID | |
| | 1996-2000 | ISUZU HOMBRE | 2.2L L4 2180cc | |
| | 1997-1999 | CHEVROLET LUV (MEX) | 2.2L L4 2190cc 133 CID | |
| | 2001-2002 | CHEVROLET S10 (MEX) | 2.2L L4 2200cc 134 CID | |
| | US5033 | 1982-1984 | CHEVROLET CELEBRITY (MEX) | 2.8L V6 2835cc 173 CID |
| | | 1983-1990 | CHEVROLET CENTURY (MEX) | 2.8L V6 2800cc 173 CID |
| | | 1986-1989 | CHEVROLET CUTLASS (MEX) | 2.8L V6 2835cc 173 CID |
| 1986-1997 | | CHEVROLET CUTLASS (MEX) | 3.1L V6 3130cc 191 CID | |
| 1987-1988 | | CADILLAC CIMARRON | 2.8L V6 173 CID | |
| 1987-1989 | | BUICK CENTURY | 2.8L V6 173 CID | |
| 1987-1989 | | CHEVROLET BERETTA | 2.8L V6 173 CID | |
| 1987-1989 | | CHEVROLET CAVALIER | 2.8L V6 173 CID | |
| 1987-1989 | | CHEVROLET CELEBRITY | 2.8L V6 173 CID | |
| 1987-1989 | | CHEVROLET CORSICA | 2.8L V6 173 CID | |
| 1987-1989 | | OLDSMOBILE CUTLASS CIERA | 2.8L V6 173 CID | |
| 1987-1989 | | OLDSMOBILE CUTLASS CRUISER | 2.8L V6 173 CID | |
| 1987-1989 | | PONTIAC 6000 | 2.8L V6 173 CID | |
| 1987 | | OLDSMOBILE FIRENZA | 2.8L V6 173 CID | |
| 1988-1989 | | BUICK REGAL | 2.8L V6 173 CID | |
| 1988-1989 | | OLDSMOBILE CUTLASS SUPREME | 2.8L V6 173 CID | |
| 1988-1989 | | PONTIAC GRAND PRIX | 2.8L V6 173 CID | |
| 1988-1991 | | PONTIAC 6000 | 3.1L V6 189 CID | |
| 1989-1996 | | BUICK REGAL | 3.1L V6 189 CID | |
| 1989-1997 | | CHEVROLET CENTURY (MEX) | 3.1L V6 3130cc 191 CID | |
| 1989-1997 | | OLDSMOBILE CUTLASS SUPREME | 3.1L V6 189 CID | |
| 1989-2003 | | PONTIAC GRAND PRIX | 3.1L V6 189 CID | |
| 1990-1994 | | CHEVROLET CAVALIER | 3.1L V6 189 CID | |
| 1990-1994 | | CHEVROLET CAVALIER (MEX) | 2.8L V6 2800cc 173 CID | |
| 1990-1994 | | CHEVROLET S10 BLAZER (MEX) | 3.1L V6 3100cc 191 CID | |
| 1990-1994 | | OLDSMOBILE SILHOUETTE | 3.1L V6 189 CID | |
| 1990-1995 | | CHEVROLET LUMINA APV | 3.1L V6 189 CID | |
| 1990-1995 | | PONTIAC TRANS SPORT | 3.1L V6 189 CID | |
| 1990-1996 | | CHEVROLET BERETTA | 3.1L V6 189 CID | |
| 1990-1996 | | CHEVROLET CORSICA | 3.1L V6 189 CID | |
| 1990-2001 | | CHEVROLET LUMINA | 3.1L V6 189 CID | |
| 1990 | | CHEVROLET CELEBRITY | 3.1L V6 189 CID | |
| 1990 | | CHEVROLET CELEBRITY (MEX) | 2.8L V6 2800cc 173 CID | |
| 1991-1994 | | PONTIAC SUNBIRD | 3.1L V6 189 CID | |
| 1991-1996 | | CHEVROLET EUROSORT (MEX) | 3.1L V6 3135cc 191 CID | |
| 1991-1996 | | OLDSMOBILE CUTLASS SUPREME | 3.4L V6 207 CID | |
| 1991-1996 | | PONTIAC GRAND PRIX | 3.4L V6 207 CID | |
| 1991-1997 | | CHEVROLET LUMINA | 3.4L V6 207 CID | |
| 1994-1996 | | CHEVROLET CUTLASS (MEX) | 2.2L L4 2196cc 134 CID | |
| 1994-1996 | | OLDSMOBILE CUTLASS CIERA | 3.1L V6 189 CID | |
| 1994-1998 | | BUICK SKYLARK | 3.1L V6 189 CID | |
| 1994-1998 | | OLDSMOBILE ACHIEVA | 3.1L V6 189 CID | |
| 1994-1998 | | PONTIAC GRAND AM | 3.1L V6 189 CID | |
| 1994-2005 | | BUICK CENTURY | 3.1L V6 189 CID | |
| 1994 | | OLDSMOBILE CUTLASS CRUISER | 3.1L V6 189 CID | |
| 1995-1999 | | CHEVROLET MONTE CARLO | 3.1L V6 189 CID | |
| 1995-2005 | | CHEVROLET MONTE CARLO | 3.4L V6 207 CID | |

| USMW | Years | Application | Engine |
|-----------|------------------------|--------------------------|------------------------|
| | 1995 | CHEVROLET CENTURY (MEX) | 2.2L L4 2196cc 134 CID |
| | 1996-1998 | PONTIAC TRANS SPORT | 3.4L V6 207 CID |
| | 1996-2004 | OLDSMOBILE SILHOUETTE | 3.4L V6 207 CID |
| | 1996 | CHEVROLET LUMINA APV | 3.4L V6 207 CID |
| | 1997-1999 | OLDSMOBILE CUTLASS | 3.1L V6 189 CID |
| | 1997-2003 | CHEVROLET MALIBU | 3.1L V6 189 CID |
| | 1997-2005 | CHEVROLET VENTURE | 3.4L V6 207 CID |
| | 1997 | CHEVROLET LUMINA (MEX) | 3.3L V6 3343cc 204 CID |
| | 1999-2004 | OLDSMOBILE ALERO | 3.4L V6 207 CID |
| | 1999-2005 | PONTIAC GRAND AM | 3.4L V6 207 CID |
| | 1999-2005 | BUICK MONTANA | 3.4L V6 207 CID |
| | 2000-2005 | CHEVROLET IMPALA | 3.4L V6 207 CID |
| | 2001-2005 | PONTIAC AZTEK | 3.4L V6 207 CID |
| | 2002-2005 | BUICK RENDEZVOUS | 3.4L V6 207 CID |
| | 2004-2006 | CHEVROLET MALIBU | 3.5L V6 213 CID |
| | 2005-2006 | BUICK TERRAZA | 3.5L V6 213 CID |
| | 2005-2006 | CHEVROLET UPLANDER | 3.5L V6 213 CID |
| | 2005-2006 | PONTIAC MONTANA | 3.5L V6 213 CID |
| | 2005-2006 | SATURN RELAY | 3.5L V6 213 CID |
| | 2005 | PONTIAC G6 | 3.5L V6 211 CID |
| | 2006-2007 | BUICK RENDEZVOUS | 3.5L V6 213 CID |
| | 2006 | PONTIAC G6 | 3.5L V6 214 CID |
| US5035 | 1987-1989 | CHEVROLET S10 BLAZER | 2.8L V6 173 CID |
| | 1987-1989 | GMC S15 JIMMY | 2.8L V6 173 CID |
| | 1987-1990 | GMC S15 | 2.8L V6 173 CID |
| | 1987-1993 | CHEVROLET S10 | 2.8L V6 173 CID |
| | 1989-1991 | ISUZU TROOPER | 2.8L V6 2827cc |
| | 1991-1992 | ISUZU RODEO | 3.1L V6 3137cc |
| | 1991-1993 | GMC SONOMA | 2.8L V6 173 CID |
| | 1991-1994 | ISUZU PICKUP | 3.1L V6 3137cc |
| US5036 | 1982-1983 | PONTIAC J2000 | 1.8L L4 112 CID |
| | 1984 | PONTIAC J2000 SUNBIRD | 1.8L L4 112 CID |
| | 1987-1988 | BUICK SKYHAWK | 2.0L L4 122 CID |
| | 1987-1988 | OLDSMOBILE FIRENZA | 2.0L L4 122 CID |
| | 1987-1989 | PONTIAC GRAND AM | 2.0L L4 122 CID |
| | 1987-1994 | PONTIAC SUNBIRD | 2.0L L4 122 CID |
| | 1989-1990 | PONTIAC LEMANS | 2.0L L4 122 CID |
| US5037 | 1987-1989 | CHEVROLET CAMARO | 2.8L V6 173 CID |
| | 1987-1989 | PONTIAC FIREBIRD | 2.8L V6 173 CID |
| | 1990-1992 | CHEVROLET CAMARO | 3.1L V6 189 CID |
| | 1990-1992 | PONTIAC FIREBIRD | 3.1L V6 189 CID |
| US5038 | 1988-1996 | CHEVROLET G30 | 7.4L V8 454 CID |
| | 1988-1996 | GMC G3500 | 7.4L V8 454 CID |
| | 1988-2000 | CHEVROLET C3500 | 7.4L V8 454 CID |
| | 1988-2000 | CHEVROLET K3500 | 7.4L V8 454 CID |
| | 1988-2000 | GMC C3500 | 7.4L V8 454 CID |
| | 1988-2000 | GMC K3500 | 7.4L V8 454 CID |
| | 1989-1991 | CHEVROLET R2500 SUBURBAN | 7.4L V8 454 CID |
| | 1989-1991 | GMC R2500 SUBURBAN | 7.4L V8 454 CID |
| | 1990-1993 | CHEVROLET C1500 | 7.4L V8 454 CID |
| | 1991-2000 | CHEVROLET C2500 | 7.4L V8 454 CID |
| | 1991-2000 | CHEVROLET K2500 | 7.4L V8 454 CID |
| | 1991-2000 | GMC C2500 | 7.4L V8 454 CID |
| | 1991-2000 | GMC K2500 | 7.4L V8 454 CID |
| | 1992-1999 | CHEVROLET C2500 SUBURBAN | 7.4L V8 454 CID |
| | 1992-1999 | CHEVROLET K2500 SUBURBAN | 7.4L V8 454 CID |
| 1992-1999 | GMC C2500 SUBURBAN | 7.4L V8 454 CID | |
| 1992-1999 | GMC K2500 SUBURBAN | 7.4L V8 454 CID | |
| 1996-2000 | CHEVROLET EXPRESS 3500 | 7.4L V8 454 CID | |
| 1996-2000 | GMC SAVANA 3500 | 7.4L V8 454 CID | |
| US5038H | 1988-1996 | CHEVROLET G30 | 7.4L V8 454 CID |
| | 1988-1996 | GMC G3500 | 7.4L V8 454 CID |
| | 1988-2000 | CHEVROLET C3500 | 7.4L V8 454 CID |
| | 1988-2000 | CHEVROLET K3500 | 7.4L V8 454 CID |
| | 1988-2000 | GMC C3500 | 7.4L V8 454 CID |
| | 1988-2000 | GMC K3500 | 7.4L V8 454 CID |
| | 1989-1991 | CHEVROLET R2500 SUBURBAN | 7.4L V8 454 CID |
| | 1989-1991 | GMC R2500 SUBURBAN | 7.4L V8 454 CID |
| | 1990-1993 | CHEVROLET C1500 | 7.4L V8 454 CID |
| | 1990-1993 | CHEVROLET K1500 | 7.4L V8 454 CID |
| | 1990-1993 | GMC C1500 | 7.4L V8 454 CID |

| USMW | Years | Application | Engine |
|-----------|-----------|----------------------------|------------------------|
| US5038H | 1991-2000 | CHEVROLET C2500 | 7.4L V8 454 CID |
| | 1991-2000 | CHEVROLET K2500 | 7.4L V8 454 CID |
| | 1991-2000 | GMC C2500 | 7.4L V8 454 CID |
| | 1991-2000 | GMC K2500 | 7.4L V8 454 CID |
| | 1992-1999 | CHEVROLET C2500 SUBURBAN | 7.4L V8 454 CID |
| | 1992-1999 | CHEVROLET K2500 SUBURBAN | 7.4L V8 454 CID |
| | 1992-1999 | GMC C2500 SUBURBAN | 7.4L V8 454 CID |
| | 1992-1999 | GMC K2500 SUBURBAN | 7.4L V8 454 CID |
| | 1996-2000 | CHEVROLET EXPRESS 3500 | 7.4L V8 454 CID |
| | 1996-2000 | GMC SAVANA 3500 | 7.4L V8 454 CID |
| US5040 | 1987-1988 | CHEVROLET S10 BLAZER | 2.5L L4 2474cc 151 CID |
| | 1987-1988 | GMC S15 JIMMY | 2.5L L4 2474cc 151 CID |
| | 1987-1990 | CHEVROLET ASTRO | 2.5L L4 2474cc 151 CID |
| | 1987-1990 | GMC S15 | 2.5L L4 2474cc 151 CID |
| | 1987-1990 | GMC SAFARI | 2.5L L4 2474cc 151 CID |
| | 1987-1993 | CHEVROLET LLV | 2.5L L4 2474cc 151 CID |
| | 1987-1993 | CHEVROLET S10 | 2.5L L4 2474cc 151 CID |
| | 1991-1993 | GMC SONOMA | 2.5L L4 2474cc 151 CID |
| US5041 | 1987-1990 | CHEVROLET CELEBRITY | 2.5L L4 2474cc 151 CID |
| | 1987-1990 | OLDSMOBILE CUTLASS CRUISER | 2.5L L4 2474cc 151 CID |
| | 1987-1991 | PONTIAC 6000 | 2.5L L4 2474cc 151 CID |
| | 1987-1992 | BUICK CENTURY | 2.5L L4 2474cc 151 CID |
| | 1987-1992 | OLDSMOBILE CUTLASS CIERA | 2.5L L4 2474cc 151 CID |
| | 1990-1992 | CHEVROLET LUMINA | 2.5L L4 2474cc 151 CID |
| US5043 | 1987 | OLDSMOBILE CALAIS | 2.3L L4 138 CID |
| | 1988-1991 | OLDSMOBILE CUTLASS CALAIS | 2.3L L4 138 CID |
| | 1988-1995 | BUICK SKYLARK | 2.3L L4 138 CID |
| | 1988-1995 | PONTIAC GRAND AM | 2.3L L4 138 CID |
| | 1989-1991 | OLDSMOBILE CUTLASS CALAIS | 2.3L L4 140 CID |
| | 1989-1994 | PONTIAC GRAND AM | 2.3L L4 140 CID |
| | 1990-1991 | OLDSMOBILE CUTLASS SUPREME | 2.3L L4 138 CID |
| | 1990-1991 | PONTIAC GRAND PRIX | 2.3L L4 138 CID |
| | 1990-1994 | CHEVROLET BERETTA | 2.3L L4 140 CID |
| | 1990 | OLDSMOBILE CUTLASS SUPREME | 2.3L L4 140 CID |
| | 1992-1994 | OLDSMOBILE ACHIEVA | 2.3L L4 140 CID |
| | 1992-1995 | OLDSMOBILE ACHIEVA | 2.3L L4 138 CID |
| | 1995 | CHEVROLET CAVALIER | 2.3L L4 138 CID |
| | 1995 | PONTIAC SUNFIRE | 2.3L L4 138 CID |
| US5045 | 1988-1990 | PONTIAC LEMANS | 1.6L L4 1588cc 98 CID |
| US5048 | 1989-1997 | GEO TRACKER | 1.6L L4 1588cc 98 CID |
| | 1989-1998 | SUZUKI SIDEKICK | 1.6L L4 1590cc 97 CID |
| | 1995-1996 | SUZUKI ESTEEM | 1.6L L4 1590cc 97 CID |
| | 1996-1998 | SUZUKI X-90 | 1.6L L4 1590cc 97 CID |
| | 1998 | CHEVROLET TRACKER | 1.6L L4 1588cc 98 CID |
| | 1999-2001 | CHEVROLET TRACKER (MEX) | 2.2L L4 2196cc 134 CID |
| | 2005 | CHEVROLET TRACKER (MEX) | 2.2L L4 2190cc 134 CID |
| | US5049 | 1987-1988 | CHEVROLET R10 SUBURBAN |
| 1987-1988 | | CHEVROLET R20 SUBURBAN | 5.7L V8 350 CID |
| 1987-1988 | | CHEVROLET V10 SUBURBAN | 5.7L V8 350 CID |
| 1987-1993 | | CHEVROLET G10 | 5.7L V8 350 CID |
| 1987-1993 | | GMC G1500 | 5.7L V8 350 CID |
| 1987-1995 | | CHEVROLET ASTRO | 4.3L V6 262 CID |
| 1987-1995 | | CHEVROLET G10 | 4.3L V6 262 CID |
| 1987-1995 | | CHEVROLET G10 | 5.0L V8 305 CID |
| 1987-1995 | | CHEVROLET G20 | 4.3L V6 262 CID |
| 1987-1995 | | CHEVROLET G20 | 5.0L V8 305 CID |
| 1987-1995 | | CHEVROLET G20 | 5.7L V8 350 CID |
| 1987-1995 | | GMC G1500 | 4.3L V6 262 CID |
| 1987-1995 | | GMC G1500 | 5.0L V8 305 CID |
| 1987-1995 | | GMC G2500 | 4.3L V6 262 CID |
| 1987-1995 | | GMC G2500 | 5.0L V8 305 CID |
| 1987-1995 | | GMC G2500 | 5.7L V8 350 CID |
| 1987-1995 | | GMC G3500 | 4.3L V6 262 CID |
| 1987-1995 | | GMC SAFARI | 4.3L V6 262 CID |
| 1987-1996 | | CHEVROLET G30 | 4.3L V6 262 CID |
| 1987-1996 | | CHEVROLET G30 | 5.7L V8 350 CID |
| 1987-1996 | | GMC G3500 | 5.7L V8 350 CID |
| 1988-1990 | | GMC S15 | 4.3L V6 262 CID |
| 1988-1991 | | CHEVROLET C1500 (MEX) | 5.7L V8 5700cc 350 CID |

| USMW | Years | Application | Engine |
|-----------|-----------------------------|------------------------|--------|
| 1988-1991 | CHEVROLET C2500 (MEX) | 5.7L V8 5700cc 350 CID | |
| 1988-1991 | GMC S15 JIMMY | 4.3L V6 262 CID | |
| 1988-1992 | CHEVROLET CAMARO | 5.0L V8 305 CID | |
| 1988-1992 | CHEVROLET CAMARO | 5.7L V8 350 CID | |
| 1988-1992 | PONTIAC FIREBIRD | 5.0L V8 305 CID | |
| 1988-1992 | PONTIAC FIREBIRD | 5.7L V8 350 CID | |
| 1988-1994 | CHEVROLET C3500 (MEX) | 5.7L V8 5700cc 350 CID | |
| 1988-1994 | CHEVROLET S10 BLAZER | 4.3L V6 262 CID | |
| 1988-1995 | CHEVROLET C1500 | 4.3L V6 262 CID | |
| 1988-1995 | CHEVROLET C1500 | 5.0L V8 305 CID | |
| 1988-1995 | CHEVROLET C1500 | 5.7L V8 350 CID | |
| 1988-1995 | CHEVROLET C2500 | 4.3L V6 262 CID | |
| 1988-1995 | CHEVROLET C2500 | 5.0L V8 305 CID | |
| 1988-1995 | CHEVROLET C2500 | 5.7L V8 350 CID | |
| 1988-1995 | CHEVROLET C3500 | 5.7L V8 350 CID | |
| 1988-1995 | CHEVROLET K1500 | 4.3L V6 262 CID | |
| 1988-1995 | CHEVROLET K1500 | 5.0L V8 305 CID | |
| 1988-1995 | CHEVROLET K1500 | 5.7L V8 350 CID | |
| 1988-1995 | CHEVROLET K2500 | 4.3L V6 262 CID | |
| 1988-1995 | CHEVROLET K2500 | 5.0L V8 305 CID | |
| 1988-1995 | CHEVROLET K3500 | 5.7L V8 350 CID | |
| 1988-1995 | CHEVROLET S10 | 4.3L V6 262 CID | |
| 1988-1995 | GMC C1500 | 4.3L V6 262 CID | |
| 1988-1995 | GMC C1500 | 5.0L V8 305 CID | |
| 1988-1995 | GMC C1500 | 5.7L V8 350 CID | |
| 1988-1995 | GMC C2500 | 4.3L V6 262 CID | |
| 1988-1995 | GMC C2500 | 5.0L V8 305 CID | |
| 1988-1995 | GMC C2500 | 5.7L V8 350 CID | |
| 1988-1995 | GMC C3500 | 5.7L V8 350 CID | |
| 1988-1995 | GMC K1500 | 4.3L V6 262 CID | |
| 1988-1995 | GMC K1500 | 5.0L V8 305 CID | |
| 1988-1995 | GMC K1500 | 5.7L V8 350 CID | |
| 1988-1995 | GMC K2500 | 4.3L V6 262 CID | |
| 1988-1995 | GMC K2500 | 5.0L V8 305 CID | |
| 1988-1995 | GMC K2500 | 5.7L V8 350 CID | |
| 1988-1995 | GMC K3500 | 5.7L V8 350 CID | |
| 1988 | CHEVROLET V20 SUBURBAN | 5.7L V8 350 CID | |
| 1989-1990 | CHEVROLET CAPRICE | 5.0L V8 305 CID | |
| 1989-1990 | CHEVROLET CAPRICE | 5.7L V8 350 CID | |
| 1989-1990 | GMC C1500 (MEX) | 5.7L V8 5700cc 350 CID | |
| 1989-1991 | CHEVROLET P30 VAN (MEX) | 5.7L V8 5700cc 350 CID | |
| 1989-1991 | CHEVROLET R1500 SUBURBAN | 5.7L V8 350 CID | |
| 1989-1991 | CHEVROLET R2500 SUBURBAN | 5.7L V8 350 CID | |
| 1989-1991 | CHEVROLET V1500 SUBURBAN | 5.7L V8 350 CID | |
| 1989-1991 | CHEVROLET V2500 SUBURBAN | 5.7L V8 350 CID | |
| 1989-1991 | GMC C2500 (MEX) | 5.7L V8 5700cc 350 CID | |
| 1989-1991 | GMC C3500 (MEX) | 5.7L V8 5700cc 350 CID | |
| 1989-1991 | GMC JIMMY | 5.7L V8 350 CID | |
| 1989-1991 | GMC P3500 (MEX) | 5.7L V8 5700cc 350 CID | |
| 1989-1991 | GMC R1500 SUBURBAN | 5.7L V8 350 CID | |
| 1989-1991 | GMC R2500 SUBURBAN | 5.7L V8 350 CID | |
| 1989-1991 | GMC V1500 SUBURBAN | 5.7L V8 350 CID | |
| 1989-1991 | GMC V2500 SUBURBAN | 5.7L V8 350 CID | |
| 1989-1993 | CHEVROLET CAPRICE | 4.3L V6 262 CID | |
| 1989-1994 | CHEVROLET BLAZER | 5.7L V8 350 CID | |
| 1990-1991 | GMC MICROBUS (MEX) | 5.7L V8 5700cc 350 CID | |
| 1990-1992 | CADILLAC BROUGHAM | 5.7L V8 350 CID | |
| 1990-1996 | CHEVROLET MICROBUS (MEX) | 5.7L V8 5700cc 350 CID | |
| 1991-1992 | CADILLAC BROUGHAM | 5.0L V8 305 CID | |
| 1991-1994 | OLDSMOBILE BRAVADA | 4.3L V6 262 CID | |
| 1991-1995 | GMC SONOMA | 4.3L V6 262 CID | |
| 1991 | GMC SYCLONE | 4.3L V6 262 CID | |
| 1992-1993 | CADILLAC COMMERCIAL CHASSIS | 5.7L V8 350 CID | |
| 1992-1993 | GMC TYPHOON | 4.3L V6 262 CID | |
| 1992-1995 | CHEVROLET C1500 SUBURBAN | 5.7L V8 350 CID | |
| 1992-1995 | CHEVROLET C25 (MEX) | 5.7L V8 5700cc 350 CID | |
| 1992-1995 | CHEVROLET C2500 SUBURBAN | 5.7L V8 350 CID | |
| 1992-1995 | CHEVROLET K1500 SUBURBAN | 5.7L V8 350 CID | |

| USMW | Years | Application | Engine | |
|-----------|-----------|---------------------------|------------------------|-----------------|
| US5049 | 1992-1995 | CHEVROLET K2500 SUBURBAN | 5.7L V8 350 CID | |
| | 1992-1995 | GMC C1500 SUBURBAN | 5.7L V8 350 CID | |
| | 1992-1995 | GMC C2500 SUBURBAN | 5.7L V8 350 CID | |
| | 1992-1995 | GMC JIMMY | 4.3L V6 262 CID | |
| | 1992-1995 | GMC K1500 SUBURBAN | 5.7L V8 350 CID | |
| | 1992-1995 | GMC K2500 SUBURBAN | 5.7L V8 350 CID | |
| | 1992-1995 | GMC YUKON | 5.7L V8 350 CID | |
| | 1993 | CADILLAC FLEETWOOD | 5.7L V8 350 CID | |
| | 1995-1996 | AM GENERAL HUMMER | 5.7L V8 350 CID | |
| | 1995 | CHEVROLET BLAZER | 4.3L V6 262 CID | |
| | 1995 | CHEVROLET SILVERADO (MEX) | 5.7L V8 5700cc 350 CID | |
| | 1995 | CHEVROLET TAHOE | 5.7L V8 350 CID | |
| | 1996 | CHEVROLET P31 VAN (MEX) | 5.7L V8 5737cc 350 CID | |
| | 2000-2002 | CHEVROLET SONORA (MEX) | 5.7L V8 5737cc 350 CID | |
| | US5049H | 1987-1988 | CHEVROLET R10 SUBURBAN | 5.7L V8 350 CID |
| | | 1987-1988 | CHEVROLET R20 SUBURBAN | 5.7L V8 350 CID |
| | | 1987-1988 | CHEVROLET V10 SUBURBAN | 5.7L V8 350 CID |
| | | 1987-1993 | CHEVROLET G10 | 5.7L V8 350 CID |
| | | 1987-1993 | GMC G1500 | 5.7L V8 350 CID |
| | | 1987-1995 | CHEVROLET ASTRO | 4.3L V6 262 CID |
| 1987-1995 | | CHEVROLET G10 | 4.3L V6 262 CID | |
| 1987-1995 | | CHEVROLET G10 | 5.0L V8 305 CID | |
| 1987-1995 | | CHEVROLET G20 | 4.3L V6 262 CID | |
| 1987-1995 | | CHEVROLET G20 | 5.0L V8 305 CID | |
| 1987-1995 | | CHEVROLET G20 | 5.7L V8 350 CID | |
| 1987-1995 | | GMC G1500 | 4.3L V6 262 CID | |
| 1987-1995 | | GMC G1500 | 5.0L V8 305 CID | |
| 1987-1995 | | GMC G2500 | 4.3L V6 262 CID | |
| 1987-1995 | | GMC G2500 | 5.0L V8 305 CID | |
| 1987-1995 | | GMC G2500 | 5.7L V8 350 CID | |
| 1987-1995 | | GMC G3500 | 4.3L V6 262 CID | |
| 1987-1995 | | GMC SAFARI | 4.3L V6 262 CID | |
| 1987-1996 | | CHEVROLET G30 | 4.3L V6 262 CID | |
| 1987-1996 | | CHEVROLET G30 | 5.7L V8 350 CID | |
| 1987-1996 | | GMC G3500 | 5.7L V8 350 CID | |
| 1988-1990 | | GMC S15 | 4.3L V6 262 CID | |
| 1988-1991 | | GMC S15 JIMMY | 4.3L V6 262 CID | |
| 1988-1992 | | CHEVROLET CAMARO | 5.0L V8 305 CID | |
| 1988-1992 | | CHEVROLET CAMARO | 5.7L V8 350 CID | |
| 1988-1992 | | PONTIAC FIREBIRD | 5.0L V8 305 CID | |
| 1988-1992 | | PONTIAC FIREBIRD | 5.7L V8 350 CID | |
| 1988-1994 | | CHEVROLET S10 BLAZER | 4.3L V6 262 CID | |
| 1988-1995 | | CHEVROLET C1500 | 4.3L V6 262 CID | |
| 1988-1995 | | CHEVROLET C1500 | 5.0L V8 305 CID | |
| 1988-1995 | | CHEVROLET C1500 | 5.7L V8 350 CID | |
| 1988-1995 | | CHEVROLET C2500 | 4.3L V6 262 CID | |
| 1988-1995 | | CHEVROLET C2500 | 5.0L V8 305 CID | |
| 1988-1995 | | CHEVROLET C2500 | 5.7L V8 350 CID | |
| 1988-1995 | | CHEVROLET C3500 | 5.7L V8 350 CID | |
| 1988-1995 | | CHEVROLET K1500 | 4.3L V6 262 CID | |
| 1988-1995 | | CHEVROLET K1500 | 5.0L V8 305 CID | |
| 1988-1995 | | CHEVROLET K1500 | 5.7L V8 350 CID | |
| 1988-1995 | | CHEVROLET K2500 | 4.3L V6 262 CID | |
| 1988-1995 | | CHEVROLET K2500 | 5.0L V8 305 CID | |
| 1988-1995 | | CHEVROLET K2500 | 5.7L V8 350 CID | |
| 1988-1995 | | CHEVROLET K3500 | 5.7L V8 350 CID | |
| 1988-1995 | | CHEVROLET S10 | 4.3L V6 262 CID | |
| 1988-1995 | | GMC C1500 | 4.3L V6 262 CID | |
| 1988-1995 | | GMC C1500 | 5.0L V8 305 CID | |
| 1988-1995 | | GMC C1500 | 5.7L V8 350 CID | |
| 1988-1995 | | GMC C2500 | 4.3L V6 262 CID | |
| 1988-1995 | | GMC C2500 | 5.0L V8 305 CID | |
| 1988-1995 | | GMC C2500 | 5.7L V8 350 CID | |
| 1988-1995 | | GMC C3500 | 5.7L V8 350 CID | |
| 1988-1995 | | GMC K1500 | 4.3L V6 262 CID | |
| 1988-1995 | | GMC K1500 | 5.0L V8 305 CID | |
| 1988-1995 | | GMC K1500 | 5.7L V8 350 CID | |
| 1988-1995 | | GMC K2500 | 4.3L V6 262 CID | |
| 1988-1995 | | GMC K2500 | 5.0L V8 305 CID | |

| USMW | Years | Application | Engine | |
|-----------|-----------|-----------------------------|----------------------------|------------------------|
| | 1988-1995 | GMC K2500 | 5.7L V8 350 CID | |
| | 1988-1995 | GMC K3500 | 5.7L V8 350 CID | |
| | 1988 | CHEVROLET V20 SUBURBAN | 5.7L V8 350 CID | |
| | 1989-1990 | CHEVROLET CAPRICE | 5.0L V8 305 CID | |
| | 1989-1990 | CHEVROLET CAPRICE | 5.7L V8 350 CID | |
| | 1989-1991 | CHEVROLET R1500 SUBURBAN | 5.7L V8 350 CID | |
| | 1989-1991 | CHEVROLET R2500 SUBURBAN | 5.7L V8 350 CID | |
| | 1989-1991 | CHEVROLET V1500 SUBURBAN | 5.7L V8 350 CID | |
| | 1989-1991 | CHEVROLET V2500 SUBURBAN | 5.7L V8 350 CID | |
| | 1989-1991 | GMC JIMMY | 5.7L V8 350 CID | |
| | 1989-1991 | GMC R1500 SUBURBAN | 5.7L V8 350 CID | |
| | 1989-1991 | GMC R2500 SUBURBAN | 5.7L V8 350 CID | |
| | 1989-1991 | GMC V1500 SUBURBAN | 5.7L V8 350 CID | |
| | 1989-1991 | GMC V2500 SUBURBAN | 5.7L V8 350 CID | |
| | 1989-1993 | CHEVROLET CAPRICE | 4.3L V6 262 CID | |
| | 1989-1994 | CHEVROLET BLAZER | 5.7L V8 350 CID | |
| | 1990-1992 | CADILLAC BROUGHAM | 5.7L V8 350 CID | |
| | 1991-1992 | CADILLAC BROUGHAM | 5.0L V8 305 CID | |
| | 1991-1994 | OLDSMOBILE BRAVADA | 4.3L V6 262 CID | |
| | 1991-1995 | GMC SONOMA | 4.3L V6 262 CID | |
| | 1991 | GMC SYCLONE | 4.3L V6 262 CID | |
| | 1992-1993 | CADILLAC COMMERCIAL CHASSIS | 5.7L V8 350 CID | |
| | 1992-1993 | GMC TYPHOON | 4.3L V6 262 CID | |
| | 1992-1995 | CHEVROLET C1500 SUBURBAN | 5.7L V8 350 CID | |
| | 1992-1995 | CHEVROLET C2500 SUBURBAN | 5.7L V8 350 CID | |
| | 1992-1995 | CHEVROLET K1500 SUBURBAN | 5.7L V8 350 CID | |
| | 1992-1995 | CHEVROLET K2500 SUBURBAN | 5.7L V8 350 CID | |
| | 1992-1995 | GMC C1500 SUBURBAN | 5.7L V8 350 CID | |
| | 1992-1995 | GMC C2500 SUBURBAN | 5.7L V8 350 CID | |
| | 1992-1995 | GMC JIMMY | 4.3L V6 262 CID | |
| | 1992-1995 | GMC K1500 SUBURBAN | 5.7L V8 350 CID | |
| | 1992-1995 | GMC K2500 SUBURBAN | 5.7L V8 350 CID | |
| | 1992-1995 | GMC YUKON | 5.7L V8 350 CID | |
| | 1993 | CADILLAC FLEETWOOD | 5.7L V8 350 CID | |
| | 1995-1996 | AM GENERAL HUMMER | 5.7L V8 350 CID | |
| | 1995 | CHEVROLET BLAZER | 4.3L V6 262 CID | |
| | 1995 | CHEVROLET TAHOE | 5.7L V8 350 CID | |
| | US5050 | 1985-1987 | OLDSMOBILE CALAIS | 3.0L V6 181 CID |
| | | 1985-1987 | PONTIAC GRAND AM | 3.0L V6 181 CID |
| | | 1985 | BUICK SOMERSET REGAL | 3.0L V6 181 CID |
| | | 1986-1987 | BUICK SOMERSET | 3.0L V6 181 CID |
| | | 1986-1988 | BUICK CENTURY | 3.8L V6 3800cc 231 CID |
| | | 1986-1988 | BUICK SKYLARK | 3.0L V6 181 CID |
| | | 1986-1988 | OLDSMOBILE CUTLASS CIERA | 3.8L V6 3800cc 231 CID |
| | | 1986-1990 | BUICK ELECTRA | 3.8L V6 3800cc 231 CID |
| | | 1986-1991 | OLDSMOBILE DELTA 88 | 3.8L V6 3800cc 231 CID |
| | | 1986-1992 | OLDSMOBILE TORONADO | 3.8L V6 3800cc 231 CID |
| | | 1986-1995 | BUICK LESABRE | 3.8L V6 3800cc 231 CID |
| | | 1986-1995 | BUICK RIVIERA | 3.8L V6 3800cc 231 CID |
| | | 1986-1995 | OLDSMOBILE 98 | 3.8L V6 3800cc 231 CID |
| | | 1986 | BUICK LESABRE | 3.0L V6 181 CID |
| | | 1986 | OLDSMOBILE DELTA 88 | 3.0L V6 181 CID |
| | | 1987-1988 | OLDSMOBILE CUTLASS CRUISER | 3.8L V6 3800cc 231 CID |
| | | 1987-1995 | PONTIAC BONNEVILLE | 3.8L V6 3800cc 231 CID |
| | | 1988-1991 | BUICK REATTA | 3.8L V6 3800cc 231 CID |
| 1988 | | OLDSMOBILE CUTLASS CALAIS | 3.0L V6 181 CID | |
| 1989-1991 | | OLDSMOBILE CUTLASS CALAIS | 3.3L V6 204 CID | |
| 1989-1993 | | BUICK CENTURY | 3.3L V6 204 CID | |
| 1989-1993 | | BUICK SKYLARK | 3.3L V6 204 CID | |
| 1989-1993 | | OLDSMOBILE CUTLASS CIERA | 3.3L V6 204 CID | |
| 1989-1993 | | OLDSMOBILE CUTLASS CRUISER | 3.3L V6 204 CID | |
| 1990-1995 | | BUICK REGAL | 3.8L V6 3800cc 231 CID | |
| 1991-1995 | | BUICK PARK AVENUE | 3.8L V6 3800cc 231 CID | |
| 1992-1993 | | OLDSMOBILE ACHIEVA | 3.3L V6 204 CID | |
| 1992-1993 | | PONTIAC GRAND AM | 3.3L V6 204 CID | |
| 1992-1995 | | CHEVROLET LUMINA APV | 3.8L V6 3800cc 231 CID | |
| 1992-1995 | | OLDSMOBILE 88 | 3.8L V6 3800cc 231 CID | |
| 1992-1995 | | OLDSMOBILE SILHOUETTE | 3.8L V6 3800cc 231 CID | |
| 1992-1995 | | PONTIAC TRANS SPORT | 3.8L V6 3800cc 231 CID | |

WATER PUMPS

| USMW | Years | Application | Engine | |
|-----------|-----------|---------------------------|------------------------|-----------------------|
| US5050 | 1995 | CHEVROLET CAMARO | 3.8L V6 3800cc 231 CID | |
| | 1995 | PONTIAC FIREBIRD | 3.8L V6 3800cc 231 CID | |
| US5051 | 1991-1992 | OLDSMOBILE CUSTOM CRUISER | 5.0L V8 305 CID | |
| | 1991-1993 | CHEVROLET CAPRICE | 5.0L V8 305 CID | |
| | 1991-1993 | CHEVROLET CAPRICE | 5.7L V8 350 CID | |
| | 1991 | BUICK COMMERCIAL CHASSIS | 5.0L V8 305 CID | |
| | 1991 | BUICK ROADMASTER | 5.0L V8 305 CID | |
| | 1992-1993 | BUICK COMMERCIAL CHASSIS | 5.7L V8 350 CID | |
| | 1992-1993 | BUICK ROADMASTER | 5.7L V8 350 CID | |
| US5054 | 1991-1992 | SATURN SC | 1.9L L4 116 CID | |
| | 1991-2002 | SATURN SL | 1.9L L4 116 CID | |
| | 1991-2002 | SATURN SL1 | 1.9L L4 116 CID | |
| | 1991-2002 | SATURN SL2 | 1.9L L4 116 CID | |
| | 1993-1999 | SATURN SW1 | 1.9L L4 116 CID | |
| | 1993-2001 | SATURN SW2 | 1.9L L4 116 CID | |
| | 1993-2002 | SATURN SC1 | 1.9L L4 116 CID | |
| | 1993-2002 | SATURN SC2 | 1.9L L4 116 CID | |
| | US5056 | 1990-1995 | CHEVROLET CORVETTE | 5.7L V8 350 CID |
| | US5057 | 1991-1993 | PONTIAC LEMANS | 1.6L L4 1588cc 98 CID |
| 1994-1995 | | CHEVROLET JOY (MEX) | 1.4L L4 1400cc 85 CID | |
| 1994-1995 | | CHEVROLET SWING (MEX) | 1.4L L4 1400cc 85 CID | |
| 1996-2001 | | CHEVROLET POP (MEX) | 1.4L L4 1400cc 85 CID | |
| 1996-2003 | | CHEVROLET JOY (MEX) | 1.6L L4 1600cc 98 CID | |
| 1996-2003 | | CHEVROLET SWING (MEX) | 1.6L L4 1600cc 98 CID | |
| 1997-2003 | | CHEVROLET MONZA (MEX) | 1.6L L4 1600cc 98 CID | |
| 1999-2003 | | CHEVROLET CHEVY (MEX) | 1.6L L4 1600cc 98 CID | |
| 1999 | | CHEVROLET TIGRA (MEX) | 1.6L L4 1600cc 98 CID | |
| 2000-2002 | | CHEVROLET VAGONETA (MEX) | 1.6L L4 1600cc 98 CID | |
| 2000 | | CHEVROLET MILENIO (MEX) | 1.6L L4 1600cc 98 CID | |
| 2002-2003 | | CHEVROLET POP (MEX) | 1.6L L4 1600cc 98 CID | |
| 2002 | | CHEVROLET CORSA (MEX) | 1.4L L4 1389cc 85 CID | |
| 2002 | | CHEVROLET MONZA POP (MEX) | 1.4L L4 1400cc 85 CID | |
| 2004-2009 | | CHEVROLET CHEVY (MEX) | 1.6L L4 1606cc 98 CID | |
| 2010-2012 | | CHEVROLET CHEVY (MEX) | 1.6L L4 1598cc 98 CID | |
| US5058 | | 1989-1997 | GEO METRO | 1.0L L3 993cc 61 CID |
| | 1989-2001 | SUZUKI SWIFT | 1.3L L4 1298cc 79 CID | |
| | 1995-1997 | GEO METRO | 1.3L L4 1295cc 79 CID | |
| | 1998-2000 | CHEVROLET METRO | 1.0L L3 993cc 61 CID | |
| | 1998-2001 | CHEVROLET METRO | 1.3L L4 1295cc 79 CID | |
| US5062 | 1988-1991 | GMC R1500 SUBURBAN | 6.2L V8 379 CID | |
| | 1988-1991 | GMC R2500 SUBURBAN | 6.2L V8 379 CID | |
| | 1988-1991 | GMC V1500 SUBURBAN | 6.2L V8 379 CID | |
| | 1988-1991 | GMC V2500 SUBURBAN | 6.2L V8 379 CID | |
| | 1988-1993 | CHEVROLET C1500 | 6.2L V8 379 CID | |
| | 1988-1993 | CHEVROLET C2500 | 6.2L V8 379 CID | |
| | 1988-1993 | CHEVROLET C3500 | 6.2L V8 379 CID | |
| | 1988-1993 | CHEVROLET K1500 | 6.2L V8 379 CID | |
| | 1988-1993 | CHEVROLET K2500 | 6.2L V8 379 CID | |
| | 1988-1993 | CHEVROLET K3500 | 6.2L V8 379 CID | |
| | 1988-1993 | GMC C1500 | 6.2L V8 379 CID | |
| | 1988-1993 | GMC C2500 | 6.2L V8 379 CID | |
| | 1988-1993 | GMC C3500 | 6.2L V8 379 CID | |
| | 1988-1993 | GMC K1500 | 6.2L V8 379 CID | |
| | 1988-1993 | GMC K2500 | 6.2L V8 379 CID | |
| | 1988-1993 | GMC K3500 | 6.2L V8 379 CID | |
| | 1989-1991 | CHEVROLET R1500 SUBURBAN | 6.2L V8 379 CID | |
| | 1989-1991 | CHEVROLET R2500 SUBURBAN | 6.2L V8 379 CID | |
| | 1989-1991 | CHEVROLET V1500 SUBURBAN | 6.2L V8 379 CID | |
| | 1989-1991 | CHEVROLET V2500 SUBURBAN | 6.2L V8 379 CID | |
| | 1992-1996 | CHEVROLET C2500 | 6.5L V8 395 CID | |
| | 1992-1996 | CHEVROLET C3500 | 6.5L V8 395 CID | |
| | 1992-1996 | CHEVROLET K2500 | 6.5L V8 395 CID | |
| | 1992-1996 | CHEVROLET K3500 | 6.5L V8 395 CID | |
| | 1992-1996 | GMC C2500 | 6.5L V8 395 CID | |
| | 1992-1996 | GMC C3500 | 6.5L V8 395 CID | |
| | 1992-1996 | GMC K2500 | 6.5L V8 395 CID | |
| | 1992-1996 | GMC K3500 | 6.5L V8 395 CID | |
| | 1994-1995 | CHEVROLET G20 | 6.5L V8 395 CID | |

| USMW | Years | Application | Engine |
|-----------|-------------------|-----------------------------|------------------------|
| | 1994-1995 | GMC G2500 | 6.5L V8 395 CID |
| | 1994-1996 | AM GENERAL HUMMER | 6.5L V8 395 CID |
| | 1994-1996 | CHEVROLET C1500 | 6.5L V8 395 CID |
| | 1994-1996 | CHEVROLET C2500 SUBURBAN | 6.5L V8 395 CID |
| | 1994-1996 | CHEVROLET G30 | 6.5L V8 395 CID |
| | 1994-1996 | CHEVROLET K1500 | 6.5L V8 395 CID |
| | 1994-1996 | CHEVROLET K2500 SUBURBAN | 6.5L V8 395 CID |
| | 1994-1996 | CHEVROLET P30 | 6.5L V8 395 CID |
| | 1994-1996 | GMC C1500 | 6.5L V8 395 CID |
| | 1994-1996 | GMC C2500 SUBURBAN | 6.5L V8 395 CID |
| | 1994-1996 | GMC G3500 | 6.5L V8 395 CID |
| | 1994-1996 | GMC K1500 | 6.5L V8 395 CID |
| | 1994-1996 | GMC K2500 SUBURBAN | 6.5L V8 395 CID |
| | 1994-1996 | GMC P3500 | 6.5L V8 395 CID |
| | 1994-1996 | GMC YUKON | 6.5L V8 395 CID |
| | 1994 | CHEVROLET BLAZER | 6.5L V8 395 CID |
| | 1995-1996 | CHEVROLET C1500 SUBURBAN | 6.5L V8 395 CID |
| | 1995-1996 | CHEVROLET K1500 SUBURBAN | 6.5L V8 395 CID |
| | 1995-1996 | CHEVROLET TAHOE | 6.5L V8 395 CID |
| | 1995-1996 | GMC C1500 SUBURBAN | 6.5L V8 395 CID |
| | 1995-1996 | GMC K1500 SUBURBAN | 6.5L V8 395 CID |
| US5063 | 1992 | CHEVROLET CORVETTE | 5.7L V8 350 CID |
| US5064 | 1993-1994 | CADILLAC ELDORADO | 4.6L V8 281 CID |
| | 1993-1994 | CADILLAC SEVILLE | 4.6L V8 281 CID |
| | 1993 | CADILLAC ALLANTE | 4.6L V8 281 CID |
| | 1994 | CADILLAC DEVILLE | 4.6L V8 281 CID |
| US5066 | 1993-1996 | CHEVROLET CORVETTE | 5.7L V8 350 CID |
| US5067 | 1985-1987 | OLDSMOBILE CALAIS | 2.5L L4 2474cc 151 CID |
| | 1985-1987 | OLDSMOBILE CUTLASS CIERA | 2.5L L4 2474cc 151 CID |
| | 1985-1991 | PONTIAC GRAND AM | 2.5L L4 2474cc 151 CID |
| | 1985 | BUICK SOMERSET REGAL | 2.5L L4 2474cc 151 CID |
| | 1986-1987 | BUICK SOMERSET | 2.5L L4 2474cc 151 CID |
| | 1986-1991 | BUICK SKYLARK | 2.5L L4 2474cc 151 CID |
| | 1987 | OLDSMOBILE CUTLASS CRUISER | 2.5L L4 2474cc 151 CID |
| | US5068 | 1993-1997 | CHEVROLET CAMARO |
| 1993-1997 | PONTIAC FIREBIRD | 5.7L V8 350 CID | |
| US5069 | 1994-1996 | BUICK COMMERCIAL CHASSIS | 5.7L V8 350 CID |
| | 1994-1996 | BUICK ROADMASTER | 5.7L V8 350 CID |
| | 1994-1996 | CADILLAC COMMERCIAL CHASSIS | 5.7L V8 350 CID |
| | 1994-1996 | CADILLAC FLEETWOOD | 5.7L V8 350 CID |
| | 1994-1996 | CHEVROLET CAPRICE | 4.3L V8 265 CID |
| 1994-1996 | CHEVROLET CAPRICE | 5.7L V8 350 CID | |
| 1994-1996 | CHEVROLET IMPALA | 5.7L V8 350 CID | |
| US5070 | 1993-1995 | CHEVROLET CAMARO | 3.4L V6 207 CID |
| | 1993-1995 | PONTIAC FIREBIRD | 3.4L V6 207 CID |
| US5072 | 1993 | CADILLAC DEVILLE (MEX) | 4.6L V8 4573cc 279 CID |
| | 1995-2002 | CADILLAC ELDORADO | 4.6L V8 281 CID |
| | 1995-2003 | OLDSMOBILE AURORA | 4.0L V8 244 CID |
| | 1995-2004 | CADILLAC SEVILLE | 4.6L V8 281 CID |
| | 1995-2005 | CADILLAC DEVILLE | 4.6L V8 281 CID |
| | 1996-1997 | CADILLAC DEVILLE (MEX) | 4.9L V8 4900cc 300 CID |
| | 2004-2005 | PONTIAC BONNEVILLE | 4.6L V8 281 CID |
| US5073 | 1992 | CHEVROLET C1500 | 5.7L V8 350 CID |
| | 1992 | CHEVROLET C1500 SUBURBAN | 5.7L V8 350 CID |
| | 1992 | CHEVROLET C2500 SUBURBAN | 5.7L V8 350 CID |
| | 1992 | CHEVROLET K1500 SUBURBAN | 5.7L V8 350 CID |
| | 1992 | CHEVROLET K2500 SUBURBAN | 5.7L V8 350 CID |
| | 1992 | GMC C1500 | 5.7L V8 350 CID |
| | 1992 | GMC C1500 SUBURBAN | 5.7L V8 350 CID |
| | 1992 | GMC C2500 SUBURBAN | 5.7L V8 350 CID |
| | 1992 | GMC K1500 SUBURBAN | 5.7L V8 350 CID |
| | 1992 | GMC K2500 SUBURBAN | 5.7L V8 350 CID |
| | 1992 | GMC K3500 | 5.7L V8 350 CID |
| US5074 | 1996-1997 | GMC C1500 | 6.5L V8 395 CID |
| | 1996-1997 | GMC YUKON | 6.5L V8 395 CID |
| | 1996-1998 | AM GENERAL HUMMER | 6.5L V8 395 CID |
| | 1996-1998 | CHEVROLET C1500 | 6.5L V8 395 CID |
| | 1996-1998 | CHEVROLET EXPRESS 2500 | 6.5L V8 395 CID |
| | 1996-1998 | CHEVROLET EXPRESS 3500 | 6.5L V8 395 CID |
| | 1996-1998 | CHEVROLET K1500 | 6.5L V8 395 CID |

| USMW | Years | Application | Engine | |
|-----------|-----------|---------------------------|----------------------------|------------------------|
| US5074 | 1996-1998 | GMC K1500 | 6.5L V8 395 CID | |
| | 1996-1998 | GMC SAVANA 2500 | 6.5L V8 395 CID | |
| | 1996-1998 | GMC SAVANA 3500 | 6.5L V8 395 CID | |
| | 1996-1999 | CHEVROLET C1500 SUBURBAN | 6.5L V8 395 CID | |
| | 1996-1999 | CHEVROLET C2500 | 6.5L V8 395 CID | |
| | 1996-1999 | CHEVROLET C2500 SUBURBAN | 6.5L V8 395 CID | |
| | 1996-1999 | CHEVROLET C3500 | 6.5L V8 395 CID | |
| | 1996-1999 | CHEVROLET K1500 SUBURBAN | 6.5L V8 395 CID | |
| | 1996-1999 | CHEVROLET K2500 | 6.5L V8 395 CID | |
| | 1996-1999 | CHEVROLET K2500 SUBURBAN | 6.5L V8 395 CID | |
| | 1996-1999 | CHEVROLET K3500 | 6.5L V8 395 CID | |
| | 1996-1999 | CHEVROLET TAHOE | 6.5L V8 395 CID | |
| | 1996-1999 | GMC C1500 SUBURBAN | 6.5L V8 395 CID | |
| | 1996-1999 | GMC C2500 | 6.5L V8 395 CID | |
| | 1996-1999 | GMC C2500 SUBURBAN | 6.5L V8 395 CID | |
| | 1996-1999 | GMC C3500 | 6.5L V8 395 CID | |
| | 1996-1999 | GMC K1500 SUBURBAN | 6.5L V8 395 CID | |
| | 1996-1999 | GMC K2500 | 6.5L V8 395 CID | |
| | 1996-1999 | GMC K2500 SUBURBAN | 6.5L V8 395 CID | |
| | 1996-1999 | GMC K3500 | 6.5L V8 395 CID | |
| | 1997-1998 | CHEVROLET P30 | 6.5L V8 395 CID | |
| | 1997-1998 | GMC P3500 | 6.5L V8 395 CID | |
| | US5075 | 1996-1999 | BUICK RIVIERA | 3.8L V6 3800cc 231 CID |
| 1996-1999 | | OLDSMOBILE 88 | 3.8L V6 3800cc 231 CID | |
| 1996-1999 | | OLDSMOBILE LSS | 3.8L V6 3800cc 231 CID | |
| 1996-2002 | | CHEVROLET CAMARO | 3.8L V6 3800cc 231 CID | |
| 1996-2002 | | PONTIAC FIREBIRD | 3.8L V6 3800cc 231 CID | |
| 1996-2004 | | BUICK REGAL | 3.8L V6 3800cc 231 CID | |
| 1996-2005 | | BUICK LESABRE | 3.8L V6 3800cc 231 CID | |
| 1996-2005 | | BUICK PARK AVENUE | 3.8L V6 3800cc 231 CID | |
| 1996-2005 | | PONTIAC BONNEVILLE | 3.8L V6 3800cc 231 CID | |
| 1996 | | OLDSMOBILE 98 | 3.8L V6 3800cc 231 CID | |
| 1997-1998 | | OLDSMOBILE REGENCY | 3.8L V6 3800cc 231 CID | |
| 1997-2008 | | PONTIAC GRAND PRIX | 3.8L V6 3800cc 231 CID | |
| 1998-1999 | | CHEVROLET LUMINA | 3.8L V6 3800cc 231 CID | |
| 1998-1999 | | OLDSMOBILE INTRIGUE | 3.8L V6 3800cc 231 CID | |
| 1998-2005 | | CHEVROLET MONTE CARLO | 3.8L V6 3800cc 231 CID | |
| 2000-2005 | | CHEVROLET IMPALA | 3.8L V6 3800cc 231 CID | |
| 2005-2009 | | BUICK LACROSSE | 3.8L V6 3800cc 231 CID | |
| 2006-2008 | | BUICK LUCERNE | 3.8L V6 3800cc 231 CID | |
| US5076 | | 1996-1998 | BUICK SKYLARK | 2.4L L4 2392cc 146 CID |
| | | 1996-1998 | OLDSMOBILE ACHIEVA | 2.4L L4 2392cc 146 CID |
| | | 1996-2001 | PONTIAC GRAND AM | 2.4L L4 2392cc 146 CID |
| | | 1996-2002 | CHEVROLET CAVALIER | 2.4L L4 2392cc 146 CID |
| | | 1996-2002 | PONTIAC SUNFIRE | 2.4L L4 2392cc 146 CID |
| | 1997-1999 | CHEVROLET MALIBU | 2.4L L4 2392cc 146 CID | |
| | 1999-2001 | OLDSMOBILE ALERO | 2.4L L4 2392cc 146 CID | |
| | 2000-2001 | CHEVROLET MALIBU (MEX) | 2.4L L4 2395cc 146 CID | |
| | US5077 | 1996-1997 | CHEVROLET BOSS TRUCK (MEX) | 5.7L V8 5700cc 350 CID |
| | | 1996-1997 | CHEVROLET C25 (MEX) | 5.7L V8 5700cc 350 CID |
| 1996-1997 | | CHEVROLET SILVERADO (MEX) | 5.7L V8 5700cc 350 CID | |
| 1996-1998 | | CHEVROLET C1500 | 4.3L V6 262 CID | |
| 1996-1998 | | CHEVROLET C2500 | 5.0L V8 305 CID | |
| 1996-1998 | | CHEVROLET K1500 | 4.3L V6 262 CID | |
| 1996-1998 | | GMC C1500 | 4.3L V6 262 CID | |
| 1996-1998 | | GMC C2500 | 5.0L V8 305 CID | |
| 1996-1998 | | GMC K1500 | 4.3L V6 262 CID | |
| 1996-1999 | | CHEVROLET C1500 | 5.0L V8 305 CID | |
| 1996-1999 | | CHEVROLET C1500 | 5.7L V8 350 CID | |
| 1996-1999 | | CHEVROLET C1500 SUBURBAN | 5.7L V8 350 CID | |
| 1996-1999 | | CHEVROLET C2500 SUBURBAN | 5.7L V8 350 CID | |
| 1996-1999 | | CHEVROLET K1500 | 5.0L V8 305 CID | |
| 1996-1999 | | CHEVROLET K1500 | 5.7L V8 350 CID | |
| 1996-1999 | | CHEVROLET K1500 SUBURBAN | 5.7L V8 350 CID | |
| 1996-1999 | | CHEVROLET K2500 SUBURBAN | 5.7L V8 350 CID | |
| 1996-1999 | | CHEVROLET P30 | 4.3L V6 262 CID | |
| 1996-1999 | | GMC C1500 | 5.0L V8 305 CID | |
| 1996-1999 | | GMC C1500 | 5.7L V8 350 CID | |
| 1996-1999 | | GMC C1500 SUBURBAN | 5.7L V8 350 CID | |

| USMW | Years | Application | Engine |
|-----------|----------------------------------|--------------------------|------------------------|
| US5077H | 1996-1999 | GMC C2500 SUBURBAN | 5.7L V8 350 CID |
| | 1996-1999 | GMC K1500 | 5.0L V8 305 CID |
| | 1996-1999 | GMC K1500 | 5.7L V8 350 CID |
| | 1996-1999 | GMC K1500 SUBURBAN | 5.7L V8 350 CID |
| | 1996-1999 | GMC K2500 SUBURBAN | 5.7L V8 350 CID |
| | 1996-1999 | GMC P3500 | 4.3L V6 262 CID |
| | 1996-1999 | GMC P3500 | 5.7L V8 350 CID |
| | 1996-2000 | CHEVROLET C2500 | 5.7L V8 350 CID |
| | 1996-2000 | CHEVROLET C3500 | 5.7L V8 350 CID |
| | 1996-2000 | CHEVROLET K2500 | 5.7L V8 350 CID |
| | 1996-2000 | CHEVROLET K3500 | 5.7L V8 350 CID |
| | 1996-2000 | CHEVROLET TAHOE | 5.7L V8 350 CID |
| | 1996-2000 | GMC C2500 | 5.7L V8 350 CID |
| | 1996-2000 | GMC C3500 | 5.7L V8 350 CID |
| | 1996-2000 | GMC K2500 | 5.7L V8 350 CID |
| | 1996-2000 | GMC K3500 | 5.7L V8 350 CID |
| | 1996-2000 | GMC YUKON | 5.7L V8 350 CID |
| | 1996-2001 | GMC JIMMY | 4.3L V6 262 CID |
| | 1996-2001 | OLDSMOBILE BRAVADA | 4.3L V6 262 CID |
| | 1996-2002 | CHEVROLET EXPRESS 1500 | 5.0L V8 305 CID |
| | 1996-2002 | CHEVROLET EXPRESS 1500 | 5.7L V8 350 CID |
| | 1996-2002 | CHEVROLET EXPRESS 2500 | 5.0L V8 305 CID |
| | 1996-2002 | CHEVROLET EXPRESS 2500 | 5.7L V8 350 CID |
| | 1996-2002 | CHEVROLET EXPRESS 3500 | 5.7L V8 350 CID |
| | 1996-2002 | GMC SAVANA 1500 | 5.0L V8 305 CID |
| | 1996-2002 | GMC SAVANA 1500 | 5.7L V8 350 CID |
| | 1996-2002 | GMC SAVANA 2500 | 5.0L V8 305 CID |
| | 1996-2002 | GMC SAVANA 2500 | 5.7L V8 350 CID |
| | 1996-2002 | GMC SAVANA 3500 | 5.7L V8 350 CID |
| | 1996-2004 | CHEVROLET S10 | 4.3L V6 262 CID |
| | 1996-2004 | GMC SONOMA | 4.3L V6 262 CID |
| | 1996-2005 | CHEVROLET ASTRO | 4.3L V6 262 CID |
| | 1996-2005 | CHEVROLET BLAZER | 4.3L V6 262 CID |
| | 1996-2005 | CHEVROLET EXPRESS 2500 | 4.3L V6 262 CID |
| | 1996-2005 | GMC SAFARI | 4.3L V6 262 CID |
| | 1996-2005 | GMC SAVANA 2500 | 4.3L V6 262 CID |
| | 1996-2012 | CHEVROLET EXPRESS 1500 | 4.3L V6 262 CID |
| | 1996-2014 | GMC SAVANA 1500 | 4.3L V6 262 CID |
| | 1997-1999 | CHEVROLET P30 | 5.7L V8 350 CID |
| | 1997-1999 | ISUZU HOMBRE | 4.3L V6 4294cc |
| | 1998-1999 | CHEVROLET P31 VAN (MEX) | 5.7L V8 5737cc 350 CID |
| | 1998 | CHEVROLET C2500 (MEX) | 5.7L V8 5700cc 350 CID |
| | 1998 | CHEVROLET K2500 | 5.0L V8 305 CID |
| | 1998 | GMC K2500 | 5.0L V8 305 CID |
| | 1999-2000 | CADILLAC ESCALADE | 5.7L V8 350 CID |
| | 1999-2012 | CHEVROLET SILVERADO 1500 | 4.3L V6 262 CID |
| | 1999-2013 | GMC SIERRA 1500 | 4.3L V6 262 CID |
| | 1999 | CHEVROLET C1500 (MEX) | 4.3L V6 4300cc 262 CID |
| | 2000 | CHEVROLET C1500 (MEX) | 5.7L V8 5737cc 350 CID |
| | 2000 | CHEVROLET K1500 (MEX) | 5.7L V8 5737cc 350 CID |
| 2000 | CHEVROLET K2500 (MEX) | 5.7L V8 5737cc 350 CID | |
| 2000 | ISUZU HOMBRE | 4.3L V6 262 CID | |
| 2001 | CHEVROLET P30 VAN (MEX) | 4.3L V6 4300cc 262 CID | |
| 2003 | CHEVROLET SONORA (MEX) | 4.3L V6 4300cc 262 CID | |
| 2007 | CHEVROLET SILVERADO 1500 CLASSIC | 4.3L V6 262 CID | |
| 2007 | GMC SIERRA 1500 CLASSIC | 4.3L V6 262 CID | |
| 2010-2013 | CHEVROLET EXPRESS (MEX) | 4.3L V6 4300cc 262 CID | |
| 2013-2014 | CHEVROLET EXPRESS 1500 | 4.3L V6 4293cc 262 CID | |
| 2013-2014 | CHEVROLET SILVERADO 1500 (MEX) | 4.3L V6 4300cc 262 CID | |
| 2013 | CHEVROLET SILVERADO 1500 | 4.3L V6 4293cc 262 CID | |
| 2013 | GMC SAVANA 1500 | 4.3L V6 4293cc 262 CID | |
| US5077H | 1996-1998 | CHEVROLET C1500 | 4.3L V6 262 CID |
| | 1996-1998 | CHEVROLET C2500 | 5.0L V8 305 CID |
| | 1996-1998 | CHEVROLET K1500 | 4.3L V6 262 CID |
| | 1996-1998 | GMC C1500 | 4.3L V6 262 CID |
| | 1996-1998 | GMC C2500 | 5.0L V8 305 CID |
| | 1996-1998 | GMC K1500 | 4.3L V6 262 CID |
| | 1996-1999 | CHEVROLET C1500 | 5.0L V8 305 CID |
| | 1996-1999 | CHEVROLET C1500 | 5.7L V8 350 CID |
| | 1996-1999 | CHEVROLET C1500 | 5.7L V8 350 CID |
| | 1996-1999 | CHEVROLET C1500 | 5.7L V8 350 CID |

| USMW | Years | Application | Engine |
|-----------|--------------------------|--------------------------|------------------------|
| US5077H | 1996-1999 | CHEVROLET C1500 SUBURBAN | 5.7L V8 350 CID |
| | 1996-1999 | CHEVROLET C2500 SUBURBAN | 5.7L V8 350 CID |
| | 1996-1999 | CHEVROLET K1500 | 5.0L V8 305 CID |
| | 1996-1999 | CHEVROLET K1500 | 5.7L V8 350 CID |
| | 1996-1999 | CHEVROLET K1500 SUBURBAN | 5.7L V8 350 CID |
| | 1996-1999 | CHEVROLET K2500 SUBURBAN | 5.7L V8 350 CID |
| | 1996-1999 | CHEVROLET P30 | 4.3L V6 262 CID |
| | 1996-1999 | GMC C1500 | 5.0L V8 305 CID |
| | 1996-1999 | GMC C1500 | 5.7L V8 350 CID |
| | 1996-1999 | GMC C1500 SUBURBAN | 5.7L V8 350 CID |
| | 1996-1999 | GMC C2500 SUBURBAN | 5.7L V8 350 CID |
| | 1996-1999 | GMC K1500 | 5.0L V8 305 CID |
| | 1996-1999 | GMC K1500 | 5.7L V8 350 CID |
| | 1996-1999 | GMC K1500 SUBURBAN | 5.7L V8 350 CID |
| | 1996-1999 | GMC K2500 SUBURBAN | 5.7L V8 350 CID |
| | 1996-1999 | GMC P3500 | 4.3L V6 262 CID |
| | 1996-1999 | GMC P3500 | 5.7L V8 350 CID |
| | 1996-1999 | GMC YUKON | 5.7L V8 350 CID |
| | 1996-2000 | CHEVROLET C2500 | 5.7L V8 350 CID |
| | 1996-2000 | CHEVROLET C3500 | 5.7L V8 350 CID |
| | 1996-2000 | CHEVROLET K2500 | 5.7L V8 350 CID |
| | 1996-2000 | CHEVROLET K3500 | 5.7L V8 350 CID |
| | 1996-2000 | CHEVROLET TAHOE | 5.7L V8 350 CID |
| | 1996-2000 | GMC C2500 | 5.7L V8 350 CID |
| | 1996-2000 | GMC C3500 | 5.7L V8 350 CID |
| | 1996-2000 | GMC K2500 | 5.7L V8 350 CID |
| | 1996-2000 | GMC K3500 | 5.7L V8 350 CID |
| | 1996-2001 | GMC JIMMY | 4.3L V6 262 CID |
| | 1996-2001 | OLDSMOBILE BRAVADA | 4.3L V6 262 CID |
| | 1996-2002 | CHEVROLET EXPRESS 1500 | 5.0L V8 305 CID |
| | 1996-2002 | CHEVROLET EXPRESS 1500 | 5.7L V8 350 CID |
| | 1996-2002 | CHEVROLET EXPRESS 2500 | 5.0L V8 305 CID |
| | 1996-2002 | CHEVROLET EXPRESS 2500 | 5.7L V8 350 CID |
| | 1996-2002 | CHEVROLET EXPRESS 3500 | 5.7L V8 350 CID |
| | 1996-2002 | GMC SAVANA 1500 | 5.0L V8 305 CID |
| | 1996-2002 | GMC SAVANA 1500 | 5.7L V8 350 CID |
| | 1996-2002 | GMC SAVANA 2500 | 5.0L V8 305 CID |
| | 1996-2002 | GMC SAVANA 2500 | 5.7L V8 350 CID |
| | 1996-2002 | GMC SAVANA 3500 | 5.7L V8 350 CID |
| | 1996-2004 | CHEVROLET S10 | 4.3L V6 262 CID |
| | 1996-2004 | GMC SONOMA | 4.3L V6 262 CID |
| | 1996-2005 | CHEVROLET ASTRO | 4.3L V6 262 CID |
| | 1996-2005 | CHEVROLET BLAZER | 4.3L V6 262 CID |
| | 1996-2005 | CHEVROLET EXPRESS 2500 | 4.3L V6 262 CID |
| | 1996-2005 | GMC SAFARI | 4.3L V6 262 CID |
| | 1996-2005 | GMC SAVANA 2500 | 4.3L V6 262 CID |
| | 1996-2011 | CHEVROLET EXPRESS 1500 | 4.3L V6 262 CID |
| | 1996-2011 | GMC SAVANA 1500 | 4.3L V6 262 CID |
| | 1997-1999 | CHEVROLET P30 | 5.7L V8 350 CID |
| | 1997-1999 | ISUZU HOMBRE | 4.3L V6 4294cc |
| 1998 | CHEVROLET K2500 | 5.0L V8 305 CID | |
| 1998 | GMC K2500 | 5.0L V8 305 CID | |
| 1999-2000 | CADILLAC ESCALADE | 5.7L V8 350 CID | |
| 1999-2011 | CHEVROLET SILVERADO 1500 | 4.3L V6 262 CID | |
| 1999-2011 | GMC SIERRA 1500 | 4.3L V6 262 CID | |
| 2000 | ISUZU HOMBRE | 4.3L V6 262 CID | |
| 2001-2002 | CHEVROLET SUBURBAN 1500 | 5.7L V8 350 CID | |
| 2001 | CHEVROLET P30 | 4.3L V6 4300cc 262 CID | |
| US5078 | 1990-1991 | CHEVROLET B60 | 6.0L V8 366 CID |
| | 1990-1991 | CHEVROLET C5500 KODIAK | 6.0L V8 366 CID |
| | 1990-1991 | GMC B6000 | 6.0L V8 366 CID |
| | 1990-1991 | GMC C5000 TOPKICK | 6.0L V8 366 CID |
| | 1990-1996 | CHEVROLET C60 KODIAK | 6.0L V8 366 CID |
| | 1990-1996 | CHEVROLET C70 KODIAK | 6.0L V8 366 CID |
| | 1990-1996 | CHEVROLET C70 KODIAK | 7.0L V8 6998cc 427 CID |
| | 1990-1996 | GMC C6000 TOPKICK | 6.0L V8 366 CID |
| | 1990-1996 | GMC C6000 TOPKICK | 7.0L V8 6998cc 427 CID |
| | 1990-1996 | GMC C7000 TOPKICK | 6.0L V8 366 CID |
| 1990-1996 | GMC C7000 TOPKICK | 7.0L V8 6998cc 427 CID | |

| USMW | Years | Application | Engine |
|-----------|------------------------|------------------------|------------------------|
| | 1990 | CHEVROLET C60 | 6.0L V8 366 CID |
| | 1990 | CHEVROLET C60 | 7.0L V8 427 CID |
| | 1990 | CHEVROLET C70 | 6.0L V8 366 CID |
| | 1990 | CHEVROLET C70 | 7.0L V8 427 CID |
| | 1990 | GMC C6000 | 6.0L V8 366 CID |
| | 1990 | GMC C6000 | 7.0L V8 427 CID |
| | 1990 | GMC C7000 | 6.0L V8 366 CID |
| | 1990 | GMC C7000 | 7.0L V8 427 CID |
| | 1992-1996 | CHEVROLET P6000 | 6.0L V8 366 CID |
| | 1992-1996 | CHEVROLET P6000 | 7.0L V8 6998cc 427 CID |
| | 1992-1996 | GMC P6500 | 6.0L V8 366 CID |
| | 1992-1996 | GMC P6500 | 7.0L V8 6998cc 427 CID |
| | 1993-1998 | CHEVROLET B7 | 6.0L V8 366 CID |
| | 1993-1998 | GMC B7 | 6.0L V8 366 CID |
| | 1994-1998 | CHEVROLET B7 | 7.0L V8 6998cc 427 CID |
| | 1997-1998 | CHEVROLET C6500 KODIAK | 6.0L V8 366 CID |
| | 1997-1998 | CHEVROLET C6500 KODIAK | 7.0L V8 6998cc 427 CID |
| | 1997-1998 | CHEVROLET C7500 KODIAK | 6.0L V8 366 CID |
| | 1997-1998 | CHEVROLET C7500 KODIAK | 7.0L V8 6998cc 427 CID |
| | 1997-1998 | CHEVROLET T7500 | 6.0L V8 366 CID |
| | 1997-1998 | GMC C6500 TOPKICK | 6.0L V8 366 CID |
| 1997-1998 | GMC C6500 TOPKICK | 7.0L V8 6998cc 427 CID | |
| 1997-1998 | GMC C7500 TOPKICK | 6.0L V8 366 CID | |
| 1997-1998 | GMC C7500 TOPKICK | 7.0L V8 6998cc 427 CID | |
| 1997-1998 | GMC T7500 | 6.0L V8 366 CID | |
| US5079 | 1994-1997 | SAAB 900 | 2.5L V6 2498cc |
| | 1995-1997 | SAAB 9000 | 3.0L V6 2961cc 181 CID |
| | 1997-2001 | CADILLAC CATERA | 3.0L V6 2962cc 181 CID |
| | 1999 | SAAB 42618 | 3.0L V6 2961cc 181 CID |
| | 2000-2003 | SAAB 9-5 | 3.0L V6 2961cc 181 CID |
| | 2000 | SATURN LS2 | 3.0L V6 3000cc 181 CID |
| | 2000 | SATURN LW2 | 3.0L V6 3000cc 181 CID |
| | 2001-2003 | SATURN LW300 | 3.0L V6 3000cc 181 CID |
| | 2001-2005 | SATURN L300 | 3.0L V6 3000cc 181 CID |
| | 2002-2003 | SATURN VUE | 3.0L V6 3000cc 181 CID |
| US5081 | 2003-2004 | CADILLAC CTS | 3.2L V6 197 CID |
| | 2003 | CHEVROLET VECTRA (MEX) | 3.2L V6 3199cc 195 CID |
| | 2004-2005 | CHEVROLET VECTRA (MEX) | 3.2L V6 3171cc 193 CID |
| | 1997-2004 | CHEVROLET CORVETTE | 5.7L V8 350 CID |
| US5084 | 1998-2002 | CHEVROLET CAMARO | 5.7L V8 350 CID |
| | 1998-2002 | PONTIAC FIREBIRD | 5.7L V8 350 CID |
| | 2004 | PONTIAC GTO | 5.7L V8 350 CID |
| | 1980-1985 | CHEVROLET B60 | 7.0L V8 427 CID |
| 1980-1985 | GMC B6000 | 7.0L V8 427 CID | |
| 1980-1990 | CHEVROLET B60 | 6.0L V8 366 CID | |
| 1980-1990 | CHEVROLET C60 | 6.0L V8 366 CID | |
| 1980-1990 | CHEVROLET C70 | 6.0L V8 366 CID | |
| 1980-1990 | CHEVROLET C70 | 7.0L V8 427 CID | |
| 1980-1990 | GMC B6000 | 6.0L V8 366 CID | |
| 1980-1990 | GMC C6000 | 6.0L V8 366 CID | |
| 1980-1990 | GMC C7000 | 6.0L V8 366 CID | |
| 1980-1990 | GMC C7000 | 7.0L V8 427 CID | |
| 1990 | CHEVROLET C5500 KODIAK | 6.0L V8 366 CID | |
| 1990 | CHEVROLET C60 | 7.0L V8 427 CID | |
| 1990 | CHEVROLET C60 KODIAK | 6.0L V8 366 CID | |
| 1990 | CHEVROLET C60 KODIAK | 7.0L V8 6998cc 427 CID | |
| 1990 | CHEVROLET C70 KODIAK | 6.0L V8 366 CID | |
| 1990 | CHEVROLET C70 KODIAK | 7.0L V8 6998cc 427 CID | |
| 1990 | GMC C5000 TOPKICK | 6.0L V8 366 CID | |
| 1990 | GMC C6000 | 7.0L V8 427 CID | |
| 1990 | GMC C6000 TOPKICK | 6.0L V8 366 CID | |
| 1990 | GMC C6000 TOPKICK | 7.0L V8 6998cc 427 CID | |
| 1990 | GMC C7000 TOPKICK | 6.0L V8 366 CID | |
| 1990 | GMC C7000 TOPKICK | 7.0L V8 6998cc 427 CID | |
| 1999-2000 | CHEVROLET B7 | 7.4L V8 454 CID | |
| 1999-2000 | CHEVROLET C6500 KODIAK | 7.4L V8 454 CID | |
| 1999-2000 | CHEVROLET C7500 KODIAK | 7.4L V8 454 CID | |
| 1999-2000 | GMC B7 | 7.4L V8 454 CID | |
| 1999-2000 | GMC C6500 TOPKICK | 7.4L V8 454 CID | |

| USMW | Years | Application | Engine |
|---------|-----------|-------------------------------------|------------------------|
| US5084 | 1999-2000 | GMC C7500 TOPKICK | 7.4L V8 454 CID |
| US5085 | 1999-2002 | OLDSMOBILE INTRIGUE | 3.5L V6 214 CID |
| | 2001-2002 | OLDSMOBILE AURORA | 3.5L V6 214 CID |
| US5086 | 1999-2000 | CHEVROLET C2500 | 6.5L V8 395 CID |
| | 1999-2000 | CHEVROLET C3500 | 6.5L V8 395 CID |
| | 1999-2000 | CHEVROLET K2500 | 6.5L V8 395 CID |
| | 1999-2000 | CHEVROLET K3500 | 6.5L V8 395 CID |
| | 1999-2000 | GMC C2500 | 6.5L V8 395 CID |
| | 1999-2000 | GMC C3500 | 6.5L V8 395 CID |
| | 1999-2000 | GMC K2500 | 6.5L V8 395 CID |
| | 1999-2000 | GMC K3500 | 6.5L V8 395 CID |
| | 1999-2001 | AM GENERAL HUMMER | 6.5L V8 395 CID |
| | 1999-2002 | CHEVROLET EXPRESS 2500 | 6.5L V8 395 CID |
| | 1999-2002 | CHEVROLET EXPRESS 3500 | 6.5L V8 395 CID |
| | 1999-2002 | GMC SAVANA 2500 | 6.5L V8 395 CID |
| | 1999-2002 | GMC SAVANA 3500 | 6.5L V8 395 CID |
| | 1999 | CHEVROLET C1500 SUBURBAN | 6.5L V8 395 CID |
| | 1999 | CHEVROLET C2500 SUBURBAN | 6.5L V8 395 CID |
| | 1999 | CHEVROLET K1500 SUBURBAN | 6.5L V8 395 CID |
| | 1999 | CHEVROLET K2500 SUBURBAN | 6.5L V8 395 CID |
| | 1999 | CHEVROLET P30 | 6.5L V8 395 CID |
| | 1999 | GMC C1500 SUBURBAN | 6.5L V8 395 CID |
| | 1999 | GMC C2500 SUBURBAN | 6.5L V8 395 CID |
| | 1999 | GMC K1500 SUBURBAN | 6.5L V8 395 CID |
| | 1999 | GMC K2500 SUBURBAN | 6.5L V8 395 CID |
| | 1999 | GMC P3500 | 6.5L V8 395 CID |
| | 2002-2004 | HUMMER H1 | 6.5L V8 395 CID |
| US5087 | 2000 | CHEVROLET C2500 (MEX) | 5.7L V8 5737cc 350 CID |
| | 2001-2003 | CHEVROLET SILVERADO 3500 (MEX) | 5.7L V8 5737cc 350 CID |
| | 2001 | CHEVROLET SILVERADO 2500 (MEX) | 5.7L V8 5737cc 350 CID |
| | 2001 | CHEVROLET SUBURBAN 1500 (MEX) | 5.7L V8 5737cc 350 CID |
| | 2002 | CHEVROLET SUBURBAN 1500 (MEX) | 5.7L V8 5733cc 350 CID |
| | 2003-2004 | CHEVROLET SONORA (MEX) | 5.3L V8 5300cc 323 CID |
| | 2003 | CHEVROLET SILVERADO 2500 (MEX) | 5.3L V8 5300cc 323 CID |
| | 2003 | CHEVROLET SONORA (MEX) | 6.0L V8 6000cc 364 CID |
| US5089 | 2001-2006 | CHEVROLET SILVERADO 2500 HD | 8.1L V8 496 CID |
| | 2001-2006 | CHEVROLET SILVERADO 3500 | 8.1L V8 496 CID |
| | 2001-2006 | CHEVROLET SUBURBAN 2500 | 8.1L V8 496 CID |
| | 2001-2006 | GMC SIERRA 2500 HD | 8.1L V8 496 CID |
| | 2001-2006 | GMC SIERRA 3500 | 8.1L V8 496 CID |
| | 2001-2006 | GMC YUKON XL 2500 | 8.1L V8 496 CID |
| | 2002-2006 | CHEVROLET AVALANCHE 2500 | 8.1L V8 496 CID |
| | 2007 | CHEVROLET SILVERADO 2500 HD CLASSIC | 8.1L V8 496 CID |
| | 2007 | CHEVROLET SILVERADO 3500 CLASSIC | 8.1L V8 496 CID |
| | 2007 | GMC SIERRA 2500 HD CLASSIC | 8.1L V8 496 CID |
| | 2007 | GMC SIERRA 3500 CLASSIC | 8.1L V8 496 CID |
| US5089H | 2001-2006 | CHEVROLET SILVERADO 2500 HD | 8.1L V8 496 CID |
| | 2001-2006 | CHEVROLET SILVERADO 3500 | 8.1L V8 496 CID |
| | 2001-2006 | CHEVROLET SUBURBAN 2500 | 8.1L V8 496 CID |
| | 2001-2006 | GMC SIERRA 2500 HD | 8.1L V8 496 CID |
| | 2001-2006 | GMC SIERRA 3500 | 8.1L V8 496 CID |
| | 2001-2006 | GMC YUKON XL 2500 | 8.1L V8 496 CID |
| | 2002-2006 | CHEVROLET AVALANCHE 2500 | 8.1L V8 496 CID |
| | 2007 | CHEVROLET SILVERADO 2500 HD CLASSIC | 8.1L V8 496 CID |
| | 2007 | CHEVROLET SILVERADO 3500 CLASSIC | 8.1L V8 496 CID |
| | 2007 | GMC SIERRA 2500 HD CLASSIC | 8.1L V8 496 CID |
| | 2007 | GMC SIERRA 3500 CLASSIC | 8.1L V8 496 CID |
| US5090 | 2001-2002 | CHEVROLET EXPRESS 3500 | 8.1L V8 496 CID |
| | 2001-2002 | GMC SAVANA 3500 | 8.1L V8 496 CID |
| US5092 | 2000 | SATURN LS | 2.2L L4 2198cc 134 CID |
| | 2000 | SATURN LS1 | 2.2L L4 2198cc 134 CID |
| | 2000 | SATURN LW1 | 2.2L L4 2198cc 134 CID |
| | 2001-2002 | SATURN L100 | 2.2L L4 2198cc 134 CID |
| | 2001-2003 | SATURN L200 | 2.2L L4 2198cc 134 CID |
| | 2001-2003 | SATURN LW200 | 2.2L L4 2198cc 134 CID |
| | 2002-2004 | OLDSMOBILE ALERO | 2.2L L4 2198cc 134 CID |
| | 2002-2005 | CHEVROLET CAVALIER | 2.2L L4 2198cc 134 CID |
| | 2002-2005 | PONTIAC GRAND AM | 2.2L L4 2198cc 134 CID |
| | 2002-2005 | PONTIAC SUNFIRE | 2.2L L4 2198cc 134 CID |

| USMW | Years | Application | Engine |
|--------|-----------|-------------------------------|------------------------|
| | 2002-2005 | SATURN VUE | 2.2L L4 134 CID |
| | 2002-2006 | CHEVROLET ZAFIRA (MEX) | 2.2L L4 2190cc 134 CID |
| | 2003-2004 | CHEVROLET CAVALIER | 2.2L L4 134 CID |
| | 2003-2005 | CHEVROLET VECTRA (MEX) | 2.2L L4 2190cc 134 CID |
| | 2003-2007 | SATURN ION | 2.2L L4 2198cc 134 CID |
| | 2003 | SAAB 42616 | 2.0L L4 1985cc |
| | 2004-2005 | CHEVROLET CLASSIC | 2.2L L4 2198cc 134 CID |
| | 2004-2007 | SATURN ION | 2.0L L4 122 CID |
| | 2004-2008 | CHEVROLET MALIBU | 2.2L L4 2198cc 134 CID |
| | 2004-2011 | SAAB 9-3 | 2.0L L4 1985cc |
| | 2004 | SATURN L300 | 2.2L L4 2198cc 134 CID |
| | 2005-2006 | PONTIAC G4 (MEX) | 2.2L L4 2190cc 134 CID |
| | 2005-2007 | CHEVROLET COBALT | 2.0L L4 122 CID |
| | 2005-2010 | CHEVROLET COBALT | 2.2L L4 2198cc 134 CID |
| | 2006-2007 | SATURN ION | 2.4L L4 2384cc 145 CID |
| | 2006-2007 | SATURN VUE | 2.2L L4 2198cc 134 CID |
| | 2006-2008 | CHEVROLET COBALT | 2.4L L4 145 CID |
| | 2006-2009 | PONTIAC SOLSTICE | 2.4L L4 2384cc 145 CID |
| | 2006-2010 | PONTIAC G6 | 2.4L L4 2384cc 145 CID |
| | 2006-2011 | CHEVROLET HHR | 2.2L L4 2189cc 134 CID |
| | 2006-2011 | CHEVROLET HHR | 2.4L L4 145 CID |
| | 2006 | PONTIAC G4 (MEX) | 2.4L L4 2395cc 146 CID |
| | 2007-2008 | CHEVROLET HHR | 2.2L L4 2198cc 134 CID |
| | 2007-2009 | PONTIAC G5 | 2.2L L4 2198cc 134 CID |
| | 2007-2009 | PONTIAC SOLSTICE | 2.0L L4 1998cc 122 CID |
| | 2007-2009 | SATURN AURA | 2.4L L4 145 CID |
| | 2007-2010 | SATURN SKY | 2.0L L4 1998cc 122 CID |
| | 2007-2010 | SATURN SKY | 2.4L L4 2384cc 145 CID |
| | 2007-2010 | SATURN VUE | 2.4L L4 145 CID |
| | 2007 | PONTIAC G5 | 2.4L L4 2384cc 145 CID |
| | 2008-2010 | CHEVROLET COBALT | 2.0L L4 1998cc 122 CID |
| | 2008-2010 | CHEVROLET HHR | 2.0L L4 1998cc 122 CID |
| | 2008-2012 | CHEVROLET MALIBU | 2.4L L4 145 CID |
| | 2008 | PONTIAC G5 | 2.4L L4 145 CID |
| | 2010-2011 | SAAB 9-3X | 2.0L L4 1985cc |
| | 2010-2014 | BUICK LACROSSE | 2.4L L4 2384cc 145 CID |
| | 2010-2014 | CHEVROLET EQUINOX | 2.4L L4 145 CID |
| | 2010-2014 | GMC TERRAIN | 2.4L L4 145 CID |
| | 2010-2015 | CHEVROLET CAPTIVA SPORT (MEX) | 2.4L L4 2409cc 147 CID |
| | 2010 | PONTIAC G6 | 2.4L L4 145 CID |
| | 2011-2013 | BUICK REGAL | 2.0L L4 1998cc 122 CID |
| | 2011-2014 | BUICK REGAL | 2.4L L4 2384cc 145 CID |
| | 2011 | CHEVROLET EQUINOX | 2.4L L4 2384cc 145 CID |
| | 2011 | GMC TERRAIN | 2.4L L4 2384cc 145 CID |
| | 2012-2014 | BUICK VERANO | 2.4L L4 145 CID |
| | 2012-2014 | CHEVROLET CAPTIVA SPORT | 2.4L L4 145 CID |
| | 2012 | BUICK REGAL | 2.4L L4 145 CID |
| | 2013-2014 | BUICK VERANO | 2.0L L4 1998cc 122 CID |
| | 2013-2014 | CHEVROLET MALIBU | 2.4L L4 2384cc 145 CID |
| | 2014 | CHEVROLET IMPALA | 2.4L L4 2384cc 145 CID |
| US5097 | 2002-2004 | OLDSMOBILE BRAVADA | 4.2L L6 256 CID |
| | 2002-2006 | CHEVROLET TRAILBLAZER EXT | 4.2L L6 256 CID |
| | 2002-2006 | GMC ENVOY XL | 4.2L L6 256 CID |
| | 2002-2009 | CHEVROLET TRAILBLAZER | 4.2L L6 256 CID |
| | 2002-2009 | GMC ENVOY | 4.2L L6 256 CID |
| | 2003-2008 | ISUZU ASCENDER | 4.2L L6 256 CID |
| | 2004-2005 | GMC ENVOY XUV | 4.2L L6 256 CID |
| | 2004-2006 | CHEVROLET COLORADO | 2.8L L4 2770cc 169 CID |
| | 2004-2006 | CHEVROLET COLORADO | 3.5L L5 3460cc 211 CID |
| | 2004-2006 | GMC CANYON | 2.8L L4 2770cc 169 CID |
| | 2004-2006 | GMC CANYON | 3.5L L5 3460cc 211 CID |
| | 2004-2007 | BUICK RAINIER | 4.2L L6 256 CID |
| | 2005-2009 | SAAB 9-7X | 4.2L L6 256 CID |
| | 2006 | HUMMER H3 | 3.5L L5 3460cc 211 CID |
| | 2006 | ISUZU I-280 | 2.8L L4 2770cc 169 CID |
| | 2006 | ISUZU I-350 | 3.5L L5 3460cc 211 CID |
| | 2007-2008 | ISUZU I-290 | 2.9L L4 2921cc 178 CID |
| | 2007-2008 | ISUZU I-370 | 3.7L L5 3654cc 223 CID |
| | 2007-2010 | HUMMER H3 | 3.7L L5 3654cc 223 CID |

| USMW | Years | Application | Engine |
|-----------|-----------------------------|------------------------------|------------------------|
| US5097 | 2007-2012 | CHEVROLET COLORADO | 2.9L L4 2921cc 178 CID |
| | 2007-2012 | CHEVROLET COLORADO | 3.7L L5 3654cc 223 CID |
| | 2007-2012 | GMC CANYON | 2.9L L4 2921cc 178 CID |
| | 2007-2012 | GMC CANYON | 3.7L L5 3654cc 223 CID |
| | 2009-2010 | HUMMER H3T | 3.7L L5 3654cc 223 CID |
| | 2010-2012 | GMC CANYON (MEX) | 3.7L L5 3654cc 223 CID |
| US5099 | 2003-2008 | PONTIAC VIBE | 1.8L L4 1794cc |
| US6000 | 2004-2005 | AUDI ALLROAD QUATTRO | 4.2L V8 4172cc |
| | 2004-2009 | AUDI S4 | 4.2L V8 4163cc |
| | 2005-2006 | AUDI A6 QUATTRO | 4.2L V8 4163cc |
| | 2007-2008 | AUDI RS4 | 4.2L V8 4172cc |
| US6001 | 2002-2008 | MINI COOPER | 1.6L L4 1600cc |
| US6002 | 2010-2014 | FORD EXPEDITION | 5.4L V8 330 CID |
| | 2010-2014 | FORD EXPEDITION (MEX) | 5.4L V8 5409cc 330 CID |
| | 2010-2014 | LINCOLN NAVIGATOR | 5.4L V8 330 CID |
| | 2010 | FORD F-150 | 5.4L V8 330 CID |
| | 2010 | FORD LOBO (MEX) | 5.4L V8 5409cc 330 CID |
| | 2013-2014 | FORD EXPEDITION (MEX) | 5.4L V8 5408cc 330 CID |
| US6003 | 2002-2004 | BMW 745I | 4.4L V8 4398cc |
| | 2003-2005 | BMW 760LI | 6.0L V12 5972cc |
| | 2004-2005 | BMW 760I | 6.0L V12 5972cc |
| US6006 | 2010-2014 | FORD F-150 | 6.2L V8 6210cc 379 CID |
| | 2011-2014 | FORD F-350 XL (MEX) | 6.2L V8 6200cc 378 CID |
| | 2011-2014 | FORD F-350 XLT (MEX) | 6.2L V8 6200cc 378 CID |
| | 2011-2014 | FORD LOBO (MEX) | 6.2L V8 6200cc 378 CID |
| | 2011-2015 | FORD F-250 SUPER DUTY | 6.2L V8 6210cc 379 CID |
| | 2011-2015 | FORD F-350 SUPER DUTY | 6.2L V8 6210cc 379 CID |
| | 2015 | FORD F-350 (MEX) | 6.2L V8 6200cc 378 CID |
| US6007 | 2004-2006 | DODGE SPRINTER 2500 | 2.7L L5 2687cc 165 CID |
| | 2004-2006 | DODGE SPRINTER 3500 | 2.7L L5 2687cc 165 CID |
| | 2004-2006 | MERCEDES-BENZ SPRINTER (MEX) | 2.7L L5 2685cc 165 CID |
| US6008 | 2003 | DODGE SPRINTER 2500 | 2.7L L5 2687cc 165 CID |
| | 2003 | DODGE SPRINTER 3500 | 2.7L L5 2687cc 165 CID |
| US6009 | 2007-2008 | CHEVROLET TRAILBLAZER | 5.3L V8 5328cc 325 CID |
| | 2007-2009 | CHEVROLET AVALANCHE | 6.0L V8 5967cc 364 CID |
| | 2007-2009 | CHEVROLET SUBURBAN 1500 | 6.0L V8 5967cc 364 CID |
| | 2007-2009 | CHEVROLET TAHOE | 4.8L V8 294 CID |
| | 2007-2009 | CHEVROLET TRAILBLAZER | 6.0L V8 5967cc 364 CID |
| | 2007-2009 | GMC ENVOY | 5.3L V8 5328cc 325 CID |
| | 2007-2009 | GMC YUKON | 4.8L V8 294 CID |
| | 2007-2009 | GMC YUKON XL 1500 | 6.0L V8 5967cc 364 CID |
| | 2007-2009 | SAAB 9-7X | 5.3L V8 5328cc 325 CID |
| | 2007-2010 | CHEVROLET CHEYENNE (MEX) | 5.3L V8 5300cc 323 CID |
| | 2007-2013 | CADILLAC ESCALADE EXT | 6.2L V8 6162cc 376 CID |
| | 2007-2013 | CHEVROLET AVALANCHE | 5.3L V8 5328cc 325 CID |
| | 2007-2013 | CHEVROLET SILVERADO 1500 | 4.8L V8 294 CID |
| | 2007-2013 | CHEVROLET SILVERADO 1500 | 5.3L V8 5328cc 325 CID |
| | 2007-2013 | CHEVROLET SILVERADO 1500 | 6.0L V8 5967cc 364 CID |
| | 2007-2013 | CHEVROLET SUBURBAN 2500 | 6.0L V8 5967cc 364 CID |
| | 2007-2013 | GMC SIERRA 1500 | 4.8L V8 294 CID |
| | 2007-2013 | GMC SIERRA 1500 | 5.3L V8 5328cc 325 CID |
| | 2007-2013 | GMC SIERRA 1500 | 6.0L V8 5967cc 364 CID |
| | 2007-2013 | GMC SIERRA 1500 | 6.2L V8 6162cc 376 CID |
| | 2007-2013 | GMC YUKON XL 2500 | 6.0L V8 5967cc 364 CID |
| | 2007-2014 | CADILLAC ESCALADE | 6.2L V8 6162cc 376 CID |
| | 2007-2014 | CADILLAC ESCALADE ESV | 6.2L V8 6162cc 376 CID |
| | 2007-2014 | CHEVROLET EXPRESS 1500 | 5.3L V8 5328cc 325 CID |
| | 2007-2014 | CHEVROLET EXPRESS 2500 | 4.8L V8 294 CID |
| | 2007-2014 | CHEVROLET EXPRESS 2500 | 6.0L V8 5967cc 364 CID |
| | 2007-2014 | CHEVROLET EXPRESS 3500 | 4.8L V8 294 CID |
| 2007-2014 | CHEVROLET EXPRESS 3500 | 6.0L V8 5967cc 364 CID | |
| 2007-2014 | CHEVROLET SILVERADO 2500 HD | 6.0L V8 5967cc 364 CID | |
| 2007-2014 | CHEVROLET SILVERADO 3500 HD | 6.0L V8 5967cc 364 CID | |
| 2007-2014 | CHEVROLET SUBURBAN 1500 | 5.3L V8 5328cc 325 CID | |
| 2007-2014 | CHEVROLET TAHOE | 5.3L V8 5328cc 325 CID | |
| 2007-2014 | GMC SAVANA 1500 | 5.3L V8 5328cc 325 CID | |
| 2007-2014 | GMC SAVANA 2500 | 4.8L V8 294 CID | |
| 2007-2014 | GMC SAVANA 2500 | 6.0L V8 5967cc 364 CID | |
| 2007-2014 | GMC SAVANA 3500 | 4.8L V8 294 CID | |

| USMW | Years | Application | Engine |
|----------|-----------|-------------------------------------|------------------------|
| | 2007-2014 | GMC SAVANA 3500 | 6.0L V8 5967cc 364 CID |
| | 2007-2014 | GMC SIERRA 2500 HD | 6.0L V8 5967cc 364 CID |
| | 2007-2014 | GMC SIERRA 3500 HD | 6.0L V8 5967cc 364 CID |
| | 2007-2014 | GMC YUKON | 5.3L V8 5328cc 325 CID |
| | 2007-2014 | GMC YUKON | 6.2L V8 6162cc 376 CID |
| | 2007-2014 | GMC YUKON XL 1500 | 5.3L V8 5328cc 325 CID |
| | 2007-2014 | GMC YUKON XL 1500 | 6.2L V8 6162cc 376 CID |
| | 2007 | BUICK RAINIER | 5.3L V8 5328cc 325 CID |
| | 2007 | CHEVROLET SILVERADO 1500 CLASSIC | 4.8L V8 294 CID |
| | 2007 | CHEVROLET SILVERADO 1500 CLASSIC | 5.3L V8 5328cc 325 CID |
| | 2007 | CHEVROLET SILVERADO 1500 CLASSIC | 6.0L V8 5967cc 364 CID |
| | 2007 | CHEVROLET SILVERADO 1500 HD CLASSIC | 6.0L V8 5967cc 364 CID |
| | 2007 | CHEVROLET SILVERADO 2500 HD CLASSIC | 6.0L V8 5967cc 364 CID |
| | 2007 | CHEVROLET SILVERADO 3500 CLASSIC | 6.0L V8 5967cc 364 CID |
| | 2007 | GMC SIERRA 1500 CLASSIC | 4.8L V8 294 CID |
| | 2007 | GMC SIERRA 1500 CLASSIC | 5.3L V8 5328cc 325 CID |
| | 2007 | GMC SIERRA 1500 CLASSIC | 6.0L V8 5967cc 364 CID |
| | 2007 | GMC SIERRA 1500 HD CLASSIC | 6.0L V8 5967cc 364 CID |
| | 2007 | GMC SIERRA 2500 HD CLASSIC | 6.0L V8 5967cc 364 CID |
| | 2007 | GMC SIERRA 3500 CLASSIC | 6.0L V8 5967cc 364 CID |
| | 2007 | HUMMER H2 | 6.0L V8 5967cc 364 CID |
| | 2008-2009 | CHEVROLET TAHOE | 6.2L V8 6162cc 376 CID |
| | 2008-2009 | HUMMER H2 | 6.2L V8 6162cc 376 CID |
| | 2008-2009 | SAAB 9-7X | 6.0L V8 5967cc 364 CID |
| | 2008-2010 | HUMMER H3 | 5.3L V8 5328cc 325 CID |
| | 2008-2011 | CHEVROLET EXPRESS (MEX) | 5.3L V8 5300cc 323 CID |
| | 2008-2013 | CHEVROLET TAHOE | 6.0L V8 5967cc 364 CID |
| | 2008-2013 | GMC YUKON | 6.0L V8 5967cc 364 CID |
| | 2008-2016 | CHEVROLET SILVERADO 3500 (MEX) | 6.0L V8 5967cc 364 CID |
| | 2009-2010 | HUMMER H3T | 5.3L V8 5328cc 325 CID |
| | 2009-2012 | CHEVROLET COLORADO | 5.3L V8 5328cc 325 CID |
| | 2009-2012 | GMC CANYON | 5.3L V8 5328cc 325 CID |
| | 2009-2013 | CADILLAC ESCALADE | 6.0L V8 5967cc 364 CID |
| | 2009-2013 | CHEVROLET SILVERADO 1500 | 6.2L V8 6162cc 376 CID |
| | 2009-2014 | CHEVROLET EXPRESS 4500 | 6.0L V8 5967cc 364 CID |
| | 2009-2014 | GMC SAVANA 4500 | 6.0L V8 5967cc 364 CID |
| | 2009 | GMC YUKON (MEX) | 6.2L V8 6162cc 378 CID |
| | 2010-2011 | CHEVROLET SILVERADO 2500 (MEX) | 5.3L V8 5300cc 323 CID |
| | 2010-2012 | CHEVROLET AVALANCHE (MEX) | 5.3L V8 5328cc 325 CID |
| | 2010-2012 | CHEVROLET SUBURBAN (MEX) | 5.3L V8 5328cc 325 CID |
| | 2010-2013 | CHEVROLET EXPRESS (MEX) | 6.0L V8 5967cc 364 CID |
| | 2010-2013 | CHEVROLET SILVERADO 2500 (MEX) | 4.8L V8 4800cc 293 CID |
| | 2010-2014 | GMC SIERRA (MEX) | 5.3L V8 5300cc 323 CID |
| | 2011-2012 | CHEVROLET TAHOE (MEX) | 5.3L V8 5328cc 325 CID |
| | 2011 | CHEVROLET CHEYENNE 2500 (MEX) | 5.3L V8 5300cc 323 CID |
| | 2012-2013 | CHEVROLET EXPRESS (MEX) | 5.3L V8 5328cc 325 CID |
| | 2012-2015 | CHEVROLET CHEYENNE 2500 (MEX) | 5.3L V8 5328cc 325 CID |
| | 2013-2016 | CHEVROLET SILVERADO 2500 (MEX) | 5.3L V8 5328cc 325 CID |
| | 2014 | CHEVROLET SILVERADO 2500 (MEX) | 5.3L V8 5328cc 323 CID |
| US6009-T | 2007-2008 | CHEVROLET TRAILBLAZER | 5.3L V8 5328cc 325 CID |
| | 2007-2009 | CHEVROLET AVALANCHE | 6.0L V8 5967cc 364 CID |
| | 2007-2009 | CHEVROLET SUBURBAN 1500 | 6.0L V8 5967cc 364 CID |
| | 2007-2009 | CHEVROLET TAHOE | 4.8L V8 294 CID |
| | 2007-2009 | CHEVROLET TRAILBLAZER | 6.0L V8 5967cc 364 CID |
| | 2007-2009 | GMC ENVOY | 5.3L V8 5328cc 325 CID |
| | 2007-2009 | GMC YUKON | 4.8L V8 294 CID |
| | 2007-2009 | GMC YUKON XL 1500 | 6.0L V8 5967cc 364 CID |
| | 2007-2009 | SAAB 9-7X | 5.3L V8 5328cc 325 CID |
| | 2007-2013 | CADILLAC ESCALADE EXT | 6.2L V8 6162cc 376 CID |
| | 2007-2013 | CHEVROLET AVALANCHE | 5.3L V8 5328cc 325 CID |
| | 2007-2013 | CHEVROLET SILVERADO 1500 | 4.8L V8 294 CID |
| | 2007-2013 | CHEVROLET SILVERADO 1500 | 5.3L V8 5328cc 325 CID |
| | 2007-2013 | CHEVROLET SILVERADO 1500 | 6.0L V8 5967cc 364 CID |
| | 2007-2013 | CHEVROLET SUBURBAN 2500 | 6.0L V8 5967cc 364 CID |
| | 2007-2013 | GMC SIERRA 1500 | 4.8L V8 294 CID |
| | 2007-2013 | GMC SIERRA 1500 | 5.3L V8 5328cc 325 CID |
| | 2007-2013 | GMC SIERRA 1500 | 6.0L V8 5967cc 364 CID |
| | 2007-2013 | GMC SIERRA 1500 | 6.2L V8 6162cc 376 CID |
| | 2007-2013 | GMC YUKON XL 2500 | 6.0L V8 5967cc 364 CID |

| USMW | Years | Application | Engine | USMW | Years | Application | Engine | | | | | |
|----------|-----------|-------------------------------------|------------------------|------------------------|----------------------------|--------------------------|------------------------|------------------------|------------------------|------------------------|------------------------|------------------------|
| US6009-T | 2007-2014 | CADILLAC ESCALADE | 6.2L V8 6162cc 376 CID | | 2005-2009 | AUDI A4 QUATTRO | 2.0L L4 1984cc 121 CID | | | | | |
| | 2007-2014 | CADILLAC ESCALADE ESV | 6.2L V8 6162cc 376 CID | | 2006-2007 | AUDI A3 (MEX) | 2.0L H4 1984cc 121 CID | | | | | |
| | 2007-2014 | CHEVROLET EXPRESS 1500 | 5.3L V8 5328cc 325 CID | | 2006-2008 | AUDI A3 | 2.0L L4 1984cc 121 CID | | | | | |
| | 2007-2014 | CHEVROLET EXPRESS 2500 | 4.8L V8 294 CID | | 2006-2008 | VOLKSWAGEN GTI | 2.0L L4 1984cc 121 CID | | | | | |
| | 2007-2014 | CHEVROLET EXPRESS 2500 | 6.0L V8 5967cc 364 CID | | 2006-2008 | VOLKSWAGEN JETTA | 2.0L L4 1984cc 121 CID | | | | | |
| | 2007-2014 | CHEVROLET EXPRESS 3500 | 4.8L V8 294 CID | | 2006-2008 | VOLKSWAGEN PASSAT | 2.0L L4 1984cc 121 CID | | | | | |
| | 2007-2014 | CHEVROLET EXPRESS 3500 | 6.0L V8 5967cc 364 CID | | 2007-2009 | VOLKSWAGEN EOS | 2.0L L4 1984cc 121 CID | | | | | |
| | 2007-2014 | CHEVROLET SILVERADO 2500 HD | 6.0L V8 5967cc 364 CID | | 2008-2009 | AUDI TT | 2.0L L4 1984cc 121 CID | | | | | |
| | 2007-2014 | CHEVROLET SILVERADO 3500 HD | 6.0L V8 5967cc 364 CID | | 2009-2015 | AUDI TT QUATTRO | 2.0L L4 1984cc 121 CID | | | | | |
| | 2007-2014 | CHEVROLET SUBURBAN 1500 | 5.3L V8 5328cc 325 CID | | 2010-2009 | VOLKSWAGEN BORA (MEX) | 2.0L H4 1984cc 121 CID | | | | | |
| | 2007-2014 | CHEVROLET TAHOE | 5.3L V8 5328cc 325 CID | | 2010 | VOLKSWAGEN JETTA (MEX) | 2.0L H4 1984cc 121 CID | | | | | |
| | 2007-2014 | GMC SAVANA 1500 | 5.3L V8 5328cc 325 CID | | 2010 | VOLKSWAGEN PASSAT (MEX) | 2.0L H4 1985cc 121 CID | | | | | |
| | 2007-2014 | GMC SAVANA 2500 | 4.8L V8 294 CID | | 2012-2013 | VOLKSWAGEN GOLF | 2.0L L4 1984cc 121 CID | | | | | |
| | 2007-2014 | GMC SAVANA 2500 | 6.0L V8 5967cc 364 CID | | 2012 | VOLKSWAGEN CLASICO (MEX) | 2.0L H4 1984cc 121 CID | | | | | |
| | 2007-2014 | GMC SAVANA 3500 | 4.8L V8 294 CID | | US6023 | 2007-2010 | FORD EDGE | 3.5L V6 3496cc 213 CID | | | | |
| | 2007-2014 | GMC SAVANA 3500 | 6.0L V8 5967cc 364 CID | | | 2007-2010 | LINCOLN MKX | 3.5L V6 3496cc 213 CID | | | | |
| | 2007-2014 | GMC SIERRA 2500 HD | 6.0L V8 5967cc 364 CID | | | 2007-2011 | LINCOLN MKZ | 3.5L V6 3496cc 213 CID | | | | |
| | 2007-2014 | GMC SIERRA 3500 HD | 6.0L V8 5967cc 364 CID | | | 2007 | MAZDA CX-9 | 3.5L V6 3496cc 213 CID | | | | |
| | 2007-2014 | GMC YUKON | 5.3L V8 5328cc 325 CID | | | 2008-2009 | FORD TAURUS X | 3.5L V6 3496cc 213 CID | | | | |
| | 2007-2014 | GMC YUKON | 6.2L V8 6162cc 376 CID | | | 2008-2009 | MERCURY SABLE | 3.5L V6 3496cc 213 CID | | | | |
| | 2007-2014 | GMC YUKON XL 1500 | 5.3L V8 5328cc 325 CID | | | 2008-2010 | FORD TAURUS | 3.5L V6 3496cc 213 CID | | | | |
| | 2007-2014 | GMC YUKON XL 1500 | 6.2L V8 6162cc 376 CID | | | 2008-2010 | MAZDA CX-9 | 3.7L V6 3726cc 227 CID | | | | |
| | 2007 | BUICK RAINIER | 5.3L V8 5328cc 325 CID | | | 2009-2010 | FORD FLEX | 3.5L V6 3496cc 213 CID | | | | |
| | 2007 | CHEVROLET SILVERADO 1500 CLASSIC | 4.8L V8 294 CID | | | 2009-2010 | LINCOLN MKS | 3.7L V6 3726cc 227 CID | | | | |
| | 2007 | CHEVROLET SILVERADO 1500 CLASSIC | 5.3L V8 5328cc 325 CID | | | 2009-2010 | MAZDA 6 | 3.7L V6 3726cc 227 CID | | | | |
| | 2007 | CHEVROLET SILVERADO 1500 CLASSIC | 6.0L V8 5967cc 364 CID | | | 2010-2011 | FORD FUSION | 3.5L V6 3496cc 213 CID | | | | |
| | 2007 | CHEVROLET SILVERADO 1500 HD CLASSIC | 6.0L V8 5967cc 364 CID | | | 2010 | LINCOLN MKS | 3.5L V6 3496cc 213 CID | | | | |
| | 2007 | CHEVROLET SILVERADO 2500 HD CLASSIC | 6.0L V8 5967cc 364 CID | | | 2010 | LINCOLN MKT | 3.5L V6 3496cc 213 CID | | | | |
| | 2007 | CHEVROLET SILVERADO 3500 CLASSIC | 6.0L V8 5967cc 364 CID | | | 2010 | LINCOLN MKT | 3.7L V6 3726cc 227 CID | | | | |
| | 2007 | GMC SIERRA 1500 CLASSIC | 4.8L V8 294 CID | | | US6030 | 2003-2005 | MERCEDES-BENZ C230 | 1.8L L4 1796cc | | | |
| | 2007 | GMC SIERRA 1500 CLASSIC | 5.3L V8 5328cc 325 CID | | | | US6034 | 2004-2005 | VOLKSWAGEN PASSAT | 2.0L L4 1967cc 120 CID | | |
| | 2007 | GMC SIERRA 1500 CLASSIC | 6.0L V8 5967cc 364 CID | | | | | 2004-2006 | VOLKSWAGEN BEETLE | 1.9L L4 1896cc 116 CID | | |
| | 2007 | GMC SIERRA 1500 HD CLASSIC | 6.0L V8 5967cc 364 CID | | | | | 2004-2006 | VOLKSWAGEN GOLF | 1.9L L4 1896cc 116 CID | | |
| | 2007 | GMC SIERRA 2500 HD CLASSIC | 6.0L V8 5967cc 364 CID | | | | | 2004 | VOLKSWAGEN JETTA | 1.9L L4 1896cc 116 CID | | |
| | 2007 | GMC SIERRA 3500 CLASSIC | 6.0L V8 5967cc 364 CID | | | | | 2009-2014 | VOLKSWAGEN JETTA | 2.0L L4 1968cc 120 CID | | |
| | 2007 | HUMMER H2 | 6.0L V8 5967cc 364 CID | | | | | 2009 | VOLKSWAGEN JETTA (MEX) | 1.9L L4 1896cc 116 CID | | |
| | 2008-2009 | CHEVROLET TAHOE | 6.2L V8 6162cc 376 CID | | | | | 2010-2013 | AUDI A3 | 2.0L L4 1968cc 120 CID | | |
| | 2008-2009 | HUMMER H2 | 6.2L V8 6162cc 376 CID | | | | | 2010-2014 | VOLKSWAGEN GOLF | 2.0L L4 1968cc 120 CID | | |
| | 2008-2009 | SAAB 9-7X | 6.0L V8 5967cc 364 CID | | | | | 2013-2014 | VOLKSWAGEN BEETLE | 2.0L L4 1968cc 120 CID | | |
| | 2008-2010 | HUMMER H3 | 5.3L V8 5328cc 325 CID | | | | | US6037 | 2003-2009 | TOYOTA 4RUNNER | 4.0L V6 3956cc 241 CID | |
| | 2008-2013 | CHEVROLET TAHOE | 6.0L V8 5967cc 364 CID | | | | | | 2005-2011 | TOYOTA TUNDRA | 4.0L V6 3956cc 241 CID | |
| | 2008-2013 | GMC YUKON | 6.0L V8 5967cc 364 CID | | | | | | 2005-2015 | TOYOTA TACOMA | 4.0L V6 3956cc 241 CID | |
| | 2009-2010 | HUMMER H3T | 5.3L V8 5328cc 325 CID | | | | | | 2007-2009 | TOYOTA FJ CRUISER | 4.0L V6 3956cc 241 CID | |
| | 2009-2012 | CHEVROLET COLORADO | 5.3L V8 5328cc 325 CID | | | | | | US6038 | 2007-2009 | DODGE CALIBER | 1.8L L4 1798cc 110 CID |
| | 2009-2012 | GMC CANYON | 5.3L V8 5328cc 325 CID | | | | | | | 2007-2010 | CHRYSLER SEBRING | 2.4L L4 2360cc 144 CID |
| | 2009-2013 | CADILLAC ESCALADE | 6.0L V8 5967cc 364 CID | | | | | | | 2007-2011 | DODGE CALIBER | 2.4L L4 2360cc 144 CID |
| | 2009-2013 | CHEVROLET SILVERADO 1500 | 6.2L V8 6162cc 376 CID | | | | | | | 2007-2012 | DODGE CALIBER | 2.0L L4 1998cc 122 CID |
| | 2009-2014 | CHEVROLET EXPRESS 4500 | 6.0L V8 5967cc 364 CID | | | | | | | 2007-2015 | JEEP COMPASS | 2.4L L4 2360cc 144 CID |
| | 2009-2014 | GMC SAVANA 4500 | 6.0L V8 5967cc 364 CID | | | | | | | 2007-2015 | JEEP PATRIOT | 2.0L L4 1998cc 122 CID |
| | 2009-2014 | GMC SAVANA 4500 | 6.0L V8 5967cc 364 CID | | | | | | | 2007-2015 | JEEP PATRIOT | 2.4L L4 2360cc 144 CID |
| US6018 | 2006 | HONDA FIT (MEX) | 1.5L H4 1496cc 91 CID | 2008-2011 | | | | | | MINI COOPER | 2.0L L4 1998cc 122 CID | |
| | 2007-2008 | HONDA FIT | 1.5L L4 1497cc | 2008-2011 | | | | | | MITSUBISHI LANCER | 2.4L L4 2360cc 144 CID | |
| US6020 | 2006-2007 | BUICK TERRAZA | 3.9L V6 3880cc 237 CID | 2008-2011 | | | | | | MITSUBISHI OUTLANDER | 2.4L L4 2360cc 144 CID | |
| | 2006-2007 | CHEVROLET MALIBU | 3.9L V6 3880cc 237 CID | 2008-2014 | | | | | | DODGE AVENGER | 2.4L L4 2360cc 144 CID | |
| | 2006-2007 | CHEVROLET MONTE CARLO | 3.5L V6 3490cc 213 CID | 2008-2015 | | | | | | JEEP COMPASS | 2.0L L4 1998cc 122 CID | |
| | 2006-2007 | SATURN RELAY | 3.9L V6 3880cc 237 CID | 2009-2011 | | | | | | MITSUBISHI LANCER | 2.4L L4 2360cc 144 CID | |
| | 2006-2008 | CHEVROLET UPLANDER | 3.9L V6 3880cc 237 CID | 2009-2015 | | | | | | DODGE JOURNEY | 2.4L L4 2360cc 144 CID | |
| | 2006-2009 | PONTIAC G6 | 3.9L V6 3880cc 237 CID | 2010-2009 | | | | | | DODGE AVENGER (MEX) | 2.0L L4 2000cc 122 CID | |
| | 2006-2011 | CHEVROLET IMPALA | 3.5L V6 3490cc 213 CID | 2010-2011 | | | | | | DODGE CALIBER (MEX) | 2.4L L4 2360cc 144 CID | |
| | 2006-2011 | CHEVROLET IMPALA | 3.9L V6 3880cc 237 CID | 2010-2013 | | | | | | JEEP PATRIOT (MEX) | 2.4L L4 2360cc 144 CID | |
| | 2006 | CHEVROLET MONTE CARLO | 3.9L V6 3880cc 237 CID | 2010-2014 | | | | | | DODGE AVENGER (MEX) | 2.4L L4 2360cc 144 CID | |
| | 2006 | PONTIAC MONTANA | 3.9L V6 3880cc 237 CID | 2010 | | | | | | CHRYSLER CIRRUS (MEX) | 2.4L L4 2360cc 144 CID | |
| | 2007-2008 | SATURN AURA | 3.5L V6 3490cc 213 CID | 2011-2014 | | | | | | DODGE JOURNEY (MEX) | 2.4L L4 2360cc 144 CID | |
| | 2007-2009 | PONTIAC MONTANA (MEX) | 3.9L V6 3880cc 237 CID | 2011-2015 | | | | | | CHRYSLER 200 | 2.4L L4 2360cc 144 CID | |
| | 2007-2010 | CHEVROLET MALIBU | 3.5L V6 3490cc 213 CID | 2011 | MITSUBISHI OUTLANDER SPORT | | | | | 2.0L L4 1998cc 122 CID | | |
| | 2007-2010 | PONTIAC G6 | 3.5L V6 3490cc 213 CID | 2013-2015 | DODGE DART | | | | | 2.0L L4 1995cc 122 CID | | |
| | 2008-2009 | SATURN VUE | 3.5L V6 3490cc 213 CID | 2013-2015 | DODGE DART | | | | | 2.4L L4 2360cc 144 CID | | |
| | 2009-2011 | BUICK LUCERNE | 3.9L V6 3880cc 237 CID | 2014-2015 | JEEP CHEROKEE | | | | | 2.4L L4 2360cc 144 CID | | |
| | 2009 | CHEVROLET UPLANDER (MEX) | 3.9L V6 3880cc 237 CID | 2015 | RAM PROMASTER CITY | | | | | 2.4L L4 2360cc 144 CID | | |
| | US6022 | 2005-2009 | AUDI A4 | 2.0L L4 1984cc 121 CID | US6046 | | | | | 2004-2008 | CHEVROLET AVEO | 1.6L L4 1598cc 98 CID |

WATER PUMPS

| USMW | Years | Application | Engine |
|-----------|-------------------|--------------------------|------------------------|
| US6046 | 2006-2008 | PONTIAC G3 (MEX) | 1.6L L4 1606cc 98 CID |
| | 2007-2008 | CHEVROLET AVEO5 | 1.6L L4 1598cc 98 CID |
| | 2012-2011 | CHEVROLET AVEO (MEX) | 1.6L L4 1598cc 97 CID |
| | 2012 | CHEVROLET CRUZE (MEX) | 1.8L L4 1796cc 110 CID |
| US6047 | 2005-2015 | TOYOTA AVALON | 3.5L V6 3456cc |
| | 2006-2012 | TOYOTA RAV4 | 3.5L V6 3456cc |
| | 2007-2015 | LEXUS ES350 | 3.5L V6 3456cc |
| | 2007-2015 | LEXUS RX350 | 3.5L V6 3456cc |
| | 2007-2015 | TOYOTA CAMRY | 3.5L V6 3456cc |
| | 2007-2015 | TOYOTA SIENNA | 3.5L V6 3456cc |
| | 2008-2015 | TOYOTA HIGHLANDER | 3.5L V6 3456cc |
| | 2009-2015 | TOYOTA VENZA | 3.5L V6 3456cc |
| | 2010-2015 | LEXUS RX450H | 3.5L V6 3456cc |
| | 2011 | TOYOTA SIENNA CE (MEX) | 3.5L V6 3499cc 213 CID |
| US6048 | 2006-2010 | HYUNDAI SONATA | 3.3L V6 3342cc |
| | 2006-2010 | KIA SEDONA | 3.8L V6 3778cc |
| | 2006-2011 | HYUNDAI AZERA | 3.8L V6 3778cc |
| | 2007-2008 | HYUNDAI ENTOURAGE | 3.8L V6 3778cc |
| | 2007-2009 | KIA AMANTI | 3.8L V6 3778cc |
| | 2007-2009 | KIA SORENTO | 3.8L V6 3778cc |
| | 2007-2012 | HYUNDAI VERACRUZ | 3.8L V6 3778cc |
| | 2007-2014 | HYUNDAI AZERA | 3.3L V6 3342cc |
| | 2007-2014 | HYUNDAI SANTA FE | 3.3L V6 3342cc |
| | 2008-2014 | KIA SORENTO | 3.3L V6 3342cc |
| | 2009-2014 | HYUNDAI GENESIS | 3.8L V6 3778cc |
| | 2009 | KIA BORREGO | 3.8L V6 3778cc |
| | 2010-2012 | HYUNDAI SANTA FE | 3.5L V6 3470cc |
| | 2010-2015 | HYUNDAI GENESIS COUPE | 3.8L V6 3778cc |
| 2011-2013 | KIA SORENTO | 3.5L V6 3470cc | |
| 2011-2014 | KIA SEDONA | 3.5L V6 3470cc | |
| 2014 | KIA CADENZA | 3.3L V6 3342cc | |
| US6049 | 2006-2010 | SUBARU FORESTER | 2.5L H4 2458cc |
| | 2006-2011 | SUBARU IMPREZA | 2.5L H4 2458cc |
| | 2006-2012 | SUBARU LEGACY | 2.5L H4 2458cc |
| | 2006-2012 | SUBARU OUTBACK | 2.5L H4 2458cc |
| | 2010-2011 | SUBARU IMPREZA (MEX) | 2.5L L4 2457cc 150 CID |
| | 2011-2013 | SUBARU LEGACY (MEX) | 2.5L L4 2457cc 150 CID |
| | 2013 | SUBARU OUTBACK (MEX) | 2.5L L4 2457cc 150 CID |
| US6050 | 2005-2009 | VOLKSWAGEN BORA (MEX) | 2.5L L5 2480cc 151 CID |
| | 2005-2014 | VOLKSWAGEN JETTA | 2.5L L5 2480cc 151 CID |
| | 2006-2009 | VOLKSWAGEN RABBIT | 2.5L L5 2480cc 151 CID |
| | 2006-2014 | VOLKSWAGEN BEETLE | 2.5L L5 2480cc 151 CID |
| | 2008-2011 | VOLKSWAGEN CRAFTER (MEX) | 2.5L L5 2459cc 151 CID |
| | 2010-2014 | VOLKSWAGEN BEETLE (MEX) | 2.5L L5 2480cc 151 CID |
| | 2010-2014 | VOLKSWAGEN GOLF | 2.5L L5 2480cc 151 CID |
| | 2011-2014 | VOLKSWAGEN JETTA (MEX) | 2.5L L5 2480cc 151 CID |
| 2012-2014 | VOLKSWAGEN PASSAT | 2.5L L5 2480cc 151 CID | |
| US6056 | 2006-2011 | HONDA CIVIC | 1.8L L4 1799cc |
| US6075 | 2005-2006 | MERCEDES-BENZ SLK350 | 3.5L V6 3498cc |
| | 2006 | MERCEDES-BENZ C230 | 2.5L V6 2496cc |
| | 2006 | MERCEDES-BENZ C280 | 3.0L V6 2996cc |
| | 2006 | MERCEDES-BENZ C350 | 3.5L V6 3498cc |
| | 2006 | MERCEDES-BENZ CLK350 | 3.5L V6 3498cc |
| | 2006 | MERCEDES-BENZ E350 | 3.5L V6 3498cc |
| | 2006 | MERCEDES-BENZ ML350 | 3.5L V6 3498cc |
| | 2006 | MERCEDES-BENZ R350 | 3.5L V6 3498cc |
| | 2006 | MERCEDES-BENZ SLK280 | 3.0L V6 2996cc |
| US61 | 2003-2004 | FORD F-250 SUPER DUTY | 6.0L V8 363 CID |
| | 2003-2004 | FORD F-350 SUPER DUTY | 6.0L V8 363 CID |
| | 2003-2004 | FORD F-450 SUPER DUTY | 6.0L V8 363 CID |
| | 2003-2004 | FORD F-550 SUPER DUTY | 6.0L V8 363 CID |
| | 2003-2005 | FORD EXCURSION | 6.0L V8 363 CID |
| US6142 | 2005-2011 | MERCEDES-BENZ SLK350 | 3.5L V6 3498cc |
| | 2006-2007 | MERCEDES-BENZ C230 | 2.5L V6 2496cc |
| | 2006-2007 | MERCEDES-BENZ C280 | 3.0L V6 2996cc |
| | 2006-2008 | MERCEDES-BENZ SLK280 | 3.0L V6 2996cc |
| | 2006-2009 | MERCEDES-BENZ CLK350 | 3.5L V6 3498cc |
| | 2006-2011 | MERCEDES-BENZ C350 | 3.5L V6 3498cc |

| USMW | Years | Application | Engine |
|-----------|--------------------|-----------------------------|------------------------|
| | 2006-2011 | MERCEDES-BENZ ML350 | 3.5L V6 3498cc |
| | 2006-2011 | MERCEDES-BENZ R350 | 3.5L V6 3498cc |
| | 2007 | MERCEDES-BENZ E280 (MEX) | 3.0L V6 2996cc 183 CID |
| | 2008-2012 | MERCEDES-BENZ C300 | 3.0L V6 2996cc |
| | 2009-2011 | MERCEDES-BENZ SLK300 | 3.0L V6 2996cc |
| | 2010-2012 | MERCEDES-BENZ GLK350 | 3.5L V6 3498cc |
| US6143 | 2006-2015 | LEXUS IS250 | 2.5L V6 2499cc |
| | 2006-2015 | LEXUS IS350 | 3.5L V6 3456cc |
| | 2006 | LEXUS GS300 | 3.0L V6 2994cc |
| | 2007-2015 | LEXUS GS350 | 3.5L V6 3456cc |
| | 2007-2015 | LEXUS GS450H | 3.5L V6 3456cc |
| | 2015 | LEXUS RC350 | 3.5L V6 3456cc |
| US6144 | 2006-2009 | FORD F-150 | 5.4L V8 330 CID |
| | 2007-2008 | FORD EXPEDITION | 5.4L V8 330 CID |
| | 2007-2008 | FORD F-150 | 4.6L V8 281 CID |
| | 2007-2008 | LINCOLN MARK LT | 5.4L V8 330 CID |
| | 2007-2008 | LINCOLN NAVIGATOR | 5.4L V8 330 CID |
| | 2008-2014 | FORD F53 | 6.8L V10 415 CID |
| | 2009-2015 | FORD F-550 SUPER DUTY | 6.8L V10 415 CID |
| | 2010-2015 | FORD E-350 SUPER DUTY | 6.8L V10 415 CID |
| | 2010-2015 | FORD E-450 SUPER DUTY | 6.8L V10 415 CID |
| | 2010-2015 | FORD F-450 SUPER DUTY | 6.8L V10 415 CID |
| | 2010 | FORD F-250 SUPER DUTY | 6.8L V10 415 CID |
| | 2010 | FORD F-350 SUPER DUTY | 6.8L V10 415 CID |
| US6145 | 2005-2009 | CHEVROLET EQUINOX | 3.4L V6 207 CID |
| | 2006-2009 | PONTIAC TORRENT | 3.4L V6 207 CID |
| US6146 | 2005-2008 | AUDI A6 QUATTRO | 3.2L V6 3123cc |
| | 2005-2009 | AUDI A4 QUATTRO | 3.2L V6 3123cc |
| | 2006-2008 | AUDI A4 | 3.2L V6 3123cc |
| | 2006-2009 | AUDI A6 | 3.2L V6 3123cc |
| | 2009-2011 | AUDI A6 QUATTRO | 3.0L V6 2995cc |
| | 2009-2012 | AUDI Q7 | 3.0L V6 2967cc 181 CID |
| | 2009-2012 | VOLKSWAGEN TOUAREG | 3.0L V6 2967cc 181 CID |
| | 2010-2012 | AUDI S4 | 3.0L V6 2995cc |
| | 2010-2012 | AUDI S5 | 3.0L V6 2995cc |
| | 2010 | AUDI A4 (MEX) | 3.2L V6 3200cc 195 CID |
| | 2011-2013 | AUDI Q7 (MEX) | 3.0L V6 2967cc 182 CID |
| 2011-2015 | AUDI Q7 | 3.0L V6 2995cc | |
| | 2012 | AUDI Q5 (MEX) | 3.0L V6 2967cc 182 CID |
| | 2012 | VOLKSWAGEN TOUAREG (MEX) | 3.0L V6 2967cc 182 CID |
| US6149 | 2004 | MITSUBISHI GALANT | 2.4L L4 2351cc |
| | 2004 | MITSUBISHI LANCER | 2.4L L4 2400cc |
| | 2004 | MITSUBISHI OUTLANDER | 2.4L L4 2351cc |
| | 2005-2006 | MITSUBISHI LANCER | 2.4L L4 2378cc |
| | 2005-2006 | MITSUBISHI OUTLANDER | 2.4L L4 2378cc |
| | 2005-2011 | MITSUBISHI GALANT | 2.4L L4 2378cc |
| | 2006-2011 | MITSUBISHI ECLIPSE | 2.4L L4 2378cc |
| US6152 | 2005-2006 | MERCEDES-BENZ E320 | 3.2L L6 3222cc |
| US6154 | 2005-2008 | PONTIAC GRAND PRIX | 5.3L V8 5328cc 325 CID |
| | 2006-2007 | CHEVROLET MONTE CARLO | 5.3L V8 5328cc 325 CID |
| | 2006-2009 | CHEVROLET IMPALA | 5.3L V8 5328cc 325 CID |
| | 2008-2009 | BUICK LACROSSE | 5.3L V8 5328cc 325 CID |
| US6155 | 2007-2008 | MERCEDES-BENZ R320 | 3.0L V6 2987cc |
| | 2007-2009 | DODGE SPRINTER 2500 | 3.0L V6 2987cc |
| | 2007-2009 | DODGE SPRINTER 3500 | 3.0L V6 2987cc |
| | 2007-2009 | JEEP GRAND CHEROKEE | 3.0L V6 2985cc 182 CID |
| | 2007-2009 | MERCEDES-BENZ E320 | 3.0L V6 2987cc |
| | 2007-2009 | MERCEDES-BENZ GL320 | 3.0L V6 2987cc |
| | 2007-2009 | MERCEDES-BENZ ML320 | 3.0L V6 2987cc |
| | 2010-2012 | MERCEDES-BENZ R350 | 3.0L V6 2987cc |
| | 2010-2012 | MERCEDES-BENZ SPRINTER 2500 | 3.0L V6 2987cc |
| | 2010-2012 | MERCEDES-BENZ SPRINTER 3500 | 3.0L V6 2987cc |
| | 2010-2013 | MERCEDES-BENZ GL350 | 3.0L V6 2987cc |
| | 2010-2013 | MERCEDES-BENZ ML350 | 3.0L V6 2987cc |
| 2011-2013 | MERCEDES-BENZ E350 | 3.0L V6 2987cc | |
| 2012-2013 | MERCEDES-BENZ S350 | 3.0L V6 2987cc | |
| US6156 | 2004-2008 | MAZDA RX-8 | 1.3L R2 1308cc |
| US6159 | 2003-2004 | MITSUBISHI LANCER | 2.0L L4 2000cc |
| | 2005 | MITSUBISHI LANCER | 2.0L L4 1997cc 122 CID |

| USMW | Years | Application | Engine | |
|-----------|-----------------------|--------------------------------|------------------------|----------------|
| US6184 | 2008 | SATURN ASTRA | 1.8L L4 1796cc 110 CID | |
| | 2009-2010 | PONTIAC G3 | 1.6L L4 1598cc 98 CID | |
| | 2009-2011 | CHEVROLET AVEO | 1.6L L4 1598cc 98 CID | |
| | 2009-2011 | CHEVROLET AVEO5 | 1.6L L4 1598cc 98 CID | |
| | 2010-2016 | CHEVROLET CRUZE (MEX) | 1.8L L4 1796cc 110 CID | |
| | 2011-2014 | CHEVROLET CRUZE | 1.8L L4 1796cc 110 CID | |
| | 2012-2011 | CHEVROLET AVEO (MEX) | 1.6L L4 1598cc 97 CID | |
| | 2012-2013 | CHEVROLET SONIC (MEX) | 1.6L L4 1598cc 97 CID | |
| | 2012-2014 | CHEVROLET SONIC | 1.8L L4 1796cc 110 CID | |
| | 2013-2015 | CHEVROLET TRAX (MEX) | 1.8L L4 1796cc 110 CID | |
| 2014-2016 | CHEVROLET SONIC (MEX) | 1.6L L4 1600cc 98 CID | | |
| US6186 | 2005-2007 | FORD FIVE HUNDRED | 3.0L V6 2968cc 181 CID | |
| | 2005-2007 | FORD FREESTYLE | 3.0L V6 2968cc 181 CID | |
| | 2005-2007 | MERCURY MONTEGO | 3.0L V6 2968cc 181 CID | |
| US6197 | 2007-2015 | TOYOTA TUNDRA | 5.7L V8 5663cc 345 CID | |
| | 2008-2015 | LEXUS LX570 | 5.7L V8 5663cc 345 CID | |
| | 2008-2015 | TOYOTA LAND CRUISER | 5.7L V8 5663cc 345 CID | |
| | 2008-2015 | TOYOTA SEQUOIA | 5.7L V8 5663cc 345 CID | |
| US6198 | 2007-2008 | INFINITI FX35 | 3.5L V6 3498cc | |
| | 2007-2008 | INFINITI M35 | 3.5L V6 3498cc | |
| | 2007-2015 | NISSAN ALTIMA | 3.5L V6 3498cc | |
| | 2007-2015 | NISSAN MURANO | 3.5L V6 3498cc | |
| | 2007 | INFINITI G35 | 3.5L V6 3498cc | |
| | 2009-2014 | NISSAN MAXIMA | 3.5L V6 3498cc | |
| | 2011-2012 | INFINITI G25 | 2.5L V6 2496cc 152 CID | |
| | 2011-2015 | NISSAN QUEST | 3.5L V6 3498cc | |
| | 2013-2015 | NISSAN PATHFINDER | 3.5L V6 3498cc | |
| | 2013 | INFINITI JX35 | 3.5L V6 3498cc | |
| 2014-2015 | INFINITI QX60 | 3.5L V6 3498cc | | |
| US6212 | 2005-2006 | VOLKSWAGEN JETTA | 1.9L L4 1896cc 116 CID | |
| | 2006-2008 | VOLKSWAGEN EUROVAN (MEX) | 1.9L L4 1896cc 116 CID | |
| | 2007-2010 | VOLKSWAGEN JETTA (MEX) | 1.9L L4 1896cc 116 CID | |
| | 2010-2009 | VOLKSWAGEN BORA (MEX) | 1.9L L4 1896cc 116 CID | |
| US6213 | 2012-2015 | HONDA CIVIC | 2.4L L4 2354cc | |
| | 2012 | HONDA CR-V | 2.4L L4 2354cc | |
| | 2013-2015 | ACURA ILX | 2.4L L4 2354cc | |
| | 2013-2015 | ACURA ILX (MEX) | 2.0L L4 2000cc 122 CID | |
| US6215 | 2007-2009 | HYUNDAI SANTA FE | 2.7L V6 2656cc | |
| | 2007-2010 | KIA OPTIMA | 2.7L V6 2656cc | |
| | 2007-2010 | KIA RONDO | 2.7L V6 2656cc | |
| US6216 | 2003-2011 | HONDA CIVIC | 1.3L L4 1339cc | |
| US6217 | 2008-2010 | CHRYSLER 300 | 2.7L V6 2700cc 167 CID | |
| | 2008-2010 | CHRYSLER SEBRING | 2.7L V6 2700cc 167 CID | |
| | 2008-2010 | DODGE AVENGER | 2.7L V6 2700cc 167 CID | |
| | 2008-2010 | DODGE CHARGER | 2.7L V6 2700cc 167 CID | |
| | 2008 | DODGE MAGNUM | 2.7L V6 2700cc 167 CID | |
| US6218 | 2007-2012 | NISSAN SENTRA | 2.0L L4 1997cc 122 CID | |
| | 2007-2012 | NISSAN VERSA | 1.8L L4 1798cc | |
| | 2009-2014 | NISSAN CUBE | 1.8L L4 1798cc | |
| | 2010-2012 | NISSAN SENTRA (MEX) | 2.0L L4 1997cc 122 CID | |
| | 2010-2012 | NISSAN TIIDA (MEX) | 1.8L L4 1798cc 110 CID | |
| | 2013 | NISSAN NV200 | 2.0L L4 1997cc | |
| US6219 | 2006-2009 | MAZDA 3 | 2.3L L4 2260cc | |
| | 2006-2013 | MAZDA 3 | 2.0L L4 2000cc 122 CID | |
| | 2006-2014 | MAZDA MX-5 (MEX) | 2.0L L4 1999cc 122 CID | |
| | 2006-2014 | MAZDA MX-5 MIATA | 2.0L L4 2000cc 122 CID | |
| | 2008-2010 | MAZDA 5 | 2.3L L4 2260cc | |
| | 2010-2012 | MAZDA CX-7 | 2.5L L4 2488cc 152 CID | |
| | 2010-2012 | MAZDA MX-5 GRAND TOURING (MEX) | 2.0L L4 1999cc 122 CID | |
| | 2010-2013 | MAZDA 3 | 2.5L L4 2488cc 152 CID | |
| | 2011-2013 | MAZDA 6 | 2.5L L4 2488cc 152 CID | |
| | 2012-2014 | MAZDA 5 | 2.5L L4 2488cc 152 CID | |
| | 2013 | MAZDA 3 | 2.0L L4 1998cc 122 CID | |
| | US6220 | 2006-2010 | HYUNDAI SONATA | 2.4L L4 2359cc |
| | | 2006-2013 | KIA OPTIMA | 2.4L L4 2359cc |
| 2007-2010 | | KIA RONDO | 2.4L L4 2359cc | |
| 2010-2011 | | HYUNDAI TUCSON | 2.4L L4 2359cc | |
| 2010-2012 | | HYUNDAI SANTA FE | 2.4L L4 2359cc | |
| 2010-2013 | | KIA FORTE | 2.0L L4 1998cc 122 CID | |

| USMW | Years | Application | Engine |
|--------|-------------------------|-------------------------|------------------------|
| US6221 | 2010-2013 | KIA FORTE | 2.4L L4 2359cc |
| | 2010-2013 | KIA FORTE KOUP | 2.0L L4 1998cc 122 CID |
| | 2010-2013 | KIA FORTE KOUP | 2.4L L4 2359cc |
| | 2011-2012 | KIA SORENTO | 2.4L L4 2359cc |
| | 2011-2014 | HYUNDAI SONATA | 2.0L L4 1998cc 122 CID |
| | 2011-2014 | KIA OPTIMA | 2.0L L4 1998cc 122 CID |
| | 2011-2014 | KIA SPORTAGE | 2.0L L4 1998cc 122 CID |
| | 2011 | HYUNDAI TUCSON | 2.0L L4 1975cc |
| | 2013-2014 | HYUNDAI SANTA FE | 2.0L L4 1998cc 122 CID |
| | 2006-2015 | VOLKSWAGEN PASSAT | 3.6L V6 3597cc 219 CID |
| | 2007-2010 | AUDI Q7 | 3.6L V6 3597cc 219 CID |
| | 2007-2010 | VOLKSWAGEN TOUAREG | 3.6L V6 3597cc 219 CID |
| | 2009-2015 | VOLKSWAGEN CC | 3.6L V6 3597cc 219 CID |
| 2009 | VOLKSWAGEN PASSAT (MEX) | 3.6L V6 3597cc 219 CID | |
| US6222 | 2007-2010 | DODGE RAM 2500 | 6.7L L6 408 CID |
| | 2007-2010 | DODGE RAM 3500 | 6.7L L6 408 CID |
| | 2008-2010 | DODGE RAM 4500 | 6.7L L6 408 CID |
| | 2008-2010 | DODGE RAM 5500 | 6.7L L6 408 CID |
| | 2010-2013 | DODGE RAM 4000 (MEX) | 6.7L L6 6700cc 409 CID |
| | 2011 | RAM 2500 | 6.7L L6 408 CID |
| | 2011 | RAM 3500 | 6.7L L6 408 CID |
| US6223 | 2007-2012 | ACURA RDX | 2.3L L4 2300cc |
| US6227 | 2003-2005 | INFINITI FX45 | 4.5L V8 4500cc |
| | 2005-2006 | INFINITI Q45 | 4.5L V8 4494cc |
| | 2006-2008 | INFINITI FX45 | 4.5L V8 4494cc |
| | 2006-2010 | INFINITI M45 | 4.5L V8 4494cc |
| US6228 | 2003 | MITSUBISHI OUTLANDER | 2.4L L4 2351cc |
| US6229 | 1998-2004 | MERCEDES-BENZ SLK230 | 2.3L L4 2295cc |
| | 2002 | MERCEDES-BENZ C230 | 2.3L L4 2295cc |
| US6231 | 2008-2010 | CHRYSLER TOWN & COUNTRY | 3.3L V6 3301cc 201 CID |
| | 2008-2010 | DODGE GRAND CARAVAN | 3.3L V6 3301cc 201 CID |
| | 2008 | CHRYSLER TOWN & COUNTRY | 3.8L V6 230 CID |
| | 2008 | DODGE GRAND CARAVAN | 3.8L V6 230 CID |
| | 2009-2010 | CHRYSLER TOWN & COUNTRY | 3.8L V6 3778cc 231 CID |
| | 2009-2010 | DODGE GRAND CARAVAN | 3.8L V6 3778cc 231 CID |
| US6232 | 2009-2010 | VOLKSWAGEN ROUTAN | 3.8L V6 3778cc 231 CID |
| | 2010 | VOLKSWAGEN ROUTAN (MEX) | 3.8L V6 3778cc 230 CID |
| US6233 | 2008-2014 | SCION XD | 1.8L L4 1798cc |
| | 2009-2010 | PONTIAC VIBE | 1.8L L4 1798cc |
| | 2009-2013 | TOYOTA MATRIX | 1.8L L4 1798cc |
| | 2009-2015 | TOYOTA COROLLA | 1.8L L4 1798cc |
| | 2008-2012 | HONDA ACCORD | 2.4L L4 2354cc |
| US6235 | 2007-2009 | MERCEDES-BENZ CLK550 | 5.5L V8 5461cc |
| | 2007-2010 | MERCEDES-BENZ CLS550 | 5.5L V8 5461cc |
| | 2007-2011 | MERCEDES-BENZ CLS550 | 5.5L V8 5461cc |
| | 2007-2011 | MERCEDES-BENZ E550 | 5.5L V8 5461cc |
| | 2007-2011 | MERCEDES-BENZ S550 | 5.5L V8 5461cc |
| | 2007-2012 | MERCEDES-BENZ GL450 | 4.6L V8 4663cc |
| | 2007-2012 | MERCEDES-BENZ SL550 | 5.5L V8 5461cc |
| | 2008-2011 | MERCEDES-BENZ ML550 | 5.5L V8 5461cc |
| | 2008-2012 | MERCEDES-BENZ GL550 | 5.5L V8 5461cc |
| | 2009-2015 | MERCEDES-BENZ G550 | 5.5L V8 5461cc |
| US6238 | 2006-2008 | BMW 750I | 4.8L V8 4837cc |
| | 2006-2008 | BMW 750LI | 4.8L V8 4837cc |
| | 2006-2010 | BMW 550I | 4.8L V8 4837cc |
| | 2006-2010 | BMW 650I | 4.8L V8 4837cc |
| | 2007-2010 | BMW X5 | 4.8L V8 4837cc |
| US6240 | 2007-2011 | MITSUBISHI OUTLANDER | 3.0L V6 2998cc 182 CID |
| US6241 | 2004-2006 | SUZUKI VERONA | 2.5L L6 2492cc |
| US6242 | 2005-2015 | NISSAN FRONTIER | 2.5L L4 2500cc |
| | 2006 | NISSAN FRONTIER (MEX) | 2.4L L4 2389cc 146 CID |
| | 2008-2013 | NISSAN URVAN | 2.5L L4 2488cc 152 CID |
| | 2008-2013 | NISSAN URVAN (MEX) | 2.5L L4 2500cc 153 CID |
| US6244 | 2007-2013 | MINI COOPER | 1.6L L4 1598cc |
| | 2011-2013 | MINI COOPER (MEX) | 1.6L L4 1598cc 98 CID |
| | 2011-2013 | MINI COOPER COUNTRYMAN | 1.6L L4 1598cc |
| | 2013 | MINI COOPER PACEMAN | 1.6L L4 1598cc |

| USMW | Years | Application | Engine | |
|-----------|-----------|---------------------------|-------------------------|------------------------|
| US6247 | 2010-2014 | KIA SOUL | 1.6L L4 1591cc | |
| | 2012-2014 | HYUNDAI ACCENT | 1.6L L4 1591cc 97 CID | |
| | 2012-2014 | KIA RIO | 1.6L L4 1591cc 97 CID | |
| | 2012-2015 | HYUNDAI VELOSTER | 1.6L L4 1591cc 97 CID | |
| | 2014 | KIA FORTE KOUP | 1.6L L4 1591cc 97 CID | |
| | 2014 | KIA FORTE5 | 1.6L L4 1591cc 97 CID | |
| | 2015 | HYUNDAI SONATA | 1.6L L4 1591cc 97 CID | |
| US6249 | 2008-2010 | AUDI A5 QUATTRO | 3.2L V6 3123cc | |
| | 2009-2012 | AUDI Q5 | 3.2L V6 3123cc | |
| | 2009 | AUDI A4 QUATTRO | 3.2L V6 3123cc | |
| | 2010-2011 | AUDI A6 | 3.2L V6 3123cc | |
| | 2010-2012 | AUDI Q5 (MEX) | 3.2L V6 3200cc 195 CID | |
| US6250 | 2009-2011 | MAZDA TRIBUTE | 3.0L V6 2968cc 181 CID | |
| | 2009-2011 | MERCURY MARINER | 3.0L V6 2968cc 181 CID | |
| | 2009-2012 | FORD ESCAPE | 3.0L V6 2968cc 181 CID | |
| | 2010-2011 | MERCURY MILAN | 3.0L V6 2968cc 181 CID | |
| | 2010-2012 | FORD FUSION | 3.0L V6 2968cc 181 CID | |
| | 2010 | FORD FUSION (MEX) | 3.0L V6 3000cc 183 CID | |
| | 2011-2012 | FORD ESCAPE (MEX) | 3.0L V6 2967cc 181 CID | |
| | 2011-2012 | FORD FUSION (MEX) | 3.0L V6 2967cc 181 CID | |
| US6251 | 2005-2007 | LAND ROVER LR3 | 4.0L V6 4009cc 245 CID | |
| US6252 | 2009-2015 | TOYOTA HIGHLANDER | 2.7L L4 2672cc 163 CID | |
| | 2009-2015 | TOYOTA RAV4 | 2.5L L4 2494cc 152 CID | |
| | 2009-2015 | TOYOTA VENZA | 2.7L L4 2672cc 163 CID | |
| | 2010-2015 | TOYOTA CAMRY | 2.5L L4 2494cc 152 CID | |
| | 2011-2012 | TOYOTA SIENNA | 2.7L L4 2672cc 163 CID | |
| | 2011-2015 | SCION TC | 2.5L L4 2494cc 152 CID | |
| US6269 | 2001-2006 | BMW M3 | 3.2L L6 3246cc | |
| US6273 | 2001-2002 | MERCEDES-BENZ CL600 | 5.8L V12 5786cc | |
| | 2001-2002 | MERCEDES-BENZ S600 | 5.8L V12 5786cc | |
| | 2003-2013 | MERCEDES-BENZ S600 | 5.5L V12 5513cc 336 CID | |
| | 2003-2014 | MERCEDES-BENZ CL600 | 5.5L V12 5513cc 336 CID | |
| | 2004-2009 | MERCEDES-BENZ SL600 | 5.5L V12 5513cc 336 CID | |
| | 2005-2014 | MERCEDES-BENZ CL65 AMG | 6.0L V12 5980cc 365 CID | |
| | 2005-2015 | MERCEDES-BENZ SL65 AMG | 6.0L V12 5980cc 365 CID | |
| | 2006-2013 | MERCEDES-BENZ S65 AMG | 6.0L V12 5980cc 365 CID | |
| | 2015 | MERCEDES-BENZ S600 | 6.0L V12 5980cc 365 CID | |
| US6276 | 2005-2011 | VOLVO XC90 | 4.4L V8 4414cc 269 CID | |
| | 2007-2010 | VOLVO S80 | 4.4L V8 4414cc 269 CID | |
| US6287 | 2002-2004 | INFINITI Q45 | 4.5L V8 4494cc | |
| | 2003-2004 | INFINITI M45 | 4.5L V8 4500cc | |
| US6288 | 2007-2010 | VOLVO S80 | 3.2L L6 3192cc | |
| | 2007-2014 | VOLVO XC90 | 3.2L L6 3192cc | |
| | 2008-2010 | VOLVO S80 | 3.0L L6 2953cc | |
| | 2008-2010 | VOLVO V70 | 3.2L L6 3192cc | |
| | 2008-2010 | VOLVO XC70 | 3.2L L6 3192cc | |
| | 2009-2010 | VOLVO XC70 | 3.0L L6 2953cc | |
| | 2010 | VOLVO XC60 | 3.0L L6 2953cc | |
| | 2010 | VOLVO XC60 | 3.2L L6 3192cc | |
| | US6292 | 2009-2013 | SUZUKI GRAND VITARA | 2.4L L4 2393cc |
| | | 2010-2013 | SUZUKI KIZASHI | 2.4L L4 2388cc 146 CID |
| 2010-2013 | | SUZUKI SX4 | 2.0L L4 1995cc | |
| 2010-2015 | | SUZUKI GRAND VITARA (MEX) | 2.4L L4 2393cc 146 CID | |
| US6295 | 2011-2014 | MAZDA 2 | 1.5L L4 1498cc 91 CID | |
| US6336 | 2010-2012 | TOYOTA SEQUOIA | 4.6L V8 4608cc | |
| | 2010-2015 | LEXUS GX460 | 4.6L V8 4608cc | |
| | 2010-2015 | TOYOTA TUNDRA | 4.6L V8 4608cc | |
| US6338 | 2007-2015 | LEXUS LS460 | 4.6L V8 4608cc | |
| | 2008-2011 | LEXUS GS460 | 4.6L V8 4608cc | |
| | 2008-2014 | LEXUS IS F | 5.0L V8 4969cc 303 CID | |
| | 2008-2015 | LEXUS LS600H | 5.0L V8 4968cc | |
| | 2015 | LEXUS RC F | 5.0L V8 4969cc 303 CID | |
| US6341 | 2009-2010 | DODGE RAM 1500 | 5.7L V8 345 CID | |
| | 2009-2010 | DODGE RAM 2500 | 5.7L V8 345 CID | |
| | 2009 | CHRYSLER ASPEN | 5.7L V8 345 CID | |
| | 2009 | DODGE DURANGO | 5.7L V8 345 CID | |
| | 2009 | DODGE RAM 3500 | 5.7L V8 345 CID | |
| | 2010 | DODGE RAM 4000 (MEX) | 5.7L V8 5700cc 350 CID | |
| | 2011-2012 | RAM 2500 | 5.7L V8 345 CID | |

| USMW | Years | Application | Engine | |
|-----------|---------------------|-------------------------|------------------------|----------------|
| | 2011-2012 | RAM 3500 | 5.7L V8 345 CID | |
| | 2011-2013 | RAM 1500 | 5.7L V8 345 CID | |
| | 2015-2016 | DODGE RAM 2500 (MEX) | 5.7L V8 5654cc 345 CID | |
| US6349 | 2009 | MERCEDES-BENZ R320 | 3.0L V6 2987cc | |
| US6350 | 2009-2013 | HONDA FIT | 1.5L L4 1497cc | |
| | 2010-2014 | HONDA FIT (MEX) | 1.5L L4 1496cc 91 CID | |
| | 2011-2014 | HONDA FIT (MEX) | 1.5L H4 1496cc 91 CID | |
| | 2014 | HONDA CITY (MEX) | 1.5L L4 1496cc 91 CID | |
| US6599 | 2010-2014 | TOYOTA FJ CRUISER | 4.0L V6 3956cc 241 CID | |
| | 2010-2015 | TOYOTA 4RUNNER | 4.0L V6 3956cc 241 CID | |
| | 2011-2014 | TOYOTA TUNDRA | 4.0L V6 3956cc 241 CID | |
| | 2013-2014 | TOYOTA FJ CRUISER (MEX) | 4.0L V6 3956cc 241 CID | |
| US6654 | 2011-2014 | FORD F-150 | 3.7L V6 3726cc 227 CID | |
| | 2011-2014 | FORD F-150 (MEX) | 3.7L V6 3727cc 227 CID | |
| | 2011-2015 | FORD MUSTANG | 3.7L V6 3726cc 227 CID | |
| | 2012-2014 | FORD MUSTANG (MEX) | 3.7L V6 3700cc 227 CID | |
| | 2015 | FORD F-150 | 3.5L V6 3496cc 213 CID | |
| | 2015 | FORD TRANSIT-150 | 3.7L V6 3726cc 227 CID | |
| | 2015 | FORD TRANSIT-250 | 3.7L V6 3726cc 227 CID | |
| | 2015 | FORD TRANSIT-350 | 3.7L V6 3726cc 227 CID | |
| 2015 | FORD TRANSIT-350 HD | 3.7L V6 3726cc 227 CID | | |
| US6657 | 2002-2005 | JAGUAR X-TYPE | 2.5L V6 152 CID | |
| | 2002-2008 | JAGUAR X-TYPE | 3.0L V6 2968cc 181 CID | |
| US6662 | 2011-2014 | CHEVROLET CRUZE | 1.4L L4 1364cc 83 CID | |
| | 2012-2014 | CHEVROLET SONIC | 1.4L L4 1364cc 83 CID | |
| | 2013-2014 | BUICK ENCORE | 1.4L L4 1364cc 83 CID | |
| | 2014 | CHEVROLET TRAX (MEX) | 1.4L L4 1364cc 83 CID | |
| US6680 | 2007-2008 | BMW 328XI | 3.0L L6 2996cc | |
| | 2007-2010 | BMW X3 | 3.0L L6 2996cc | |
| | 2007-2010 | BMW X5 | 3.0L L6 2996cc | |
| | 2007-2013 | BMW 328I | 3.0L L6 2996cc | |
| | 2008-2010 | BMW 528I | 3.0L L6 2996cc | |
| | 2008-2011 | BMW Z4 | 3.0L L6 2996cc | |
| | 2008-2013 | BMW 128I | 3.0L L6 2996cc | |
| | 2008 | BMW 528XI | 3.0L L6 2996cc | |
| | 2009-2010 | BMW 528I XDRIVE | 3.0L L6 2996cc | |
| | 2009-2013 | BMW 328I XDRIVE | 3.0L L6 2996cc | |
| | 2010 | BMW X3 (MEX) | 3.0L L6 2996cc 183 CID | |
| | US6681 | 2007-2008 | BMW 335XI | 3.0L L6 2979cc |
| | | 2007-2012 | BMW 335I | 3.0L L6 2979cc |
| | | 2008-2012 | BMW 135I | 3.0L L6 2979cc |
| | | 2008-2012 | BMW 535I | 3.0L L6 2979cc |
| 2008-2012 | | BMW X6 | 3.0L L6 2979cc | |
| 2008 | | BMW 535XI | 3.0L L6 2979cc | |
| 2009-2012 | | BMW 335I XDRIVE | 3.0L L6 2979cc | |
| 2009-2012 | | BMW 535I XDRIVE | 3.0L L6 2979cc | |
| 2010-2012 | | BMW 535I GT | 3.0L L6 2979cc | |
| 2011-2012 | | BMW 335IS | 3.0L L6 2979cc | |
| 2011-2012 | | BMW 535I GT XDRIVE | 3.0L L6 2979cc | |
| 2011-2012 | | BMW 740I | 3.0L L6 2979cc | |
| 2011-2012 | | BMW 740LI | 3.0L L6 2979cc | |
| 2011-2012 | | BMW X3 | 3.0L L6 2979cc | |
| 2011-2012 | | BMW X5 | 3.0L L6 2979cc | |
| 2011 | BMW 1 SERIES M | 3.0L L6 2979cc | | |
| 2012 | BMW 640I | 3.0L L6 2979cc | | |
| 2012 | BMW ACTIVEHYBRID 5 | 3.0L L6 2979cc | | |
| US6682 | 2010-2015 | TOYOTA PRIUS | 1.8L L4 1798cc 110 CID | |
| | 2011-2016 | LEXUS CT200H | 1.8L L4 1798cc 110 CID | |
| | 2012-2015 | TOYOTA PRIUS PLUG-IN | 1.8L L4 1798cc 110 CID | |
| | 2012-2016 | TOYOTA PRIUS C | 1.5L L4 1497cc 91 CID | |
| | 2012-2016 | TOYOTA PRIUS V | 1.8L L4 1798cc 110 CID | |
| | 2013-2014 | TOYOTA PRIUS (MEX) | 1.8L L4 1798cc 110 CID | |
| | 2011-2012 | NISSAN VERSA | 1.6L L4 1598cc | |
| 2014-2016 | NISSAN MARCH (MEX) | 1.6L L4 1598cc 98 CID | | |
| US6689 | 2010-2014 | CHEVROLET CAMARO | 6.2L V8 6162cc 376 CID | |
| US6692 | 2008-2014 | SUBARU TRIBECA | 3.6L H6 3630cc | |
| | 2010-2015 | SUBARU LEGACY | 3.6L H6 3630cc | |
| US6699 | 2010-2015 | SUBARU OUTBACK | 3.6L H6 3630cc | |
| | 2012-2015 | JEEP WRANGLER | 3.6L V6 3604cc 220 CID | |

| USMW | Years | Application | Engine | |
|-----------|-----------|---------------------------------|------------------------|------------------------|
| US6699 | 2012 | JEEP WRANGLER (MEX) | 3.6L L6 3604cc 220 CID | |
| US6702 | 2007-2008 | AUDI RS4 | 4.2L V8 4172cc | |
| | 2007-2009 | AUDI S8 | 5.2L V10 5204cc | |
| | 2007-2009 | VOLKSWAGEN TOUAREG | 4.2L V8 4163cc | |
| | 2007-2010 | AUDI Q7 | 4.2L V8 4163cc | |
| | 2007-2011 | AUDI A6 QUATTRO | 4.2L V8 4163cc | |
| | 2007-2011 | AUDI S6 | 5.2L V10 5204cc | |
| | 2007-2012 | AUDI A8 QUATTRO | 4.2L V8 4163cc | |
| | 2008-2012 | AUDI S5 | 4.2L V8 4163cc | |
| | 2012 | AUDI A8 (MEX) | 4.2L V8 4163cc 254 CID | |
| | 2013-2015 | AUDI RS5 | 4.2L V8 4163cc 254 CID | |
| US6703 | 2002-2006 | ACURA RSX | 2.0L L4 1998cc 122 CID | |
| US6708 | 2008-2015 | BMW X6 | 4.4L V8 4395cc | |
| | 2009-2015 | BMW 750I | 4.4L V8 4395cc | |
| | 2009-2015 | BMW 750LI | 4.4L V8 4395cc | |
| | 2010-2015 | BMW 550I GT | 4.4L V8 4395cc | |
| | 2010-2015 | BMW 550I GT XDRIVE | 4.4L V8 4395cc | |
| | 2010-2015 | BMW 750I XDRIVE | 4.4L V8 4395cc | |
| | 2010-2015 | BMW 750LI XDRIVE | 4.4L V8 4395cc | |
| | 2010-2015 | BMW X5 | 4.4L V8 4395cc | |
| | 2011-2015 | BMW 550I | 4.4L V8 4395cc | |
| | 2011-2015 | BMW 550I XDRIVE | 4.4L V8 4395cc | |
| | 2011-2015 | BMW ALPINA B7 | 4.4L V8 4395cc | |
| | 2011-2015 | BMW ALPINA B7 XDRIVE | 4.4L V8 4395cc | |
| | 2011-2015 | BMW ALPINA B7L | 4.4L V8 4395cc | |
| | 2011-2015 | BMW ALPINA B7L XDRIVE | 4.4L V8 4395cc | |
| | 2012-2015 | BMW 650I | 4.4L V8 4395cc | |
| | 2012-2015 | BMW 650I XDRIVE | 4.4L V8 4395cc | |
| | 2013-2015 | BMW 650I GRAN COUPE | 4.4L V8 4395cc | |
| | 2013-2015 | BMW 650I XDRIVE GRAN COUPE | 4.4L V8 4395cc | |
| | 2015 | BMW ALPINA B6 XDRIVE GRAN COUPE | 4.4L V8 4395cc | |
| | US7100 | 1965-1970 | DODGE CORONET (MEX) | 3.7L L6 3700cc 225 CID |
| | | 1965-1982 | DODGE DART (MEX) | 3.7L L6 3700cc 225 CID |
| | | 1967-1979 | DODGE D300 (MEX) | 3.7L L6 3700cc 225 CID |
| | | 1970-1974 | DODGE D100 (MEX) | 3.7L L6 3700cc 225 CID |
| | | 1974-1981 | PLYMOUTH VALIANT (MEX) | 3.7L L6 3700cc 225 CID |
| | | 1975-1976 | DODGE CORONET | 3.7L L6 3687cc 225 CID |
| | | 1975-1976 | PLYMOUTH DUSTER | 3.7L L6 3687cc 225 CID |
| 1975-1976 | | PLYMOUTH SCAMP | 3.7L L6 3687cc 225 CID | |
| 1975-1976 | | PLYMOUTH VALIANT | 3.7L L6 3687cc 225 CID | |
| 1975-1977 | | DODGE DART | 3.7L L6 3687cc 225 CID | |
| 1975-1978 | | DODGE D300 | 3.7L L6 3687cc 225 CID | |
| 1975-1978 | | DODGE W300 | 3.7L L6 3687cc 225 CID | |
| 1975-1978 | | PLYMOUTH FURY | 3.7L L6 3687cc 225 CID | |
| 1975-1979 | | DODGE B300 | 3.7L L6 3687cc 225 CID | |
| 1975-1980 | | DODGE B100 | 3.7L L6 3687cc 225 CID | |
| 1975-1980 | | DODGE B200 | 3.7L L6 3687cc 225 CID | |
| 1975-1980 | | DODGE D200 | 3.7L L6 3687cc 225 CID | |
| 1975-1980 | | DODGE RAMCHARGER | 3.7L L6 3687cc 225 CID | |
| 1975-1980 | | DODGE W200 | 3.7L L6 3687cc 225 CID | |
| 1975-1980 | | PLYMOUTH PB100 | 3.7L L6 3687cc 225 CID | |
| 1975-1980 | | PLYMOUTH PB200 | 3.7L L6 3687cc 225 CID | |
| 1975-1980 | | PLYMOUTH TRAILDUSTER | 3.7L L6 3687cc 225 CID | |
| 1975-1987 | | DODGE D100 | 3.7L L6 3687cc 225 CID | |
| 1975-1987 | | DODGE W100 | 3.7L L6 3687cc 225 CID | |
| 1976-1980 | | DODGE ASPEN | 3.7L L6 3687cc 225 CID | |
| 1976-1980 | | PLYMOUTH VOLARE | 3.7L L6 3687cc 225 CID | |
| 1976 | | DODGE CHARGER | 3.7L L6 3687cc 225 CID | |
| 1977-1978 | | DODGE MONACO | 3.7L L6 3687cc 225 CID | |
| 1977-1987 | | DODGE D150 | 3.7L L6 3687cc 225 CID | |
| 1978-1981 | | CHRYSLER LEBARON | 3.7L L6 3687cc 225 CID | |
| 1978-1981 | | CHRYSLER TOWN & COUNTRY | 3.7L L6 3687cc 225 CID | |
| 1978-1983 | | DODGE DIPLOMAT | 3.7L L6 3687cc 225 CID | |
| 1978-1987 | | DODGE W150 | 3.7L L6 3687cc 225 CID | |
| 1979-1981 | | DODGE ST. REGIS | 3.7L L6 3687cc 225 CID | |
| 1979 | | DODGE B200 | 3.7L L6 225 CID | |
| 1980-1981 | | CHRYSLER NEWPORT | 3.7L L6 3687cc 225 CID | |
| 1980-1983 | | CHRYSLER CORDOBA | 3.7L L6 3687cc 225 CID | |
| 1980-1983 | | DODGE MIRADA | 3.7L L6 3687cc 225 CID | |

| USMW | Years | Application | Engine |
|-----------|-----------|---------------------------|------------------------|
| | 1980-1983 | PLYMOUTH GRAN FURY | 3.7L L6 3687cc 225 CID |
| | 1980-1990 | DODGE D150 (MEX) | 3.7L L6 3700cc 225 CID |
| | 1980-1990 | DODGE D350 (MEX) | 3.7L L6 3700cc 225 CID |
| | 1980 | DODGE B300 | 3.7L L6 225 CID |
| | 1981-1983 | PLYMOUTH PB150 | 3.7L L6 3687cc 225 CID |
| | 1981-1983 | PLYMOUTH PB250 | 3.7L L6 3687cc 225 CID |
| | 1981-1987 | DODGE B150 | 3.7L L6 3687cc 225 CID |
| | 1981-1987 | DODGE B250 | 3.7L L6 3687cc 225 CID |
| | 1981-1987 | DODGE D250 | 3.7L L6 3687cc 225 CID |
| | 1982 | CHRYSLER NEW YORKER | 3.7L L6 3687cc 225 CID |
| | 1982 | PLYMOUTH VOLARE (MEX) | 3.7L L6 3700cc 225 CID |
| | 1983 | CHRYSLER FIFTH AVENUE | 3.7L L6 3687cc 225 CID |
| | 1985-1987 | DODGE W250 (MEX) | 3.7L L6 3700cc 225 CID |
| | 1986-1989 | CHRYSLER VOLARE (MEX) | 3.7L L6 3700cc 225 CID |
| US7101 | 1978-1983 | DODGE OMNI | 1.7L L4 105 CID |
| | 1978-1983 | PLYMOUTH HORIZON | 1.7L L4 105 CID |
| | 1980-1982 | PLYMOUTH TC3 | 1.7L L4 105 CID |
| | 1983 | PLYMOUTH TURISMO | 1.7L L4 105 CID |
| US7104 | 1979-1980 | DODGE COLT | 1.6L L4 1597cc 98 CID |
| | 1979-1980 | PLYMOUTH CHAMP | 1.6L L4 1597cc 98 CID |
| | 1979 | PLYMOUTH COLT | 1.6L L4 1597cc 98 CID |
| US7105 | 1978-1979 | DODGE CHALLENGER | 1.6L L4 1597cc 98 CID |
| | 1978-1979 | PLYMOUTH SAPPORO | 1.6L L4 1597cc 98 CID |
| | 1978-1980 | PLYMOUTH ARROW | 1.6L L4 1597cc 98 CID |
| | 1978 | DODGE COLT | 1.6L L4 1597cc 98 CID |
| | 1978 | PLYMOUTH COLT | 1.6L L4 1597cc 98 CID |
| US7106 | 1979-1980 | DODGE COLT | 1.4L L4 1410cc |
| | 1979-1980 | PLYMOUTH CHAMP | 1.4L L4 1410cc |
| | 1979 | PLYMOUTH COLT | 1.4L L4 1410cc |
| US7108 | 1981-1982 | PLYMOUTH CHAMP | 1.6L L4 1597cc 98 CID |
| | 1981-1988 | DODGE COLT | 1.6L L4 1597cc 98 CID |
| | 1983-1988 | PLYMOUTH COLT | 1.6L L4 1597cc 98 CID |
| | 1985-1988 | MITSUBISHI MIRAGE | 1.6L L4 1597cc 98 CID |
| | 1989-1990 | DODGE COLT | 1.8L L4 1754cc 107 CID |
| | 1989-1990 | PLYMOUTH COLT | 1.8L L4 1754cc 107 CID |
| | 1990-1994 | MITSUBISHI ECLIPSE | 1.8L L4 1755cc 107 CID |
| | 1990-1994 | PLYMOUTH LASER | 1.8L L4 1755cc 107 CID |
| | 1993-1994 | EAGLE TALON | 1.8L L4 1755cc 107 CID |
| | US7110 | 1981-1982 | PLYMOUTH TC3 |
| 1981-1988 | | DODGE ARIES | 2.2L L4 135 CID |
| 1981-1988 | | DODGE OMNI | 2.2L L4 135 CID |
| 1981-1988 | | PLYMOUTH HORIZON | 2.2L L4 135 CID |
| 1981-1988 | | PLYMOUTH RELIANT | 2.2L L4 135 CID |
| 1982-1983 | | DODGE 400 | 2.2L L4 135 CID |
| 1982-1984 | | DODGE RAMPAGE | 2.2L L4 135 CID |
| 1982-1987 | | CHRYSLER LEBARON (MEX) | 2.2L L4 2200cc 135 CID |
| 1982-1988 | | CHRYSLER LEBARON | 2.2L L4 135 CID |
| 1982-1988 | | CHRYSLER TOWN & COUNTRY | 2.2L L4 135 CID |
| 1982-1988 | | DODGE DART (MEX) | 2.2L L4 2200cc 135 CID |
| 1982-1988 | | PLYMOUTH VOLARE (MEX) | 2.2L L4 2200cc 135 CID |
| 1983-1984 | | CHRYSLER E CLASS | 2.2L L4 135 CID |
| 1983-1986 | | PLYMOUTH TURISMO 2.2 | 2.2L L4 135 CID |
| 1983-1987 | | PLYMOUTH TURISMO | 2.2L L4 135 CID |
| 1983-1988 | | CHRYSLER NEW YORKER | 2.2L L4 135 CID |
| 1983-1988 | | DODGE 600 | 2.2L L4 135 CID |
| 1983-1988 | | DODGE MAGNUM (MEX) | 2.2L L4 2200cc 135 CID |
| 1983 | | PLYMOUTH SCAMP | 2.2L L4 135 CID |
| 1984-1986 | | CHRYSLER LASER | 2.2L L4 135 CID |
| 1984-1987 | | DODGE CARAVAN | 2.2L L4 135 CID |
| 1984-1987 | | DODGE CHARGER | 2.2L L4 135 CID |
| 1984-1987 | | DODGE MINI RAM | 2.2L L4 135 CID |
| 1984-1987 | | PLYMOUTH VOYAGER | 2.2L L4 135 CID |
| 1984-1988 | | DODGE DAYTONA | 2.2L L4 135 CID |
| 1985-1988 | | DODGE LANCER | 2.2L L4 135 CID |
| 1985-1988 | | PLYMOUTH CARAVELLE | 2.2L L4 135 CID |
| 1985-1991 | | CHRYSLER NEW YORKER (MEX) | 2.2L L4 2200cc 135 CID |
| 1986-1987 | | CHRYSLER NEW YORKER | 2.5L L4 2507cc 153 CID |
| 1986-1988 | | CHRYSLER DART (MEX) | 2.2L L4 2200cc 135 CID |
| 1986-1988 | | CHRYSLER LEBARON | 2.5L L4 2507cc 153 CID |

| USMW | Years | Application | Engine |
|-----------|------------------------|-------------------------|------------------------|
| US7110 | 1986-1988 | CHRYSLER TOWN & COUNTRY | 2.5L L4 2507cc 153 CID |
| | 1986-1988 | DODGE 600 | 2.5L L4 2507cc 153 CID |
| | 1986-1988 | DODGE ARIES | 2.5L L4 2507cc 153 CID |
| | 1986-1988 | DODGE DAYTONA | 2.5L L4 2507cc 153 CID |
| | 1986-1988 | DODGE LANCER | 2.5L L4 2507cc 153 CID |
| | 1986-1988 | PLYMOUTH CARAVELLE | 2.5L L4 2507cc 153 CID |
| | 1986-1988 | PLYMOUTH RELIANT | 2.5L L4 2507cc 153 CID |
| | 1986 | CHRYSLER LASER | 2.5L L4 2507cc 153 CID |
| | 1987-1988 | CHRYSLER MAGNUM (MEX) | 2.5L L4 2507cc 153 CID |
| | 1987-1988 | DODGE DAKOTA | 2.2L L4 135 CID |
| | 1987-1988 | DODGE SHADOW | 2.2L L4 135 CID |
| | 1987-1988 | PLYMOUTH SUNDANCE | 2.2L L4 135 CID |
| | 1987-1988 | PLYMOUTH VOYAGER | 2.5L L4 2507cc 153 CID |
| | 1987-1994 | CHRYSLER PHANTOM (MEX) | 2.2L L4 2200cc 135 CID |
| | 1988 | CHRYSLER SHADOW (MEX) | 2.5L L4 2507cc 153 CID |
| | 1988 | DODGE CARAVAN | 2.5L L4 2507cc 153 CID |
| | 1988 | DODGE DYNASTY | 2.5L L4 2507cc 153 CID |
| | 1988 | DODGE GRAND CARAVAN | 2.5L L4 2507cc 153 CID |
| | 1988 | DODGE SHADOW | 2.5L L4 2507cc 153 CID |
| | 1988 | DODGE SHADOW (MEX) | 2.2L L4 2200cc 135 CID |
| 1988 | PLYMOUTH GRAND VOYAGER | 2.5L L4 2507cc 153 CID | |
| 1988 | PLYMOUTH SUNDANCE | 2.5L L4 2507cc 153 CID | |
| 1990 | CHRYSLER TC MASERATI | 2.2L L4 135 CID | |
| US7110H | 1981-1982 | PLYMOUTH TC3 | 2.2L L4 135 CID |
| | 1981-1988 | DODGE ARIES | 2.2L L4 135 CID |
| | 1981-1988 | DODGE OMNI | 2.2L L4 135 CID |
| | 1981-1988 | PLYMOUTH HORIZON | 2.2L L4 135 CID |
| | 1981-1988 | PLYMOUTH RELIANT | 2.2L L4 135 CID |
| | 1982-1983 | DODGE 400 | 2.2L L4 135 CID |
| | 1982-1984 | DODGE RAMPAGE | 2.2L L4 135 CID |
| | 1982-1988 | CHRYSLER LEBARON | 2.2L L4 135 CID |
| | 1982-1988 | CHRYSLER TOWN & COUNTRY | 2.2L L4 135 CID |
| | 1983-1984 | CHRYSLER E CLASS | 2.2L L4 135 CID |
| | 1983-1986 | PLYMOUTH TURISMO 2.2 | 2.2L L4 135 CID |
| | 1983-1987 | PLYMOUTH TURISMO | 2.2L L4 135 CID |
| | 1983-1988 | CHRYSLER NEW YORKER | 2.2L L4 135 CID |
| | 1983-1988 | DODGE 600 | 2.2L L4 135 CID |
| | 1983 | PLYMOUTH SCAMP | 2.2L L4 135 CID |
| | 1984-1986 | CHRYSLER LASER | 2.2L L4 135 CID |
| | 1984-1987 | DODGE CARAVAN | 2.2L L4 135 CID |
| | 1984-1987 | DODGE CHARGER | 2.2L L4 135 CID |
| | 1984-1987 | DODGE MINI RAM | 2.2L L4 135 CID |
| | 1984-1987 | PLYMOUTH VOYAGER | 2.2L L4 135 CID |
| | 1984-1988 | DODGE DAYTONA | 2.2L L4 135 CID |
| | 1985-1988 | DODGE LANCER | 2.2L L4 135 CID |
| | 1985-1988 | PLYMOUTH CARAVELLE | 2.2L L4 135 CID |
| | 1986-1987 | CHRYSLER NEW YORKER | 2.5L L4 2507cc 153 CID |
| | 1986-1988 | CHRYSLER LEBARON | 2.5L L4 2507cc 153 CID |
| | 1986-1988 | CHRYSLER TOWN & COUNTRY | 2.5L L4 2507cc 153 CID |
| | 1986-1988 | DODGE 600 | 2.5L L4 2507cc 153 CID |
| | 1986-1988 | DODGE ARIES | 2.5L L4 2507cc 153 CID |
| | 1986-1988 | DODGE DAYTONA | 2.5L L4 2507cc 153 CID |
| | 1986-1988 | DODGE LANCER | 2.5L L4 2507cc 153 CID |
| | 1986-1988 | PLYMOUTH CARAVELLE | 2.5L L4 2507cc 153 CID |
| | 1986-1988 | PLYMOUTH RELIANT | 2.5L L4 2507cc 153 CID |
| | 1986 | CHRYSLER LASER | 2.5L L4 2507cc 153 CID |
| 1987-1988 | DODGE DAKOTA | 2.2L L4 135 CID | |
| 1987-1988 | DODGE SHADOW | 2.2L L4 135 CID | |
| 1987-1988 | PLYMOUTH SUNDANCE | 2.2L L4 135 CID | |
| 1987-1988 | PLYMOUTH VOYAGER | 2.5L L4 2507cc 153 CID | |
| 1988 | DODGE CARAVAN | 2.5L L4 2507cc 153 CID | |
| 1988 | DODGE DYNASTY | 2.5L L4 2507cc 153 CID | |
| 1988 | DODGE GRAND CARAVAN | 2.5L L4 2507cc 153 CID | |
| 1988 | DODGE SHADOW | 2.5L L4 2507cc 153 CID | |
| 1988 | PLYMOUTH GRAND VOYAGER | 2.5L L4 2507cc 153 CID | |
| 1988 | PLYMOUTH SUNDANCE | 2.5L L4 2507cc 153 CID | |
| 1990 | CHRYSLER TC MASERATI | 2.2L L4 135 CID | |
| US7111 | 1981-1985 | DODGE ARIES | 2.6L L4 2555cc 156 CID |
| | 1981-1985 | PLYMOUTH RELIANT | 2.6L L4 2555cc 156 CID |

| USMW | Years | Application | Engine |
|--------|----------------------|------------------------------|------------------------|
| | 1982-1983 | DODGE 400 | 2.6L L4 2555cc 156 CID |
| | 1982-1985 | CHRYSLER LEBARON | 2.6L L4 2555cc 156 CID |
| | 1982-1985 | CHRYSLER TOWN & COUNTRY | 2.6L L4 2555cc 156 CID |
| | 1983-1984 | CHRYSLER E CLASS | 2.6L L4 2555cc 156 CID |
| | 1983-1984 | CHRYSLER EXECUTIVE SEDAN | 2.6L L4 2555cc 156 CID |
| | 1983-1985 | CHRYSLER NEW YORKER | 2.6L L4 2555cc 156 CID |
| | 1983-1985 | DODGE 600 | 2.6L L4 2555cc 156 CID |
| | 1984-1987 | DODGE CARAVAN | 2.6L L4 2555cc 156 CID |
| | 1984-1987 | DODGE MINI RAM | 2.6L L4 2555cc 156 CID |
| | 1984-1987 | PLYMOUTH VOYAGER | 2.6L L4 2555cc 156 CID |
| | 1985 | CHRYSLER EXECUTIVE LIMOUSINE | 2.6L L4 2555cc 156 CID |
| 1985 | PLYMOUTH CARAVELLE | 2.6L L4 2555cc 156 CID | |
| US7113 | 1983-1986 | DODGE OMNI | 1.6L L4 1595cc 97 CID |
| | 1983-1986 | PLYMOUTH HORIZON | 1.6L L4 1595cc 97 CID |
| | 1983-1986 | PLYMOUTH TURISMO | 1.6L L4 1595cc 97 CID |
| | 1984 | DODGE CHARGER | 1.6L L4 1595cc 97 CID |
| US7114 | 1983-1985 | DODGE RAM 50 | 2.6L L4 2555cc 156 CID |
| | 1983-1989 | MITSUBISHI MIGHTY MAX | 2.0L L4 1997cc 122 CID |
| | 1983 | DODGE POWER RAM 50 | 2.0L L4 1997cc |
| | 1983 | DODGE POWER RAM 50 | 2.6L L4 2555cc |
| | 1983 | DODGE RAM 50 | 2.0L L4 1997cc 122 CID |
| | 1984-1989 | DODGE RAM 50 | 2.0L L4 1995cc 122 CID |
| | 1984 | DODGE POWER RAM 50 | 2.0L L4 1995cc |
| | 1987-1990 | MITSUBISHI VAN | 2.4L L4 2351cc |
| | 1990-1993 | DODGE RAM 50 | 2.4L L4 2351cc |
| | 1990-1996 | MITSUBISHI MIGHTY MAX | 2.4L L4 2351cc |
| | 2003-2005 | DODGE H-100 (MEX) | 2.4L L4 2351cc 144 CID |
| US7115 | 1981-1982 | PLYMOUTH CHAMP | 1.4L L4 1410cc |
| | 1981-1984 | DODGE COLT | 1.4L L4 1410cc |
| | 1983-1984 | PLYMOUTH COLT | 1.4L L4 1410cc |
| | 1984 | DODGE CONQUEST | 2.6L L4 2555cc 156 CID |
| | 1984 | PLYMOUTH CONQUEST | 2.6L L4 2555cc 156 CID |
| | 1985-1994 | DODGE COLT | 1.5L L4 1468cc 90 CID |
| | 1985-1994 | PLYMOUTH COLT | 1.5L L4 1468cc 90 CID |
| | 1985-1996 | MITSUBISHI MIRAGE | 1.5L L4 1468cc 90 CID |
| | 1986-1994 | HYUNDAI EXCEL | 1.5L L4 1468cc |
| | 1987-1994 | MITSUBISHI PRECIS | 1.5L L4 1468cc |
| | 1989-1996 | EAGLE SUMMIT | 1.5L L4 1468cc 90 CID |
| | 1991-1992 | HYUNDAI SCOUPE | 1.5L L4 1468cc |
| | 1993-1995 | HYUNDAI SCOUPE | 1.5L L4 1495cc |
| | 1995-2001 | HYUNDAI ACCENT | 1.5L L4 1495cc |
| | 2004-2006 | DODGE VERNA (MEX) | 1.5L L4 1508cc 92 CID |
| | 2010-2009 | DODGE ATTITUDE (MEX) | 1.4L L4 1388cc 85 CID |
| | 2011 | DODGE ATTITUDE (MEX) | 1.4L L4 1399cc 85 CID |
| 2012 | DODGE ATTITUDE (MEX) | 1.6L L4 1599cc 98 CID | |
| US7116 | 1976-1977 | DODGE COLT | 2.0L L4 1995cc 122 CID |
| | 1976-1978 | PLYMOUTH ARROW | 2.0L L4 1997cc 122 CID |
| | 1976-1978 | PLYMOUTH COLT | 2.0L L4 1995cc 122 CID |
| | 1978-1979 | PLYMOUTH COLT | 2.6L L4 2555cc 156 CID |
| | 1978-1980 | DODGE COLT | 2.6L L4 2555cc 156 CID |
| | 1978-1983 | DODGE CHALLENGER | 2.6L L4 2555cc 156 CID |
| | 1978-1983 | PLYMOUTH SAPPORO | 2.6L L4 2555cc 156 CID |
| | 1979-1980 | DODGE D50 | 2.0L L4 1995cc 122 CID |
| | 1979-1980 | PLYMOUTH ARROW | 2.6L L4 2555cc 156 CID |
| | 1979-1982 | DODGE D50 | 2.6L L4 2555cc 156 CID |
| | 1979-1982 | PLYMOUTH ARROW PICKUP | 2.0L L4 1997cc 122 CID |
| | 1979-1982 | PLYMOUTH ARROW PICKUP | 2.6L L4 2555cc 156 CID |
| | 1981-1982 | DODGE D50 | 2.0L L4 1997cc 122 CID |
| | 1983-1987 | MITSUBISHI STARION | 2.6L L4 2555cc 156 CID |
| | 1983-1989 | MITSUBISHI MIGHTY MAX | 2.6L L4 2555cc 156 CID |
| | 1984-1985 | DODGE RAM 50 | 2.6L L4 2555cc 156 CID |
| | 1984 | DODGE POWER RAM 50 | 2.6L L4 2555cc 156 CID |
| | 1985-1986 | DODGE POWER RAM 50 | 2.6L L4 2555cc 156 CID |
| | 1985-1989 | MITSUBISHI MONTERO | 2.6L L4 2555cc 156 CID |
| | 1985 | DODGE CONQUEST | 2.6L L4 2555cc 156 CID |
| 1985 | PLYMOUTH CONQUEST | 2.6L L4 2555cc 156 CID | |
| 1987 | CHRYSLER CONQUEST | 2.6L L4 2555cc 156 CID | |
| US7117 | 1983-1985 | DODGE POWER RAM 50 | 2.3L L4 2346cc |
| | 1983-1985 | DODGE RAM 50 | 2.3L L4 2346cc 143 CID |

| USMW | Years | Application | Engine |
|----------|-----------|---------------------------|------------------------|
| US7117 | 1983-1985 | MITSUBISHI MIGHTY MAX | 2.3L L4 2346cc 143 CID |
| US7118 | 1983-1988 | MITSUBISHI CORDIA | 1.8L L4 1795cc |
| | 1983-1988 | MITSUBISHI TREDIA | 1.8L L4 1795cc |
| | 1984-1988 | MITSUBISHI CORDIA | 2.0L L4 1997cc 122 CID |
| | 1984-1988 | MITSUBISHI TREDIA | 2.0L L4 1997cc 122 CID |
| | 1984-1991 | PLYMOUTH COLT | 2.0L L4 1997cc 122 CID |
| | 1984 | DODGE COLT | 2.0L L4 1995cc 122 CID |
| | 1985-1987 | MITSUBISHI GALANT | 2.4L L4 2351cc |
| | 1985-1991 | DODGE COLT | 2.0L L4 1997cc 122 CID |
| | 1989-1991 | HYUNDAI SONATA | 2.4L L4 2351cc |
| US7120 | 1983-1984 | MITSUBISHI MONTERO | 2.6L L4 2555cc 156 CID |
| | 1985-1986 | DODGE CONQUEST | 2.6L L4 2555cc 156 CID |
| | 1985-1986 | DODGE POWER RAM 50 | 2.6L L4 2555cc 156 CID |
| | 1985-1986 | PLYMOUTH CONQUEST | 2.6L L4 2555cc 156 CID |
| | 1985-1987 | MITSUBISHI STARION | 2.6L L4 2555cc 156 CID |
| | 1985-1989 | DODGE RAM 50 | 2.6L L4 2555cc 156 CID |
| | 1987-1988 | MAZDA B2600 | 2.6L L4 2555cc |
| | 1987-1989 | DODGE RAIDER | 2.6L L4 2555cc 156 CID |
| | 1987 | CHRYSLER CONQUEST | 2.6L L4 2555cc 156 CID |
| US7121 | 1987-1988 | DODGE MINI RAM | 3.0L V6 2972cc 181 CID |
| | 1987-2000 | DODGE CARAVAN | 3.0L V6 2972cc 181 CID |
| | 1987-2000 | PLYMOUTH VOYAGER | 3.0L V6 2972cc 181 CID |
| | 1988-1989 | CHRYSLER NEW YORKER | 3.0L V6 2972cc 181 CID |
| | 1988-1993 | DODGE DYNASTY | 3.0L V6 2972cc 181 CID |
| | 1988-2000 | DODGE GRAND CARAVAN | 3.0L V6 2972cc 181 CID |
| | 1988-2000 | PLYMOUTH GRAND VOYAGER | 3.0L V6 2972cc 181 CID |
| | 1988 | MITSUBISHI GALANT | 3.0L V6 2972cc 181 CID |
| | 1989-1990 | MITSUBISHI SIGMA | 3.0L V6 2972cc 181 CID |
| | 1989-1992 | CHRYSLER SPIRIT (MEX) | 3.0L V6 2966cc 181 CID |
| | 1989-1994 | MITSUBISHI MONTERO | 3.0L V6 2972cc 181 CID |
| | 1989-1995 | DODGE SPIRIT | 3.0L V6 2972cc 181 CID |
| | 1989-1995 | PLYMOUTH ACCLAIM | 3.0L V6 2972cc 181 CID |
| | 1989 | DODGE RAIDER | 3.0L V6 2972cc 181 CID |
| | 1990-1991 | CHRYSLER TC MASERATI | 3.0L V6 2972cc 181 CID |
| | 1990-1991 | DODGE RAM 50 | 3.0L V6 2972cc 181 CID |
| | 1990-1993 | DODGE DAYTONA | 3.0L V6 2972cc 181 CID |
| | 1990-1994 | MITSUBISHI MIGHTY MAX | 3.0L V6 2972cc 181 CID |
| | 1990-1995 | CHRYSLER LEBARON | 3.0L V6 2972cc 181 CID |
| | 1990-1998 | HYUNDAI SONATA | 3.0L V6 2972cc |
| | 1991-1996 | DODGE STEALTH | 3.0L V6 2972cc 181 CID |
| | 1992-1994 | CHRYSLER NEW YORKER (MEX) | 3.0L V6 3000cc 183 CID |
| | 1992-1994 | DODGE SHADOW | 3.0L V6 2972cc 181 CID |
| | 1992-1994 | PLYMOUTH SUNDANCE | 3.0L V6 2972cc 181 CID |
| | 1992-1996 | MITSUBISHI DIAMANTE | 3.0L V6 2972cc 181 CID |
| | 1992-1997 | CHRYSLER VOYAGER (MEX) | 3.0L V6 2966cc 181 CID |
| | 1992 | CHRYSLER SHADOW (MEX) | 3.0L V6 2966cc 181 CID |
| | 1997-1999 | MITSUBISHI 3000GT | 3.0L V6 2972cc 181 CID |
| | 2000 | CHRYSLER GRAND VOYAGER | 3.0L V6 2972cc 181 CID |
| | 2000 | CHRYSLER VOYAGER | 3.0L V6 2972cc 181 CID |
| US7121-2 | 1987-1988 | DODGE MINI RAM | 3.0L V6 2972cc 181 CID |
| | 1987-2000 | DODGE CARAVAN | 3.0L V6 2972cc 181 CID |
| | 1987-2000 | PLYMOUTH VOYAGER | 3.0L V6 2972cc 181 CID |
| | 1988-1989 | CHRYSLER NEW YORKER | 3.0L V6 2972cc 181 CID |
| | 1988-1993 | DODGE DYNASTY | 3.0L V6 2972cc 181 CID |
| | 1988-2000 | DODGE GRAND CARAVAN | 3.0L V6 2972cc 181 CID |
| | 1988-2000 | PLYMOUTH GRAND VOYAGER | 3.0L V6 2972cc 181 CID |
| | 1988 | MITSUBISHI GALANT | 3.0L V6 2972cc 181 CID |
| | 1989-1990 | MITSUBISHI SIGMA | 3.0L V6 2972cc 181 CID |
| | 1989-1994 | MITSUBISHI MONTERO | 3.0L V6 2972cc 181 CID |
| | 1989-1995 | DODGE SPIRIT | 3.0L V6 2972cc 181 CID |
| | 1989-1995 | PLYMOUTH ACCLAIM | 3.0L V6 2972cc 181 CID |
| | 1989 | DODGE RAIDER | 3.0L V6 2972cc 181 CID |
| | 1990-1991 | CHRYSLER TC MASERATI | 3.0L V6 2972cc 181 CID |
| | 1990-1991 | DODGE RAM 50 | 3.0L V6 2972cc 181 CID |
| | 1990-1993 | DODGE DAYTONA | 3.0L V6 2972cc 181 CID |
| | 1990-1994 | MITSUBISHI MIGHTY MAX | 3.0L V6 2972cc 181 CID |
| | 1990-1995 | CHRYSLER LEBARON | 3.0L V6 2972cc 181 CID |
| | 1990-1998 | HYUNDAI SONATA | 3.0L V6 2972cc |
| | 1991-1996 | DODGE STEALTH | 3.0L V6 2972cc 181 CID |

| USMW | Years | Application | Engine |
|--------|-----------|------------------------------|------------------------|
| | 1992-1994 | DODGE SHADOW | 3.0L V6 2972cc 181 CID |
| | 1992-1994 | PLYMOUTH SUNDANCE | 3.0L V6 2972cc 181 CID |
| | 1992-1996 | MITSUBISHI DIAMANTE | 3.0L V6 2972cc 181 CID |
| | 1997-1999 | MITSUBISHI 3000GT | 3.0L V6 2972cc 181 CID |
| | 2000 | CHRYSLER GRAND VOYAGER | 3.0L V6 2972cc 181 CID |
| | 2000 | CHRYSLER VOYAGER | 3.0L V6 2972cc 181 CID |
| US7122 | 1989 | CHRYSLER DART (MEX) | 2.2L L4 2200cc 135 CID |
| | 1989 | CHRYSLER LEBARON | 2.2L L4 135 CID |
| | 1989 | CHRYSLER LEBARON | 2.5L L4 2507cc 153 CID |
| | 1989 | CHRYSLER PHANTOM (MEX) | 2.2L L4 2200cc 135 CID |
| | 1989 | CHRYSLER SHADOW (MEX) | 2.2L L4 2212cc 135 CID |
| | 1989 | CHRYSLER SHADOW (MEX) | 2.5L L4 2507cc 153 CID |
| | 1989 | CHRYSLER SPIRIT (MEX) | 2.5L L4 2507cc 153 CID |
| | 1989 | CHRYSLER TC MASERATI | 2.2L L4 135 CID |
| | 1989 | DODGE ARIES | 2.2L L4 135 CID |
| | 1989 | DODGE ARIES | 2.5L L4 2507cc 153 CID |
| | 1989 | DODGE CARAVAN | 2.5L L4 2507cc 153 CID |
| | 1989 | DODGE DAKOTA | 2.5L L4 2507cc 153 CID |
| | 1989 | DODGE DART (MEX) | 2.2L L4 2200cc 135 CID |
| | 1989 | DODGE DAYTONA | 2.2L L4 135 CID |
| | 1989 | DODGE DAYTONA | 2.5L L4 2507cc 153 CID |
| | 1989 | DODGE DYNASTY | 2.5L L4 2507cc 153 CID |
| | 1989 | DODGE LANCER | 2.2L L4 135 CID |
| | 1989 | DODGE LANCER | 2.5L L4 2507cc 153 CID |
| | 1989 | DODGE OMNI | 2.2L L4 135 CID |
| | 1989 | DODGE SHADOW | 2.2L L4 135 CID |
| | 1989 | DODGE SHADOW | 2.5L L4 2507cc 153 CID |
| | 1989 | DODGE SHADOW (MEX) | 2.2L L4 2200cc 135 CID |
| | 1989 | DODGE SPIRIT | 2.5L L4 2507cc 153 CID |
| | 1989 | DODGE SPIRIT (MEX) | 2.5L L4 2500cc 153 CID |
| | 1989 | PLYMOUTH ACCLAIM | 2.5L L4 2507cc 153 CID |
| | 1989 | PLYMOUTH HORIZON | 2.2L L4 135 CID |
| | 1989 | PLYMOUTH RELIANT | 2.2L L4 135 CID |
| | 1989 | PLYMOUTH RELIANT | 2.5L L4 2507cc 153 CID |
| | 1989 | PLYMOUTH SUNDANCE | 2.2L L4 135 CID |
| | 1989 | PLYMOUTH SUNDANCE | 2.5L L4 2507cc 153 CID |
| | 1989 | PLYMOUTH VOYAGER | 2.5L L4 2507cc 153 CID |
| US7124 | 1987-1989 | CHRYSLER CONQUEST | 2.6L L4 2555cc 156 CID |
| | 1987-1989 | MITSUBISHI STARION | 2.6L L4 2555cc 156 CID |
| US7126 | 1990-1991 | CHRYSLER IMPERIAL | 3.3L V6 3301cc 201 CID |
| | 1990-1993 | CHRYSLER NEW YORKER | 3.3L V6 3301cc 201 CID |
| | 1990-1993 | DODGE DYNASTY | 3.3L V6 3301cc 201 CID |
| | 1990-2000 | CHRYSLER TOWN & COUNTRY | 3.3L V6 3301cc 201 CID |
| | 1990-2000 | DODGE GRAND CARAVAN | 3.3L V6 3301cc 201 CID |
| | 1990-2000 | PLYMOUTH GRAND VOYAGER | 3.3L V6 3301cc 201 CID |
| | 1991-1993 | CHRYSLER IMPERIAL | 3.8L V6 230 CID |
| | 1991-1993 | CHRYSLER NEW YORKER | 3.8L V6 230 CID |
| | 1991-1995 | CHRYSLER GRAND VOYAGER (MEX) | 3.8L V6 3800cc 231 CID |
| | 1991-2000 | DODGE CARAVAN | 3.3L V6 3301cc 201 CID |
| | 1991-2000 | PLYMOUTH VOYAGER | 3.3L V6 3301cc 201 CID |
| | 1993-1999 | CHRYSLER VOYAGER (MEX) | 3.3L V6 3294cc 201 CID |
| | 1994-1999 | PLYMOUTH GRAND VOYAGER | 3.8L V6 230 CID |
| | 1994-2000 | CHRYSLER TOWN & COUNTRY | 3.8L V6 230 CID |
| | 1994-2000 | DODGE GRAND CARAVAN | 3.8L V6 230 CID |
| | 1996-1999 | DODGE CARAVAN | 3.8L V6 230 CID |
| | 1997 | PLYMOUTH GRAND VOYAGER (MEX) | 3.8L V6 3800cc 232 CID |
| | 1998-2001 | CHRYSLER GRAND VOYAGER (MEX) | 3.8L V6 3800cc 232 CID |
| | 1999 | PLYMOUTH VOYAGER | 3.8L V6 230 CID |
| | 2000 | CHRYSLER GRAND VOYAGER | 3.3L V6 3301cc 201 CID |
| | 2000 | CHRYSLER VOYAGER | 3.3L V6 3301cc 201 CID |
| US7127 | 1990-1991 | CHRYSLER SHADOW (MEX) | 2.2L L4 2212cc 135 CID |
| | 1990-1993 | CHRYSLER LEBARON | 2.5L L4 2507cc 153 CID |
| | 1990-1993 | DODGE DAYTONA | 2.5L L4 2507cc 153 CID |
| | 1990-1993 | DODGE DYNASTY | 2.5L L4 2507cc 153 CID |
| | 1990-1994 | CHRYSLER PHANTOM (MEX) | 2.5L L4 2500cc 153 CID |
| | 1990-1994 | CHRYSLER SHADOW (MEX) | 2.5L L4 2507cc 153 CID |
| | 1990-1994 | DODGE SHADOW | 2.2L L4 135 CID |
| | 1990-1994 | DODGE SHADOW | 2.5L L4 2507cc 153 CID |
| | 1990-1994 | DODGE SHADOW (MEX) | 2.5L L4 2500cc 153 CID |

| USMW | Years | Application | Engine |
|----------|-----------|-------------------------|-------------------------|
| US7127 | 1990-1994 | PLYMOUTH SUNDANCE | 2.2L L4 135 CID |
| | 1990-1994 | PLYMOUTH SUNDANCE | 2.5L L4 2507cc 153 CID |
| | 1990-1995 | CHRYSLER SPIRIT (MEX) | 2.5L L4 2507cc 153 CID |
| | 1990-1995 | CHRYSLER VOYAGER (MEX) | 2.5L L4 2507cc 153 CID |
| | 1990-1995 | DODGE CARAVAN | 2.5L L4 2507cc 153 CID |
| | 1990-1995 | DODGE DAKOTA | 2.5L L4 2507cc 153 CID |
| | 1990-1995 | DODGE SPIRIT | 2.5L L4 2507cc 153 CID |
| | 1990-1995 | DODGE SPIRIT (MEX) | 2.5L L4 2500cc 153 CID |
| | 1990-1995 | PLYMOUTH ACCLAIM | 2.5L L4 2507cc 153 CID |
| | 1990-1995 | PLYMOUTH VOYAGER | 2.5L L4 2507cc 153 CID |
| | 1990 | CHRYSLER LEBARON | 2.2L L4 135 CID |
| | 1990 | CHRYSLER PHANTOM (MEX) | 2.2L L4 2200cc 135 CID |
| | 1990 | DODGE DAYTONA | 2.2L L4 135 CID |
| | 1990 | DODGE OMNI | 2.2L L4 135 CID |
| | 1990 | DODGE SHADOW (MEX) | 2.2L L4 2200cc 135 CID |
| | 1990 | PLYMOUTH HORIZON | 2.2L L4 135 CID |
| | 1993-1995 | CHRYSLER LEBARON (MEX) | 2.5L L4 2500cc 153 CID |
| | 1993 | DODGE SPIRIT (MEX) | 2.2L L4 2200cc 135 CID |
| | US7128 | 1990-1991 | DODGE DAKOTA |
| US7129 | 1991-1999 | MITSUBISHI 3000GT | 3.0L V6 2972cc 181 CID |
| | 1992-1994 | MITSUBISHI DIAMANTE | 3.0L V6 2972cc 181 CID |
| | 1994-1996 | DODGE STEALTH | 3.0L V6 2972cc 181 CID |
| US7131 | 1989-1990 | DODGE COLT | 1.6L L4 1597cc 98 CID |
| | 1989-1990 | EAGLE SUMMIT | 1.6L L4 1597cc 98 CID |
| | 1989-1990 | PLYMOUTH COLT | 1.6L L4 1597cc 98 CID |
| | 1989-1992 | MITSUBISHI MIRAGE | 1.6L L4 1597cc 98 CID |
| | 1992-1995 | HYUNDAI ELANTRA | 1.6L L4 1596cc |
| US7135 | 1992-1994 | MITSUBISHI EXPO LRV | 1.8L L4 1834cc 112 CID |
| | 1992-1994 | PLYMOUTH COLT | 1.8L L4 1834cc 112 CID |
| | 1992-1996 | EAGLE SUMMIT | 1.8L L4 1834cc 112 CID |
| | 1993-1994 | DODGE COLT | 1.8L L4 1834cc 112 CID |
| | 1993-1996 | MITSUBISHI MIRAGE | 1.8L L4 1834cc 112 CID |
| US7136 | 1991-1992 | JEEP COMANCHE | 2.5L L4 150 CID |
| | 1991-1999 | JEEP WRANGLER | 4.0L L6 242 CID |
| | 1991-2000 | JEEP CHEROKEE | 2.5L L4 150 CID |
| | 1991-2002 | JEEP WRANGLER | 2.5L L4 150 CID |
| | 1993-1998 | JEEP GRAND CHEROKEE | 4.0L L6 242 CID |
| | 1996-2002 | DODGE DAKOTA | 2.5L L4 2507cc 153 CID |
| | US7137 | 1992-1993 | DODGE VIPER |
| US7138 | 1991-1992 | DODGE MONACO | 3.0L V6 2972cc 182 CID |
| | 1991-1992 | EAGLE PREMIER | 3.0L V6 2972cc 182 CID |
| | US7139 | 1991-1992 | DODGE SPIRIT |
| | 1992-1993 | DODGE DAYTONA | 2.2L L4 135 CID |
| US7140 | 1992 | CHRYSLER CONCORDE (MEX) | 3.3L V6 3294cc 201 CID |
| | 1993-1996 | CHRYSLER CONCORDE | 3.3L V6 3301cc 201 CID |
| | 1993-1997 | DODGE INTREPID | 3.3L V6 3301cc 201 CID |
| | 1993-1997 | EAGLE VISION | 3.3L V6 3301cc 201 CID |
| US7141 | 1992 | CHRYSLER CONCORDE (MEX) | 3.5L V6 3526cc 215 CID |
| | 1993-1994 | CHRYSLER CONCORDE | 3.5L V6 3497cc 215 CID |
| | 1993-1994 | DODGE INTREPID | 3.5L V6 3497cc 215 CID |
| | 1993-1994 | EAGLE VISION | 3.5L V6 3497cc 215 CID |
| | 1994 | CHRYSLER LHS | 3.5L V6 3497cc 215 CID |
| | 1994 | CHRYSLER NEW YORKER | 3.5L V6 3497cc 215 CID |
| US7145 | 1989-1993 | DODGE D250 | 5.9L L6 359 CID |
| | 1989-1993 | DODGE D350 | 5.9L L6 359 CID |
| | 1989-1993 | DODGE W250 | 5.9L L6 359 CID |
| | 1989-1993 | DODGE W350 | 5.9L L6 359 CID |
| | 1994-2009 | DODGE RAM 2500 | 5.9L L6 359 CID |
| | 1994-2009 | DODGE RAM 3500 | 5.9L L6 359 CID |
| US7145HN | 1998-2002 | DODGE RAM 2500 | 5.9L L6 359 CID |
| | 1998-2002 | DODGE RAM 3500 | 5.9L L6 359 CID |
| US7145N | 2006-2008 | DODGE RAM 4000 (MEX) | 5.9L L6 5884cc 359 CID |
| | 2009 | DODGE RAM 2500 (MEX) | 5.9L L6 5884cc 359 CID |
| US7146 | 1992-1996 | DODGE VIPER | 8.0L V10 7990cc 488 CID |
| US7148 | 1993-1994 | MITSUBISHI EXPO LRV | 2.4L L4 2351cc |
| | 1993-1994 | PLYMOUTH COLT | 2.4L L4 2351cc |
| | 1993-1995 | MITSUBISHI EXPO | 2.4L L4 2351cc |
| | 1993-1996 | EAGLE SUMMIT | 2.4L L4 2351cc |

| USMW | Years | Application | Engine |
|-----------|---------------------|----------------------------------|-------------------------|
| | 1993 | MITSUBISHI GALANT | 2.0L L4 1997cc 122 CID |
| | 1994-1998 | MITSUBISHI GALANT | 2.4L L4 2351cc |
| | 1995-1998 | EAGLE TALON | 2.0L L4 1997cc 122 CID |
| | 1996-1999 | MITSUBISHI ECLIPSE | 2.0L L4 1997cc 122 CID |
| | 1996-1999 | MITSUBISHI ECLIPSE | 2.4L L4 2351cc |
| US7150 | 1995-1999 | CHRYSLER SEBRING | 2.0L L4 1996cc 122 CID |
| | 1995-1999 | DODGE AVENGER | 2.0L L4 1996cc 122 CID |
| | 1995-1999 | MITSUBISHI ECLIPSE | 2.0L L4 1997cc 122 CID |
| | 1995-2000 | DODGE STRATUS | 2.0L L4 1996cc 122 CID |
| | 1995-2001 | PLYMOUTH NEON | 2.0L L4 1996cc 122 CID |
| | 1995-2005 | DODGE NEON | 2.0L L4 1996cc 122 CID |
| | 1995 | CHRYSLER CIRRUS (MEX) | 2.0L L4 2001cc 122 CID |
| | 1995 | DODGE NEON | 2.0L L4 1997cc 122 CID |
| | 1996-1998 | EAGLE TALON | 2.0L L4 1997cc 122 CID |
| | 1996-2000 | PLYMOUTH BREEZE | 2.0L L4 1996cc 122 CID |
| | 2000 | CHRYSLER CIRRUS | 2.0L L4 1996cc 122 CID |
| US7151 | 1995-1996 | CHRYSLER NEW YORKER | 3.5L V6 3497cc 215 CID |
| | 1995-1997 | CHRYSLER CONCORDE | 3.5L V6 3497cc 215 CID |
| | 1995-1997 | CHRYSLER LHS | 3.5L V6 3497cc 215 CID |
| | 1995-1997 | DODGE INTREPID | 3.5L V6 3497cc 215 CID |
| | 1995-1997 | EAGLE VISION | 3.5L V6 3497cc 215 CID |
| | 1997 | PLYMOUTH PROWLER | 3.5L V6 3497cc 215 CID |
| | US7152 | 1995-2000 | CHRYSLER CIRRUS |
| | 1995-2000 | CHRYSLER SEBRING | 2.5L V6 2497cc 152 CID |
| | 1995-2000 | DODGE AVENGER | 2.5L V6 2497cc 152 CID |
| | 1995-2000 | DODGE STRATUS | 2.5L V6 2497cc 152 CID |
| | 1997-2004 | MITSUBISHI DIAMANTE | 3.5L V6 3497cc 215 CID |
| | 1998 | CHRYSLER CIRRUS (MEX) | 2.4L L4 2426cc 148 CID |
| | 1999-2003 | MITSUBISHI GALANT | 3.0L V6 2972cc 181 CID |
| | 2000-2005 | MITSUBISHI ECLIPSE | 3.0L V6 2972cc 181 CID |
| | 2001-2005 | CHRYSLER SEBRING | 3.0L V6 2972cc 181 CID |
| | 2001-2005 | DODGE STRATUS | 3.0L V6 2972cc 181 CID |
| | 2004-2009 | MITSUBISHI GALANT | 3.8L V6 3828cc 230 CID |
| | 2004 | MITSUBISHI ENDEAVOR | 3.8L V6 3797cc 230 CID |
| | 2005-2008 | MITSUBISHI MONTERO SPORT (MEX) | 3.5L V6 3497cc 213 CID |
| | 2005-2011 | MITSUBISHI ENDEAVOR | 3.8L V6 3828cc 230 CID |
| | 2006-2011 | MITSUBISHI ECLIPSE | 3.8L V6 3828cc 230 CID |
| | 2008-2009 | MITSUBISHI MONTERO (MEX) | 3.8L V6 3800cc 232 CID |
| | 2010-2011 | MITSUBISHI ENDEAVOR (MEX) | 3.8L V6 3828cc 234 CID |
| | 2010 | MITSUBISHI MONTERO (MEX) | 3.8L V6 3828cc 234 CID |
| | 2011 | MITSUBISHI MONTERO LIMITED (MEX) | 3.8L V6 3828cc 234 CID |
| US7153 | 1995-1996 | CHRYSLER CIRRUS | 2.4L L4 2429cc 148 CID |
| | 1995-1996 | DODGE STRATUS | 2.4L L4 2429cc 148 CID |
| | 1996 | CHRYSLER SEBRING | 2.4L L4 2429cc 148 CID |
| | 1996 | DODGE CARAVAN | 2.4L L4 2429cc 148 CID |
| | 1996 | DODGE GRAND CARAVAN | 2.4L L4 2429cc 148 CID |
| | 1996 | PLYMOUTH GRAND VOYAGER | 2.4L L4 2429cc 148 CID |
| | 1996 | PLYMOUTH VOYAGER | 2.4L L4 2429cc 148 CID |
| US7154 | 1996-2002 | DODGE VIPER | 8.0L V10 7990cc 488 CID |
| US7156 | 1996-1997 | CHRYSLER STRATUS (MEX) | 2.4L L4 2429cc 148 CID |
| | 1996-1997 | CHRYSLER VOYAGER (MEX) | 2.4L L4 2426cc 148 CID |
| | 1996-1997 | DODGE GRAND CARAVAN | 2.4L L4 2429cc 148 CID |
| | 1996-1997 | PLYMOUTH GRAND VOYAGER | 2.4L L4 2429cc 148 CID |
| | 1996-2000 | CHRYSLER CIRRUS | 2.4L L4 2429cc 148 CID |
| | 1996-2000 | PLYMOUTH VOYAGER | 2.4L L4 2429cc 148 CID |
| | 1996-2006 | CHRYSLER SEBRING | 2.4L L4 2429cc 148 CID |
| | 1996-2006 | DODGE STRATUS | 2.4L L4 2429cc 148 CID |
| | 1996-2007 | DODGE CARAVAN | 2.4L L4 2429cc 148 CID |
| | 1997-2000 | PLYMOUTH BREEZE | 2.4L L4 2429cc 148 CID |
| | 1998-2000 | DODGE STRATUS (MEX) | 2.4L L4 2426cc 148 CID |
| | 1999-2004 | CHRYSLER CIRRUS (MEX) | 2.4L L4 2426cc 148 CID |
| | 2000-2003 | CHRYSLER VOYAGER | 2.4L L4 2429cc 148 CID |
| | 2001-2003 | DODGE STRATUS (MEX) | 2.0L L4 1998cc 122 CID |
| | 2001-2006 | DODGE STRATUS (MEX) | 2.4L L4 2429cc 148 CID |
| | 2001-2009 | CHRYSLER CIRRUS (MEX) | 2.4L L4 2429cc 148 CID |
| | 2001-2010 | CHRYSLER PT CRUISER | 2.4L L4 2429cc 148 CID |
| | 2002-2005 | JEEP LIBERTY | 2.4L L4 148 CID |
| | 2003-2006 | JEEP WRANGLER | 2.4L L4 148 CID |
| 2004-2006 | DODGE STRATUS (MEX) | 2.0L L4 1996cc 122 CID | |

| USMW | Years | Application | Engine |
|-----------|---------------|------------------------|------------------------|
| US7158 | 1997 | CHRYSLER CONCORDE | 3.5L V6 3497cc 215 CID |
| | 1997 | CHRYSLER LHS | 3.5L V6 3497cc 215 CID |
| | 1997 | DODGE INTREPID | 3.5L V6 3497cc 215 CID |
| | 1997 | EAGLE VISION | 3.5L V6 3497cc 215 CID |
| | 1997 | PLYMOUTH PROWLER | 3.5L V6 3497cc 215 CID |
| US7159 | 1992 | DODGE B150 | 3.9L V6 3906cc 239 CID |
| | 1992 | DODGE B150 | 5.2L V8 5211cc 318 CID |
| | 1992 | DODGE B250 | 3.9L V6 3906cc 239 CID |
| | 1992 | DODGE B250 | 5.2L V8 5211cc 318 CID |
| | 1992 | DODGE B350 | 5.2L V8 5211cc 318 CID |
| | 1992 | DODGE D150 | 3.9L V6 3906cc 239 CID |
| | 1992 | DODGE D150 | 5.2L V8 5211cc 318 CID |
| | 1992 | DODGE D250 | 3.9L V6 3906cc 239 CID |
| | 1992 | DODGE D250 | 5.2L V8 5211cc 318 CID |
| | 1992 | DODGE DAKOTA | 3.9L V6 3906cc 239 CID |
| | 1992 | DODGE DAKOTA | 5.2L V8 5211cc 318 CID |
| | 1992 | DODGE MICROBUS (MEX) | 5.9L V8 5900cc 360 CID |
| | 1992 | DODGE RAMCHARGER | 5.2L V8 5211cc 318 CID |
| | 1992 | DODGE W150 | 3.9L V6 3906cc 239 CID |
| | 1992 | DODGE W150 | 5.2L V8 5211cc 318 CID |
| | 1992 | DODGE W250 | 5.2L V8 5211cc 318 CID |
| US7160 | 1993-1994 | DODGE B150 | 3.9L V6 3906cc 239 CID |
| | 1993-1994 | DODGE B150 | 5.2L V8 5211cc 318 CID |
| | 1993-1994 | DODGE B250 | 3.9L V6 3906cc 239 CID |
| | 1993-1994 | DODGE B250 | 5.2L V8 5211cc 318 CID |
| | 1993-1994 | DODGE B250 | 5.9L V8 360 CID |
| | 1993-1994 | DODGE B350 | 5.2L V8 5211cc 318 CID |
| | 1993-1994 | DODGE B350 | 5.9L V8 360 CID |
| | 1993-1997 | DODGE MICROBUS (MEX) | 5.9L V8 5900cc 360 CID |
| | 1993-1998 | JEEP GRAND CHEROKEE | 5.2L V8 5211cc 318 CID |
| | 1993-1999 | DODGE DAKOTA | 5.2L V8 5211cc 318 CID |
| | 1993-2003 | DODGE DAKOTA | 3.9L V6 3906cc 239 CID |
| | 1993 | DODGE D150 | 3.9L V6 3906cc 239 CID |
| | 1993 | DODGE D150 | 5.2L V8 5211cc 318 CID |
| | 1993 | DODGE D150 | 5.9L V8 360 CID |
| | 1993 | DODGE D250 | 3.9L V6 3906cc 239 CID |
| | 1993 | DODGE D250 | 5.2L V8 5211cc 318 CID |
| | 1993 | DODGE D250 | 5.9L V8 360 CID |
| | 1993 | DODGE D350 | 5.9L V8 360 CID |
| | 1993 | DODGE RAMCHARGER | 5.2L V8 5211cc 318 CID |
| | 1993 | DODGE RAMCHARGER | 5.9L V8 360 CID |
| | 1993 | DODGE W150 | 3.9L V6 3906cc 239 CID |
| | 1993 | DODGE W150 | 5.2L V8 5211cc 318 CID |
| | 1993 | DODGE W150 | 5.9L V8 360 CID |
| | 1993 | DODGE W250 | 5.2L V8 5211cc 318 CID |
| | 1993 | DODGE W250 | 5.9L V8 360 CID |
| | 1993 | DODGE W350 | 5.9L V8 360 CID |
| | 1993 | JEEP GRAND WAGONEER | 5.2L V8 5211cc 318 CID |
| | 1994-1996 | DODGE RAM 2500 | 5.2L V8 5211cc 318 CID |
| | 1994-2000 | DODGE RAMCHARGER (MEX) | 5.9L V8 5900cc 360 CID |
| | 1994-2001 | DODGE RAM 1500 | 3.9L V6 3906cc 239 CID |
| | 1994-2001 | DODGE RAM 1500 | 5.2L V8 5211cc 318 CID |
| | 1994-2002 | DODGE RAM 2500 | 5.9L V8 360 CID |
| | 1994-2002 | DODGE RAM 3500 | 5.9L V8 360 CID |
| | 1994-2003 | DODGE RAM 1500 | 5.9L V8 360 CID |
| | 1995-1997 | DODGE B2500 | 3.9L V6 3906cc 239 CID |
| | 1995-1998 | DODGE B1500 | 3.9L V6 3906cc 239 CID |
| | 1995-1998 | DODGE B1500 | 5.2L V8 5211cc 318 CID |
| | 1995-1998 | DODGE B2500 | 5.2L V8 5211cc 318 CID |
| | 1995-1998 | DODGE B2500 | 5.9L V8 360 CID |
| | 1995-1998 | DODGE B3500 | 5.2L V8 5211cc 318 CID |
| | 1995-1998 | DODGE B3500 | 5.9L V8 360 CID |
| | 1997-2001 | DODGE RAM 2500 (MEX) | 5.2L V8 5215cc 318 CID |
| | 1997-2001 | DODGE RAM 4000 (MEX) | 5.9L V8 5900cc 360 CID |
| 1998-1999 | DODGE DURANGO | 3.9L V6 3906cc 239 CID | |
| 1998-2000 | DODGE DURANGO | 5.2L V8 5211cc 318 CID | |
| 1998-2003 | DODGE DAKOTA | 5.9L V8 360 CID | |
| 1998-2003 | DODGE DURANGO | 5.9L V8 360 CID | |
| 1998 | DODGE B1500 | 5.9L V8 360 CID | |

| USMW | Years | Application | Engine | |
|-----------|-----------------------|---------------------------|------------------------|-----------------|
| US7161 | 1998 | DODGE DURANGO (MEX) | 5.2L V8 5215cc 318 CID | |
| | 1998 | JEEP GRAND CHEROKEE | 5.9L V8 360 CID | |
| | 1999-2001 | DODGE RAMCHARGER (MEX) | 5.2L V8 5215cc 318 CID | |
| | 1999-2003 | DODGE RAM 1500 VAN | 3.9L V6 3906cc 239 CID | |
| | 1999-2003 | DODGE RAM 1500 VAN | 5.2L V8 5211cc 318 CID | |
| | 1999-2003 | DODGE RAM 1500 VAN | 5.9L V8 360 CID | |
| | 1999-2003 | DODGE RAM 2500 VAN | 5.2L V8 5211cc 318 CID | |
| | 1999-2003 | DODGE RAM 2500 VAN | 5.9L V8 360 CID | |
| | 1999-2003 | DODGE RAM 3500 VAN | 5.2L V8 5211cc 318 CID | |
| | 1999-2003 | DODGE RAM 3500 VAN | 5.9L V8 360 CID | |
| | 2001 | DODGE RAM 2500 VAN | 3.9L V6 3906cc 239 CID | |
| | 2015 | DODGE RAM 4000 (MEX) | 5.7L V8 5654cc 345 CID | |
| | 1998-2004 | CHRYSLER CONCORDE | 2.7L V6 2700cc 167 CID | |
| | 1998-2004 | DODGE INTREPID | 2.7L V6 2700cc 167 CID | |
| | 2001-2003 | CHRYSLER CIRRUS (MEX) | 2.7L V6 2736cc 165 CID | |
| 2001-2006 | DODGE STRATUS | 2.7L V6 2700cc 167 CID | | |
| 2001-2007 | CHRYSLER SEBRING | 2.7L V6 2700cc 167 CID | | |
| 2004-2006 | CHRYSLER CIRRUS (MEX) | 2.7L V6 2737cc 167 CID | | |
| 2005-2007 | CHRYSLER 300 | 2.7L V6 2700cc 167 CID | | |
| 2005-2007 | DODGE MAGNUM | 2.7L V6 2700cc 167 CID | | |
| 2006-2007 | DODGE CHARGER | 2.7L V6 2700cc 167 CID | | |
| US7162 | 1998-2000 | DODGE INTREPID | 3.2L V6 3200cc 197 CID | |
| | 1998-2001 | CHRYSLER CONCORDE | 3.2L V6 3200cc 197 CID | |
| | 1999-2001 | CHRYSLER LHS | 3.5L V6 3497cc 215 CID | |
| | 1999-2001 | PLYMOUTH PROWLER | 3.5L V6 3497cc 215 CID | |
| | 1999-2004 | CHRYSLER 300M | 3.5L V6 3497cc 215 CID | |
| | 2000-2004 | DODGE INTREPID | 3.5L V6 3497cc 215 CID | |
| | 2001-2002 | CHRYSLER PROWLER | 3.5L V6 3497cc 215 CID | |
| | 2002-2004 | CHRYSLER CONCORDE | 3.5L V6 3497cc 215 CID | |
| | 2004 | CHRYSLER PACIFICA | 3.5L V6 3497cc 215 CID | |
| | US7163 | 1999-2001 | JEEP GRAND CHEROKEE | 4.7L V8 287 CID |
| | | 2000-2001 | DODGE DAKOTA | 4.7L V8 287 CID |
| | | 2000-2001 | DODGE DURANGO | 4.7L V8 287 CID |
| | | 2002-2004 | DODGE RAM 1500 | 4.7L V8 287 CID |
| | | 2002-2009 | DODGE DURANGO | 4.7L V8 285 CID |
| | | 2002-2009 | JEEP GRAND CHEROKEE | 4.7L V8 285 CID |
| 2002-2010 | | DODGE DAKOTA | 4.7L V8 285 CID | |
| 2002-2010 | | DODGE RAM 1500 | 3.7L V6 226 CID | |
| 2002-2012 | | DODGE RAM 2500 (MEX) | 4.7L V8 4700cc 287 CID | |
| 2002-2012 | | JEEP LIBERTY | 3.7L V6 226 CID | |
| 2004-2009 | | DODGE DURANGO | 3.7L V6 226 CID | |
| 2004-2010 | | DODGE DAKOTA | 3.7L V6 226 CID | |
| 2005-2010 | | DODGE RAM 1500 | 4.7L V8 285 CID | |
| 2005-2010 | | JEEP GRAND CHEROKEE | 3.7L V6 226 CID | |
| 2006-2007 | | MINISUBISHI RAIDER | 4.7L V8 285 CID | |
| 2006-2009 | | JEEP COMMANDER | 4.7L V8 285 CID | |
| 2006-2009 | | MINISUBISHI RAIDER | 3.7L V6 226 CID | |
| 2006-2010 | | JEEP COMMANDER | 3.7L V6 226 CID | |
| 2007-2009 | | CHRYSLER ASPEN | 4.7L V8 285 CID | |
| 2007-2011 | | DODGE NITRO | 3.7L V6 226 CID | |
| 2008 | | JEEP GRAND CHEROKEE (MEX) | 4.7L V8 4700cc 287 CID | |
| 2010-2012 | | DODGE DAKOTA (MEX) | 3.7L V6 3701cc 226 CID | |
| 2010 | | DODGE RAM 2500 (MEX) | 4.7L V8 4701cc 287 CID | |
| 2011-2012 | DODGE NITRO (MEX) | 3.7L V6 3701cc 226 CID | | |
| 2011-2012 | DODGE NITRO SE (MEX) | 3.7L V6 3701cc 226 CID | | |
| 2011-2012 | RAM 1500 | 3.7L V6 226 CID | | |
| 2011-2012 | RAM 1500 | 4.7L V8 285 CID | | |
| 2011-2013 | JEEP LIBERTY (MEX) | 3.7L V6 3701cc 226 CID | | |
| 2011 | RAM DAKOTA | 3.7L V6 226 CID | | |
| 2011 | RAM DAKOTA | 4.7L V8 285 CID | | |
| 2013 | DODGE RAM 1500 (MEX) | 3.7L V6 3701cc 226 CID | | |
| US7164 | 1999-2004 | JEEP GRAND CHEROKEE | 4.0L L6 242 CID | |
| | 2000-2006 | JEEP WRANGLER | 4.0L L6 242 CID | |
| US7165 | 2001-2003 | CHRYSLER VOYAGER | 3.3L V6 3301cc 201 CID | |
| | 2001-2007 | CHRYSLER TOWN & COUNTRY | 3.3L V6 3301cc 201 CID | |
| | 2001-2007 | CHRYSLER TOWN & COUNTRY | 3.8L V6 230 CID | |
| | 2001-2007 | DODGE CARAVAN | 3.3L V6 3301cc 201 CID | |
| | 2001-2007 | DODGE GRAND CARAVAN | 3.3L V6 3301cc 201 CID | |
| | 2001-2007 | DODGE GRAND CARAVAN | 3.8L V6 230 CID | |

| USMW | Years | Application | Engine |
|--------|-----------|---------------------------------|-------------------------|
| US7165 | 2001-2008 | CHRYSLER VOYAGER (MEX) | 3.3L V6 3294cc 201 CID |
| | 2001 | CHRYSLER GRAND VOYAGER (MEX) | 3.3L V6 3294cc 201 CID |
| | 2002 | CHRYSLER GRAND VOYAGER (MEX) | 3.8L V6 3800cc 232 CID |
| US7166 | 2003-2006 | DODGE VIPER | 8.3L V10 8275cc 505 CID |
| | 2004-2006 | DODGE RAM 1500 | 8.3L V10 8275cc 505 CID |
| US7167 | 2003-2005 | DODGE NEON | 2.4L L4 2429cc 148 CID |
| | 2003-2008 | CHRYSLER PT CRUISER | 2.4L L4 2429cc 148 CID |
| US7168 | 2003-2008 | DODGE RAM 1500 | 5.7L V8 345 CID |
| | 2003-2008 | DODGE RAM 2500 | 5.7L V8 345 CID |
| | 2003-2008 | DODGE RAM 3500 | 5.7L V8 345 CID |
| | 2004-2008 | DODGE DURANGO | 5.7L V8 345 CID |
| | 2005-2006 | DODGE RAM 4000 (MEX) | 5.7L V8 5700cc 350 CID |
| US7169 | 2007-2008 | CHRYSLER ASPEN | 5.7L V8 345 CID |
| | 1994-2003 | DODGE RAM 2500 | 8.0L V10 7990cc 488 CID |
| US8102 | 1994-2003 | DODGE RAM 3500 | 8.0L V10 7990cc 488 CID |
| | 2013-2015 | CADILLAC ATS | 2.0L L4 1998cc 122 CID |
| US8103 | 2013-2015 | CADILLAC ATS | 2.5L L4 2457cc 153 CID |
| | 2013-2015 | CHEVROLET MALIBU | 2.0L L4 1998cc 122 CID |
| | 2013-2015 | CHEVROLET MALIBU | 2.5L L4 2457cc 153 CID |
| | 2014-2015 | BUICK REGAL | 2.0L L4 1998cc 122 CID |
| | 2014-2015 | CADILLAC CTS | 2.0L L4 1998cc 122 CID |
| | 2014-2015 | CHEVROLET IMPALA | 2.5L L4 2457cc 153 CID |
| | 2015 | CHEVROLET COLORADO | 2.5L L4 2457cc 153 CID |
| | 2015 | GMC CANYON | 2.5L L4 2457cc 153 CID |
| US8104 | 2013-2015 | HONDA ACCORD | 2.4L L4 2356cc 144 CID |
| US8105 | 2013-2016 | NISSAN SENTRA | 1.8L L4 1798cc 110 CID |
| | 2013-2016 | NISSAN ALTIMA | 2.5L L4 2500cc |
| US8106 | 2014-2016 | INFINITI QX60 | 2.5L L4 2488cc |
| | 2014-2016 | NISSAN ROGUE | 2.5L L4 2500cc |
| | 2014 | NISSAN PATHFINDER | 2.5L L4 2488cc |
| | 2011-2014 | HYUNDAI ELANTRA | 1.8L L4 1797cc |
| | 2012-2014 | KIA SOUL | 2.0L L4 1999cc 122 CID |
| | 2013 | HYUNDAI ELANTRA COUPE | 1.8L L4 1797cc |
| | 2013 | HYUNDAI ELANTRA GT | 1.8L L4 1797cc |
| | 2014 | HYUNDAI ELANTRA | 2.0L L4 1999cc |
| | 2014 | HYUNDAI ELANTRA COUPE | 2.0L L4 1999cc |
| | 2014 | HYUNDAI ELANTRA GT | 2.0L L4 1999cc |
| US8107 | 2014 | HYUNDAI TUCSON | 2.0L L4 1999cc |
| | 2014 | KIA FORTE | 1.8L L4 1797cc |
| US8108 | 2014 | KIA FORTE | 2.0L L4 1999cc 122 CID |
| | 2014 | KIA FORTE KOUP | 2.0L L4 1999cc 122 CID |
| US8109 | 2014-2016 | FORD FUSION | 1.5L L4 1499cc 91 CID |
| US8109 | 2014-2016 | VOLKSWAGEN VENTO (MEX) | 1.6L L4 1598cc 98 CID |
| US8109 | 2014-2015 | VOLKSWAGEN VENTO (MEX) | 1.6L L4 1598cc 98 CID |
| US8908 | 1990-1992 | DAIHATSU ROCKY | 1.6L L4 1589cc |
| US8910 | 2011-2015 | FORD FLEX | 3.5L V6 3496cc 213 CID |
| | 2011-2015 | FORD TAURUS | 3.5L V6 3496cc 213 CID |
| US8910 | 2011-2015 | LINCOLN MKS | 3.5L V6 3496cc 213 CID |
| | 2011-2015 | LINCOLN MKT | 3.5L V6 3496cc 213 CID |
| US8910 | 2012-2014 | FORD EDGE | 3.7L V6 3726cc 227 CID |
| | 2012-2015 | FORD EDGE | 3.5L V6 3496cc 213 CID |
| US8910 | 2012-2015 | FORD EXPLORER | 3.5L V6 3496cc 213 CID |
| | 2012-2015 | LINCOLN MKS | 3.7L V6 3726cc 227 CID |
| US8910 | 2012-2015 | LINCOLN MKT | 3.7L V6 3726cc 227 CID |
| | 2012-2015 | LINCOLN MKX | 3.7L V6 3726cc 227 CID |
| US8910 | 2012 | FORD FUSION | 3.5L V6 3496cc 213 CID |
| | 2012 | LINCOLN MKZ | 3.5L V6 3496cc 213 CID |
| US8910 | 2013-2015 | FORD POLICE INTERCEPTOR SEDAN | 3.5L V6 3496cc 213 CID |
| | 2013-2015 | FORD POLICE INTERCEPTOR SEDAN | 3.7L V6 3726cc 227 CID |
| US8910 | 2013-2015 | FORD POLICE INTERCEPTOR UTILITY | 3.7L V6 3726cc 227 CID |
| | 2013-2015 | LINCOLN MKZ | 3.7L V6 3726cc 227 CID |
| US8910 | 2014-2015 | FORD POLICE INTERCEPTOR UTILITY | 3.5L V6 3496cc 213 CID |
| | 1984-1986 | AMERICAN MOTORS ALLIANCE (MEX) | 1.7L L4 1700cc 104 CID |
| US8914 | 1984-1986 | RENAULT R18 (MEX) | 2.0L L4 1995cc 122 CID |
| | 1985-1986 | AMERICAN MOTORS ENCORE (MEX) | 1.7L L4 1700cc 104 CID |
| US8914 | 2001-2002 | RENAULT MEGANE (MEX) | 2.0L L4 2000cc 122 CID |
| | 2002 | RENAULT CLIO (MEX) | 2.0L L4 2000cc 122 CID |
| US8914 | 2002 | RENAULT SCENIC (MEX) | 2.0L L4 2000cc 122 CID |
| | 2003-2004 | RENAULT MEGANE (MEX) | 2.0L L4 1998cc 122 CID |

| USMW | Years | Application | Engine |
|--------|-----------|-------------------------|------------------------|
| US8916 | 2003-2004 | RENAULT SCENIC (MEX) | 2.0L L4 1998cc 122 CID |
| | 2003-2006 | RENAULT CLIO (MEX) | 2.0L L4 1998cc 122 CID |
| | 2004-2010 | RENAULT MEGANE II (MEX) | 2.0L L4 1998cc 122 CID |
| | 2005-2008 | RENAULT SCENIC II (MEX) | 2.0L L4 1998cc 122 CID |
| US8916 | 2011-2015 | FORD F-150 | 3.5L V6 3496cc 213 CID |
| | 2015-2016 | FORD TRANSIT-150 | 3.5L V6 3496cc 213 CID |
| | 2015-2016 | FORD TRANSIT-250 | 3.5L V6 3496cc 213 CID |
| | 2015-2016 | FORD TRANSIT-350 | 3.5L V6 3496cc 213 CID |
| | 2015-2016 | FORD TRANSIT-350 HD | 3.5L V6 3496cc 213 CID |
| | 2015 | FORD EXPEDITION | 3.5L V6 3496cc 213 CID |
| US8917 | 2015 | LINCOLN NAVIGATOR | 3.5L V6 3496cc 213 CID |
| US8921 | 1999-2002 | DAEWOO LANOS | 1.6L L4 1588cc 98 CID |
| US8921 | 2007-2012 | RENAULT TRAFIC (MEX) | 1.9L L4 1900cc 114 CID |
| | 2008-2012 | RENAULT TRAFIC | 1.9L L4 1870cc 114 CID |
| US8922 | 2006-2013 | DODGE H100 | 2.5L L4 2476cc 151 CID |
| US8925 | 2006-2014 | DODGE H100 (MEX) | 2.5L L4 2476cc 151 CID |
| US8925 | 2004-2008 | SUZUKI FORENZA | 2.0L L4 2000cc |
| | 2005-2007 | SUZUKI RENO | 2.0L L4 1998cc |
| US8925 | 2006-2009 | CHEVROLET OPTRA (MEX) | 2.0L L4 2000cc 122 CID |
| | 2008 | SUZUKI RENO | 2.0L L4 1998cc 122 CID |
| US8925 | 2010 | CHEVROLET OPTRA (MEX) | 2.0L L4 1999cc 122 CID |
| | 1996-1997 | BMW 840CI | 4.4L V8 4398cc |
| US8926 | 1996-1998 | BMW 740IL | 4.4L V8 4398cc |
| | 1997-1998 | BMW 540I | 4.4L V8 4398cc |
| US8926 | 1997-1998 | BMW 740I | 4.4L V8 4398cc |
| | 1997-1998 | BMW 740I | 4.4L V8 4398cc |
| US8927 | 2002-2010 | NISSAN PLATINA | 1.6L L4 1598cc 98 CID |
| | 2002-2010 | NISSAN PLATINA (MEX) | 1.6L L4 1598cc 97 CID |
| US8927 | 2002-2010 | RENAULT CLIO | 1.6L L4 1598cc 98 CID |
| | 2002 | RENAULT CLIO (MEX) | 1.6L L4 1600cc 98 CID |
| US8927 | 2003-2010 | RENAULT CLIO (MEX) | 1.6L L4 1598cc 97 CID |
| | 2004-2010 | RENAULT KANGOO (MEX) | 1.6L L4 1598cc 97 CID |
| US8927 | 2004-2010 | RENAULT KANGOO EXPRESS | 1.6L L4 1598cc 98 CID |
| | 2007-2009 | RENAULT KANGOO | 1.6L L4 1598cc 98 CID |
| US8927 | 2008-2009 | NISSAN APRIO (MEX) | 1.6L L4 1597cc 97 CID |
| | 2008-2010 | NISSAN APRIO | 1.6L L4 1598cc 98 CID |
| US8927 | 2008-2010 | RENAULT MEGANE II (MEX) | 1.6L L4 1598cc 97 CID |
| | 2010-2011 | RENAULT SANDERO | 1.6L L4 1598cc 98 CID |
| US8927 | 2010-2011 | RENAULT SANDERO (MEX) | 1.6L L4 1598cc 97 CID |
| | 2010 | NISSAN APRIO (MEX) | 1.6L L4 1598cc 97 CID |
| US8927 | 2010 | NISSAN PLATINA (MEX) | 1.6L L4 1597cc 97 CID |
| | 2004-2010 | PONTIAC MATIZ | 1.0L L4 995cc 61 CID |
| US8928 | 2004-2010 | PONTIAC MATIZ (MEX) | 1.0L L4 987cc 60 CID |
| | 2007-2009 | PONTIAC MONTANA | 3.9L V6 3880cc 237 CID |
| US8928 | 2011-2015 | CHEVROLET MATIZ | 1.0L L4 995cc 61 CID |
| | 2011-2015 | CHEVROLET MATIZ (MEX) | 1.0L L4 987cc 60 CID |
| US8931 | 2001-2002 | FORD FIESTA (MEX) | 1.6L L4 1596cc 97 CID |
| | 2001-2008 | FORD KA | 1.6L L4 1596cc 97 CID |
| US8931 | 2001-2009 | FORD COURIER (MEX) | 1.6L L4 1596cc 97 CID |
| | 2001-2010 | FORD COURIER | 1.6L L4 1598cc 98 CID |
| US8931 | 2001-2010 | FORD FIESTA | 1.6L L4 1596cc 97 CID |
| | 2001 | FORD KA (MEX) | 1.6L L4 1596cc 97 CID |
| US8931 | 2002-2004 | FORD FIESTA IKON | 1.6L L4 1596cc 97 CID |
| | 2002-2008 | FORD KA (MEX) | 1.6L L4 1587cc 97 CID |
| US8931 | 2003-2009 | FORD FIESTA (MEX) | 1.6L L4 1587cc 97 CID |
| | 2003-2012 | FORD COURIER | 1.6L L4 1600cc 98 CID |
| US8931 | 2010-2012 | FORD COURIER (MEX) | 1.6L L4 1600cc 98 CID |
| | 2010-2012 | FORD FIESTA (MEX) | 1.6L L4 1597cc 97 CID |
| US8931 | 2011-2012 | FORD FIESTA IKON | 1.6L L4 1598cc 98 CID |
| | 2012-2015 | FORD FIESTA (MEX) | 1.6L L4 1600cc 98 CID |
| US8931 | 2012-2015 | FORD FIESTA IKON | 1.6L L4 1600cc 98 CID |
| | 2004-2006 | BUICK RENDEZVOUS | 3.6L V6 217 CID |
| US8932 | 2004-2013 | CADILLAC CTS | 3.6L V6 217 CID |
| | 2004-2013 | CADILLAC SRX | 3.6L V6 217 CID |
| US8932 | 2005-2007 | CADILLAC CTS | 2.8L V6 2792cc 170 CID |
| | 2005-2011 | CADILLAC STS | 3.6L V6 217 CID |
| US8932 | 2005-2013 | BUICK LACROSSE | 3.6L V6 217 CID |
| | 2006-2008 | CHEVROLET VECTRA (MEX) | 2.8L V6 2800cc 173 CID |
| US8932 | 2006 | SAAB 42616 | 2.8L V6 2792cc 170 CID |
| | 2007-2009 | PONTIAC G6 | 3.6L V6 217 CID |

| USMW | Years | Application | Engine |
|-----------|--------------------------|-------------------------------|------------------------|
| US8932 | 2007-2009 | SAAB 9-3 | 2.8L V6 2792cc 170 CID |
| | 2007-2009 | SATURN AURA | 3.6L V6 217 CID |
| | 2007-2009 | SUZUKI XL-7 | 3.6L V6 3564cc |
| | 2007-2010 | SATURN OUTLOOK | 3.6L V6 217 CID |
| | 2007-2013 | GMC ACADIA | 3.6L V6 217 CID |
| | 2008-2009 | CHEVROLET CAPTIVA SPORT (MEX) | 3.6L V6 3564cc 217 CID |
| | 2008-2009 | PONTIAC G8 | 3.6L V6 217 CID |
| | 2008-2009 | PONTIAC TORRENT | 3.6L V6 217 CID |
| | 2008-2010 | SATURN VUE | 3.6L V6 217 CID |
| | 2008-2012 | CHEVROLET MALIBU | 3.6L V6 217 CID |
| | 2008-2013 | BUICK ENCLAVE | 3.6L V6 217 CID |
| | 2008-2013 | CHEVROLET EQUINOX | 3.6L V6 217 CID |
| | 2009-2010 | SUZUKI GRAND VITARA | 3.2L V6 3195cc |
| | 2009-2013 | CHEVROLET TRAVERSE | 3.6L V6 217 CID |
| | 2010-2011 | CADILLAC SRX | 2.8L V6 2792cc 170 CID |
| | 2010-2011 | CADILLAC SRX | 3.0L V6 182 CID |
| | 2010-2012 | CHEVROLET EQUINOX | 3.0L V6 182 CID |
| | 2010-2012 | GMC ACADIA (MEX) | 3.6L V6 3564cc 217 CID |
| | 2010-2012 | GMC TERRAIN | 3.0L V6 182 CID |
| | 2010-2013 | CADILLAC CTS | 3.0L V6 182 CID |
| | 2010-2013 | CHEVROLET CAMARO | 3.6L V6 217 CID |
| | 2010 | BUICK LACROSSE | 3.0L V6 182 CID |
| | 2010 | SAAB 42618 | 2.8L V6 2792cc 170 CID |
| | 2011-2012 | CHEVROLET CAPTIVA SPORT (MEX) | 3.0L V6 3000cc 183 CID |
| | 2011-2012 | GMC TERRAIN (MEX) | 3.0L V6 2994cc 183 CID |
| | 2011 | SAAB 9-5 | 2.8L V6 2792cc 170 CID |
| | 2012-2013 | CHEVROLET CAPRICE | 3.6L V6 217 CID |
| | 2012-2013 | CHEVROLET IMPALA | 3.6L V6 217 CID |
| | 2012 | CHEVROLET CAPTIVA SPORT | 3.0L V6 182 CID |
| | 2013 | CADILLAC ATS | 3.6L V6 217 CID |
| | 2013 | CADILLAC CTS (MEX) | 3.0L V6 2994cc 183 CID |
| | 2013 | CADILLAC CTS-V (MEX) | 6.2L V8 6200cc 378 CID |
| 2013 | CADILLAC XTS | 3.6L V6 217 CID | |
| 2013 | CHEVROLET COLORADO (MEX) | 3.6L V6 3600cc 217 CID | |
| 2013 | GMC TERRAIN | 3.6L V6 217 CID | |
| 2013 | GMC TERRAIN (MEX) | 3.6L V6 3564cc 217 CID | |
| 2014-2015 | CHEVROLET COLORADO (MEX) | 3.6L V6 3564cc 217 CID | |
| 2014 | CHEVROLET IMPALA LIMITED | 3.6L V6 217 CID | |
| US8933 | 2000-2008 | CHEVROLET ASTRA | 1.8L L4 1796cc 110 CID |
| | 2000 | CHEVROLET ASTRA (MEX) | 1.8L L4 1780cc 108 CID |
| | 2001-2003 | CHEVROLET ASTRA (MEX) | 1.8L L4 1796cc 109 CID |
| | 2002-2006 | CHEVROLET ZAFIRA (MEX) | 1.8L L4 1796cc 109 CID |
| | 2003 | CHEVROLET CORSA (MEX) | 1.4L L4 1389cc 85 CID |
| | 2007-2008 | CHEVROLET ASTRA (MEX) | 1.8L L4 1796cc 110 CID |
| | US8934 | 1998-2000 | FORD FIESTA |
| 1998-2001 | | FORD FIESTA (MEX) | 1.3L L4 1299cc 79 CID |
| US8935 | 2001-2004 | DODGE ATOS | 1.0L L4 1000cc 61 CID |
| | 2001-2004 | DODGE ATOS (MEX) | 1.0L L4 999cc 61 CID |
| | 2005-2012 | DODGE ATOS | 1.1L L4 1086cc 66 CID |
| | 2005-2012 | DODGE ATOS (MEX) | 1.1L L4 1100cc 67 CID |
| US8936 | 2000-2008 | PEUGEOT 206 | 1.4L L4 1360cc 83 CID |
| | 2000-2009 | PEUGEOT 206 (MEX) | 1.4L L4 1360cc 83 CID |
| | 2009 | PEUGEOT 207 (MEX) | 1.4L L4 1386cc 85 CID |
| US8937 | 2001-2009 | PEUGEOT 206 | 1.6L L4 1587cc 97 CID |
| | 2001-2009 | PEUGEOT 206 (MEX) | 1.6L L4 1587cc 97 CID |
| | 2004-2009 | PEUGEOT PARTNER | 1.6L L4 1587cc 97 CID |
| | 2004 | PEUGEOT PARTNER (MEX) | 1.6L L4 1584cc 97 CID |
| | 2005-2009 | PEUGEOT PARTNER (MEX) | 1.6L L4 1587cc 97 CID |
| | 2007-2009 | PEUGEOT GRAND RAID | 1.6L L4 1587cc 97 CID |
| | 2007-2009 | PEUGEOT GRAND RAID (MEX) | 1.6L L4 1587cc 97 CID |
| | 2008-2010 | PEUGEOT 207 | 1.6L L4 1598cc 98 CID |
| | 2008-2010 | PEUGEOT 207 (MEX) | 1.6L L4 1587cc 97 CID |
| | US8938 | 2003-2008 | CHEVROLET CORSA |
| 2003-2008 | | CHEVROLET CORSA (MEX) | 1.8L L4 1780cc 108 CID |
| 2004-2005 | | CHEVROLET TORNADO | 1.8L L4 1800cc 110 CID |
| 2004-2008 | | CHEVROLET MERIVA | 1.8L L4 1796cc 110 CID |
| 2004-2008 | | CHEVROLET MERIVA (MEX) | 1.8L L4 1780cc 108 CID |
| 2004 | | CHEVROLET TORNADO (MEX) | 1.8L L4 1780cc 108 CID |
| 2005-2009 | | CHEVROLET TORNADO (MEX) | 1.8L L4 1800cc 110 CID |

| USMW | Years | Application | Engine | |
|-----------|----------------------|---------------------------|------------------------|------------------------|
| US8939 | 2005-2010 | FIAT PALIO | 1.8L L4 1796cc 110 CID | |
| | 2005-2010 | FIAT PALIO (MEX) | 1.8L L4 1796cc 110 CID | |
| | 2006-2012 | CHEVROLET TORNADO | 1.8L L4 1796cc 110 CID | |
| | 2007-2010 | FIAT STRADA | 1.8L L4 1796cc 110 CID | |
| | 2007-2010 | FIAT STRADA (MEX) | 1.8L L4 1796cc 110 CID | |
| | 2008-2009 | FIAT IDEA ADVENTURE (MEX) | 1.8L L4 1796cc 110 CID | |
| | 2008 | FIAT IDEA | 1.8L L4 1796cc 110 CID | |
| | 2010-2015 | CHEVROLET TORNADO (MEX) | 1.8L L4 1796cc 110 CID | |
| | US8939 | 2012-2013 | DODGE I10 (MEX) | 1.1L L4 1100cc 67 CID |
| | US8940 | 2005-2008 | CHRYSLER 300 | 5.7L V8 345 CID |
| | | 2005-2008 | DODGE MAGNUM | 5.7L V8 345 CID |
| 2005-2008 | | JEEP GRAND CHEROKEE | 5.7L V8 345 CID | |
| 2005-2010 | | CHRYSLER 300 | 6.1L V8 6059cc 370 CID | |
| 2006-2008 | | DODGE CHARGER | 5.7L V8 345 CID | |
| 2006-2008 | | DODGE MAGNUM | 6.1L V8 6059cc 370 CID | |
| 2006-2008 | | JEEP COMMANDER | 5.7L V8 345 CID | |
| 2006-2010 | | DODGE CHARGER | 6.1L V8 6059cc 370 CID | |
| 2006-2010 | | JEEP GRAND CHEROKEE | 6.1L V8 6059cc 370 CID | |
| 2008-2010 | | DODGE CHALLENGER | 6.1L V8 6059cc 370 CID | |
| US8944 | | 1979 | FIAT STRADA | 1.5L L4 1498cc |
| US8945 | 2007-2012 | FIAT PANDA | 1.2L L4 1242cc 76 CID | |
| | 2007-2012 | FIAT PANDA (MEX) | 1.2L L4 1242cc 76 CID | |
| US8946 | 2007-2008 | FIAT GRANDE PUNTO | 1.4L L4 1368cc 83 CID | |
| | 2007-2009 | FIAT GRANDE PUNTO (MEX) | 1.4L L4 1368cc 83 CID | |
| US8948 | 2004-2005 | FIAT PALIO (MEX) | 1.6L L4 1593cc 98 CID | |
| | 2004 | FIAT PALIO | 1.6L L4 1596cc 97 CID | |
| | 2005-2006 | FIAT PALIO | 1.8L L4 1796cc 110 CID | |
| | 2005-2006 | FIAT PALIO (MEX) | 1.8L L4 1796cc 110 CID | |
| | US8949 | 2003-2007 | VOLKSWAGEN POLO | 1.6L L4 1596cc 97 CID |
| 2003-2007 | | VOLKSWAGEN POLO (MEX) | 1.6L L4 1596cc 97 CID | |
| 2004-2009 | | SEAT CORDOBA (MEX) | 1.6L L4 1600cc 98 CID | |
| 2005-2009 | | SEAT IBIZA (MEX) | 1.6L L4 1600cc 98 CID | |
| 2005-2009 | | VOLKSWAGEN LUPO | 1.6L L4 1599cc 98 CID | |
| 2005-2009 | | VOLKSWAGEN LUPO (MEX) | 1.6L L4 1600cc 98 CID | |
| 2007-2009 | | VOLKSWAGEN CROSSFOX | 1.6L L4 1599cc 98 CID | |
| 2007-2009 | | VOLKSWAGEN CROSSFOX (MEX) | 1.6L L4 1600cc 98 CID | |
| 2007-2009 | | VOLKSWAGEN SPORTVAN (MEX) | 1.6L L4 1600cc 98 CID | |
| 2007-2010 | | VOLKSWAGEN SPORTVAN | 1.6L L4 1599cc 98 CID | |
| 2008-2009 | | SEAT LEON (MEX) | 1.4L L4 1368cc 83 CID | |
| 2008 | | SEAT LEON | 1.4L L4 1390cc 85 CID | |
| 2009-2010 | | VOLKSWAGEN GOL (MEX) | 1.6L L4 1600cc 98 CID | |
| 2009-2013 | | VOLKSWAGEN GOL | 1.6L L4 1598cc 98 CID | |
| 2010 | | VOLKSWAGEN SPORTVAN (MEX) | 1.6L L4 1599cc 98 CID | |
| 2011-2013 | VOLKSWAGEN GOL (MEX) | 1.6L L4 1599cc 98 CID | | |
| 2011 | VOLKSWAGEN GOL SEDAN | 1.6L L4 1598cc 98 CID | | |
| US895 | 1964-1966 | CHEVROLET CHEVELLE (MEX) | 4.1L L6 4100cc 250 CID | |
| | 1965-1972 | CHEVROLET IMPALA (MEX) | 4.8L L6 4800cc 292 CID | |
| | 1965 | CHEVROLET IMPALA (MEX) | 4.1L L6 4100cc 250 CID | |
| | 1965 | CHEVROLET MALIBU (MEX) | 4.1L L6 4100cc 250 CID | |
| | 1966-1974 | CHEVROLET CS1073 (MEX) | 4.1L L6 4100cc 250 CID | |
| | 1970 | CHEVROLET CHEVELLE (MEX) | 3.8L L6 3800cc 230 CID | |
| | 1975 | GMC SPRINT | 4.1L L6 250 CID | |
| | 1994-1997 | CHEVROLET C1500 (MEX) | 4.1L L6 4100cc 250 CID | |
| | 1994-1997 | GMC C1500 (MEX) | 4.1L L6 4100cc 250 CID | |
| | US8951 | 2005-2006 | CHRYSLER PACIFICA | 3.5L V6 3497cc 215 CID |
| | | 2005-2008 | DODGE MAGNUM | 3.5L V6 3497cc 215 CID |
| 2005-2010 | | CHRYSLER 300 | 3.5L V6 3497cc 215 CID | |
| 2006-2010 | | DODGE CHARGER | 3.5L V6 3497cc 215 CID | |
| 2007-2008 | | CHRYSLER PACIFICA | 4.0L V6 3952cc 241 CID | |
| 2007-2009 | | CHRYSLER CIRRUS (MEX) | 3.5L V6 3500cc 213 CID | |
| 2007-2010 | | CHRYSLER SEBRING | 3.5L V6 3497cc 215 CID | |
| 2007-2011 | | DODGE NITRO | 4.0L V6 3952cc 241 CID | |
| 2008-2010 | | CHRYSLER TOWN & COUNTRY | 4.0L V6 3952cc 241 CID | |
| 2008-2010 | | DODGE AVENGER | 3.5L V6 3497cc 215 CID | |
| 2008-2010 | | DODGE GRAND CARAVAN | 4.0L V6 3952cc 241 CID | |
| 2009-2010 | | DODGE CHALLENGER | 3.5L V6 3497cc 215 CID | |
| 2009-2010 | | DODGE JOURNEY | 3.5L V6 3497cc 215 CID | |
| 2009-2010 | | VOLKSWAGEN ROUTAN | 4.0L V6 3952cc 241 CID | |
| 2010 | | CHRYSLER 300 (MEX) | 3.5L V6 3497cc 213 CID | |

WATER PUMPS

| USMW | Years | Application | Engine |
|--------|-----------|-------------------------------|------------------------|
| US8951 | 2010 | CHRYSLER CIRRUS (MEX) | 3.5L V6 3518cc 215 CID |
| US8952 | 2010-2014 | SEAT LEON (MEX) | 1.4L L4 1390cc 85 CID |
| | 2012-2015 | SEAT IBIZA (MEX) | 1.4L L4 1390cc 85 CID |
| | 2013-2014 | VOLKSWAGEN POLO (MEX) | 1.4L L4 1390cc 85 CID |
| | 2013-2016 | SEAT TOLEDO (MEX) | 1.4L L4 1390cc 85 CID |
| | 2013-2016 | VOLKSWAGEN GOLF (MEX) | 1.4L L4 1390cc 85 CID |
| | 2013-2016 | VOLKSWAGEN JETTA (MEX) | 1.4L L4 1395cc 85 CID |
| | 2013-2016 | VOLKSWAGEN TRUCK TIGUAN (MEX) | 1.4L L4 1390cc 85 CID |
| | 2013 | AUDI A3 (MEX) | 1.4L L4 1390cc 85 CID |
| | 2016 | AUDI A1 (MEX) | 1.4L L4 1390cc 85 CID |
| | 2016 | AUDI A3 (MEX) | 1.4L L4 1395cc 85 CID |
| US8954 | 2000-2005 | PEUGEOT 406 (MEX) | 2.0L L4 1998cc 122 CID |
| | 2003-2010 | PEUGEOT 307 (MEX) | 2.0L L4 1998cc 122 CID |
| US8955 | 2004-2009 | CADILLAC SRX | 4.6L V8 281 CID |
| | 2004-2009 | CADILLAC XLR | 4.6L V8 281 CID |
| | 2005-2010 | CADILLAC STS | 4.6L V8 281 CID |
| | 2006-2009 | CADILLAC STS | 4.4L V8 4371cc 267 CID |
| | 2006-2009 | CADILLAC XLR | 4.4L V8 4371cc 267 CID |
| US8956 | 2006-2011 | BUICK LUCERNE | 4.6L V8 281 CID |
| | 2006-2011 | CADILLAC DTS | 4.6L V8 281 CID |
| US8959 | 2001-2002 | SEAT CORDOBA (MEX) | 1.6L L4 1600cc 98 CID |
| | 2002 | SEAT IBIZA (MEX) | 1.6L L4 1600cc 98 CID |
| US8960 | 2007-2011 | JEEP WRANGLER | 3.8L V6 3778cc 231 CID |
| | 2010 | JEEP WRANGLER (MEX) | 3.8L V6 3778cc 231 CID |
| US8963 | 2011-2013 | FORD F-150 | 5.0L V8 4951cc 302 CID |
| | 2011-2014 | FORD F-150 (MEX) | 5.0L V8 5000cc 305 CID |
| | 2011-2014 | FORD LOBO (MEX) | 5.0L V8 5000cc 305 CID |
| | 2011-2014 | FORD MUSTANG | 5.0L V8 4951cc 302 CID |
| US8967 | 2006-2007 | NISSAN MICRA | 1.4L L4 1386cc 85 CID |
| | 2006-2007 | NISSAN MICRA (MEX) | 1.4L L4 1386cc 85 CID |
| US8968 | 2005-2008 | CHRYSLER PACIFICA | 3.8L V6 230 CID |
| US8970 | 2008-2015 | SCION XB | 2.4L L4 2362cc |
| US8971 | 2002-2011 | DODGE RAM 4000 (MEX) | 5.7L V8 5700cc 350 CID |
| | 2010-2014 | DODGE RAM 2500 (MEX) | 5.7L V8 5654cc 345 CID |
| | 2010 | JEEP COMMANDER (MEX) | 5.7L V8 5654cc 345 CID |
| | 2011-2012 | CHRYSLER 300 | 5.7L V8 345 CID |
| | 2011-2012 | DODGE CHARGER | 5.7L V8 345 CID |
| | 2011-2012 | DODGE DURANGO | 5.7L V8 345 CID |
| | 2011-2012 | JEEP GRAND CHEROKEE | 5.7L V8 345 CID |
| | 2011-2013 | DODGE CHALLENGER | 5.7L V8 345 CID |
| | 2011-2013 | DODGE CHALLENGER | 6.4L V8 6424cc 392 CID |
| | 2011-2013 | JEEP GRAND CHEROKEE (MEX) | 5.7L V8 5654cc 345 CID |
| | 2012-2013 | DODGE DURANGO (MEX) | 5.7L V8 5654cc 345 CID |
| | 2012-2014 | DODGE RAM 4000 (MEX) | 5.7L V8 5654cc 345 CID |
| | 2012 | CHRYSLER 300 | 6.4L V8 6424cc 392 CID |
| | 2012 | DODGE CHARGER | 6.4L V8 6424cc 392 CID |
| | 2012 | JEEP GRAND CHEROKEE | 6.4L V8 6424cc 392 CID |
| US8972 | 1999-2001 | HYUNDAI TIBURON | 2.0L L4 1997cc |
| | 2001-2012 | HYUNDAI ELANTRA | 2.0L L4 1975cc |
| | 2003-2008 | HYUNDAI TIBURON | 2.0L L4 1975cc |
| | 2004-2009 | KIA SPECTRA | 2.0L L4 1975cc |
| | 2005-2009 | HYUNDAI TUCSON | 2.0L L4 1975cc |
| | 2005-2009 | KIA SPECTRA5 | 2.0L L4 1975cc |
| | 2005-2010 | KIA SPORTAGE | 2.0L L4 1975cc |
| | 2010-2011 | KIA SOUL | 2.0L L4 1975cc |
| US8973 | 2003-2005 | RENAULT LAGUNA (MEX) | 3.0L V6 2950cc 180 CID |
| US8974 | 2001-2002 | PEUGEOT 306 (MEX) | 1.8L L4 1766cc 107 CID |
| US8976 | 2010 | SEAT LEON (MEX) | 1.4L L4 1390cc 85 CID |
| US8977 | 2008-2009 | AUDI A3 (MEX) | 1.4L L4 1368cc 83 CID |
| US8978 | 2008-2010 | NISSAN URVAN (MEX) | 3.0L L4 2999cc 182 CID |
| | 2011 | NISSAN URVAN (MEX) | 3.0L L4 3000cc 183 CID |
| US8979 | 2009-2010 | CHRYSLER 300 | 5.7L V8 345 CID |
| | 2009-2010 | DODGE CHALLENGER | 5.7L V8 345 CID |
| | 2009-2010 | DODGE CHARGER | 5.7L V8 345 CID |
| | 2009-2010 | JEEP COMMANDER | 5.7L V8 345 CID |
| | 2009-2010 | JEEP GRAND CHEROKEE | 5.7L V8 345 CID |
| US8980 | 2011-2012 | FORD EDGE | 3.5L V6 3496cc 213 CID |
| | 2011-2012 | FORD EDGE | 3.7L V6 3726cc 227 CID |
| | 2011-2012 | FORD EXPLORER | 3.5L V6 3496cc 213 CID |

| USMW | Years | Application | Engine |
|----------|-----------|-------------------------------|------------------------|
| | 2011-2012 | FORD TAURUS | 3.5L V6 3496cc 213 CID |
| | 2011-2012 | LINCOLN MKS | 3.7L V6 3726cc 227 CID |
| | 2011-2012 | LINCOLN MKT | 3.7L V6 3726cc 227 CID |
| | 2011-2012 | LINCOLN MKX | 3.7L V6 3726cc 227 CID |
| | 2012 | FORD FLEX | 3.5L V6 3496cc 213 CID |
| | 2012 | FORD FUSION | 3.5L V6 3496cc 213 CID |
| | 2012 | LINCOLN MKZ | 3.5L V6 3496cc 213 CID |
| US8981 | 2011-2013 | CHRYSLER TOWN & COUNTRY (MEX) | 3.6L V6 3604cc 220 CID |
| | 2011-2013 | DODGE JOURNEY (MEX) | 3.6L V6 3604cc 220 CID |
| | 2011-2014 | CHRYSLER 200 | 3.6L V6 3604cc 220 CID |
| | 2011-2014 | DODGE AVENGER | 3.6L V6 3604cc 220 CID |
| | 2011-2014 | JEEP GRAND CHEROKEE (MEX) | 3.6L V6 3604cc 220 CID |
| | 2011-2014 | VOLKSWAGEN ROUTAN | 3.6L V6 3604cc 220 CID |
| | 2011-2015 | CHRYSLER 300 | 3.6L V6 3604cc 220 CID |
| | 2011-2015 | CHRYSLER TOWN & COUNTRY | 3.6L V6 3604cc 220 CID |
| | 2011-2015 | DODGE CHALLENGER | 3.6L V6 3604cc 220 CID |
| | 2011-2015 | DODGE CHARGER | 3.6L V6 3604cc 220 CID |
| | 2011-2015 | DODGE DURANGO | 3.6L V6 3604cc 220 CID |
| | 2011-2015 | DODGE GRAND CARAVAN | 3.6L V6 3604cc 220 CID |
| | 2011-2015 | DODGE JOURNEY | 3.6L V6 3604cc 220 CID |
| | 2011-2015 | JEEP GRAND CHEROKEE | 3.6L V6 3604cc 220 CID |
| | 2011 | DODGE CHARGER SXT (MEX) | 3.6L V6 3604cc 220 CID |
| | 2012-2015 | DODGE DURANGO (MEX) | 3.6L V6 3604cc 220 CID |
| | 2012-2015 | RAM C/V | 3.6L V6 3604cc 220 CID |
| | 2013-2015 | RAM 1500 | 3.6L V6 3604cc 220 CID |
| | 2013-2016 | DODGE CHALLENGER (MEX) | 3.6L V6 3604cc 220 CID |
| | 2013 | CHRYSLER 200 (MEX) | 3.6L V6 3604cc 220 CID |
| | 2014-2015 | CHRYSLER TOWN & COUNTRY (MEX) | 3.6L V6 3605cc 220 CID |
| | 2014-2015 | DODGE JOURNEY (MEX) | 3.6L V6 3605cc 220 CID |
| | 2014-2015 | RAM PROMASTER 1500 | 3.6L V6 3604cc 220 CID |
| | 2014-2015 | RAM PROMASTER 2500 | 3.6L V6 3604cc 220 CID |
| | 2014-2015 | RAM PROMASTER 3500 | 3.6L V6 3604cc 220 CID |
| | 2014 | DODGE PROMASTER 1500 (MEX) | 3.6L V6 3605cc 220 CID |
| | 2014 | DODGE PROMASTER 2500 (MEX) | 3.6L V6 3605cc 220 CID |
| | 2014 | DODGE PROMASTER 3500 (MEX) | 3.6L V6 3605cc 220 CID |
| | 2014 | DODGE RAM 1500 (MEX) | 3.6L V6 3600cc 220 CID |
| | 2015-2016 | CHRYSLER 200C (MEX) | 3.6L V6 3605cc 220 CID |
| | 2015 | DODGE RAM 1500 (MEX) | 3.6L V6 3605cc 220 CID |
| US8982 | 2011-2014 | HYUNDAI SONATA | 2.4L L4 2359cc |
| | 2011-2014 | KIA OPTIMA | 2.4L L4 2359cc |
| | 2011-2014 | KIA SPORTAGE | 2.4L L4 2359cc |
| | 2012-2013 | HYUNDAI TUCSON | 2.0L L4 1975cc |
| | 2012-2014 | KIA SORENTO | 2.4L L4 2359cc |
| | 2012-2015 | HYUNDAI TUCSON | 2.4L L4 2359cc |
| | 2013-2014 | HYUNDAI SANTA FE | 2.4L L4 2359cc |
| US8983 | 2010-2014 | HONDA INSIGHT | 1.3L L4 1339cc |
| | 2011-2015 | HONDA CR-Z | 1.5L L4 1497cc 91 CID |
| US8984 | 2011-2015 | CHEVROLET SPARK (MEX) | 1.2L L4 1200cc 73 CID |
| | 2012-2014 | CHEVROLET SPARK | 1.2L L4 1206cc 74 CID |
| US8984-2 | 2012-2014 | CHEVROLET SPARK | 1.2L L4 1206cc 74 CID |
| US8985 | 2000-2001 | MERCEDES-BENZ A160 (MEX) | 1.6L L4 1587cc 97 CID |
| | 2002-2005 | MERCEDES-BENZ A160 (MEX) | 1.6L L4 1598cc 98 CID |
| US8986 | 2008-2009 | FAW F1 (MEX) | 1.0L L3 1000cc 61 CID |
| | 2008 | FAW F1 | 1.0L L3 1000cc 61 CID |
| US8987 | 2006-2014 | FORD TRANSIT (MEX) | 2.2L L4 2198cc 125 CID |
| US8989 | 2010 | CHEVROLET CAPTIVA SPORT (MEX) | 3.6L V6 3564cc 217 CID |
| US8993 | 2008 | FAW F4 (MEX) | 1.4L L4 1400cc 85 CID |
| US8996 | 2010 | SEAT IBIZA (MEX) | 1.6L L4 1600cc 98 CID |
| US8997 | 2000-2005 | ROVER 75 (MEX) | 2.5L L6 2535cc 154 CID |
| | 2009 | RENAULT SAFRANE (MEX) | 2.3L L6 2300cc 140 CID |
| US8998 | 2008-2011 | NISSAN CABSTAR (MEX) | 2.5L L4 2488cc 151 CID |
| | 2008-2011 | NISSAN NP300 (MEX) | 2.5L L4 2488cc 151 CID |
| US8999 | 2013-2015 | CHEVROLET SPARK | 1.2L L4 1249cc 76 CID |
| US9003 | 1974-1978 | FIAT 124 | 1.8L L4 1756cc |
| | 1974 | FIAT 124 | 1.6L L4 1593cc |
| | 1975-1978 | FIAT 131 | 1.8L L4 1756cc |
| | 1978-1981 | FIAT BRAVA | 2.0L L4 1995cc |
| | 1979-1982 | FIAT 124 | 2.0L L4 1995cc |
| US9004 | 1975-1977 | AUDI 100 SERIES | 1.9L L4 1871cc |

| USMW | Years | Application | Engine |
|--------|-----------|----------------------------|-----------------------|
| US9005 | 1975 | TOYOTA CORONA | 2.2L L4 2189cc |
| | 1975 | TOYOTA PICKUP | 2.2L L4 2189cc |
| US9008 | 1975-1976 | NISSAN 610 | 2.0L L4 1952cc |
| | 1975-1977 | NISSAN 710 | 2.0L L4 1952cc |
| | 1975-1979 | NISSAN 620 | 2.0L L4 1952cc |
| | 1978-1981 | NISSAN 510 | 2.0L L4 1952cc |
| US9009 | 1970-1983 | NISSAN PICKUP (MEX) | 1.6L L4 1600cc 98 CID |
| | 1973-1984 | NISSAN SEDAN (MEX) | 1.6L L4 1597cc 97 CID |
| | 1973-1984 | NISSAN STATION WAGON (MEX) | 1.6L L4 1597cc 97 CID |
| | 1980 | NISSAN 720 | 2.0L L4 1952cc |
| | 1981-1983 | NISSAN 720 | 2.2L L4 2187cc |
| US9010 | 1975-1978 | NISSAN B210 | 1.4L L4 1393cc 85 CID |
| | 1980 | NISSAN 310 | 1.4L L4 1393cc 85 CID |
| | 1981 | NISSAN 310 | 1.5L L4 1488cc |
| US9011 | 1975-1978 | NISSAN 280Z | 2.8L L6 2753cc |
| | 1977-1981 | NISSAN 810 | 2.4L L6 2393cc |
| | 1979-1983 | NISSAN 280ZX | 2.8L L6 2753cc |
| | 1981 | NISSAN 810 | 2.8L L6 2793cc |
| | 1982-1983 | NISSAN MAXIMA | 2.8L L6 2793cc |
| | 1982-1984 | NISSAN MAXIMA | 2.4L L6 2393cc |
| US9012 | 1975-1976 | TOYOTA COROLLA | 1.6L L4 1588cc |
| US9014 | 1975-1976 | SUBARU DL | 1.4L H4 1361cc |
| | 1975-1976 | SUBARU GF | 1.4L H4 1361cc |
| | 1975 | SUBARU GL | 1.4L H4 1361cc |
| | 1976-1979 | SUBARU DL | 1.6L H4 1595cc |
| | 1976-1979 | SUBARU GF | 1.6L H4 1595cc |
| | 1976 | SUBARU STANDARD | 1.4L H4 1361cc |
| | 1977-1979 | SUBARU STANDARD | 1.6L H4 1595cc |
| | 1978-1979 | SUBARU BRAT | 1.6L H4 1595cc |
| | 1979 | SUBARU FE | 1.6L H4 1595cc |
| 1979 | SUBARU GL | 1.6L H4 1595cc | |
| US9015 | 1978-1979 | TOYOTA COROLLA | 1.2L L4 1166cc |
| | 1981-1982 | TOYOTA STARLET | 1.3L L4 1290cc |
| US9016 | 1976 | TOYOTA COROLLA | 1.6L L4 1588cc |
| US9017 | 1978-1980 | TOYOTA CELICA | 2.2L L4 2189cc |
| | 1978-1980 | TOYOTA CORONA | 2.2L L4 2189cc |
| | 1978-1980 | TOYOTA PICKUP | 2.2L L4 2189cc |
| | 1981-1982 | TOYOTA CORONA | 2.4L L4 2366cc |
| | 1981-1984 | TOYOTA CELICA | 2.4L L4 2366cc |
| | 1981-1984 | TOYOTA PICKUP | 2.4L L4 2366cc |
| | 1984 | TOYOTA 4RUNNER | 2.4L L4 2366cc |
| | 1984 | TOYOTA 4RUNNER | 2.4L L4 2366cc |
| US9018 | 1977-1979 | TOYOTA COROLLA | 1.6L L4 1588cc |
| | 1980-1982 | TOYOTA COROLLA | 1.8L L4 1770cc |
| US9019 | 1978-1979 | AUDI 5000 | 2.2L L5 2144cc |
| US9020 | 1977-1978 | MAZDA GLC | 1.3L L4 1272cc |
| | 1979-1980 | MAZDA GLC | 1.4L L4 1415cc |
| | 1981-1983 | MAZDA GLC | 1.5L L4 1490cc |
| US9021 | 1977 | TOYOTA COROLLA | 1.2L L4 1166cc |
| US9025 | 1980-1982 | SUBARU GLF | 1.8L H4 1781cc |
| | 1980-1984 | SUBARU DL | 1.6L H4 1595cc |
| | 1980-1984 | SUBARU DL | 1.8L H4 1781cc |
| | 1980-1984 | SUBARU GL | 1.8L H4 1781cc |
| | 1980-1987 | SUBARU BRAT | 1.8L H4 1781cc |
| | 1980-1987 | SUBARU GL | 1.6L H4 1595cc |
| | 1980-1987 | SUBARU STANDARD | 1.6L H4 1595cc |
| | 1980 | SUBARU BRAT | 1.6L H4 1595cc |
| | 1980 | SUBARU GLF | 1.6L H4 1595cc |
| | 1981-1982 | SUBARU STANDARD | 1.8L H4 1781cc |
| | 1981-1982 | SUBARU STANDARD | 1.8L H4 1781cc |
| US9026 | 1975-1978 | NISSAN B210 | 1.4L L4 1393cc 85 CID |
| | 1979-1982 | NISSAN 210 | 1.4L L4 1393cc 85 CID |
| | 1980-1982 | NISSAN 210 | 1.2L L4 1237cc |
| | 1980-1982 | NISSAN 210 | 1.5L L4 1488cc |
| US9027 | 1975-1977 | TOYOTA CELICA | 2.2L L4 2189cc |
| | 1976-1977 | TOYOTA CORONA | 2.2L L4 2189cc |
| | 1976-1977 | TOYOTA PICKUP | 2.2L L4 2189cc |
| US9028 | 1980 | TOYOTA TERCEL | 1.5L L4 1452cc |
| US9029 | 1980-1981 | HONDA ACCORD | 1.8L L4 1751cc |
| | 1980-1981 | HONDA PRELUDE | 1.8L L4 1751cc |
| US9031 | 1975-1976 | NISSAN 610 | 2.0L L4 1952cc |

| USMW | Years | Application | Engine | |
|-----------|-------------------|------------------------|------------------------|----------------|
| | 1975-1977 | NISSAN 710 | 2.0L L4 1952cc | |
| | 1975-1979 | NISSAN 620 | 2.0L L4 1952cc | |
| | 1977-1981 | NISSAN 200SX | 2.0L L4 1952cc | |
| | 1978-1981 | NISSAN 510 | 2.0L L4 1952cc | |
| | 1980-1986 | NISSAN 720 | 2.0L L4 1952cc | |
| | 1981-1983 | NISSAN 720 | 2.2L L4 2187cc | |
| | 1982-1983 | NISSAN 200SX | 2.2L L4 2187cc | |
| | 1983-1986 | NISSAN 720 | 2.4L L4 2389cc | |
| | 1986-1989 | NISSAN D21 | 2.4L L4 2389cc | |
| | 1987 | NISSAN PATHFINDER | 2.4L L4 2389cc | |
| | US9033 | 1975-1977 | HONDA CIVIC | 1.2L L4 1237cc |
| | US9034 | 1975-1979 | HONDA CIVIC | 1.5L L4 1487cc |
| | | 1976-1978 | HONDA ACCORD | 1.6L L4 1599cc |
| 1979 | | HONDA ACCORD | 1.8L L4 1751cc | |
| US9035 | 1979 | HONDA PRELUDE | 1.8L L4 1751cc | |
| | 1980-1983 | HONDA CIVIC | 1.5L L4 1487cc | |
| | 1982-1983 | HONDA ACCORD | 1.8L L4 1751cc | |
| US9039 | 1982 | HONDA PRELUDE | 1.8L L4 1751cc | |
| | 1980 | TOYOTA CELICA | 2.6L L6 2563cc | |
| | 1980 | TOYOTA CRESSIDA | 2.6L L6 2563cc | |
| | 1981-1982 | TOYOTA CRESSIDA | 2.8L L6 2759cc | |
| | 1981 | TOYOTA CELICA | 2.8L L6 2759cc | |
| | 1981 | TOYOTA CELICA | 2.8L L6 2759cc | |
| US9040N | 1982-1986 | TOYOTA CELICA | 2.8L L6 2754cc | |
| | 1983-1988 | TOYOTA CRESSIDA | 2.8L L6 2754cc | |
| US9041 | 1982-1983 | NISSAN SENTRA | 1.5L L4 1488cc | |
| | 1982 | NISSAN 310 | 1.5L L4 1488cc | |
| | 1983-1984 | NISSAN PULSAR NX | 1.5L L4 1488cc | |
| | 1983-1988 | NISSAN PULSAR NX | 1.6L L4 1597cc | |
| | 1983-1988 | NISSAN SENTRA | 1.6L L4 1597cc | |
| | 1983 | NISSAN PULSAR | 1.6L L4 1597cc | |
| | 1984-1985 | NISSAN TSURU (MEX) | 1.5L L4 1487cc 91 CID | |
| | 1986-1987 | NISSAN SENTRA | 1.6L L4 1597cc 97 CID | |
| US9043N | 1980-1983 | HONDA CIVIC | 1.3L L4 1335cc | |
| US9044 | 1983-1986 | NISSAN SENTRA | 1.7L L4 1688cc | |
| US9045 | 1981-1988 | TOYOTA TERCEL | 1.5L L4 1452cc | |
| US9046 | 1984-1987 | TOYOTA COROLLA | 1.6L L4 1587cc | |
| US9047 | 2008-2010 | VOLKSWAGEN PASSAT | 2.0L L4 1984cc 121 CID | |
| | 2008-2013 | VOLKSWAGEN JETTA | 2.0L L4 1984cc 121 CID | |
| | 2008-2014 | VOLKSWAGEN GTI | 2.0L L4 1984cc 121 CID | |
| | 2009-2013 | AUDI A3 | 2.0L L4 1984cc 121 CID | |
| | 2009-2013 | AUDI A3 QUATTRO | 2.0L L4 1984cc 121 CID | |
| | 2009-2015 | AUDI A4 | 2.0L L4 1984cc 121 CID | |
| | 2009-2015 | AUDI A4 QUATTRO | 2.0L L4 1984cc 121 CID | |
| | 2009-2015 | AUDI TT QUATTRO | 2.0L L4 1984cc 121 CID | |
| | 2009-2015 | VOLKSWAGEN CC | 2.0L L4 1984cc 121 CID | |
| | 2009-2015 | VOLKSWAGEN EOS | 2.0L L4 1984cc 121 CID | |
| | 2009-2015 | VOLKSWAGEN TIGUAN | 2.0L L4 1984cc 121 CID | |
| | 2010-2014 | AUDI A5 | 2.0L L4 1984cc 121 CID | |
| | 2010-2015 | AUDI A5 QUATTRO | 2.0L L4 1984cc 121 CID | |
| | 2011-2015 | AUDI Q5 | 2.0L L4 1984cc 121 CID | |
| | 2012-2013 | VOLKSWAGEN BEETLE | 2.0L L4 1984cc 121 CID | |
| | 2012-2015 | AUDI A6 | 2.0L L4 1984cc 121 CID | |
| | 2013-2015 | AUDI A6 QUATTRO | 2.0L L4 1984cc 121 CID | |
| | 2013-2015 | AUDI ALLROAD | 2.0L L4 1984cc 121 CID | |
| | 2015 | AUDI Q3 | 2.0L L4 1984cc 121 CID | |
| | 2015 | AUDI Q3 QUATTRO | 2.0L L4 1984cc 121 CID | |
| US9047-2 | 2008-2010 | VOLKSWAGEN PASSAT | 2.0L L4 1984cc 121 CID | |
| | 2008-2013 | VOLKSWAGEN JETTA | 2.0L L4 1984cc 121 CID | |
| | 2008-2014 | VOLKSWAGEN GTI | 2.0L L4 1984cc 121 CID | |
| | 2009-2013 | AUDI A3 | 2.0L L4 1984cc 121 CID | |
| | 2009-2013 | AUDI A3 QUATTRO | 2.0L L4 1984cc 121 CID | |
| | 2009-2015 | AUDI A4 | 2.0L L4 1984cc 121 CID | |
| | 2009-2015 | AUDI A4 QUATTRO | 2.0L L4 1984cc 121 CID | |
| | 2009-2015 | AUDI TT QUATTRO | 2.0L L4 1984cc 121 CID | |
| | 2009-2015 | VOLKSWAGEN CC | 2.0L L4 1984cc 121 CID | |
| | 2009-2015 | VOLKSWAGEN EOS | 2.0L L4 1984cc 121 CID | |
| 2009-2015 | VOLKSWAGEN TIGUAN | 2.0L L4 1984cc 121 CID | | |
| 2010-2014 | AUDI A5 | 2.0L L4 1984cc 121 CID | | |
| 2010-2015 | AUDI A5 QUATTRO | 2.0L L4 1984cc 121 CID | | |

| USMW | Years | Application | Engine |
|-----------|------------------|----------------------------|------------------------|
| US9047-2 | 2011-2015 | AUDI Q5 | 2.0L L4 1984cc 121 CID |
| | 2012-2013 | VOLKSWAGEN BEETLE | 2.0L L4 1984cc 121 CID |
| | 2012-2015 | AUDI A6 | 2.0L L4 1984cc 121 CID |
| | 2013-2015 | AUDI A6 QUATTRO | 2.0L L4 1984cc 121 CID |
| | 2013-2015 | AUDI ALLROAD | 2.0L L4 1984cc 121 CID |
| | 2015 | AUDI Q3 | 2.0L L4 1984cc 121 CID |
| | 2015 | AUDI Q3 QUATTRO | 2.0L L4 1984cc 121 CID |
| US9048 | 1983-1986 | TOYOTA CAMRY | 2.0L L4 1995cc |
| | 1986 | TOYOTA CELICA | 2.0L L4 1995cc |
| | 1986 | TOYOTA CELICA | 2.0L L4 1998cc |
| US9049 | 1976-1984 | VOLVO 242 | 2.1L L4 2127cc |
| | 1976-1985 | VOLVO 244 | 2.1L L4 2127cc |
| | 1976-1985 | VOLVO 245 | 2.1L L4 2127cc |
| | 1983-1984 | VOLVO 242 | 2.3L L4 2316cc |
| | 1983-1984 | VOLVO 244 | 2.3L L4 2316cc |
| | 1983-1984 | VOLVO 245 | 2.3L L4 2316cc |
| | 1984 | VOLVO 760 | 2.3L L4 2316cc |
| US9050 | 1981-1985 | MAZDA GLC | 1.5L L4 1490cc |
| US9051 | 1982-1984 | MAZDA B2200 | 2.2L L4 2209cc |
| US9052 | 1980-1983 | AUDI 4000 | 2.2L L5 2144cc |
| | 1980-1985 | AUDI 5000 | 2.2L L5 2144cc |
| | 1981-1984 | AUDI COUPE | 2.2L L5 2144cc |
| | 1983-1984 | VOLKSWAGEN QUANTUM | 2.2L L5 2144cc |
| | 1983-1985 | AUDI QUATTRO | 2.2L L5 2144cc |
| | 1984-1987 | AUDI 4000 QUATTRO | 2.2L L5 2226cc |
| | 1984-1987 | AUDI COUPE | 2.2L L5 2226cc |
| | 1985-1988 | AUDI 5000 | 2.2L L5 2226cc |
| | 1985-1988 | VOLKSWAGEN QUANTUM | 2.2L L5 2226cc |
| | 1986-1988 | AUDI 5000 QUATTRO | 2.2L L5 2226cc |
| | 1987-1988 | AUDI 5000 | 2.3L L5 2309cc |
| | 1987-1988 | AUDI 5000 QUATTRO | 2.3L L5 2309cc |
| | 1987 | AUDI COUPE | 2.3L L5 2309cc |
| | 1988 | AUDI 90 | 2.3L L5 2309cc |
| 1988 | AUDI 80 QUATTRO | 2.3L L5 2309cc | |
| 1988 | AUDI 90 QUATTRO | 2.3L L5 2309cc | |
| 1989 | AUDI 200 QUATTRO | 2.2L L5 2226cc | |
| US9053 | 1975-1977 | MAZDA ROTARY PICKUP | 1.3L R2 1308cc |
| | 1975-1978 | MAZDA RX-3 | 1.1L R2 1146cc |
| | 1975-1978 | MAZDA RX-4 | 1.3L R2 1308cc |
| | 1976-1978 | MAZDA COSMO | 1.3L R2 1308cc |
| | 1979-1985 | MAZDA RX-7 | 1.1L R2 1146cc |
| | 1985 | MAZDA RX-7 | 1.3L R2 1308cc |
| | US9056 | 1983-1987 | HONDA PRELUDE |
| 1984-1985 | | HONDA ACCORD | 1.8L L4 1829cc |
| US9057 | | 1983-1992 | TOYOTA COROLLA |
| | 1985-1988 | CHEVROLET NOVA | 1.6L L4 1588cc 98 CID |
| | 1989 | GEO PRIZM | 1.6L L4 1588cc 98 CID |
| | 1990-1993 | TOYOTA CELICA | 1.6L L4 1587cc |
| | 1991-1992 | GEO PRIZM | 1.6L L4 1587cc |
| US9058 | 1984-1989 | NISSAN 300ZX | 3.0L V6 2960cc |
| | 1986-1989 | NISSAN D21 | 3.0L V6 2960cc |
| | 1987-1988 | NISSAN 200SX | 3.0L V6 2960cc 181 CID |
| | 1990-1992 | INFINITI M30 | 3.0L V6 2960cc 181 CID |
| | 1990-1994 | NISSAN D21 | 3.0L V6 2960cc 181 CID |
| | 1995 | NISSAN PICKUP | 3.0L V6 2960cc 181 CID |
| US9059 | 1984-1985 | TOYOTA COROLLA | 1.8L L4 1839cc |
| | 1984-1986 | TOYOTA CAMRY | 1.8L L4 1839cc |
| | 1986 | TOYOTA CAMRY | 2.0L L4 1974cc |
| US9060 | 1983 | MAZDA 626 | 2.0L L4 1970cc |
| | 1984-1985 | MAZDA 626 | 2.0L L4 1998cc 122 CID |
| US9061 | 1983-1985 | VOLKSWAGEN VANAGON | 1.9L H4 1915cc |
| US9063 | 1981-1984 | NISSAN PICKUP (MEX) | 1.8L L4 1800cc 110 CID |
| | 1982-1984 | NISSAN SEDAN (MEX) | 1.8L L4 1750cc 107 CID |
| | 1982-1984 | NISSAN STATION WAGON (MEX) | 1.8L L4 1750cc 107 CID |
| | 1982-1986 | NISSAN SAKURA (MEX) | 1.8L L4 1750cc 107 CID |
| | 1984-1986 | NISSAN 200SX | 1.8L L4 1809cc |
| | 1984-1988 | NISSAN 200SX | 2.0L L4 1974cc |
| | 1987 | NISSAN PULSAR NX | 1.6L L4 1597cc |
| | US9064 | 1983-1984 | TOYOTA STARLET |

| USMW | Years | Application | Engine |
|-----------|--------------------------|-------------------------------|------------------------|
| US9065 | 1981-1982 | VOLKSWAGEN RABBIT PICKUP | 1.7L L4 1715cc |
| | 1981-1983 | AUDI 4000 | 1.7L L4 1715cc |
| | 1981-1983 | VOLKSWAGEN RABBIT CONVERTIBLE | 1.7L L4 1715cc |
| | 1981-1983 | VOLKSWAGEN RABBIT PICKUP | 1.6L L4 1588cc 97 CID |
| | 1981-1983 | VOLKSWAGEN SCIROCCO | 1.7L L4 1715cc |
| | 1981-1984 | VOLKSWAGEN JETTA | 1.7L L4 1715cc |
| | 1981-1984 | VOLKSWAGEN RABBIT | 1.7L L4 1715cc |
| | 1981-1986 | VOLKSWAGEN CARIBE (MEX) | 1.7L L4 1700cc 104 CID |
| | 1982-1983 | AUDI 4000 | 1.6L L4 1588cc 97 CID |
| | 1982-1983 | VOLKSWAGEN QUANTUM | 1.7L L4 1715cc |
| | 1982-1985 | VOLKSWAGEN QUANTUM | 1.6L L4 1588cc 97 CID |
| | 1982-1986 | VOLKSWAGEN ATLANTIC (MEX) | 1.7L L4 1700cc 104 CID |
| | 1982-1992 | VOLKSWAGEN JETTA | 1.6L L4 1588cc 97 CID |
| | 1983-1984 | VOLKSWAGEN RABBIT | 1.6L L4 1588cc 97 CID |
| | 1983-1984 | VOLKSWAGEN RABBIT | 1.8L L4 1780cc |
| | 1984-1985 | VOLKSWAGEN QUANTUM | 1.8L L4 1780cc |
| | 1984-1987 | AUDI 4000 | 1.8L L4 1780cc |
| | 1984-1987 | VOLKSWAGEN ATLANTIC (MEX) | 1.8L L4 1800cc 110 CID |
| | 1984-1988 | VOLKSWAGEN SCIROCCO | 1.8L L4 1780cc |
| | 1984-1992 | VOLKSWAGEN JETTA | 1.8L L4 1780cc |
| | 1985-1987 | VOLKSWAGEN CARIBE (MEX) | 1.8L L4 1800cc 110 CID |
| | 1985-1988 | VOLKSWAGEN GOLF | 1.6L L4 1588cc 97 CID |
| | 1985-1992 | VOLKSWAGEN GOLF | 1.8L L4 1780cc |
| | 1985-1993 | VOLKSWAGEN CABRIOLET | 1.8L L4 1780cc |
| | 1987-1993 | VOLKSWAGEN FOX | 1.8L L4 1780cc |
| | 1987-1997 | VOLKSWAGEN GOLF (MEX) | 1.8L L4 1800cc 110 CID |
| | 1987-1997 | VOLKSWAGEN JETTA (MEX) | 1.8L L4 1800cc 110 CID |
| | 1988-1990 | AUDI 80 | 2.0L L4 1983cc |
| | 1988-1997 | VOLKSWAGEN PANEL (MEX) | 1.8L L4 1800cc 110 CID |
| | 1988 | AUDI 90 | 2.0L L4 1983cc |
| | 1989-1997 | VOLKSWAGEN COMBI (MEX) | 1.8L L4 1800cc 110 CID |
| | 1990-1992 | VOLKSWAGEN CORRADO | 1.8L L4 1780cc |
| | 1990-1996 | VOLKSWAGEN PASSAT | 2.0L L4 1984cc 121 CID |
| | 1990-1999 | VOLKSWAGEN GOLF | 2.0L L4 1984cc 121 CID |
| | 1990-1999 | VOLKSWAGEN JETTA | 2.0L L4 1984cc 121 CID |
| | 1995-1997 | VOLKSWAGEN DERBY (MEX) | 1.8L L4 1800cc 110 CID |
| | 1995-2002 | VOLKSWAGEN CABRIO | 2.0L L4 1984cc 121 CID |
| | 1996-1997 | VOLKSWAGEN PASSAT | 1.9L L4 1896cc 116 CID |
| | 1997-1999 | VOLKSWAGEN JETTA | 1.9L L4 1896cc 116 CID |
| | 1998-1999 | VOLKSWAGEN GOLF (MEX) | 1.8L L4 1781cc 109 CID |
| | 1998-2001 | VOLKSWAGEN COMBI (MEX) | 1.8L L4 1780cc 108 CID |
| | 1998-2001 | VOLKSWAGEN DERBY (MEX) | 1.8L L4 1780cc 108 CID |
| 1998-2001 | VOLKSWAGEN PANEL (MEX) | 1.8L L4 1780cc 108 CID | |
| 1998-2002 | VOLKSWAGEN POINTER (MEX) | 1.8L L4 1780cc 108 CID | |
| 2002-2009 | VOLKSWAGEN DERBY (MEX) | 1.8L L4 1781cc 109 CID | |
| 2003-2010 | VOLKSWAGEN POINTER (MEX) | 1.8L L4 1781cc 109 CID | |
| 2003 | VOLKSWAGEN VAN (MEX) | 1.8L L4 1781cc 109 CID | |
| US9066 | 1975-1979 | AUDI FOX | 1.6L L4 1588cc 97 CID |
| | 1975-1980 | VOLKSWAGEN DASHER | 1.5L L4 1471cc |
| | 1975-1980 | VOLKSWAGEN RABBIT | 1.5L L4 1471cc |
| | 1975 | VOLKSWAGEN SCIROCCO | 1.5L L4 1471cc |
| | 1976-1980 | VOLKSWAGEN SCIROCCO | 1.6L L4 1588cc 97 CID |
| | 1976-1981 | VOLKSWAGEN DASHER | 1.6L L4 1588cc 97 CID |
| | 1976-1983 | VOLKSWAGEN RABBIT | 1.6L L4 1588cc 97 CID |
| | 1977-1979 | VOLKSWAGEN CARIBE | 1.6L L4 1588cc 97 CID |
| | 1977-1980 | VOLKSWAGEN CARIBE (MEX) | 1.6L L4 1600cc 98 CID |
| | 1978-1980 | VOLKSWAGEN RABBIT | 1.5L L4 1457cc |
| | 1978 | VOLKSWAGEN SCIROCCO | 1.5L L4 1457cc |
| | 1980-1982 | VOLKSWAGEN JETTA | 1.6L L4 1588cc 97 CID |
| | 1980-1982 | VOLKSWAGEN RABBIT PICKUP | 1.6L L4 1588cc 97 CID |
| | 1980 | AUDI 4000 | 1.6L L4 1588cc 97 CID |
| | 1980 | VOLKSWAGEN RABBIT CONVERTIBLE | 1.6L L4 1588cc 97 CID |
| | 1980 | VOLKSWAGEN RABBIT PICKUP | 1.5L L4 1457cc |
| | 1981-1983 | VOLKSWAGEN RABBIT PICKUP | 1.7L L4 1715cc |
| | 1981-1984 | VOLKSWAGEN RABBIT | 1.7L L4 1715cc |
| | 1981 | AUDI 4000 | 1.7L L4 1715cc |
| | 1981 | VOLKSWAGEN ATLANTIC (MEX) | 1.7L L4 1700cc 104 CID |
| | 1981 | VOLKSWAGEN RABBIT CONVERTIBLE | 1.7L L4 1715cc |
| | 1981 | VOLKSWAGEN SCIROCCO | 1.7L L4 1715cc |

| USMW | Years | Application | Engine |
|--------|-----------|--------------------------|------------------------|
| US9066 | 1984 | VOLKSWAGEN CARIBE (MEX) | 1.8L L4 1800cc 110 CID |
| | 1998-1999 | VOLKSWAGEN JETTA (MEX) | 1.8L L4 1780cc 108 CID |
| | 1999-2002 | VOLKSWAGEN POINTER (MEX) | 1.8L L4 1780cc 108 CID |
| US9067 | 1984-1986 | FORD TEMPO | 2.0L L4 1989cc 122 CID |
| | 1984-1986 | MERCURY TOPAZ | 2.0L L4 1989cc 122 CID |
| | 1984-1987 | FORD ESCORT | 2.0L L4 1989cc 122 CID |
| US9068 | 1984-1987 | MERCURY LYNX | 2.0L L4 1989cc 122 CID |
| | 1985-1989 | VOLVO 244 | 2.3L L4 2316cc |
| | 1985-1989 | VOLVO 245 | 2.3L L4 2316cc |
| | 1985-1990 | VOLVO 760 | 2.3L L4 2316cc |
| | 1985-1992 | VOLVO 740 | 2.3L L4 2316cc |
| | 1985 | VOLVO 745 | 2.3L L4 2316cc |
| | 1989-1991 | VOLVO 780 | 2.3L L4 2316cc |
| US9069 | 1990-1993 | VOLVO 240 | 2.3L L4 2316cc |
| | 1991-1995 | VOLVO 940 | 2.3L L4 2316cc |
| | 1984-1987 | HONDA CIVIC | 1.3L L4 1342cc 82 CID |
| | 1984-1987 | HONDA CIVIC | 1.5L L4 1487cc |
| | 1984-1987 | HONDA WAGOVAN | 1.5L L4 1487cc |
| US9071 | 1986 | HONDA CIVIC | 1.5L L4 1493cc |
| | 1979-1983 | AUDI 5000 | 2.0L L5 1986cc |
| | 1980-1981 | VOLVO 264 | 2.4L L6 2383cc |
| | 1980 | VOLVO 265 | 2.4L L6 2383cc |
| | 1982-1984 | VOLVO 244 | 2.4L L6 2383cc |
| | 1982-1984 | VOLVO 245 | 2.4L L6 2383cc |
| | 1983-1984 | VOLVO 760 | 2.4L L6 2383cc |
| | 1985 | VOLVO 745 | 2.4L L6 2383cc |
| | 1985 | VOLVO 760 | 2.4L L6 2377cc |
| | 1986 | VOLVO 740 | 2.4L L6 2377cc |
| US9074 | 1985-1994 | NISSAN MAXIMA | 3.0L V6 2960cc 181 CID |
| | 1993-1998 | MERCURY VILLAGER | 3.0L V6 182 CID |
| | 1993-1998 | NISSAN QUEST | 3.0L V6 2960cc 181 CID |
| US9075 | 1985-1987 | TOYOTA COROLLA | 1.6L L4 1587cc |
| US9076 | 1985-1989 | TOYOTA MR2 | 1.6L L4 1587cc |
| | 1987-1988 | TOYOTA COROLLA | 1.6L L4 1587cc |
| | 1988 | CHEVROLET NOVA | 1.6L L4 1588cc 98 CID |
| | 1990-1992 | GEO PRIZM | 1.6L L4 1587cc |
| US9077 | 1975 | VOLVO 164 | 3.0L L6 2980cc |
| US9078 | 1969-1974 | TOYOTA LAND CRUISER | 3.9L L6 3878cc |
| US9080 | 1985-1989 | SUBARU DL | 1.8L H4 1781cc |
| | 1985-1989 | SUBARU GL | 1.8L H4 1781cc |
| | 1985-1989 | SUBARU GL-10 | 1.8L H4 1781cc |
| | 1985-1991 | SUBARU XT | 1.8L H4 1781cc |
| | 1986-1989 | SUBARU RX | 1.8L H4 1781cc |
| US9082 | 1972-1980 | MG MGB | 1.8L L4 1798cc |
| US9083 | 1985-1987 | HONDA PRELUDE | 2.0L L4 1955cc |
| | 1986-1989 | HONDA ACCORD | 2.0L L4 1955cc |
| US9084 | 1971-1973 | FIAT 128 | 1.1L L4 1116cc |
| | 1973-1979 | FIAT 128 | 1.3L L4 1290cc |
| | 1974-1978 | FIAT X-1/9 | 1.3L L4 1290cc |
| | 1979-1982 | FIAT STRADA | 1.5L L4 1498cc |
| | 1979-1982 | FIAT X-1/9 | 1.5L L4 1498cc |
| | 1979-1982 | FIAT STRADA | 1.5L L4 1498cc |
| US9085 | 1979-1982 | FIAT X-1/9 | 1.5L L4 1498cc |
| | 1979-1982 | FIAT X-1/9 | 1.5L L4 1498cc |
| US9086 | 1981-1982 | TOYOTA TERCEL | 1.5L L4 1452cc |
| US9092 | 1984-1985 | TOYOTA VAN | 2.0L L4 1998cc 122 CID |
| | 1986-1989 | TOYOTA VAN | 2.2L L4 2237cc |
| US9093 | 1984 | SUBARU BRAT | 1.8L H4 1781cc |
| US9094 | 1981-1983 | TOYOTA PICKUP | 2.2L L4 2188cc |
| US9097 | 1986-1987 | ACURA LEGEND | 2.5L V6 2494cc |
| | 1987-1988 | STERLING 825 | 2.5L V6 2494cc |
| | 1987-1990 | ACURA LEGEND | 2.7L V6 2675cc |
| | 1989-1990 | STERLING 827 | 2.7L V6 2675cc |
| | 1995-1997 | HONDA ACCORD | 2.7L V6 2675cc |
| | 1987-1994 | TOYOTA TERCEL | 1.5L L4 1456cc |
| US9098 | 1992-1994 | TOYOTA PASEO | 1.5L L4 1497cc |
| | 1987-1989 | TOYOTA CELICA | 2.0L L4 1998cc 122 CID |
| US9099 | 1987-1991 | TOYOTA CAMRY | 2.0L L4 1998cc 122 CID |
| | 1990-1999 | TOYOTA CELICA | 2.2L L4 2164cc |
| | 1991-1995 | TOYOTA MR2 | 2.2L L4 2164cc |

| USMW | Years | Application | Engine |
|--------|-----------|-----------------------|------------------------|
| US9100 | 1992-2001 | TOYOTA CAMRY | 2.2L L4 2164cc |
| | 1996-2000 | TOYOTA RAV4 | 2.0L L4 1998cc 122 CID |
| | 1999-2001 | TOYOTA SOLARA | 2.2L L4 2164cc |
| US9102 | 1986-1992 | TOYOTA SUPRA | 3.0L L6 2954cc |
| | 1989-1992 | TOYOTA CRESSIDA | 3.0L L6 2954cc |
| US9104 | 1986-1988 | MAZDA RX-7 | 1.3L R2 1308cc |
| US9105 | 1987-1995 | NISSAN PATHFINDER | 3.0L V6 2960cc 181 CID |
| US9106 | 1986-1987 | ISUZU TROOPER | 2.3L L4 2254cc |
| | 1986-1995 | ISUZU PICKUP | 2.3L L4 2254cc |
| US9107 | 1988-1989 | ISUZU IMPULSE | 2.3L L4 2254cc |
| | 1989-1993 | ISUZU AMIGO | 2.3L L4 2254cc |
| US9108 | 1985-1989 | ISUZU IMPULSE | 2.0L L4 1994cc |
| US9109 | 1986-1990 | SAAB 9000 | 2.0L L4 1985cc |
| US9110 | 1981-1993 | SAAB 900 | 2.0L L4 1985cc |
| | 1991-1994 | SAAB 900 | 2.1L L4 2119cc |
| US9111 | 1988-1991 | SUBARU XT | 2.7L H6 2672cc |
| US9114 | 1987-1988 | NISSAN VAN | 2.4L L4 2389cc |
| US9115 | 1986-1987 | MAZDA 626 | 2.0L L4 1998cc 122 CID |
| | 1986-1987 | MAZDA B2000 | 2.0L L4 1998cc 122 CID |
| US9116 | 1982-1986 | NISSAN STANZA | 2.0L L4 1974cc |
| | 1986-1989 | ACURA INTEGRA | 1.6L L4 1590cc |
| US9117 | 1985-1990 | NISSAN PICKUP (MEX) | 1.8L L4 1800cc 110 CID |
| | 1987-1989 | NISSAN ICHI VAN (MEX) | 1.8L L4 1800cc 110 CID |
| | 1987-1989 | NISSAN STANZA | 2.0L L4 1974cc |
| | 1987 | NISSAN PULSAR NX | 1.6L L4 1597cc |
| | 1988-1989 | NISSAN PULSAR NX | 1.8L L4 1809cc |
| | 1980-1981 | BMW 528i | 2.8L L6 2788cc |
| US9119 | 1980-1984 | BMW 633CSI | 3.2L L6 3210cc |
| | 1980-1984 | BMW 733i | 3.2L L6 3210cc |
| | 1983-1984 | BMW 533i | 3.2L L6 3210cc |
| | 1985-1989 | BMW 635CSI | 3.5L L6 3430cc |
| | 1985-1993 | BMW 535i | 3.5L L6 3430cc |
| | 1986-1987 | BMW L7 | 3.5L L6 3430cc |
| | 1987-1988 | BMW M6 | 3.5L L6 3453cc |
| | 1987 | BMW L6 | 3.5L L6 3430cc |
| | 1988-1992 | BMW 735i | 3.5L L6 3430cc |
| | 1988-1992 | BMW 735iL | 3.5L L6 3430cc |
| | 1988 | BMW 535iS | 3.5L L6 3430cc |
| | 1988 | BMW M5 | 3.5L L6 3453cc |
| US9120 | 1982-1987 | BMW 528E | 2.7L L6 2693cc |
| | 1984-1987 | BMW 325E | 2.7L L6 2693cc |
| | 1986-1987 | BMW 325 | 2.7L L6 2693cc |
| | 1986-1987 | BMW 325ES | 2.7L L6 2693cc |
| | 1987 | BMW 325i | 2.5L L6 2494cc 152 CID |
| | 1987 | BMW 325iS | 2.5L L6 2494cc 152 CID |
| US9122 | 1988-1991 | BMW 325iS | 2.5L L6 2494cc 152 CID |
| | 1988-1991 | BMW 325iX | 2.5L L6 2494cc 152 CID |
| | 1988-1993 | BMW 325i | 2.5L L6 2494cc 152 CID |
| | 1988 | BMW 325 | 2.7L L6 2693cc |
| | 1988 | BMW 528E | 2.7L L6 2693cc |
| | 1989-1990 | BMW 525i | 2.5L L6 2494cc 152 CID |
| US9129 | 1975-1978 | BMW 530i | 3.0L L6 2985cc |
| | 1977-1978 | BMW 630CSI | 3.0L L6 2985cc |
| | 1978-1979 | BMW 633CSI | 3.2L L6 3210cc |
| | 1978-1979 | BMW 733i | 3.2L L6 3210cc |
| | 1979 | BMW 528i | 2.8L L6 2788cc |
| | 1985-1987 | BMW 735i | 3.5L L6 3430cc |
| US9128 | 1988-1994 | BMW 750iL | 5.0L V12 4988cc |
| US9130 | 1988-1991 | HONDA PRELUDE | 2.0L L4 1958cc |
| | 1990-1991 | HONDA PRELUDE | 2.1L L4 2056cc |
| US9131 | 1988-1991 | HONDA CIVIC | 1.6L L4 1590cc 97 CID |
| | 1988-1991 | HONDA CRX | 1.5L L4 1493cc |
| | 1988-1991 | HONDA CRX | 1.6L L4 1590cc 97 CID |
| | 1988-1995 | HONDA CIVIC | 1.5L L4 1493cc |
| | 1993-1995 | HONDA CIVIC DEL SOL | 1.5L L4 1493cc |
| | 1993-1995 | HONDA CIVIC DEL SOL | 1.6L L4 1590cc 97 CID |
| US9132 | 1988-1990 | HONDA PRELUDE | 2.0L L4 1958cc |
| US9132 | 1981-1982 | CHEVROLET LUV | 2.2L L4 134 CID |
| | 1981-1987 | ISUZU PICKUP | 2.2L L4 2238cc |

| USMW | Years | Application | Engine |
|--------|-----------|---------------------|------------------------|
| US9132 | 1986-1987 | ISUZU TROOPER | 2.2L L4 2238cc |
| US9133 | 1988-1991 | ISUZU TROOPER | 2.6L L4 2559cc |
| | 1988-1995 | ISUZU PICKUP | 2.6L L4 2559cc |
| | 1989-1994 | ISUZU AMIGO | 2.6L L4 2559cc |
| | 1991-1997 | ISUZU RODEO | 2.6L L4 2559cc |
| | 1994-1996 | HONDA PASSPORT | 2.6L L4 2559cc |
| US9134 | 1989 | ISUZU IMPULSE | 2.0L L4 1994cc |
| US9140 | 1986-1989 | TOYOTA CELICA | 2.0L L4 1998cc |
| | 1988-1993 | TOYOTA CELICA | 2.0L L4 1998cc 122 CID |
| | 1991-1995 | TOYOTA MR2 | 2.0L L4 1998cc 122 CID |
| US9141 | 1985-1995 | TOYOTA 4RUNNER | 2.4L L4 2366cc |
| | 1985-1995 | TOYOTA PICKUP | 2.4L L4 2366cc |
| | 1985 | TOYOTA CELICA | 2.4L L4 2366cc |
| US9142 | 1988-1990 | TOYOTA 4RUNNER | 3.0L V6 2959cc |
| | 1988-1990 | TOYOTA PICKUP | 3.0L V6 2959cc |
| US9145 | 1989-1992 | TOYOTA PICKUP | 3.0L V6 2959cc |
| | 1991-1992 | TOYOTA 4RUNNER | 3.0L V6 2959cc |
| US9146 | 1979 | VOLVO 262 | 2.7L V6 2673cc |
| | 1979 | VOLVO 264 | 2.7L V6 2673cc |
| | 1979 | VOLVO 265 | 2.7L V6 2673cc |
| | 1980-1981 | VOLVO 262 | 2.8L V6 2849cc |
| | 1980-1981 | VOLVO 265 | 2.8L V6 2849cc |
| | 1980-1982 | VOLVO 264 | 2.8L V6 2849cc |
| US9147 | 1976-1978 | VOLVO 262 | 2.7L V6 2673cc |
| | 1976-1978 | VOLVO 264 | 2.7L V6 2673cc |
| | 1976-1978 | VOLVO 265 | 2.7L V6 2673cc |
| US9148 | 1983-1990 | VOLVO 760 | 2.8L V6 2849cc |
| | 1987-1990 | VOLVO 780 | 2.8L V6 2849cc |
| US9149 | 1977-1979 | BMW 320i | 2.0L L4 1990cc 121 CID |
| | 1980-1983 | BMW 320i | 1.8L L4 1766cc 107 CID |
| US9150 | 1986-1991 | VOLKSWAGEN VANAGON | 2.1L H4 2109cc |
| US9151 | 1988-1991 | BMW M3 | 2.3L L4 2302cc |
| US9152 | 1984-1985 | BMW 318i | 1.8L L4 1766cc 107 CID |
| | 1986 | BMW 318 (MEX) | 1.8L L4 1800cc 110 CID |
| US9153 | 1975-1976 | BMW 2002 | 2.0L L4 1990cc 121 CID |
| US9154 | 1984-1985 | LINCOLN CONTINENTAL | 2.4L L6 146 CID |
| | 1984-1985 | LINCOLN MARK VII | 2.4L L6 146 CID |
| | 1985-1986 | BMW 524TD | 2.4L L6 2443cc |
| US9155 | 1988-1992 | TOYOTA LAND CRUISER | 4.0L L6 3956cc |
| US9157 | 1980 | SAAB 99 | 2.0L L4 1985cc |
| | 1980 | SAAB 900 | 2.0L L4 1985cc |
| US9158 | 1980 | SAAB 99 | 2.0L L4 1985cc |
| US9160 | 1989 | ISUZU I-MARK | 1.6L L4 1588cc |
| US9161 | 1985-1989 | SUBARU DL | 1.8L H4 1781cc |
| | 1985-1989 | SUBARU GL | 1.8L H4 1781cc |
| | 1985-1989 | SUBARU GL-10 | 1.8L H4 1781cc |
| | 1986-1989 | SUBARU RX | 1.8L H4 1781cc |
| | 1990-1994 | SUBARU LOYALE | 1.8L H4 1781cc |
| US9162 | 1990-1992 | NISSAN STANZA | 2.4L L4 2389cc |
| | 1990 | NISSAN AXXESS | 2.4L L4 2389cc |
| US9163 | 1988-1989 | JAGUAR VANDEN PLAS | 3.6L L6 3590cc |
| | 1988-1989 | JAGUAR XJ6 | 3.6L L6 3590cc |
| | 1990-1992 | JAGUAR VANDEN PLAS | 4.0L L6 3980cc |
| | 1990-1992 | JAGUAR XJ6 | 4.0L L6 3980cc |
| | 1993-1994 | JAGUAR XJS | 4.0L L6 3980cc |
| US9164 | 1982-1987 | JAGUAR VANDEN PLAS | 4.2L L6 4235cc |
| | 1982-1987 | JAGUAR XJ6 | 4.2L L6 4235cc |
| US9165 | 1975-1979 | JAGUAR XJ12 | 5.3L V12 5343cc |
| | 1976-1992 | JAGUAR XJS | 5.3L V12 5343cc |
| | 1993 | JAGUAR XJRS | 6.0L V12 5994cc |
| | 1994-1995 | JAGUAR XJS | 6.0L V12 5994cc |
| | 1994-1996 | JAGUAR XJ12 | 6.0L V12 5994cc |
| US9166 | 1988-1991 | MAZDA 929 | 3.0L V6 2954cc 180 CID |
| | 1989-1995 | MAZDA MPV | 3.0L V6 2954cc 180 CID |
| US9167 | 1989-1993 | MAZDA B2600 | 2.6L L4 2606cc |
| | 1989-1994 | MAZDA MPV | 2.6L L4 2606cc |
| US9168 | 1989-1992 | MINI COOPER | 2.0L L4 1997cc 122 CID |
| | 1992 | EAGLE SUMMIT | 2.4L L4 2351cc |
| | 1992 | MINI COOPER | 2.4L L4 2351cc |

| USMW | Years | Application | Engine |
|--------|-----------|---------------------------|------------------------|
| | 1992 | PLYMOUTH COLT | 2.4L L4 2351cc |
| US9171 | 1988-1991 | AUDI 90 | 2.3L L5 2309cc |
| | 1988-1991 | AUDI 90 QUATTRO | 2.3L L5 2309cc |
| | 1988-1992 | AUDI 80 QUATTRO | 2.3L L5 2309cc |
| | 1989-1991 | AUDI 100 | 2.3L L5 2309cc |
| | 1989-1991 | AUDI 200 | 2.2L L5 2226cc |
| | 1989-1991 | AUDI 100 QUATTRO | 2.3L L5 2309cc |
| | 1989-1991 | AUDI 200 QUATTRO | 2.2L L5 2226cc |
| | 1990-1991 | AUDI COUPE QUATTRO | 2.3L L5 2309cc |
| | 1991-1992 | AUDI 80 | 2.3L L5 2309cc |
| US9172 | 1975-1978 | MERCEDES-BENZ 230 | 2.3L L4 2307cc |
| | 1975-1982 | MERCEDES-BENZ 300D | 3.0L L5 3005cc |
| | 1975-1983 | MERCEDES-BENZ 240D | 2.4L L4 2404cc |
| | 1978-1982 | MERCEDES-BENZ 300CD | 3.0L L5 3005cc |
| | 1978-1982 | MERCEDES-BENZ 300SD | 3.0L L5 3005cc |
| | 1981-1982 | MERCEDES-BENZ 300TD | 3.0L L5 3005cc |
| | 1983-1985 | MERCEDES-BENZ 300CD | 3.0L L5 2998cc |
| | 1983-1985 | MERCEDES-BENZ 300D | 3.0L L5 2998cc |
| | 1983-1985 | MERCEDES-BENZ 300SD | 3.0L L5 2998cc |
| | 1983-1985 | MERCEDES-BENZ 300TD | 3.0L L5 2998cc |
| | 1989 | MERCEDES-BENZ 300D (MEX) | 3.0L L6 2985cc 182 CID |
| US9173 | 1984 | MERCEDES-BENZ 190E | 2.3L L4 2299cc |
| US9175 | 1985-1993 | MERCEDES-BENZ 190E | 2.3L L4 2299cc |
| | 1986-1991 | MERCEDES-BENZ 230E (MEX) | 2.3L L4 2300cc 140 CID |
| US9176 | 1975-1976 | MERCEDES-BENZ 450SE | 4.5L V8 4520cc |
| | 1975-1980 | MERCEDES-BENZ 450SEL | 4.5L V8 4520cc |
| | 1975-1980 | MERCEDES-BENZ 450SL | 4.5L V8 4520cc |
| | 1975-1980 | MERCEDES-BENZ 450SLC | 4.5L V8 4520cc |
| US9177 | 1977-1982 | PORSCHE 924 | 2.0L L4 1983cc |
| US9179 | 1965-1967 | NISSAN 411 | 1.3L L4 1299cc 79 CID |
| | 1965-1968 | NISSAN 520 PICKUP | 1.3L L4 1299cc 79 CID |
| | 1965-1969 | NISSAN PICKUP (MEX) | 1.3L L4 1300cc 79 CID |
| | 1968-1969 | NISSAN 521 PICKUP | 1.3L L4 1299cc 79 CID |
| | 1990-1992 | NISSAN ICHI VAN (MEX) | 1.8L L4 1800cc 110 CID |
| | 1991-1994 | NISSAN PICKUP (MEX) | 1.8L L4 1800cc 110 CID |
| US9180 | 1967-1971 | TOYOTA CROWN | 2.3L L6 2253cc 138 CID |
| | 1974-1976 | TOYOTA MARK II | 2.6L L6 2563cc |
| | 1978-1979 | TOYOTA CRESSIDA | 2.6L L6 2563cc |
| | 1979 | TOYOTA CELICA | 2.6L L6 2563cc |
| US9181 | 1968-1970 | TOYOTA CORONA | 1.9L L4 1897cc 116 CID |
| US9189 | 1979-1980 | TOYOTA LAND CRUISER | 4.2L L6 4227cc |
| US9193 | 1980-1987 | PEUGEOT 505 | 2.0L L4 1971cc |
| US9195 | 1984-1985 | MERCEDES-BENZ 190D | 2.2L L4 2197cc |
| US9198 | 1981-1983 | NISSAN 720 | 2.2L L4 2164cc |
| | 1983-1986 | NISSAN 720 | 2.5L L4 2488cc |
| US9200 | 1984-1985 | TOYOTA PICKUP | 2.4L L4 2446cc |
| US9201 | 1990-1996 | NISSAN 300ZX | 3.0L V6 2960cc |
| US9202 | 1986-1987 | MERCEDES-BENZ 300TE (MEX) | 3.0L L6 2962cc 180 CID |
| | 1986-1993 | MERCEDES-BENZ 300E | 3.0L L6 2962cc |
| | 1986 | MERCEDES-BENZ 300SL (MEX) | 3.0L L6 2962cc 180 CID |
| | 1987-1989 | MERCEDES-BENZ 260E | 2.6L L6 2599cc |
| | 1987-1989 | MERCEDES-BENZ 260SE (MEX) | 2.6L L6 2599cc 158 CID |
| | 1987-1993 | MERCEDES-BENZ 190E | 2.6L L6 2599cc |
| | 1988-1989 | MERCEDES-BENZ 300CE | 3.0L L6 2962cc |
| | 1988-1991 | MERCEDES-BENZ 300SE | 3.0L L6 2962cc |
| | 1988-1991 | MERCEDES-BENZ 300SEL | 3.0L L6 2962cc |
| | 1988-1993 | MERCEDES-BENZ 300TE | 3.0L L6 2962cc |
| | 1990-1992 | MERCEDES-BENZ 300E | 2.6L L6 2599cc |
| | 1992 | MERCEDES-BENZ 260E (MEX) | 2.6L L6 2599cc 158 CID |
| | 1993 | MERCEDES-BENZ 300CE (MEX) | 3.0L L6 2962cc 180 CID |
| US9203 | 1966-1969 | FIAT 124 | 1.2L L4 1197cc 73 CID |
| | 1970-1973 | FIAT 124 | 1.4L L4 1438cc 88 CID |
| | 1971-1973 | FIAT 124 | 1.6L L4 1608cc |
| US9206 | 1989-1998 | NISSAN 240SX | 2.4L L4 2389cc |
| | 1990-1994 | NISSAN D21 | 2.4L L4 2389cc |
| | 1991-1994 | NISSAN ICHI VAN (MEX) | 2.4L L4 2389cc 146 CID |
| | 1991-2008 | NISSAN PICKUP (MEX) | 2.4L L4 2389cc 146 CID |
| | 1995-1997 | NISSAN PICKUP | 2.4L L4 2389cc |
| | 1998-2004 | NISSAN FRONTIER | 2.4L L4 2389cc |

| USMW | Years | Application | Engine | |
|-----------|----------------|-----------------------|------------------------|-----------------------|
| US9206 | 2000-2004 | NISSAN XTERRA | 2.4L L4 2389cc | |
| | 2000-2005 | NISSAN URVAN (MEX) | 2.4L L4 2389cc 146 CID | |
| | 2006-2007 | NISSAN URVAN (MEX) | 2.4L L4 2392cc 146 CID | |
| | 2008 | NISSAN FRONTIER (MEX) | 2.4L L4 2389cc 146 CID | |
| | 2009-2012 | NISSAN NP300 (MEX) | 2.4L L4 2389cc 146 CID | |
| | 2012 | NISSAN NP300 (MEX) | 2.5L L4 2488cc 151 CID | |
| US9207 | 1989-1990 | NISSAN PULSAR NX | 1.6L L4 1597cc 97 CID | |
| | 1989-1990 | NISSAN SENTRA | 1.6L L4 1597cc 97 CID | |
| US9208 | 1989-1991 | MAZDA RX-7 | 1.3L R2 1308cc | |
| US9209 | 1990-1997 | HONDA ACCORD | 2.2L L4 2156cc | |
| | 1992-1996 | HONDA PRELUDE | 2.2L L4 2156cc | |
| | 1995-1997 | HONDA ODYSSEY | 2.2L L4 2156cc | |
| | 1996-1997 | ISUZU OASIS | 2.2L L4 2156cc | |
| | 1997 | ACURA CL | 2.2L L4 2156cc | |
| | 1998-1999 | ACURA CL | 2.3L L4 2254cc | |
| | 1998-2002 | HONDA ACCORD | 2.3L L4 2254cc | |
| | 1998 | HONDA ODYSSEY | 2.3L L4 2234cc | |
| | 1998 | ISUZU OASIS | 2.3L L4 2254cc | |
| | 1999 | ISUZU OASIS | 2.3L L4 2234cc | |
| US9211 | 1975-1982 | JAGUAR XJ6 | 4.2L L6 4235cc | |
| US9212 | 1990-1992 | MITSUBISHI GALANT | 2.0L L4 1997cc 122 CID | |
| | 1990-1994 | EAGLE TALON | 2.0L L4 1997cc 122 CID | |
| | 1990-1994 | MITSUBISHI ECLIPSE | 2.0L L4 1997cc 122 CID | |
| | 1990-1994 | PLYMOUTH LASER | 2.0L L4 1997cc 122 CID | |
| | 1992-1998 | HYUNDAI SONATA | 2.0L L4 1997cc | |
| | 1993-1995 | HYUNDAI ELANTRA | 1.8L L4 1836cc | |
| US9213 | 1991-1993 | NISSAN NX | 2.0L L4 1998cc | |
| | 1991-1996 | INFINITI G20 | 2.0L L4 1998cc | |
| | 1991-2001 | NISSAN SENTRA | 2.0L L4 1998cc | |
| | 1993-1996 | NISSAN TSURU (MEX) | 2.0L L4 1998cc 122 CID | |
| | 1995-1998 | NISSAN 200SX | 2.0L L4 1998cc | |
| | 1996-1997 | NISSAN SENTRA (MEX) | 2.0L L4 1998cc 122 CID | |
| | 1996-2000 | NISSAN LUCINO (MEX) | 2.0L L4 1998cc 122 CID | |
| | 1999-2002 | INFINITI G20 | 2.0L L4 2000cc | |
| | 2000 | NISSAN SENTRA (MEX) | 1.6L L4 1597cc 97 CID | |
| | US9214 | 1988-2013 | NISSAN TSURU (MEX) | 1.6L L4 1597cc 97 CID |
| 1991-1993 | | NISSAN NX | 1.6L L4 1597cc 97 CID | |
| 1991-1999 | | NISSAN SENTRA | 1.6L L4 1597cc 97 CID | |
| 1993-2004 | | NISSAN TSBAME (MEX) | 1.6L L4 1597cc 97 CID | |
| 1995-1997 | | NISSAN TSURU (MEX) | 1.6L L4 1598cc 97 CID | |
| 1995-1998 | | NISSAN 200SX | 1.6L L4 1597cc 97 CID | |
| 1996-2000 | | NISSAN LUCINO (MEX) | 1.6L L4 1597cc 97 CID | |
| US9215 | | 2002-2005 | SUBARU IMPREZA | 2.0L H4 1994cc |
| | | 2004-2006 | SUBARU BAJA | 2.5L H4 2458cc |
| | | 2004-2007 | SUBARU FORESTER | 2.5L H4 2458cc |
| | 2004-2014 | SUBARU IMPREZA | 2.5L H4 2458cc | |
| | 2005-2009 | SUBARU LEGACY | 2.5L H4 2458cc | |
| | 2005-2009 | SUBARU OUTBACK | 2.5L H4 2458cc | |
| | 2005 | SAAB 9-2X | 2.0L H4 1994cc | |
| | 2006 | SAAB 9-2X | 2.5L H4 2458cc | |
| | 2010 | SUBARU FORESTER (MEX) | 2.5L L4 2457cc 150 CID | |
| | 2010 | SUBARU IMPREZA (MEX) | 2.5L L4 2457cc 150 CID | |
| | 2012-2014 | SUBARU WRX (MEX) | 2.5L L4 2457cc 150 CID | |
| | 2013 | SUBARU LEGACY (MEX) | 2.5L L4 2457cc 150 CID | |
| 2015 | SUBARU WRX STI | 2.5L H4 2458cc | | |
| US9216 | 1991-1997 | TOYOTA PREVIA | 2.4L L4 2438cc | |
| US9218 | 1991-1995 | ACURA LEGEND | 3.2L V6 3206cc | |
| US9219 | 1991-2005 | ACURA NSX | 3.0L V6 2977cc | |
| | 1997-2005 | ACURA NSX | 3.2L V6 3179cc | |
| US9220 | 1990-1991 | GEO STORM | 1.6L L4 1588cc 98 CID | |
| | 1990-1992 | ISUZU IMPULSE | 1.6L L4 1588cc | |
| | 1991 | ISUZU STYLUS | 1.6L L4 1588cc | |
| US9221 | 1990-1993 | GEO STORM | 1.6L L4 1588cc 98 CID | |
| | 1991-1993 | ISUZU STYLUS | 1.6L L4 1588cc | |
| | 1992-1993 | GEO STORM | 1.8L L4 1809cc 110 CID | |
| | 1992 | ISUZU IMPULSE | 1.8L L4 1809cc 110 CID | |
| | 1992 | ISUZU STYLUS | 1.8L L4 1809cc 110 CID | |
| US9222 | 1990-1992 | MERCEDES-BENZ 300CE | 3.0L L6 2962cc | |
| | 1990-1993 | MERCEDES-BENZ 300SL | 3.0L L6 2962cc | |

| USMW | Years | Application | Engine |
|-----------|---------------------|----------------------------|-------------------------|
| US9223 | 1990-1999 | SUBARU LEGACY | 2.2L H4 2212cc |
| | 1993-1997 | SUBARU IMPREZA | 1.8L H4 1781cc |
| | 1995-2001 | SUBARU IMPREZA | 2.2L H4 2212cc |
| | 1996-2005 | SUBARU LEGACY | 2.5L H4 2458cc |
| | 1998-2005 | SUBARU FORESTER | 2.5L H4 2458cc |
| | 1998-2005 | SUBARU IMPREZA | 2.5L H4 2458cc |
| | 2000-2005 | SUBARU OUTBACK | 2.5L H4 2458cc |
| | 2003-2006 | SUBARU BAJA | 2.5L H4 2458cc |
| | 2005 | SAAB 9-2X | 2.5L H4 2458cc |
| | 2008-2009 | SUBARU IMPREZA (MEX) | 2.0L L4 1983cc 121 CID |
| 2008 | SUBARU LEGACY (MEX) | 2.0L L4 1987cc 122 CID | |
| US9224 | 1990-1995 | ACURA INTEGRA | 1.8L L4 1834cc |
| US9226 | 1990-1991 | AUDI V8 QUATTRO | 3.6L V8 3562cc |
| | 1992-1994 | AUDI V8 QUATTRO | 4.2L V8 4172cc |
| US9227 | 1982 | SUZUKI SJ410 | 1.0L L3 993cc 61 CID |
| | 1983-1984 | SUZUKI SJ410 | 1.0L L4 970cc 59 CID |
| US9228 | 1986-1987 | MERCEDES-BENZ 300SDL | 3.0L L6 2998cc |
| | 1986-1989 | MERCEDES-BENZ 190D | 2.5L L5 2497cc |
| | 1986 | MERCEDES-BENZ 250D (MEX) | 2.5L L5 2497cc 152 CID |
| | 1986 | MERCEDES-BENZ 300D (MEX) | 3.0L L5 2998cc 182 CID |
| | 1987 | MERCEDES-BENZ 300D | 3.0L L6 2998cc |
| | 1987 | MERCEDES-BENZ 300TD | 3.0L L6 2998cc |
| | 1990-1991 | MERCEDES-BENZ 350SDL | 3.4L L6 3449cc |
| | 1990-1993 | MERCEDES-BENZ 300D | 2.5L L5 2497cc |
| | 1990 | MERCEDES-BENZ 190DT (MEX) | 2.5L L5 2497cc 152 CID |
| | 1991 | MERCEDES-BENZ 350SD | 3.4L L6 3449cc |
| | 1992-1993 | MERCEDES-BENZ 300SD | 3.4L L6 3449cc |
| | 1994-1995 | MERCEDES-BENZ S350 | 3.4L L6 3449cc |
| | 1995-1999 | MERCEDES-BENZ E300 | 3.0L L6 2996cc |
| US9230 | 1981-1983 | MERCEDES-BENZ 380SEL | 3.8L V8 3839cc |
| | 1981-1985 | MERCEDES-BENZ 380SL | 3.8L V8 3839cc |
| | 1981 | MERCEDES-BENZ 380SLC | 3.8L V8 3839cc |
| | 1982-1983 | MERCEDES-BENZ 380SEC | 3.8L V8 3839cc |
| | 1984-1985 | MERCEDES-BENZ 380SE | 3.8L V8 3839cc |
| | 1984-1985 | MERCEDES-BENZ 500SEC | 5.0L V8 4973cc |
| | 1984-1985 | MERCEDES-BENZ 500SEL | 5.0L V8 4973cc |
| | 1986 | MERCEDES-BENZ 500SE (MEX) | 5.0L V8 4973cc 303 CID |
| | 1986 | MERCEDES-BENZ 500SL (MEX) | 5.0L V8 4973cc 303 CID |
| | 1987 | MERCEDES-BENZ 500SEC (MEX) | 5.0L V8 4973cc 303 CID |
| US9231 | 1986-1989 | MERCEDES-BENZ 560SL | 5.6L V8 5547cc |
| | 1986-1991 | MERCEDES-BENZ 420SEL | 4.2L V8 4196cc |
| | 1986-1991 | MERCEDES-BENZ 560SEC | 5.6L V8 5547cc |
| | 1986-1991 | MERCEDES-BENZ 560SEL | 5.6L V8 5547cc |
| | 1986 | MERCEDES-BENZ 420SE (MEX) | 4.2L V8 4196cc 256 CID |
| | 1986 | MERCEDES-BENZ 420SL (MEX) | 4.2L V8 4196cc 256 CID |
| | 1986 | MERCEDES-BENZ 560SE (MEX) | 5.6L V8 5547cc 338 CID |
| | 1994-1996 | MERCEDES-BENZ 560SEL (MEX) | 5.6L V8 5547cc 338 CID |
| US9232 | 1982 | SUZUKI SJ410 | 1.0L L3 993cc 61 CID |
| | 1983-1984 | SUZUKI SJ410 | 1.0L L4 970cc 59 CID |
| US9234 | 1986 | BMW 525i (MEX) | 2.5L L6 2494cc 152 CID |
| | 1991-1993 | BMW M5 | 3.6L L6 3553cc |
| | US9236 | 1990 | BMW 850i (MEX) |
| 1991-1992 | | BMW 850i | 5.0L V12 4988cc |
| 1993-1994 | | BMW 850Ci | 5.0L V12 4988cc |
| 1994-1995 | | BMW 850CSi | 5.6L V12 5576cc |
| 1995 | | BMW 850 (MEX) | 5.0L V12 5000cc 305 CID |
| 1996-1997 | | BMW 850Ci (MEX) | 5.0L V12 5000cc 305 CID |
| US9237 | 1989-1992 | DAIHATSU CHARADE | 1.3L L4 1295cc |
| US9238 | 1988-1992 | DAIHATSU CHARADE | 1.0L L3 993cc 61 CID |
| US9239 | 1990-1993 | INFINITI Q45 | 4.5L V8 4494cc |
| US9241 | 1987-1991 | PORSCHE 928 | 5.0L V8 4950cc |
| | 1993-1995 | PORSCHE 928 | 5.4L V8 5392cc |
| US9242 | 1978-1982 | PORSCHE 928 | 4.5L V8 4474cc |
| | 1983-1984 | PORSCHE 928 | 4.7L V8 4671cc |
| | 1985-1986 | PORSCHE 928 | 5.0L V8 4950cc |
| US9243 | 1989 | PORSCHE 944 | 2.7L L4 2688cc |
| | 1989 | PORSCHE 944 | 3.0L L4 2999cc |
| | 1990-1991 | PORSCHE 944 | 3.0L L4 2983cc |
| US9245 | 1983-1989 | PORSCHE 944 | 2.5L L4 2475cc |

| USMW | Years | Application | Engine |
|--------|-----------|---------------------|------------------------|
| US9245 | 1987-1988 | PORSCHE 924 | 2.5L L4 2475cc |
| US9250 | 1992-1995 | HONDA CIVIC | 1.5L L4 1493cc |
| | 1992-1995 | HONDA CIVIC | 1.6L L4 1590cc 97 CID |
| US9251 | 1992-1996 | HONDA PRELUDE | 2.3L L4 2259cc |
| US9252 | 1992-1994 | NISSAN MAXIMA | 3.0L V6 2960cc 181 CID |
| US9253 | 1992-1994 | ACURA VIGOR | 2.5L L5 2451cc |
| | 1995-1998 | ACURA TL | 2.5L L5 2451cc |
| US9254 | 1992-1997 | SUBARU SVX | 3.3L H6 3318cc |
| US9255 | 1993-1994 | SUBARU LEGACY | 2.2L H4 2212cc |
| | 2008-2013 | SUBARU FORESTER | 2.5L H4 2458cc |
| | 2008-2014 | SUBARU IMPREZA | 2.5L H4 2458cc |
| US9256 | 1992-1999 | LEXUS SC300 | 3.0L L6 2997cc |
| | 1993-1997 | LEXUS GS300 | 3.0L L6 2997cc |
| US9257 | 1990-1995 | LEXUS LS400 | 4.0L V8 3967cc |
| | 1992-1995 | LEXUS SC400 | 4.0L V8 3967cc |
| | 1996-2000 | LEXUS LS400 | 4.0L V8 3969cc |
| | 1996-2000 | LEXUS SC400 | 4.0L V8 3969cc |
| | 1998-2000 | LEXUS GS400 | 4.0L V8 3969cc |
| | 1998-2007 | LEXUS LX470 | 4.7L V8 4663cc 285 CID |
| | 1998-2007 | TOYOTA LAND CRUISER | 4.7L V8 4663cc 285 CID |
| | 2000-2009 | TOYOTA TUNDRA | 4.7L V8 4663cc 285 CID |
| | 2001-2006 | LEXUS LS430 | 4.3L V8 4293cc |
| | 2001-2007 | LEXUS GS430 | 4.3L V8 4293cc |
| | 2001-2009 | TOYOTA SEQUOIA | 4.7L V8 4663cc 285 CID |
| | 2002-2010 | LEXUS SC430 | 4.3L V8 4293cc |
| | 2003-2009 | LEXUS GX470 | 4.7L V8 4663cc 285 CID |
| | 2003-2009 | TOYOTA 4RUNNER | 4.7L V8 4663cc 285 CID |
| US9258 | 1988-1991 | TOYOTA CAMRY | 2.5L V6 2508cc |
| | 1990-1991 | LEXUS ES250 | 2.5L V6 2508cc |
| | 1992-1993 | LEXUS ES300 | 3.0L V6 2959cc |
| | 1992-1993 | TOYOTA CAMRY | 3.0L V6 2959cc |
| US9259 | 1993-1994 | FORD PROBE | 2.5L V6 2450cc 152 CID |
| US9260 | 1992-1995 | MAZDA 929 | 3.0L V6 2954cc 180 CID |
| US9261 | 1991-2005 | BMW 525I | 2.5L L6 2494cc 152 CID |
| | 1992-1995 | BMW 325IS | 2.5L L6 2494cc 152 CID |
| | 1992-2005 | BMW 325I | 2.5L L6 2494cc 152 CID |
| | 1994-1996 | BMW M3 (MEX) | 3.0L L6 2990cc 182 CID |
| | 1995 | BMW M3 | 3.0L L6 2990cc |
| | 1996-1999 | BMW 328IS | 2.8L L6 2793cc |
| | 1996-1999 | BMW M3 | 3.2L L6 3152cc |
| | 1996-2000 | BMW 328I | 2.8L L6 2793cc |
| | 1996-2013 | BMW 325I (MEX) | 2.5L L6 2494cc 152 CID |
| | 1996 | BMW 528 (MEX) | 2.8L L6 2800cc 173 CID |
| | 1997-1998 | BMW 323I (MEX) | 2.5L L6 2494cc 152 CID |
| | 1997-2000 | BMW 528I | 2.8L L6 2793cc |
| | 1997-2000 | BMW Z3 | 2.8L L6 2793cc |
| | 1997 | BMW 728I (MEX) | 2.8L L6 2788cc 170 CID |
| | 1998-1999 | BMW 323IS | 2.5L L6 2494cc 152 CID |
| | 1998-2000 | BMW 323I | 2.5L L6 2494cc 152 CID |
| | 1998-2000 | BMW Z3 | 3.2L L6 3152cc |
| | 1999-2002 | BMW Z3 | 2.5L L6 2494cc 152 CID |
| | 2000 | BMW 323CI | 2.5L L6 2494cc 152 CID |
| | 2000 | BMW 328CI | 2.8L L6 2793cc |
| | 2000 | BMW Z3 (MEX) | 2.0L L6 1991cc 121 CID |
| | 2001-2002 | BMW Z3 | 3.0L L6 2979cc |
| | 2001-2005 | BMW 320I (MEX) | 2.2L L6 2171cc 132 CID |
| | 2001-2005 | BMW 325XI | 2.5L L6 2494cc 152 CID |
| | 2001-2005 | BMW 330I | 3.0L L6 2979cc |
| | 2001-2005 | BMW 330XI | 3.0L L6 2979cc |
| | 2001-2005 | BMW 530I | 3.0L L6 2979cc |
| | 2001-2006 | BMW 325CI | 2.5L L6 2494cc 152 CID |
| | 2001-2006 | BMW 330CI | 3.0L L6 2979cc |
| | 2001-2006 | BMW X5 | 3.0L L6 2979cc |
| | 2001 | BMW Z3 (MEX) | 2.2L L6 2171cc 132 CID |
| | 2003-2005 | BMW Z4 | 2.5L L6 2494cc 152 CID |
| | 2003-2005 | BMW Z4 | 3.0L L6 2979cc |
| | 2004-2005 | BMW X3 | 2.5L L6 2494cc 152 CID |
| | 2004-2006 | BMW X3 | 3.0L L6 2979cc |
| | 2006-2009 | BMW X3 (MEX) | 2.5L L6 2494cc 152 CID |

| USMW | Years | Application | Engine |
|--------|-----------|----------------------------|-------------------------|
| | 2006-2010 | BMW 130I (MEX) | 3.0L L6 2996cc 183 CID |
| | 2006-2010 | BMW 325I (MEX) | 2.5L L6 2497cc 152 CID |
| | 2007-2009 | BMW Z4 (MEX) | 2.5L L6 2494cc 152 CID |
| | 2007 | BMW 330I (MEX) | 3.0L L6 2996cc 183 CID |
| | 2010-2009 | BMW 525I (MEX) | 2.5L L6 2497cc 152 CID |
| | 2010-2009 | BMW 530I (MEX) | 3.0L L6 2996cc 183 CID |
| | 2010 | BMW X3 (MEX) | 2.5L L6 2497cc 152 CID |
| US9262 | 1992-1994 | VOLKSWAGEN CORRADO | 2.8L V6 2792cc |
| | 1993-1997 | VOLKSWAGEN PASSAT | 2.8L V6 2792cc |
| | 1994-2002 | VOLKSWAGEN JETTA | 2.8L V6 2792cc |
| | 1995-2001 | VOLKSWAGEN GOLF | 2.8L V6 2792cc |
| | 1997-2002 | VOLKSWAGEN EUROVAN | 2.8L V6 2792cc |
| | 1997 | VOLKSWAGEN PASSAT (MEX) | 2.8L V6 2788cc 170 CID |
| | 2001-2003 | VOLKSWAGEN EUROVAN (MEX) | 2.5L L5 2461cc 150 CID |
| | 2002-2008 | SEAT ALHAMBRA (MEX) | 2.8L V6 2792cc 170 CID |
| | 2010 | VOLKSWAGEN BORA (MEX) | 2.5L L5 2480cc 151 CID |
| US9263 | 1992-1994 | AUDI 100 | 2.8L V6 2771cc |
| | 1992-1994 | AUDI 100 QUATTRO | 2.8L V6 2771cc |
| | 1993-1994 | AUDI 90 QUATTRO | 2.8L V6 2771cc |
| | 1993-1995 | AUDI 90 | 2.8L V6 2771cc |
| | 1994-1995 | AUDI CABRIOLET | 2.8L V6 2771cc |
| | 1995 | AUDI A6 | 2.8L V6 2771cc |
| | 1995 | AUDI A6 QUATTRO | 2.8L V6 2771cc |
| US9264 | 1990-1994 | SAAB 9000 | 2.3L L4 2290cc 140 CID |
| | 1991-1998 | SAAB 9000 | 2.3L L4 2290cc |
| US9265 | 1992-1995 | PORSCHE 968 | 3.0L L4 2983cc |
| US9266 | 1993-1995 | MAZDA RX-7 | 1.3L R2 1308cc |
| US9268 | 1993-1997 | INFINITI J30 | 3.0L V6 2960cc 181 CID |
| US9269 | 1993-1997 | TOYOTA LAND CRUISER | 4.5L L6 4477cc |
| | 1996-1997 | LEXUS LX450 | 4.5L L6 4477cc |
| US9270 | 1993-2001 | NISSAN ALTIMA | 2.4L L4 2389cc |
| US9271 | 1993-1997 | GEO PRIZM | 1.6L L4 1588cc 98 CID |
| | 1993-1997 | TOYOTA COROLLA | 1.6L L4 1587cc |
| US9272 | 1993-1997 | GEO PRIZM | 1.8L L4 1788cc 110 CID |
| | 1993-1997 | TOYOTA COROLLA | 1.8L L4 1762cc 107 CID |
| | 1994-1997 | TOYOTA CELICA | 1.8L L4 1762cc 107 CID |
| US9273 | 1993-2001 | HONDA PRELUDE | 2.2L L4 2156cc |
| US9274 | 1993-1995 | VOLKSWAGEN EUROVAN | 2.5L L5 2459cc 150 CID |
| | 2004 | VOLKSWAGEN EUROVAN (MEX) | 2.5L L5 2461cc 150 CID |
| US9275 | 1991-1995 | BMW 318I | 1.8L L4 1796cc |
| | 1991-1995 | BMW 318IS | 1.8L L4 1796cc |
| | 1993-1994 | BMW M5 (MEX) | 3.4L L6 3430cc 209 CID |
| | 1995 | BMW 318TI | 1.8L L4 1796cc |
| | 1996-1997 | BMW 318IS | 1.9L L4 1895cc |
| | 1996-1998 | BMW 318I | 1.9L L4 1895cc |
| | 1996-1998 | BMW Z3 | 1.9L L4 1895cc |
| | 1996-1999 | BMW 318TI | 1.9L L4 1895cc |
| | 1997 | BMW 318I (MEX) | 1.8L L4 1800cc 110 CID |
| | 1999 | BMW Z3 (MEX) | 1.9L L4 1895cc 116 CID |
| US9276 | 1993-1994 | BMW 740I | 4.0L V8 3982cc |
| | 1993-1994 | BMW 740IL | 4.0L V8 3982cc |
| | 1994-1995 | BMW 530I | 3.0L V8 2997cc |
| | 1994-1995 | BMW 540I | 4.0L V8 3982cc |
| US9277 | 1991-1997 | MERCEDES-BENZ 600SEL (MEX) | 6.0L V12 5987cc 365 CID |
| | 1992-1993 | MERCEDES-BENZ 600SEL | 6.0L V12 5987cc |
| | 1993 | MERCEDES-BENZ 600SEC | 6.0L V12 5987cc |
| | 1993 | MERCEDES-BENZ 600SL | 6.0L V12 5987cc |
| | 1994-1997 | MERCEDES-BENZ 600SEC (MEX) | 6.0L V12 5987cc 365 CID |
| | 1994-1999 | MERCEDES-BENZ S600 | 6.0L V12 5987cc |
| | 1994-2002 | MERCEDES-BENZ SL600 | 6.0L V12 5987cc |
| | 1996-1997 | MERCEDES-BENZ 600CL (MEX) | 6.0L V12 5987cc 365 CID |
| | 1998-1999 | MERCEDES-BENZ CL600 | 6.0L V12 5987cc |
| | 2003 | MERCEDES-BENZ CL600 (MEX) | 5.8L V12 5786cc 353 CID |
| US9278 | 1992-1997 | ISUZU TROOPER | 3.2L V6 3165cc |
| | 1993-1997 | ISUZU RODEO | 3.2L V6 3165cc |
| | 1994-1997 | HONDA PASSPORT | 3.2L V6 3165cc |
| | 1996-1997 | ACURA SLX | 3.2L V6 3165cc |
| US9279 | 1992-1994 | AUDI S4 | 2.2L L5 2226cc |
| | 1995 | AUDI S6 | 2.2L L5 2226cc |

| USMW | Years | Application | Engine |
|--------|-----------|----------------------|------------------------|
| US9280 | 1993-1994 | JAGUAR VANDEN PLAS | 4.0L L6 3980cc |
| | 1993-1994 | JAGUAR XJ6 | 4.0L L6 3980cc |
| | 1993-1994 | JAGUAR XJS | 4.0L L6 3980cc |
| US9281 | 1965-1975 | RENAULT R8S (MEX) | 1.1L L4 1100cc 67 CID |
| US9282 | 1967-1972 | RENAULT R10 (MEX) | 1.3L L4 1300cc 79 CID |
| | 1968-1975 | RENAULT R8S (MEX) | 1.3L L4 1300cc 79 CID |
| | 1971-1983 | RENAULT R12 (MEX) | 1.3L L4 1300cc 79 CID |
| | 1977-1984 | RENAULT R5 (MEX) | 1.3L L4 1300cc 79 CID |
| | 1979-1983 | RENAULT R5 | 1.3L L4 1289cc 79 CID |
| | 1980-1982 | RENAULT R12 | 1.3L L4 1289cc 79 CID |
| US9284 | 1985 | NISSAN TSURU | 1.5L L4 1488cc |
| | 1985 | NISSAN TSURU (MEX) | 1.5L L4 1487cc 91 CID |
| | 1986-1987 | NISSAN TSURU | 1.6L L4 1597cc 97 CID |
| | 1986-1987 | NISSAN TSURU (MEX) | 1.6L L4 1597cc 97 CID |
| | 1988-1992 | NISSAN HIKARI | 1.6L L4 1597cc 97 CID |
| | 1988-1992 | NISSAN HIKARI (MEX) | 1.6L L4 1597cc 97 CID |
| US9288 | 1993-1995 | ACURA LEGEND | 3.2L V6 3206cc |
| US9289 | 1994-1995 | ACURA INTEGRA | 1.8L L4 1797cc |
| US9291 | 1993-1994 | TOYOTA T100 | 3.0L V6 2959cc |
| | 1993-1995 | TOYOTA 4RUNNER | 3.0L V6 2959cc |
| | 1993-1995 | TOYOTA PICKUP | 3.0L V6 2959cc |
| US9292 | 1992-2000 | LEXUS SC300 | 3.0L L6 2997cc |
| | 1993-1998 | TOYOTA SUPRA | 3.0L L6 2997cc |
| US9293 | 1994-1998 | TOYOTA T100 | 2.7L L4 2694cc |
| | 1995-2004 | TOYOTA TACOMA | 2.4L L4 2438cc |
| | 1995-2015 | TOYOTA TACOMA | 2.7L L4 2694cc |
| | 1996-2010 | TOYOTA 4RUNNER | 2.7L L4 2694cc |
| | 2004-2010 | TOYOTA HILUX (MEX) | 2.7L L4 2694cc 164 CID |
| | 2006-2012 | TOYOTA HIACE (MEX) | 2.7L L4 2694cc 164 CID |
| US9295 | 1975-1976 | MAZDA 808 | 1.6L L4 1587cc |
| | 1975-1976 | MAZDA B1600 | 1.6L L4 1586cc |
| US9299 | 1966-1969 | MERCEDES-BENZ 230 | 2.3L L6 2306cc 141 CID |
| | 1968-1969 | MERCEDES-BENZ 300SEL | 2.8L L6 2778cc |
| | 1968-1972 | MERCEDES-BENZ 250 | 2.5L L6 2496cc 152 CID |
| | 1969-1971 | MERCEDES-BENZ 280S | 2.8L L6 2778cc |
| | 1969-1971 | MERCEDES-BENZ 280SEL | 2.8L L6 2778cc |
| | 1969-1971 | MERCEDES-BENZ 280SL | 2.8L L6 2778cc |
| | 1969-1972 | MERCEDES-BENZ 280SE | 2.8L L6 2778cc |
| | 1970-1972 | MERCEDES-BENZ 250C | 2.8L L6 2778cc |
| | 1973-1976 | MERCEDES-BENZ 280 | 2.8L L6 2746cc |
| | 1973-1976 | MERCEDES-BENZ 280C | 2.8L L6 2746cc |
| | 1975-1976 | MERCEDES-BENZ 280S | 2.8L L6 2746cc |
| | 1977-1980 | MERCEDES-BENZ 280SE | 2.8L L6 2746cc |
| | 1978-1980 | MERCEDES-BENZ 280CE | 2.8L L6 2746cc |
| | 1978-1980 | MERCEDES-BENZ 280E | 2.8L L6 2746cc |
| | US9300 | 1977 | MAZDA 808 |
| US9301 | 1979-1982 | RENAULT R5 | 1.3L L4 1289cc 79 CID |
| US9304 | 1993-1996 | INFINITI Q45 | 4.5L V8 4494cc |
| US9305 | 1994-1995 | MAZDA MX-3 | 1.6L L4 1597cc |
| | 1994-2005 | MAZDA MIATA | 1.8L L4 1839cc |
| | 1995-1997 | KIA SEPHIA | 1.6L L4 1597cc |
| | 1995-1997 | KIA SEPHIA | 1.8L L4 1839cc |
| | 1995-1998 | MAZDA PROTEGE | 1.8L L4 1839cc |
| | 1995 | MAZDA PROTEGE | 1.5L L4 1489cc |
| | 1999-2001 | MAZDA PROTEGE | 1.6L L4 1589cc |
| US9306 | 1994-2003 | LEXUS ES300 | 3.0L V6 2995cc |
| | 1994-2006 | TOYOTA CAMRY | 3.0L V6 2995cc |
| | 1995-2004 | TOYOTA AVALON | 3.0L V6 2995cc |
| | 1996-1998 | LEXUS ES300 | 3.0L V6 2959cc |
| | 1998-2003 | TOYOTA SIENNA | 3.0L V6 2995cc |
| | 1999-2003 | LEXUS RX300 | 3.0L V6 2995cc |
| | 1999-2003 | TOYOTA SOLARA | 3.0L V6 2995cc |
| | 2001-2003 | TOYOTA HIGHLANDER | 3.0L V6 2995cc |
| | 2004-2006 | LEXUS ES330 | 3.3L V6 3300cc 202 CID |
| | 2004-2006 | LEXUS RX330 | 3.3L V6 3300cc 202 CID |
| | 2004-2006 | TOYOTA SIENNA | 3.3L V6 3300cc 202 CID |
| | 2004 | TOYOTA CAMRY | 3.3L V6 3300cc |
| | 2004 | TOYOTA HIGHLANDER | 3.3L V6 3300cc |
| | 2004 | TOYOTA SOLARA | 3.3L V6 3300cc |

| USMW | Years | Application | Engine |
|-----------|---------------------|----------------------------|------------------------|
| | 2005-2006 | TOYOTA CAMRY | 3.3L V6 3300cc 202 CID |
| | 2005-2008 | TOYOTA SOLARA | 3.3L V6 3300cc 202 CID |
| | 2005-2010 | TOYOTA HIGHLANDER | 3.3L V6 3300cc 202 CID |
| | 2006-2008 | LEXUS RX400H | 3.3L V6 3300cc 202 CID |
| | 2006-2008 | LEXUS RX400H | 3.3L V6 3300cc 202 CID |
| US9307 | 1994-1998 | SAAB 900 | 2.0L L4 1985cc |
| | 1994-1998 | SAAB 900 | 2.3L L4 2290cc 140 CID |
| | 1999 | SAAB 42616 | 2.0L L4 1985cc |
| | 1999 | SAAB 42616 | 2.3L L4 2290cc 140 CID |
| | 1999 | SAAB 42618 | 2.3L L4 2290cc 140 CID |
| | 2000-2002 | SAAB 9-3 | 2.3L L4 2290cc 140 CID |
| | 2000-2003 | SAAB 9-3 | 2.0L L4 1985cc |
| | 2000-2009 | SAAB 9-5 | 2.3L L4 2290cc 140 CID |
| | 2000-2009 | SAAB 9-5 | 2.3L L4 2290cc 140 CID |
| US9309 | 1995-2001 | NISSAN MAXIMA | 3.0L V6 2988cc 182 CID |
| | 1996-2001 | INFINITI I30 | 3.0L V6 2988cc 182 CID |
| | 2001-2003 | INFINITI QX4 | 3.5L V6 3498cc |
| | 2001-2004 | NISSAN PATHFINDER | 3.5L V6 3498cc |
| US9310 | 1994-1996 | MITSUBISHI MONTERO | 3.5L V6 3497cc 215 CID |
| US9311 | 1996-1997 | MERCEDES-BENZ C36 AMG | 3.6L L6 3606cc |
| US9313 | 1993 | MERCEDES-BENZ 300CE | 3.2L L6 3199cc |
| | 1993 | MERCEDES-BENZ 300E | 2.8L L6 2799cc |
| | 1993 | MERCEDES-BENZ 300E | 3.2L L6 3199cc |
| | 1993 | MERCEDES-BENZ 300TE | 3.2L L6 3199cc |
| | 1994-1995 | MERCEDES-BENZ C280 | 2.8L L6 2799cc |
| | 1994-1995 | MERCEDES-BENZ E320 | 3.2L L6 3199cc |
| | 1994-1996 | MERCEDES-BENZ SL320 | 3.2L L6 3199cc |
| US9314 | 1994-1996 | MERCEDES-BENZ C220 | 2.2L L4 2199cc |
| | 1994 | MERCEDES-BENZ 220E (MEX) | 2.2L L4 2199cc 134 CID |
| | 1997-1998 | MERCEDES-BENZ C230 | 2.3L L4 2295cc |
| US9315 | 1997 | MERCEDES-BENZ SLK230 (MEX) | 2.3L L4 2295cc 140 CID |
| | 1989 | MERCEDES-BENZ 500SL (MEX) | 5.0L V8 4973cc 303 CID |
| | 1990-1993 | MERCEDES-BENZ 500SL | 5.0L V8 4973cc |
| | 1991-1994 | MERCEDES-BENZ 500SEL (MEX) | 5.0L V8 4973cc 303 CID |
| | 1991 | MERCEDES-BENZ 500E (MEX) | 5.0L V8 4973cc 303 CID |
| | 1992-1993 | MERCEDES-BENZ 400E | 4.2L V8 4196cc |
| | 1992-1993 | MERCEDES-BENZ 500E | 5.0L V8 4973cc |
| | 1992-1993 | MERCEDES-BENZ 500SEL | 5.0L V8 4973cc |
| | 1992 | MERCEDES-BENZ 400SE | 4.2L V8 4196cc |
| | 1993 | MERCEDES-BENZ 400SEL | 4.2L V8 4196cc |
| | 1993 | MERCEDES-BENZ 500SEC | 5.0L V8 4973cc |
| | 1994-1995 | MERCEDES-BENZ E420 | 4.2L V8 4196cc |
| | 1994-1995 | MERCEDES-BENZ S420 | 4.2L V8 4196cc |
| | 1994-1995 | MERCEDES-BENZ S500 | 5.0L V8 4973cc |
| 1994-1996 | MERCEDES-BENZ SL500 | 5.0L V8 4973cc | |
| 1994 | MERCEDES-BENZ E500 | 5.0L V8 4973cc | |
| US9318 | 1992-1994 | MAZDA MX-3 | 1.8L V6 1845cc |
| | 1993-1997 | MAZDA MX-6 | 2.5L V6 2497cc |
| | 1993-2002 | MAZDA 626 | 2.5L V6 2497cc |
| | 1995-1997 | FORD PROBE | 2.5L V6 2450cc 152 CID |
| | 1995-2002 | MAZDA MILLENNIA | 2.5L V6 2497cc |
| US9320 | 1993-1994 | TOYOTA T100 | 3.0L V6 2959cc |
| | 1993-1995 | TOYOTA 4RUNNER | 3.0L V6 2959cc |
| | 1993-1995 | TOYOTA PICKUP | 3.0L V6 2959cc |
| | 1993-1995 | TOYOTA PICKUP | 1.7L L4 1678cc |
| US9321 | 1992-1993 | ACURA INTEGRA | 1.7L L4 1678cc |
| | 1994-1995 | HONDA CIVIC DEL SOL | 1.6L L4 1590cc 97 CID |
| US9324 | 1995-1998 | TOYOTA T100 | 3.4L V6 3378cc |
| | 1995-2004 | TOYOTA TACOMA | 3.4L V6 3378cc |
| | 1996-2002 | TOYOTA 4RUNNER | 3.4L V6 3378cc |
| | 2000-2004 | TOYOTA TUNDRA | 3.4L V6 3378cc |
| US9325 | 1995-2000 | TOYOTA TACOMA | 3.4L V6 3378cc |
| | 2000-2004 | TOYOTA TUNDRA | 3.4L V6 3378cc |
| US9327 | 1977-1979 | TOYOTA LAND CRUISER | 4.2L L6 4227cc |
| US9328 | 1995-2002 | MAZDA MILLENNIA | 2.3L V6 2254cc |
| US9332 | 1994-1995 | BMW 840CI | 4.0L V8 3982cc |
| | 1995 | BMW 740I | 4.0L V8 3982cc |
| | 1995 | BMW 740IL | 4.0L V8 3982cc |
| | 1996 | BMW 540I (MEX) | 4.0L V8 3982cc 243 CID |
| US9333 | 1995-1998 | AUDI CABRIOLET | 2.8L V6 2771cc |
| | 1995-2001 | AUDI A6 | 2.8L V6 2771cc |
| | 1995-2001 | AUDI A6 QUATTRO | 2.8L V6 2771cc |

| USMW | Years | Application | Engine |
|-----------|-------------------------|--------------------------|------------------------|
| US9333 | 1995 | AUDI 90 | 2.8L V6 2771cc |
| | 1995 | AUDI 90 QUATTRO | 2.8L V6 2771cc |
| | 1996-2001 | AUDI A4 | 2.8L V6 2771cc |
| | 1996-2001 | AUDI A4 QUATTRO | 2.8L V6 2771cc |
| | 1998-2005 | VOLKSWAGEN PASSAT | 2.8L V6 2771cc |
| 2000 | VOLKSWAGEN PASSAT | 2.8L V6 2771cc 170 CID | |
| US9334 | 1994 | TOYOTA TERCEL | 1.5L L4 1456cc |
| | 1995-1997 | TOYOTA TERCEL | 1.5L L4 1497cc |
| | 1995-1998 | TOYOTA PASEO | 1.5L L4 1497cc |
| US9337 | 1981-1987 | TOYOTA LAND CRUISER | 4.2L L6 4227cc |
| US9338 | 1996-2000 | NISSAN PATHFINDER | 3.3L V6 3275cc |
| | 1997-2000 | INFINITI QX4 | 3.3L V6 3275cc |
| | 1999-2004 | NISSAN FRONTIER | 3.3L V6 3275cc |
| | 2000-2004 | NISSAN XTERRA | 3.3L V6 3275cc |
| US9339 | 1992-1994 | VOLVO 960 | 2.9L L6 2922cc |
| | 1993-1997 | VOLVO 850 | 2.4L L5 2435cc |
| | 1994-1997 | VOLVO 850 | 2.3L L5 2319cc |
| | 1998-2000 | VOLVO S70 | 2.3L L5 2319cc |
| | 1998-2000 | VOLVO S70 | 2.4L L5 2435cc |
| | 1998-2004 | VOLVO C70 | 2.3L L5 2319cc |
| | 1998-2004 | VOLVO C70 | 2.4L L5 2435cc |
| | 1998-2004 | VOLVO V70 | 2.3L L5 2319cc |
| | 1998-2007 | VOLVO V70 | 2.4L L5 2435cc |
| | 1999 | VOLVO S40 (MEX) | 1.9L L4 1948cc 119 CID |
| | 1999 | VOLVO V40 (MEX) | 1.9L L4 1948cc 119 CID |
| | 2000-2004 | VOLVO S40 | 1.9L L4 1948cc |
| | 2000-2004 | VOLVO V40 | 1.9L L4 1948cc |
| | 2001-2004 | VOLVO S60 | 2.3L L5 2319cc |
| | 2001-2009 | VOLVO S60 | 2.4L L5 2435cc |
| | 2003-2005 | VOLVO XC90 (MEX) | 2.8L L6 2783cc 170 CID |
| | 2003-2006 | VOLVO XC90 | 2.5L L5 2521cc |
| | 2003-2007 | VOLVO V70 | 2.5L L5 2521cc |
| | 2003-2007 | VOLVO XC70 | 2.5L L5 2521cc |
| | 2003-2015 | VOLVO S60 | 2.5L L5 2521cc |
| | 2004-2006 | VOLVO S80 | 2.5L L5 2521cc |
| | 2004-2006 | VOLVO S80 (MEX) | 2.8L L6 2783cc 170 CID |
| | 2004-2010 | VOLVO S40 | 2.4L L5 2435cc |
| | 2004-2011 | VOLVO S40 | 2.5L L5 2521cc |
| | 2005-2010 | VOLVO V50 | 2.4L L5 2435cc |
| | 2005-2011 | VOLVO V50 | 2.5L L5 2521cc |
| | 2006-2013 | VOLVO C70 | 2.5L L5 2521cc |
| | 2007-2011 | FORD FOCUS (MEX) | 2.5L L5 2521cc 154 CID |
| | 2007 | VOLVO XC90 (MEX) | 2.5L L5 2521cc 154 CID |
| 2008-2009 | VOLVO C30 (MEX) | 2.4L L5 2400cc 146 CID | |
| 2008-2013 | VOLVO C30 | 2.5L L5 2521cc | |
| 2015 | VOLVO V60 | 2.5L L5 2521cc | |
| 2015 | VOLVO V60 CROSS COUNTRY | 2.5L L5 2521cc | |
| 2015 | VOLVO XC60 | 2.5L L5 2521cc | |
| US9340 | 1995-1997 | VOLVO 960 | 2.9L L6 2922cc |
| | 1997-1998 | VOLVO S90 | 2.9L L6 2917cc |
| | 1997-1998 | VOLVO V90 | 2.9L L6 2917cc |
| US9342 | 1996-1998 | SUZUKI SIDEKICK | 1.8L L4 1840cc |
| | 1999-2002 | SUZUKI ESTEEM | 1.8L L4 1790cc |
| | 1999-2003 | CHEVROLET TRACKER | 2.0L L4 122 CID |
| | 1999-2003 | SUZUKI VITARA | 2.0L L4 2000cc |
| | 2002-2003 | SUZUKI AERIO | 2.0L L4 2000cc |
| | 2004-2007 | SUZUKI AERIO | 2.3L L4 2290cc 140 CID |
| | 2005-2008 | CHEVROLET TRACKER (MEX) | 2.0L L4 1983cc 121 CID |
| | 2007-2009 | SUZUKI SX4 | 2.0L L4 1995cc |
| | US9343 | 1992-1993 | MERCEDES-BENZ 300SE |
| 1994-1996 | | MERCEDES-BENZ S320 | 3.2L L6 3199cc |
| US9344 | 1996-1997 | MERCEDES-BENZ C280 | 2.8L L6 2799cc |
| | 1996-1997 | MERCEDES-BENZ E320 | 3.2L L6 3199cc |
| | 1997 | MERCEDES-BENZ SL320 | 3.2L L6 3199cc |
| | 1999 | MERCEDES-BENZ E280 (MEX) | 2.8L L6 2800cc 171 CID |
| US9345 | 1993 | MERCEDES-BENZ 280E (MEX) | 2.8L L6 2799cc 171 CID |
| | 1993 | MERCEDES-BENZ 300CE | 3.2L L6 3199cc |
| | 1993 | MERCEDES-BENZ 300E | 3.2L L6 3199cc |
| | 1993 | MERCEDES-BENZ 300TE | 3.2L L6 3199cc |

| USMW | Years | Application | Engine | |
|-----------|---------------------|----------------------------|------------------------|----------------|
| | 1994-1995 | MERCEDES-BENZ E320 | 3.2L L6 3199cc | |
| | 1994-1996 | MERCEDES-BENZ SL320 | 3.2L L6 3199cc | |
| | 1995 | MERCEDES-BENZ C280 | 2.8L L6 2799cc | |
| | 1995 | MERCEDES-BENZ C36 AMG | 3.6L L6 3606cc | |
| US9346 | 1992-1993 | MERCEDES-BENZ 400E | 4.2L V8 4196cc | |
| | 1992-1993 | MERCEDES-BENZ 500E | 5.0L V8 4973cc | |
| | 1992-1993 | MERCEDES-BENZ 500SEL | 5.0L V8 4973cc | |
| | 1992 | MERCEDES-BENZ 400SE | 4.2L V8 4196cc | |
| | 1993 | MERCEDES-BENZ 400SEL | 4.2L V8 4196cc | |
| | 1993 | MERCEDES-BENZ 500SEC | 5.0L V8 4973cc | |
| | 1993 | MERCEDES-BENZ 500SL | 5.0L V8 4973cc | |
| | 1994-1997 | MERCEDES-BENZ E420 | 4.2L V8 4196cc | |
| | 1994-1999 | MERCEDES-BENZ S420 | 4.2L V8 4196cc | |
| | 1994-1999 | MERCEDES-BENZ S500 | 5.0L V8 4973cc | |
| | 1994-1999 | MERCEDES-BENZ SL500 | 5.0L V8 4973cc | |
| | 1994 | MERCEDES-BENZ 400E (MEX) | 4.2L V8 4196cc 256 CID | |
| | 1994 | MERCEDES-BENZ E500 | 5.0L V8 4973cc | |
| | 1995-1997 | MERCEDES-BENZ 400SEL (MEX) | 4.2L V8 4196cc 256 CID | |
| | 1995-1997 | MERCEDES-BENZ 500SEL (MEX) | 5.0L V8 4973cc 303 CID | |
| | 1996-1997 | MERCEDES-BENZ 400SE (MEX) | 4.2L V8 4196cc 256 CID | |
| | 1996-1997 | MERCEDES-BENZ 420SL (MEX) | 4.2L V8 4196cc 256 CID | |
| | 1996-1997 | MERCEDES-BENZ 500CL (MEX) | 5.0L V8 4973cc 303 CID | |
| | 1996-1997 | MERCEDES-BENZ 500SEC (MEX) | 5.0L V8 4973cc 303 CID | |
| 1998-1999 | MERCEDES-BENZ CL500 | 5.0L V8 4973cc | | |
| US9348 | 1996-1998 | ACURA TL | 3.2L V6 3206cc | |
| US9349 | 1996-2001 | ACURA INTEGRA | 1.8L L4 1834cc | |
| | 1997-2001 | HONDA CR-V | 2.0L L4 1972cc | |
| US9351 | 1997-1999 | MERCEDES-BENZ S320 | 3.2L L6 3199cc | |
| US9352 | 1996-1997 | HONDA CIVIC DEL SOL | 1.6L L4 1590cc 97 CID | |
| | 1996-2000 | HONDA CIVIC | 1.6L L4 1590cc | |
| | 1996-2000 | HONDA CIVIC | 1.6L L4 1590cc 97 CID | |
| US9353 | 1996-1997 | HYUNDAI ELANTRA | 1.8L L4 1795cc | |
| | 1997 | HYUNDAI TIBURON | 1.8L L4 1795cc | |
| | 1997 | HYUNDAI TIBURON | 2.0L L4 1975cc | |
| | 1998-1999 | HYUNDAI TIBURON | 2.0L L4 1997cc | |
| | 1998 | HYUNDAI ELANTRA | 1.8L L4 1796cc | |
| | 1999-2000 | HYUNDAI ELANTRA | 2.0L L4 1975cc | |
| | 1999-2004 | ACURA RL | 3.5L V6 3475cc | |
| US9356 | 1993-1996 | JAGUAR XJS | 4.0L L6 3980cc | |
| | 1995-1997 | JAGUAR VANDEN PLAS | 4.0L L6 3980cc | |
| | 1995-1997 | JAGUAR XJ6 | 4.0L L6 3980cc | |
| | 1995-1997 | JAGUAR XJR | 4.0L L6 3980cc | |
| | 1997-2002 | NISSAN XE | 2.5L L5 2521cc 154 CID | |
| US9359 | 1997-2002 | NISSAN XE | 2.5L L5 2521cc 154 CID | |
| | 1997-2002 | NISSAN XE | 2.5L L5 2521cc 154 CID | |
| | 2002-2004 | NISSAN XE | 2.5L L5 2521cc | |
| | 2003-2004 | NISSAN XE | 2.5L L5 2521cc | |
| | 2005-2007 | NISSAN XE | 2.5L L5 2521cc | |
| US9362 | 1997-1999 | AUDI A8 | 3.7L V8 3697cc | |
| | 1997-1999 | AUDI A8 QUATTRO | 4.2L V8 4172cc | |
| US9364 | 1996-2002 | HYUNDAI ACCENT | 1.5L L4 1495cc | |
| | 2001-2005 | HYUNDAI ACCENT | 1.6L L4 1600cc | |
| | 2004-2006 | DODGE VERNA (MEX) | 1.6L L4 1598cc 97 CID | |
| | 2006-2011 | HYUNDAI ACCENT | 1.6L L4 1599cc | |
| | 2006-2011 | KIA RIO | 1.6L L4 1599cc | |
| | 2006-2011 | KIA RIO5 | 1.6L L4 1599cc | |
| | 2010-2009 | DODGE ATTITUDE (MEX) | 1.6L L4 1598cc 97 CID | |
| | 2011 | DODGE ATTITUDE (MEX) | 1.6L L4 1599cc 98 CID | |
| | US9365 | 1998-1999 | ACURA SLX | 3.5L V6 3494cc |
| | | 1998-2000 | ISUZU AMIGO | 3.2L V6 3165cc |
| 1998-2002 | | HONDA PASSPORT | 3.2L V6 3165cc | |
| 1998-2002 | | ISUZU TROOPER | 3.5L V6 3475cc | |
| 1998-2004 | | ISUZU RODEO | 3.2L V6 3165cc | |
| 1999-2001 | | ISUZU VEHICROSS | 3.5L V6 3475cc | |
| 2001-2003 | | ISUZU RODEO SPORT | 3.2L V6 3165cc | |
| 2002 | | ISUZU AXIOM | 3.5L V6 3475cc | |
| 2003 | | ISUZU AXIOM | 3.5L V6 3491cc | |
| 2004 | | ISUZU AXIOM | 3.5L V6 3494cc | |
| 2004 | ISUZU RODEO | 3.5L V6 3494cc | | |
| US9367 | 1994 | TOYOTA TERCEL | 1.5L L4 1456cc | |

| USMW | Years | Application | Engine | |
|-----------|------------------|--------------------------|------------------------|-----------------------|
| US9367 | 1995-1998 | TOYOTA PASEO | 1.5L L4 1497cc | |
| | 1998 | TOYOTA TERCEL | 1.5L L4 1497cc | |
| US9368 | 1987-1988 | LAND ROVER RANGE ROVER | 3.5L V8 3532cc 216 CID | |
| | 1989-1992 | LAND ROVER RANGE ROVER | 3.9L V8 3947cc | |
| | 1993-1995 | LAND ROVER RANGE ROVER | 3.9L V8 3950cc | |
| | 1993-1995 | LAND ROVER RANGE ROVER | 4.2L V8 4200cc | |
| | 1993 | LAND ROVER DEFENDER 110 | 3.9L V8 3950cc | |
| US9369 | 1994-1995 | LAND ROVER DEFENDER 90 | 3.9L V8 3950cc | |
| | 1993-1995 | LAND ROVER RANGE ROVER | 3.9L V8 3950cc | |
| US9371 | 1993-1995 | LAND ROVER RANGE ROVER | 4.2L V8 4200cc | |
| | 1994-1995 | LAND ROVER DISCOVERY | 3.9L V8 3950cc | |
| | 1995-2000 | LAND ROVER RANGE ROVER | 4.0L V8 3950cc | |
| | 1996-2002 | LAND ROVER DISCOVERY | 4.0L V8 3950cc | |
| | 1996-2002 | LAND ROVER RANGE ROVER | 4.6L V8 4554cc 278 CID | |
| | 1997 | LAND ROVER DEFENDER 90 | 4.0L V8 3950cc | |
| | 2003-2004 | LAND ROVER DISCOVERY | 4.6L V8 4554cc 278 CID | |
| | US9371 | 1996-1998 | MAZDA PROTEGE | 1.5L L4 1489cc |
| | US9374 | 1997-2000 | SUZUKI ESTEEM | 1.6L L4 1590cc 97 CID |
| | | 1999-2000 | CHEVROLET TRACKER | 1.6L L4 1588cc 98 CID |
| 1999-2001 | | SUZUKI VITARA | 1.6L L4 1590cc 97 CID | |
| 2007-2009 | | SUZUKI SWIFT (MEX) | 1.5L L4 1500cc 92 CID | |
| US9375 | 1998-2000 | ISUZU AMIGO | 2.2L L4 2180cc | |
| | 1998-2003 | ISUZU RODEO | 2.2L L4 2180cc | |
| | 1999-2002 | DAEWOO LEGANZA | 2.2L L4 2200cc | |
| | 1999-2002 | DAEWOO NUBIRA | 2.0L L4 1998cc | |
| | 2001-2003 | ISUZU RODEO SPORT | 2.2L L4 2180cc | |
| US9376 | 1998-2002 | CHEVROLET PRIZM | 1.8L L4 110 CID | |
| | 1998-2008 | TOYOTA COROLLA | 1.8L L4 1794cc | |
| | 2000-2005 | TOYOTA CELICA | 1.8L L4 1794cc | |
| | 2000-2005 | TOYOTA MR2 SPYDER | 1.8L L4 1794cc | |
| | 2003-2008 | TOYOTA MATRIX | 1.8L L4 1794cc | |
| | 2006 | TOYOTA MR2 (MEX) | 1.8L L4 1796cc 110 CID | |
| US9377 | 1998-2005 | VOLKSWAGEN BEETLE | 2.0L L4 1984cc 121 CID | |
| | 1999-2001 | AUDI A3 (MEX) | 1.8L L4 1754cc 107 CID | |
| | 1999-2005 | VOLKSWAGEN BEETLE | 1.8L L4 1781cc | |
| | 1999-2006 | VOLKSWAGEN GOLF | 2.0L L4 1984cc 121 CID | |
| | 1999-2015 | VOLKSWAGEN JETTA | 2.0L L4 1984cc 121 CID | |
| | 2000-2001 | AUDI S3 QUATTRO (MEX) | 1.8L L4 1754cc 107 CID | |
| | 2000-2003 | VOLKSWAGEN POINTER (MEX) | 2.0L L4 1984cc 121 CID | |
| | 2000-2005 | VOLKSWAGEN JETTA | 1.8L L4 1781cc | |
| | 2000-2005 | VOLKSWAGEN PASSAT | 1.8L L4 1781cc | |
| | 2000-2006 | AUDI TT | 1.8L L4 1781cc | |
| | 2000-2006 | AUDI TT QUATTRO | 1.8L L4 1781cc | |
| | 2000-2006 | VOLKSWAGEN GOLF | 1.8L L4 1781cc | |
| | 2001-2003 | SEAT LEON (MEX) | 1.8L L4 1781cc 108 CID | |
| | 2001-2003 | SEAT TOLEDO (MEX) | 1.8L L4 1781cc 108 CID | |
| | 2001-2005 | AUDI A4 QUATTRO | 1.8L L4 1781cc | |
| | 2001-2006 | AUDI A4 | 1.8L L4 1781cc | |
| | 2001-2007 | VOLKSWAGEN GOLF (MEX) | 2.0L L4 1984cc 121 CID | |
| | 2002-2003 | SEAT ALHAMBRA (MEX) | 1.8L L4 1781cc 108 CID | |
| | 2002-2003 | VOLKSWAGEN DERBY (MEX) | 2.0L L4 1984cc 121 CID | |
| | 2002-2004 | AUDI S3 QUATTRO (MEX) | 1.8L L4 1781cc 108 CID | |
| | 2002-2008 | VOLKSWAGEN SHARAN (MEX) | 1.8L L4 1781cc 109 CID | |
| | 2002-2010 | AUDI A3 (MEX) | 1.8L L4 1781cc 108 CID | |
| | 2003-2005 | SEAT TOLEDO (MEX) | 1.8L L4 1781cc 109 CID | |
| | 2003-2007 | VOLKSWAGEN POLO (MEX) | 2.0L L4 1984cc 121 CID | |
| | 2003-2009 | SEAT CORDOBA (MEX) | 2.0L L4 1984cc 121 CID | |
| | 2003-2009 | VOLKSWAGEN POINTER (MEX) | 1.8L L4 1781cc 109 CID | |
| | 2003-2012 | SEAT IBIZA (MEX) | 2.0L L4 1984cc 121 CID | |
| | 2003 | SEAT ALHAMBRA (MEX) | 1.8L L4 1798cc 110 CID | |
| | 2004-2005 | AUDI A3 (MEX) | 2.0L L4 1984cc 121 CID | |
| | 2004-2006 | SEAT LEON (MEX) | 1.8L L4 1781cc 109 CID | |
| | 2004-2007 | SEAT ALHAMBRA (MEX) | 1.8L L4 1781cc 109 CID | |
| | 2004 | SEAT TOLEDO (MEX) | 1.8L L4 1798cc 110 CID | |
| | 2005-2009 | SEAT ALTEA (MEX) | 2.0L L4 1984cc 121 CID | |
| | 2005 | AUDI A3 (MEX) | 2.0L L4 1998cc 122 CID | |
| | 2005 | SEAT IBIZA (MEX) | 1.8L L4 1798cc 110 CID | |
| 2006-2007 | SEAT LEON (MEX) | 2.0L L4 2000cc 122 CID | | |
| 2006-2008 | SEAT IBIZA (MEX) | 1.8L L4 1781cc 108 CID | | |

| USMW | Years | Application | Engine | |
|-----------|----------------------------|---------------------------|--------------------------|------------------------|
| US9378 | 2006-2013 | VOLKSWAGEN JETTA (MEX) | 2.0L L4 1984cc 121 CID | |
| | 2006 | SEAT TOLEDO (MEX) | 2.0L L4 1984cc 121 CID | |
| | 2006 | VOLKSWAGEN BORA (MEX) | 2.0L L4 1984cc 121 CID | |
| | 2007-2009 | AUDI A4 (MEX) | 1.8L L4 1781cc 108 CID | |
| | 2007-2010 | AUDI TT (MEX) | 2.0L L4 1998cc 122 CID | |
| | 2007-2010 | SEAT LEON (MEX) | 2.0L L4 1984cc 121 CID | |
| | 2007 | VOLKSWAGEN GLI (MEX) | 2.0L L4 1984cc 121 CID | |
| | 2008-2009 | SEAT LEON (MEX) | 2.0L L4 1998cc 122 CID | |
| | 2008-2011 | AUDI S3 QUATTRO (MEX) | 2.0L L4 1998cc 122 CID | |
| | 2009-2010 | SEAT LEON (MEX) | 1.8L L4 1798cc 110 CID | |
| | 2009 | SEAT FRETRACK (MEX) | 2.0L L4 1998cc 122 CID | |
| | 2009 | VOLKSWAGEN JETTA (MEX) | 1.8L L4 1781cc 109 CID | |
| | 2010-2009 | VOLKSWAGEN BEETLE (MEX) | 2.0L L4 1984cc 121 CID | |
| | US9378 | 1998-2003 | VOLKSWAGEN BEETLE | 1.9L L4 1896cc 116 CID |
| 1999-2003 | | VOLKSWAGEN GOLF | 1.9L L4 1896cc 116 CID | |
| 1999-2004 | | VOLKSWAGEN JETTA | 1.9L L4 1896cc 116 CID | |
| 2001-2004 | | SEAT IBIZA (MEX) | 1.6L L4 1600cc 98 CID | |
| 2007 | | SEAT CORDOBA (MEX) | 1.6L L4 1600cc 98 CID | |
| 2008 | | VOLKSWAGEN JETTA (MEX) | 1.9L L4 1896cc 116 CID | |
| 2009 | | VOLKSWAGEN EUROVAN (MEX) | 1.9L L4 1896cc 116 CID | |
| US9379 | | 1998-1999 | MERCEDES-BENZ S430 (MEX) | 4.3L V8 4266cc 260 CID |
| 1998-2000 | | MERCEDES-BENZ C280 | 2.8L V6 2799cc | |
| 1998-2000 | MERCEDES-BENZ C43 AMG | 4.3L V8 4266cc | | |
| 1998-2002 | MERCEDES-BENZ E430 | 4.3L V8 4266cc | | |
| 1998-2003 | MERCEDES-BENZ ML320 | 3.2L V6 3199cc | | |
| 1998-2005 | MERCEDES-BENZ CLK320 | 3.2L V6 3199cc | | |
| 1998-2005 | MERCEDES-BENZ E320 | 3.2L V6 3199cc | | |
| 1999-2003 | MERCEDES-BENZ CLK430 | 4.3L V8 4266cc | | |
| 2000-2005 | MERCEDES-BENZ CL500 | 5.0L V8 4973cc | | |
| 2000-2005 | MERCEDES-BENZ SL500 | 5.0L V8 4973cc | | |
| 2000-2006 | MERCEDES-BENZ S430 | 4.3L V8 4266cc | | |
| 2000-2006 | MERCEDES-BENZ S500 | 5.0L V8 4966cc | | |
| 2000 | MERCEDES-BENZ G500L (MEX) | 5.0L V8 4973cc 303 CID | | |
| 2001-2004 | MERCEDES-BENZ SLK320 | 3.2L V6 3199cc | | |
| 2001-2005 | MERCEDES-BENZ C240 | 2.6L V6 2597cc | | |
| 2001-2005 | MERCEDES-BENZ C320 | 3.2L V6 3199cc | | |
| 2002-2008 | MERCEDES-BENZ G500 | 5.0L V8 4966cc | | |
| 2003-2005 | MERCEDES-BENZ CLK500 | 5.0L V8 4973cc | | |
| 2003-2005 | MERCEDES-BENZ E500 | 5.0L V8 4973cc | | |
| 2003-2005 | MERCEDES-BENZ ML350 | 3.7L V6 3699cc | | |
| 2004-2006 | MERCEDES-BENZ E500 | 5.0L V8 4966cc | | |
| 2004-2008 | CHRYSLER CROSSFIRE | 3.2L V6 3200cc 195 CID | | |
| 2005-2006 | CHRYSLER CROSSFIRE | 3.2L V6 3199cc | | |
| 2005 | MERCEDES-BENZ G500 | 5.0L V8 4973cc | | |
| 2006 | MERCEDES-BENZ CL500 | 5.0L V8 4966cc | | |
| 2006 | MERCEDES-BENZ CLK500 | 5.0L V8 4966cc | | |
| 2006 | MERCEDES-BENZ CLS500 | 5.0L V8 4966cc | | |
| 2006 | MERCEDES-BENZ R500 | 5.0L V8 4966cc | | |
| 2006 | MERCEDES-BENZ S350 | 3.7L V6 3724cc | | |
| 2006 | MERCEDES-BENZ SL500 | 5.0L V8 4966cc | | |
| 2007-2009 | MERCEDES-BENZ CLK500 (MEX) | 5.0L V8 4966cc 303 CID | | |
| 2007 | MERCEDES-BENZ CLS500 (MEX) | 5.0L V8 4966cc 303 CID | | |
| 2007 | MERCEDES-BENZ R500 | 5.0L V8 4973cc | | |
| US9380 | 1998-2002 | MERCEDES-BENZ CLK320 | 3.2L V6 3199cc | |
| | 1998-2005 | MERCEDES-BENZ E320 | 3.2L V6 3199cc | |
| | 1999-2001 | MERCEDES-BENZ ML430 | 4.3L V8 4266cc | |
| | 1999-2002 | MERCEDES-BENZ E55 AMG | 5.5L V8 5439cc 335 CID | |
| | 2000-2003 | MERCEDES-BENZ ML55 AMG | 5.5L V8 5439cc 335 CID | |
| | 2001-2002 | MERCEDES-BENZ CL55 AMG | 5.5L V8 5439cc 335 CID | |
| | 2001-2002 | MERCEDES-BENZ S55 AMG | 5.5L V8 5439cc 335 CID | |
| | 2001-2003 | MERCEDES-BENZ SLK320 | 3.2L V6 3199cc | |
| | 2001-2006 | MERCEDES-BENZ CLK55 AMG | 5.5L V8 5439cc 335 CID | |
| | 2001 | MERCEDES-BENZ G500L (MEX) | 5.0L V8 4973cc 303 CID | |
| | 2002-2006 | MERCEDES-BENZ ML500 | 5.0L V8 4966cc | |
| | 2002-2008 | MERCEDES-BENZ G500 | 5.0L V8 4966cc | |
| | 2003-2004 | MERCEDES-BENZ G55 AMG | 5.5L V8 5439cc 335 CID | |
| | 2003-2007 | MERCEDES-BENZ ML500 | 5.0L V8 4966cc 303 CID | |
| | 2005-2006 | MERCEDES-BENZ C55 AMG | 5.5L V8 5439cc 335 CID | |
| | 2005 | MERCEDES-BENZ G500 | 5.0L V8 4973cc | |

| USMW | Years | Application | Engine | |
|-----------|-----------|-----------------------------|-------------------------|------------------------|
| US9380 | 2007-2011 | MERCEDES-BENZ S500L (MEX) | 5.5L V8 5461cc 333 CID | |
| | 2007 | MERCEDES-BENZ C55 AMG (MEX) | 5.5L V8 5439cc 332 CID | |
| | 2008-2009 | MERCEDES-BENZ S600L (MEX) | 5.5L V12 5513cc 336 CID | |
| | 2008-2010 | MERCEDES-BENZ CL500 (MEX) | 5.5L V8 5461cc 333 CID | |
| | 2008-2011 | MERCEDES-BENZ CLS500 (MEX) | 5.5L V8 5461cc 333 CID | |
| | 2008-2011 | MERCEDES-BENZ E500 (MEX) | 5.5L V8 5461cc 333 CID | |
| | 2008-2011 | MERCEDES-BENZ GL500 (MEX) | 5.5L V8 5461cc 333 CID | |
| | 2008-2011 | MERCEDES-BENZ SL500 (MEX) | 5.5L V8 5461cc 333 CID | |
| US9382 | 1999-2001 | VOLVO S80 | 2.8L L6 2798cc | |
| | 1999-2002 | VOLVO S80 | 2.9L L6 2917cc | |
| US9383 | 1997-1999 | ACURA CL | 3.0L V6 2997cc | |
| | 1998-2002 | HONDA ACCORD | 3.0L V6 2997cc | |
| | 1999-2003 | ACURA TL | 3.2L V6 3210cc | |
| | 1999-2004 | HONDA ODYSSEY | 3.5L V6 3474cc | |
| | 2001-2002 | ACURA MDX | 3.5L V6 3471cc | |
| | 2001-2003 | ACURA CL | 3.2L V6 3210cc | |
| | 2003-2004 | HONDA PILOT | 3.5L V6 3475cc | |
| | US9384 | 2011-2015 | SUBARU FORESTER | 2.5L H4 2498cc 152 CID |
| 2012-2015 | | SUBARU IMPREZA | 2.0L H4 1995cc | |
| 2013-2015 | | SUBARU BRZ | 2.0L H4 1998cc 122 CID | |
| 2013-2015 | | SUBARU LEGACY | 2.5L H4 2498cc 152 CID | |
| 2013-2015 | | SUBARU OUTBACK | 2.5L H4 2498cc 152 CID | |
| 2013-2015 | | SUBARU XV CROSSTREK | 2.0L H4 1995cc | |
| 2014 | | SUBARU FORESTER (MEX) | 2.5L L4 2498cc 152 CID | |
| US9385 | 1999-2005 | SUZUKI GRAND VITARA | 2.5L V6 2500cc | |
| | 2001-2004 | CHEVROLET TRACKER | 2.5L V6 2500cc | |
| | 2001-2008 | SUZUKI GRAND VITARA | 2.7L V6 2737cc | |
| | 2002-2004 | SUZUKI XL-7 | 2.7L V6 2700cc | |
| | 2004 | SUZUKI VITARA | 2.5L V6 2500cc | |
| | 2005-2006 | SUZUKI XL-7 | 2.7L V6 2737cc | |
| US9388 | 1997-2001 | INFINITI Q45 | 4.1L V8 4130cc | |
| US9389 | 1997-1999 | MINI MONTERO SPORT | 2.4L L4 2351cc | |
| | 2008-2009 | DODGE VAN 1000 (MEX) | 2.4L L4 2429cc 148 CID | |
| US9393 | 1998-2001 | KIA SEPHIA | 1.8L L4 1793cc | |
| | 2000-2004 | KIA SPECTRA | 1.8L L4 1793cc | |
| US9394 | 1996-1998 | MAZDA MPV | 3.0L V6 2954cc 180 CID | |
| US9395 | 1998-2004 | LEXUS GS300 | 3.0L L6 2997cc | |
| | 2001-2005 | LEXUS IS300 | 3.0L L6 2997cc | |
| US9396 | 1981-1986 | ALFA ROMEO GTV-6 | 2.5L V6 2492cc | |
| | 1987-1989 | ALFA ROMEO MILANO | 2.5L V6 2492cc | |
| | 1988-1989 | ALFA ROMEO MILANO | 3.0L V6 2959cc | |
| | 1975-1977 | ALFA ROMEO ALFETTA | 2.0L L4 1961cc 120 CID | |
| US9398 | 1975-1990 | ALFA ROMEO SPIDER | 2.0L L4 1961cc 120 CID | |
| | 1977-1979 | ALFA ROMEO SPRINT | 2.0L L4 1961cc 120 CID | |
| | US9399 | 1999-2003 | MINI GALANT | 2.4L L4 2351cc |
| 1999-2005 | | HYUNDAI SONATA | 2.4L L4 2351cc | |
| 2000-2005 | | MINI ECLIPSE | 2.4L L4 2351cc | |
| 2001-2004 | | HYUNDAI SANTA FE | 2.4L L4 2351cc | |
| 2001-2005 | | CHRYSLER SEBRING | 2.4L L4 2351cc | |
| 2001-2005 | | DODGE STRATUS | 2.4L L4 2351cc | |
| 2001-2006 | | KIA OPTIMA | 2.4L L4 2351cc | |
| 2007-2009 | | MINI GRANDIS (MEX) | 2.4L L4 2378cc 145 CID | |
| 2008-2012 | | MINI L200 (MEX) | 2.4L L4 2378cc 145 CID | |
| US9400 | | 1991-1994 | ALFA ROMEO SPIDER | 2.0L L4 1961cc 120 CID |
| US9401 | | 1997-2000 | AUDI A4 | 1.8L L4 1781cc |
| | | 1997-2000 | AUDI A4 QUATTRO | 1.8L L4 1781cc |
| | | 1998-2001 | VOLKSWAGEN PASSAT | 1.8L L4 1781cc |
| US9402 | 1999-2002 | MERCURY VILLAGER | 3.3L V6 3275cc | |
| | 1999-2002 | NISSAN QUEST | 3.3L V6 3275cc | |
| US9403 | 2000-2003 | HONDA S2000 | 2.0L L4 1997cc | |
| | 2004-2009 | HONDA S2000 | 2.2L L4 2157cc | |
| US9405 | 2000-2005 | TOYOTA CELICA | 1.8L L4 1795cc | |
| | 2003-2006 | PONTIAC VIBE | 1.8L L4 1795cc | |
| | 2003-2006 | TOYOTA MATRIX | 1.8L L4 1795cc | |
| | 2005-2006 | TOYOTA COROLLA | 1.8L L4 1795cc | |
| US9406 | 2000-2005 | TOYOTA ECHO | 1.5L L4 1497cc | |
| | 2001-2009 | TOYOTA PRIUS | 1.5L L4 1497cc | |
| | 2004-2005 | TOYOTA YARIS (MEX) | 1.3L L4 1295cc 79 CID | |
| | 2004-2006 | SCION XB | 1.5L L4 1497cc | |

| USMW | Years | Application | Engine |
|-----------|-------------------------------|------------------------|------------------------|
| | 2004-2006 | SCION XB | 1.5L L4 1497cc |
| | 2006-2011 | TOYOTA YARIS (MEX) | 1.5L L4 1497cc 91 CID |
| | 2007-2011 | TOYOTA AVANZA (MEX) | 1.5L L4 1497cc 91 CID |
| | 2007-2015 | TOYOTA YARIS | 1.5L L4 1497cc |
| | US9410 | 2000-2004 | AUDI A6 QUATTRO |
| 2000-2006 | | AUDI A8 QUATTRO | 4.2L V8 4172cc |
| 2001-2003 | | AUDI S8 | 4.2L V8 4172cc |
| 2001-2004 | | AUDI S6 QUATTRO (MEX) | 4.2L V8 4172cc 255 CID |
| 2002-2003 | | AUDI S6 | 4.2L V8 4172cc |
| 2003 | | AUDI RS6 | 4.2L V8 4172cc |
| 2004-2006 | | VOLKSWAGEN PHAETON | 4.2L V8 4172cc |
| 2004-2007 | | VOLKSWAGEN TOUAREG | 4.2L V8 4172cc |
| 2004 | | AUDI RS6 QUATTRO (MEX) | 4.2L V8 4179cc 255 CID |
| 2008-2009 | | AUDI Q7 (MEX) | 4.2L V8 4163cc 254 CID |
| US9414 | 2001-2003 | TOYOTA RAV4 | 2.0L L4 1998cc 122 CID |
| | 2001-2007 | TOYOTA HIGHLANDER | 2.4L L4 2362cc |
| | 2002-2008 | TOYOTA SOLARA | 2.4L L4 2362cc |
| | 2002-2011 | TOYOTA CAMRY | 2.4L L4 2362cc |
| | 2004-2008 | TOYOTA RAV4 | 2.4L L4 2362cc |
| | 2005-2009 | SCION TC | 2.4L L4 2398cc |
| | 2009-2010 | PONTIAC VIBE | 2.4L L4 2362cc |
| | 2009-2010 | TOYOTA COROLLA | 2.4L L4 2362cc |
| | 2009-2013 | TOYOTA MATRIX | 2.4L L4 2362cc |
| | 2010-2012 | LEXUS HS250H | 2.4L L4 2362cc |
| 2010 | SCION TC | 2.4L L4 2362cc | |
| 2011-2015 | SCION XB | 2.4L L4 2362cc | |
| US9415 | 2001-2002 | MINI MONTERO | 3.5L V6 3497cc 215 CID |
| | 2003-2005 | MINI MONTERO | 3.8L V6 3797cc 230 CID |
| | 2006 | MINI MONTERO | 3.8L V6 3828cc 230 CID |
| US9416 | 2000-2006 | NISSAN SENTRA | 1.8L L4 1809cc |
| | 2001-2005 | NISSAN ALMERA (MEX) | 1.8L L4 1769cc 107 CID |
| | 2002-2004 | NISSAN ALMERA (MEX) | 1.8L L4 1781cc 108 CID |
| US9419 | 2001-2005 | HONDA CIVIC | 1.7L L4 1668cc |
| | 2002-2004 | HONDA CIVIC | 1.7L L4 1700cc |
| US9421 | 2001-2009 | SUBARU OUTBACK | 3.0L H6 3000cc |
| | 2006-2007 | SUBARU B9 TRIBECA | 3.0L H6 3000cc |
| | 2008-2009 | SUBARU LEGACY | 3.0L H6 3000cc |
| | 2014 | SUBARU LEGACY (MEX) | 3.6L H6 3630cc 222 CID |
| | 2014 | SUBARU OUTBACK (MEX) | 3.6L H6 3630cc 222 CID |
| US9426 | 2000-2006 | CHEVROLET LUV (MEX) | 2.2L L4 2190cc 133 CID |
| | 2001-2003 | CHEVROLET ASTRA (MEX) | 2.2L L4 2190cc 134 CID |
| | 2002-2004 | INFINITI I35 | 3.5L V6 3498cc |
| | 2002-2006 | NISSAN ALTIMA | 3.5L V6 3498cc |
| | 2002-2008 | NISSAN MAXIMA | 3.5L V6 3498cc |
| | 2003-2007 | NISSAN MURANO | 3.5L V6 3498cc |
| | 2003-2008 | INFINITI G35 | 3.5L V6 3498cc |
| | 2003-2009 | NISSAN 350Z | 3.5L V6 3498cc |
| | 2003-2012 | INFINITI FX35 | 3.5L V6 3498cc |
| | 2004-2006 | CHEVROLET ASTRA (MEX) | 2.0L L4 1987cc 122 CID |
| | 2004-2006 | CHEVROLET ASTRA (MEX) | 2.4L L4 2409cc 147 CID |
| | 2004-2009 | NISSAN QUEST | 3.5L V6 3498cc |
| | 2005-2012 | NISSAN PATHFINDER | 4.0L V6 3954cc |
| | 2005-2015 | NISSAN FRONTIER | 4.0L V6 3954cc |
| | 2005-2015 | NISSAN XTERRA | 4.0L V6 3954cc |
| | 2006-2007 | NISSAN FRONTIER (MEX) | 2.4L L4 2389cc 146 CID |
| | 2006-2010 | INFINITI M35 | 3.5L V6 3498cc |
| | 2006 | CHEVROLET ASTRA (MEX) | 2.0L L4 2000cc 122 CID |
| | 2007-2008 | CHEVROLET ASTRA (MEX) | 2.0L L4 1998cc 122 CID |
| 2007 | NISSAN TIIDA (MEX) | 1.8L L4 1800cc 110 CID | |
| 2008-2009 | CHEVROLET CAPTIVA SPORT (MEX) | 2.4L L4 2409cc 147 CID | |
| 2008-2011 | NISSAN TIIDA (MEX) | 1.8L L4 1798cc 110 CID | |
| 2008-2012 | INFINITI EX35 | 3.5L V6 3498cc | |
| 2008-2013 | INFINITI G37 | 3.7L V6 3696cc | |
| 2008 | NISSAN MURANO (MEX) | 3.5L H6 3500cc 213 CID | |
| 2009-2012 | SUZUKI EQUATOR | 4.0L V6 3954cc | |
| 2009-2015 | NISSAN 370Z | 3.7L V6 3696cc | |
| 2009-2015 | NISSAN GT-R | 3.8L V6 3799cc | |
| 2010 | NISSAN MAXIMA (MEX) | 3.5L H6 3500cc 214 CID | |
| 2011-2013 | INFINITI M37 | 3.7L V6 3696cc | |

| USMW | Years | Application | Engine | |
|-----------|-----------|----------------------|-------------------------|------------------------|
| US9426 | 2012-2013 | INFINITI M35H | 3.5L V6 3498cc | |
| | 2012-2015 | NISSAN NV1500 | 4.0L V6 3954cc | |
| | 2012-2015 | NISSAN NV2500 | 4.0L V6 3954cc | |
| | 2012-2015 | NISSAN NV3500 | 4.0L V6 3954cc | |
| | 2013 | INFINITI EX37 | 3.7L V6 3696cc | |
| | 2013 | INFINITI FX37 | 3.7L V6 3696cc | |
| | 2014-2015 | INFINITI Q50 | 3.5L V6 3498cc | |
| | 2014-2015 | INFINITI Q50 | 3.7L V6 3696cc | |
| | 2014-2015 | INFINITI Q60 | 3.7L V6 3696cc | |
| | 2014-2015 | INFINITI Q70 | 3.5L V6 3498cc | |
| | 2014-2015 | INFINITI Q70 | 3.7L V6 3696cc | |
| | 2014-2015 | INFINITI QX50 | 3.7L V6 3696cc | |
| | 2014-2015 | INFINITI QX70 | 3.7L V6 3696cc | |
| | 2015 | INFINITI Q40 | 3.7L V6 3696cc | |
| | 2015 | INFINITI Q70L | 3.7L V6 3696cc | |
| | US9427 | 2002-2010 | NISSAN X-TRAIL (MEX) | 2.5L L4 2500cc 153 CID |
| | | 2002-2012 | NISSAN SENTRA | 2.5L L4 2500cc |
| 2002-2013 | | NISSAN ALTIMA | 2.5L L4 2500cc | |
| 2008-2010 | | NISSAN URVAN (MEX) | 2.5L L4 2500cc 153 CID | |
| 2008-2013 | | NISSAN ROGUE | 2.5L L4 2500cc | |
| 2010-2011 | | NISSAN ALTIMA (MEX) | 2.5L L4 2488cc 151 CID | |
| 2011 | | NISSAN ROGUE (MEX) | 2.5L L4 2488cc 151 CID | |
| 2014-2015 | | NISSAN ROGUE SELECT | 2.5L L4 2500cc | |
| US9429 | | 2002-2004 | AUDI A6 | 3.0L V6 2976cc |
| | 2002-2004 | AUDI A6 QUATTRO | 3.0L V6 2976cc | |
| | 2002-2005 | AUDI A4 | 3.0L V6 2976cc | |
| | 2002-2006 | AUDI A4 QUATTRO | 3.0L V6 2976cc | |
| | 2005-2006 | AUDI A6 (MEX) | 3.0L V6 2976cc 182 CID | |
| US9434 | 2002-2005 | HONDA CIVIC | 2.0L L4 1998cc 122 CID | |
| | 2002-2006 | HONDA CR-V | 2.4L L4 2354cc | |
| US9440 | 1999-2000 | MERCEDES-BENZ C230 | 2.3L L4 2295cc | |
| US9446 | 2000-2002 | AUDI S4 | 2.7L V6 2671cc | |
| | 2000-2004 | AUDI A6 QUATTRO | 2.7L V6 2671cc | |
| | 2001-2005 | AUDI ALLROAD QUATTRO | 2.7L V6 2671cc | |
| US9448 | 2003-2006 | KIA SORENTO | 3.5L V6 3497cc | |
| US9449 | 2011-2015 | FORD FIESTA | 1.6L L4 1596cc 97 CID | |
| | 2013-2014 | FORD FUSION | 1.6L L4 1596cc 97 CID | |
| | 2013-2015 | FORD ESCAPE | 1.6L L4 1601cc 98 CID | |
| | 2014-2015 | FORD TRANSIT CONNECT | 1.6L L4 1596cc 97 CID | |
| US9450 | 1995-2002 | KIA SPORTAGE | 2.0L L4 1998cc 122 CID | |
| US9456 | 2003-2005 | VOLVO S80 | 2.9L L6 2917cc | |
| | 2003-2005 | VOLVO XC90 | 2.9L L6 2917cc | |
| US9460 | 1995-1996 | MINI COOPER | 3.0L V6 2972cc 181 CID | |
| | 1996-2000 | MINI COOPER | 3.5L V6 3497cc 215 CID | |
| | 1997-2003 | MINI COOPER S | 3.0L V6 2972cc 181 CID | |
| | 1999-2004 | MINI COOPER S | 3.5L V6 3497cc 215 CID | |
| US9461 | 2003-2007 | HONDA ACCORD | 2.4L L4 2354cc | |
| | 2003-2011 | HONDA ELEMENT | 2.4L L4 2354cc | |
| | 2004-2008 | ACURA TSX | 2.4L L4 2354cc | |
| | 2007-2009 | HONDA CR-V | 2.4L L4 2354cc | |
| | 2007 | HONDA ACCORD (MEX) | 2.4L L4 2354cc 144 CID | |
| US9462 | 1999-2001 | HYUNDAI SONATA | 2.5L V6 2493cc | |
| | 2001-2006 | HYUNDAI SANTA FE | 2.7L V6 2656cc | |
| | 2001 | KIA OPTIMA | 2.5L V6 2500cc | |
| | 2002-2005 | HYUNDAI SONATA | 2.7L V6 2656cc | |
| | 2002-2006 | KIA OPTIMA | 2.7L V6 2656cc | |
| | 2003-2008 | HYUNDAI TIBURON | 2.7L V6 2656cc | |
| | 2005-2009 | HYUNDAI TUCSON | 2.7L V6 2656cc | |
| | 2005-2010 | KIA SPORTAGE | 2.7L V6 2656cc | |
| | US9463 | 2001 | HYUNDAI XG300 | 3.0L V6 2972cc |
| 2002-2005 | | HYUNDAI XG350 | 3.5L V6 3500cc | |
| 2002-2005 | | KIA SEDONA | 3.5L V6 3497cc | |
| 2003-2005 | | HYUNDAI SANTA FE | 3.5L V6 3500cc | |
| 2004-2006 | | KIA AMANTI | 3.5L V6 3497cc | |
| 2006 | | HYUNDAI SANTA FE | 3.5L V6 3467cc | |
| US9464 | 1995-1997 | BMW 850CI | 5.4L V12 5379cc | |
| | 1995-1998 | BMW 750IL | 5.4L V12 5379cc | |
| | 1998 | BMW 850CI (MEX) | 5.4L V12 5379cc 328 CID | |
| US9465 | 1999-2001 | BMW 740I | 4.4L V8 4398cc | |

| USMW | Years | Application | Engine |
|--------|-----------------|--------------------------|------------------------|
| | 1999-2001 | BMW 740IL | 4.4L V8 4398cc |
| | 1999-2003 | BMW 540I | 4.4L V8 4398cc |
| | 2000-2003 | BMW X5 | 4.4L V8 4398cc |
| | 2002-2003 | BMW X5 | 4.6L V8 4598cc |
| | 2003 | BMW Z8 | 4.8L V8 4837cc |
| US9467 | 1998-2001 | BMW 750IL | 5.4L V12 5379cc |
| US9468 | 1996-1997 | HONDA CIVIC DEL SOL | 1.6L L4 1595cc |
| | 1996-2001 | ACURA INTEGRA | 1.8L L4 1797cc |
| | 1999-2000 | HONDA CIVIC | 1.6L L4 1595cc |
| | 1999-2000 | HONDA CIVIC (MEX) | 1.6L L4 1590cc 97 CID |
| US9469 | 2008-2009 | AUDI A6 (MEX) | 2.8L L6 2799cc 171 CID |
| US9470 | 2003-2005 | HONDA ACCORD | 3.0L V6 2977cc |
| | 2003-2015 | ACURA MDX | 3.5L V6 3471cc |
| | 2004-2005 | SATURN VUE | 3.5L V6 3474cc |
| | 2004-2008 | ACURA TL | 3.2L V6 3210cc |
| | 2004 | SATURN VUE | 3.5L V6 3475cc |
| | 2005-2007 | HONDA ACCORD | 3.0L V6 2997cc |
| | 2005-2008 | ACURA RL | 3.5L V6 3471cc |
| | 2005-2015 | HONDA ODYSSEY | 3.5L V6 3471cc |
| | 2005-2015 | HONDA PILOT | 3.5L V6 3471cc |
| | 2006-2007 | SATURN VUE | 3.5L V6 3471cc |
| | 2006-2014 | HONDA RIDGELINE | 3.5L V6 3471cc |
| | 2007-2013 | ACURA MDX | 3.7L V6 3664cc |
| | 2007-2014 | ACURA TL | 3.5L V6 3471cc |
| | 2008-2012 | HONDA ACCORD | 3.5L V6 3471cc |
| | 2009-2012 | ACURA RL | 3.7L V6 3664cc |
| | 2009-2014 | ACURA TL | 3.7L V6 3664cc |
| | 2010-2011 | HONDA ACCORD CROSSTOUR | 3.5L V6 3471cc |
| | 2010-2013 | ACURA ZDX | 3.7L V6 3664cc |
| | 2010-2014 | ACURA TSX | 3.5L V6 3471cc |
| | 2012-2014 | HONDA CROSSTOUR | 3.5L V6 3471cc |
| | 2013-2015 | ACURA RDX | 3.5L V6 3471cc |
| | 2013-2015 | HONDA ACCORD | 3.5L V6 3471cc 212 CID |
| | 2013 | HONDA ACCORD (MEX) | 3.5L V6 3471cc 212 CID |
| | 2014-2015 | ACURA RLX | 3.5L V6 3471cc |
| | 2014 | ACURA MDX (MEX) | 3.5L V6 3500cc 214 CID |
| | 2015 | ACURA TLX | 3.5L V6 3471cc |
| | 2015 | ACURA TLX (MEX) | 2.4L L4 2354cc 144 CID |
| 2015 | ACURA TLX (MEX) | 3.5L V6 3471cc 212 CID | |
| 2015 | HONDA CROSSTOUR | 3.5L V6 3471cc 212 CID | |
| US9471 | 2002-2003 | VOLKSWAGEN EUROVAN | 2.8L V6 2792cc |
| | 2002-2004 | VOLKSWAGEN JETTA | 2.8L V6 2792cc |
| | 2002-2005 | VOLKSWAGEN GOLF | 2.8L V6 2792cc |
| | 2004-2005 | AUDI A3 (MEX) | 3.2L V6 3189cc 195 CID |
| | 2004-2005 | VOLKSWAGEN TOUAREG | 3.2L V6 3200cc 195 CID |
| | 2004-2006 | PORSCHE CAYENNE | 3.2L V6 3189cc 195 CID |
| | 2004-2009 | AUDI TT QUATTRO | 3.2L V6 3189cc 195 CID |
| | 2004 | VOLKSWAGEN GOLF | 3.2L V6 3189cc |
| | 2005-2006 | VOLKSWAGEN TOUAREG | 3.2L V6 3189cc 195 CID |
| | 2006-2009 | AUDI A3 QUATTRO | 3.2L V6 3189cc 195 CID |
| | 2007-2008 | VOLKSWAGEN EOS | 3.2L V6 3189cc 195 CID |
| | 2007 | VOLKSWAGEN TOUAREG (MEX) | 3.2L V6 3189cc 195 CID |
| | 2008 | AUDI A5 (MEX) | 3.2L V6 3200cc 195 CID |
| 2008 | AUDI Q7 (MEX) | 3.0L V6 2967cc 182 CID | |
| 2008 | VOLKSWAGEN EOS | 3.2L V6 3197cc 195 CID | |
| 2008 | VOLKSWAGEN R32 | 3.2L V6 3189cc 195 CID | |
| US9473 | 2001-2002 | KIA RIO | 1.5L L4 1493cc |
| | 2003-2005 | KIA RIO | 1.6L L4 1594cc |
| US9475 | 1997-1999 | PORSCHE BOXSTER | 2.5L H6 2480cc |
| | 1999-2001 | PORSCHE 911 | 3.4L H6 3400cc |
| | 2000-2006 | PORSCHE BOXSTER | 3.2L H6 3179cc |
| | 2000-2008 | PORSCHE BOXSTER | 2.7L H6 2687cc |
| | 2000 | PORSCHE BOXSTER (MEX) | 2.5L H6 2480cc 151 CID |
| | 2002-2009 | PORSCHE 911 | 3.6L H6 3596cc |
| | 2005-2008 | PORSCHE 911 | 3.8L H6 3824cc |
| | 2006-2008 | PORSCHE CAYMAN | 3.4L H6 3387cc |
| | 2007-2008 | PORSCHE 911 | 3.6L H6 3598cc |
| | 2007-2008 | PORSCHE BOXSTER | 3.4L H6 3387cc |
| | 2007-2008 | PORSCHE CAYMAN | 2.7L H6 2687cc |

| USMW | Years | Application | Engine |
|-----------|----------------|--------------------------|-------------------------|
| US9475 | 2010-2011 | PORSCHE 911 | 3.8L H6 3800cc |
| | 2011 | PORSCHE 911 | 3.6L H6 3600cc 220 CID |
| | 2011 | PORSCHE 911 | 4.0L H6 3996cc |
| US9486 | 1987-1994 | SUBARU JUSTY | 1.2L L3 1189cc |
| US9488 | 2004-2013 | INFINITI QX56 | 5.6L V8 5552cc |
| | 2004-2015 | NISSAN TITAN | 5.6L V8 5552cc |
| | 2004 | NISSAN PATHFINDER ARMADA | 5.6L V8 5552cc |
| | 2005-2015 | NISSAN ARMADA | 5.6L V8 5552cc |
| | 2008-2012 | NISSAN PATHFINDER | 5.6L V8 5552cc |
| | 2009-2013 | INFINITI FX50 | 5.0L V8 5026cc |
| | 2011-2013 | INFINITI M56 | 5.6L V8 5552cc |
| | 2012-2015 | NISSAN NV2500 | 5.6L V8 5552cc |
| | 2012-2015 | NISSAN NV3500 | 5.6L V8 5552cc |
| | 2014-2015 | INFINITI Q70 | 5.6L V8 5552cc |
| | 2014-2015 | INFINITI QX80 | 5.6L V8 5552cc |
| | 2014 | INFINITI QX70 | 5.0L V8 5026cc |
| | 2015 | INFINITI Q70L | 5.6L V8 5552cc |
| US9489 | 2003-2008 | MAZDA 6 | 3.0L V6 2968cc 181 CID |
| | 2006-2008 | FORD ESCAPE | 3.0L V6 2968cc 181 CID |
| | 2006-2008 | MERCURY MARINER | 3.0L V6 2968cc 181 CID |
| | 2006-2009 | FORD FUSION | 3.0L V6 2968cc 181 CID |
| | 2006-2009 | MERCURY MILAN | 3.0L V6 2968cc 181 CID |
| | 2006 | LINCOLN ZEPHYR | 3.0L V6 2968cc 181 CID |
| US9493 | 1977-1979 | TOYOTA LAND CRUISER | 4.2L L6 4227cc |
| US9494 | 2000-2006 | HONDA INSIGHT | 1.0L L3 995cc 61 CID |
| US9495 | 2006-2011 | HONDA CIVIC | 2.0L L4 1998cc 122 CID |
| US9496 | 2002-2005 | LAND ROVER FREELANDER | 2.5L V6 2500cc 153 CID |
| US11001 | 2009-2011 | MERCURY MARINER | 2.5L L4 2488cc 152 CID |
| | 2009-2012 | FORD ESCAPE | 2.5L L4 2488cc 152 CID |
| US11002 | 2005-2008 | FORD ESCAPE | 2.3L L4 140 CID |
| | 2006-2008 | MERCURY MARINER | 2.3L L4 140 CID |
| | 2011 | FORD ESCAPE | 2.5L L4 2488cc 152 CID |
| US11003 | 2000-2002 | AUDI A6 QUATTRO | 2.7L V6 2671cc |
| | 2000-2002 | AUDI S4 | 2.7L V6 2671cc |
| | 2001-2002 | AUDI ALLROAD QUATTRO | 2.7L V6 2671cc |
| | 2001-2006 | AUDI TT QUATTRO | 1.8L L4 1781cc |
| | 2002-2005 | VOLKSWAGEN JETTA | 1.8L L4 1781cc |
| | 2002-2006 | AUDI TT | 1.8L L4 1781cc |
| | 2002-2006 | VOLKSWAGEN GOLF | 1.8L L4 1781cc |
| US11004 | 2000-2003 | VOLKSWAGEN EUROVAN | 2.8L V6 2792cc |
| | 2000-2004 | VOLKSWAGEN JETTA | 2.8L V6 2792cc |
| | 2000-2005 | VOLKSWAGEN GOLF | 2.8L V6 2792cc |
| | 2003-2004 | AUDI A6 QUATTRO | 2.7L V6 2671cc |
| | 2003-2005 | AUDI ALLROAD QUATTRO | 2.7L V6 2671cc |
| | 2004-2005 | VOLKSWAGEN TOUAREG | 3.2L V6 3200cc 195 CID |
| | 2004-2006 | VOLKSWAGEN TOUAREG | 3.2L V6 3189cc 195 CID |
| | 2004-2009 | AUDI TT QUATTRO | 3.2L V6 3189cc 195 CID |
| | 2004 | VOLKSWAGEN GOLF | 3.2L V6 3189cc |
| | 2004 | VOLKSWAGEN PHAETON | 6.0L W12 6000cc |
| | 2006-2009 | AUDI A3 QUATTRO | 3.2L V6 3189cc 195 CID |
| | 2006 | VOLKSWAGEN PHAETON | 6.0L W12 5998cc 366 CID |
| | 2007-2008 | VOLKSWAGEN EOS | 3.2L V6 3189cc 195 CID |
| | 2007-2009 | VOLKSWAGEN TOUAREG | 4.2L V8 4163cc |
| | 2007-2010 | AUDI Q7 | 3.6L V6 3597cc 219 CID |
| | 2007-2010 | VOLKSWAGEN TOUAREG | 3.6L V6 3597cc 219 CID |
| | 2008-2014 | AUDI R8 | 4.2L V8 4163cc |
| 2008 | VOLKSWAGEN EOS | 3.2L V6 3197cc 195 CID | |
| 2008 | VOLKSWAGEN R32 | 3.2L V6 3189cc 195 CID | |
| 2010-2014 | AUDI R8 | 5.2L V10 5204cc | |
| US11005 | 2005-2012 | NISSAN PATHFINDER | 4.0L V6 3954cc |
| US11006 | 2008-2010 | FORD F-250 SUPER DUTY | 6.4L V8 391 CID |
| | 2008-2010 | FORD F-350 SUPER DUTY | 6.4L V8 391 CID |
| | 2008-2010 | FORD F-450 SUPER DUTY | 6.4L V8 391 CID |
| | 2008-2010 | FORD F-550 SUPER DUTY | 6.4L V8 391 CID |
| | 2008-2010 | FORD F-550 SUPER DUTY | 6.4L V8 391 CID |
| US11007 | 2009-2011 | MERCURY MARINER | 2.5L L4 2488cc 152 CID |
| | 2009-2012 | FORD ESCAPE | 2.5L L4 2488cc 152 CID |
| US11008 | 2008-2010 | VOLKSWAGEN PASSAT | 2.0L L4 1984cc 121 CID |
| | 2008-2013 | AUDI A3 | 2.0L L4 1984cc 121 CID |
| | 2008-2013 | VOLKSWAGEN JETTA | 2.0L L4 1984cc 121 CID |

| USMW | Years | Application | Engine |
|-----------|-----------------------------|---------------------------|-------------------------|
| | 2008-2014 | VOLKSWAGEN GTI | 2.0L L4 1984cc 121 CID |
| | 2009-2013 | AUDI A3 QUATTRO | 2.0L L4 1984cc 121 CID |
| | 2009-2014 | AUDI TT QUATTRO | 2.0L L4 1984cc 121 CID |
| | 2009-2014 | VOLKSWAGEN CC | 2.0L L4 1984cc 121 CID |
| | 2009-2014 | VOLKSWAGEN EOS | 2.0L L4 1984cc 121 CID |
| | 2009-2014 | VOLKSWAGEN TIGUAN | 2.0L L4 1984cc 121 CID |
| | 2009 | AUDI TT | 2.0L L4 1984cc 121 CID |
| | 2010 | AUDI A3 (MEX) | 2.0L L4 1998cc 122 CID |
| | 2012-2013 | VOLKSWAGEN BEETLE | 2.0L L4 1984cc 121 CID |
| US11009 | 2003-2005 | MERCEDES-BENZ E320 | 3.2L V6 3199cc |
| | 2003-2005 | MERCEDES-BENZ E500 | 5.0L V8 4973cc |
| | 2003-2006 | MERCEDES-BENZ E55 AMG | 5.5L V8 5439cc 335 CID |
| | 2004-2006 | MERCEDES-BENZ E500 | 5.0L V8 4966cc |
| | 2005-2006 | MERCEDES-BENZ E320 | 3.2L L6 3222cc |
| | 2006-2009 | MERCEDES-BENZ E350 | 3.5L V6 3498cc |
| | 2006-2011 | MERCEDES-BENZ ML350 | 3.5L V6 3498cc |
| | 2006-2012 | MERCEDES-BENZ R350 | 3.5L V6 3498cc |
| | 2006 | MERCEDES-BENZ CLS500 | 5.0L V8 4966cc |
| | 2006 | MERCEDES-BENZ CLS55 AMG | 5.5L V8 5439cc 335 CID |
| | 2006 | MERCEDES-BENZ ML500 | 5.0L V8 4966cc |
| | 2006 | MERCEDES-BENZ R500 | 5.0L V8 4966cc |
| | 2007-2009 | MERCEDES-BENZ E320 | 3.0L V6 2987cc |
| | 2007-2009 | MERCEDES-BENZ E550 | 5.5L V8 5461cc |
| | 2007-2009 | MERCEDES-BENZ E63 AMG | 6.3L V8 6208cc |
| | 2007-2009 | MERCEDES-BENZ GL320 | 3.0L V6 2987cc |
| | 2007-2009 | MERCEDES-BENZ ML320 | 3.0L V6 2987cc |
| | 2007-2009 | MERCEDES-BENZ R320 | 3.0L V6 2987cc |
| | 2007-2011 | MERCEDES-BENZ CLS550 | 5.5L V8 5461cc |
| | 2007-2011 | MERCEDES-BENZ CLS63 AMG | 6.3L V8 6208cc |
| | 2007-2011 | MERCEDES-BENZ ML63 AMG | 6.3L V8 6208cc |
| | 2007-2012 | MERCEDES-BENZ GL450 | 4.6L V8 4663cc |
| | 2007 | MERCEDES-BENZ ML500 | 5.0L V8 4973cc |
| | 2007 | MERCEDES-BENZ R500 | 5.0L V8 4973cc |
| | 2007 | MERCEDES-BENZ R63 AMG | 6.3L V8 6208cc |
| | 2008-2011 | MERCEDES-BENZ ML550 | 5.5L V8 5461cc |
| | 2008-2012 | MERCEDES-BENZ GL550 | 5.5L V8 5461cc |
| | 2010-2011 | MERCEDES-BENZ ML350 | 3.0L V6 2987cc |
| | 2010-2011 | MERCEDES-BENZ ML450 | 3.5L V6 3498cc |
| | 2010-2012 | MERCEDES-BENZ GL350 | 3.0L V6 2987cc |
| | 2010-2012 | MERCEDES-BENZ R350 | 3.0L V6 2987cc |
| | 2012 | MERCEDES-BENZ ML63 AMG | 5.5L V8 5461cc |
| | 2013-2014 | MERCEDES-BENZ G63 AMG | 5.5L V8 5461cc |
| 2014 | MERCEDES-BENZ SPRINTER 2500 | 2.1L L4 2143cc 131 CID | |
| 2014 | MERCEDES-BENZ SPRINTER 3500 | 2.1L L4 2143cc 131 CID | |
| US11011 | 2004-2009 | TOYOTA PRIUS | 1.5L L4 1497cc |
| US11012 | 2007-2011 | TOYOTA CAMRY | 2.4L L4 2362cc |
| US11013 | 2004-2009 | TOYOTA PRIUS | 1.5L L4 1497cc |
| | 2010 | BMW 335i (MEX) | 3.0L L6 2979cc 182 CID |
| US11014 | 1999-2003 | FORD F-150 | 5.4L V8 330 CID |
| | 2003 | FORD MUSTANG | 4.6L V8 281 CID |
| US11015 | 2002-2004 | MERCEDES-BENZ C32 AMG | 3.2L V6 3199cc |
| | 2002-2004 | MERCEDES-BENZ SLK32 AMG | 3.2L V6 3199cc |
| | 2003-2006 | MERCEDES-BENZ E55 AMG | 5.5L V8 5439cc 335 CID |
| | 2003-2013 | MERCEDES-BENZ S600 | 5.5L V12 5513cc 336 CID |
| | 2003-2014 | MERCEDES-BENZ CL600 | 5.5L V12 5513cc 336 CID |
| | 2004-2009 | MERCEDES-BENZ SL600 | 5.5L V12 5513cc 336 CID |
| | 2005-2009 | MERCEDES-BENZ SLR MCLAREN | 5.5L V8 5439cc 335 CID |
| | 2005-2011 | MERCEDES-BENZ G55 AMG | 5.5L V8 5439cc 335 CID |
| | 2005-2011 | MERCEDES-BENZ SL65 AMG | 6.0L V12 5980cc 365 CID |
| | 2005-2014 | MERCEDES-BENZ CL65 AMG | 6.0L V12 5980cc 365 CID |
| | 2006-2007 | MERCEDES-BENZ C280 | 3.0L V6 2996cc |
| | 2006-2007 | MERCEDES-BENZ C350 | 3.5L V6 3498cc |
| | 2006 | MERCEDES-BENZ CLS55 AMG | 5.5L V8 5439cc 335 CID |
| | 2006 | MERCEDES-BENZ S65 AMG | 6.0L V12 5980cc 365 CID |
| | 2007-2011 | MERCEDES-BENZ ML63 AMG | 6.3L V8 6208cc |
| 2007 | MERCEDES-BENZ R63 AMG | 6.3L V8 6208cc | |
| 2008-2010 | MERCEDES-BENZ CL63 AMG | 6.3L V8 6208cc | |
| 2010-2011 | MERCEDES-BENZ ML450 | 3.5L V6 3498cc | |
| 2011-2013 | MERCEDES-BENZ S63 AMG | 5.5L V8 5461cc | |

| USMW | Years | Application | Engine |
|---------|-----------|-------------------------|------------------------|
| US11015 | 2011-2014 | MERCEDES-BENZ CL550 | 4.6L V8 4663cc |
| | 2012-2013 | MERCEDES-BENZ S550 | 4.6L V8 4663cc |
| | 2012-2014 | MERCEDES-BENZ CLS550 | 4.6L V8 4663cc |
| | 2012-2014 | MERCEDES-BENZ CLS63 AMG | 5.5L V8 5461cc |
| | 2012-2014 | MERCEDES-BENZ E550 | 4.6L V8 4663cc |
| | 2012-2014 | MERCEDES-BENZ E63 AMG | 5.5L V8 5461cc |
| | 2012-2014 | MERCEDES-BENZ ML63 AMG | 5.5L V8 5461cc |
| | 2013-2014 | MERCEDES-BENZ GL450 | 4.6L V8 4663cc |
| | 2013-2014 | MERCEDES-BENZ GL550 | 4.6L V8 4663cc |
| | 2013-2014 | MERCEDES-BENZ GL63 AMG | 5.5L V8 5461cc 333 CID |
| | 2013-2014 | MERCEDES-BENZ SL550 | 4.6L V8 4663cc |
| | 2014 | MERCEDES-BENZ E63 AMG S | 5.5L V8 5461cc |
| | 2014 | MERCEDES-BENZ ML550 | 4.6L V8 4663cc |

| USMW | Years | Application | Engine |
|------|-------|-------------|--------|
|------|-------|-------------|--------|

WATER PUMPS

| | |
|----------------|----------------|
| US61 | |
| FORD | 3C3Z 8501 |
| US63 | |
| GENERAL MOTORS | 19168888 |
| GENERAL MOTORS | 97216136 |
| US64 | |
| GENERAL MOTORS | 12456113 |
| GENERAL MOTORS | 12458935 |
| GENERAL MOTORS | 88894290 |
| GENERAL MOTORS | 89017439 |
| GENERAL MOTORS | 89018166 |
| ISUZU | 8-88894-290-0 |
| ISUZU | 8-89017-439-0 |
| ISUZU | 8-89018-166-0 |
| SAAB | 89 01 8166 |
| US64-T | |
| GENERAL MOTORS | 12456113 |
| GENERAL MOTORS | 12458935 |
| GENERAL MOTORS | 88894290 |
| GENERAL MOTORS | 89017439 |
| GENERAL MOTORS | 89018166 |
| ISUZU | 8-88894-290-0 |
| ISUZU | 8-89017-439-0 |
| ISUZU | 8-89018-166-0 |
| SAAB | 89 01 8166 |
| US65 | |
| GENERAL MOTORS | 89017592 |
| GENERAL MOTORS | 89017593 |
| GENERAL MOTORS | 89018053 |
| US65N | |
| GENERAL MOTORS | 89017457 |
| GENERAL MOTORS | 89018052 |
| US65N-T | |
| GENERAL MOTORS | 89017457 |
| GENERAL MOTORS | 89018052 |
| US65-T | |
| GENERAL MOTORS | 89017592 |
| GENERAL MOTORS | 89017593 |
| GENERAL MOTORS | 89018053 |
| US67 | |
| FORD | 4C3Z 8501-ABRM |
| FORD | 4C3Z 8501-AC |
| US72 | |
| GENERAL MOTORS | 12637105 |
| GENERAL MOTORS | 97372515 |
| GENERAL MOTORS | 98031233 |
| GENERAL MOTORS | 98098889 |
| US73 | |
| GENERAL MOTORS | 94391670 |
| ISUZU | 8-94391-670-5 |
| ISUZU | 8-97602-776-0 |
| US76 | |
| FORD | 8C3Z-8501-B |
| US77 | |
| FORD | BC3Z 8501-A |
| US79 | |
| GENERAL MOTORS | 19180610 |
| US488 | |
| FORD | B5A-8501-C |
| FORD | B6A-8501-B |
| FORD | B6A-8501-C |

| | |
|-----------------|-------------|
| US563 | |
| GENERAL MOTORS | 3741033 |
| GENERAL MOTORS | 3774186 |
| US670 | |
| GENERAL MOTORS | 3632119 |
| US723 | |
| FORD | C2AZ 8501-A |
| FORD | C2AZ 8501-B |
| FORD | C4AZ 8501-A |
| FORD | C4AZ 8501-B |
| US819 | |
| FORD | C5AZ 8501-B |
| FORD | C5AZ 8501-K |
| FORD | C5OZ 8501-A |
| US821 | |
| GENERAL MOTORS | 1396879 |
| GENERAL MOTORS | 1396880 |
| US835 | |
| GENERAL MOTORS | 2475788 |
| GENERAL MOTORS | 8885837 |
| US843 | |
| AMERICAN MOTORS | 3209 691 |
| AMERICAN MOTORS | J8120 129 |
| US850 | |
| GENERAL MOTORS | 9772372 |
| GENERAL MOTORS | 9784281 |
| GENERAL MOTORS | 9788606 |
| GENERAL MOTORS | 9793130 |
| US851 | |
| GENERAL MOTORS | 1486579 |
| GENERAL MOTORS | 3633088 |
| US855 | |
| GENERAL MOTORS | 1363989 |
| GENERAL MOTORS | 1396317 |
| GENERAL MOTORS | 1396346 |
| GENERAL MOTORS | 1396715 |
| GENERAL MOTORS | 1396876 |
| US861 | |
| GENERAL MOTORS | 3927565 |
| GENERAL MOTORS | 3990992 |
| GENERAL MOTORS | 6258458 |
| US896 | |
| GENERAL MOTORS | 12307798 |
| GENERAL MOTORS | 3861920 |
| GENERAL MOTORS | 3876172 |
| GENERAL MOTORS | 3929218 |
| GENERAL MOTORS | 3932422 |
| GENERAL MOTORS | 6258119 |
| US918 | |
| CHRYSLER | 2585 291 |
| CHRYSLER | 3004 715 |
| US919 | |
| CHRYSLER | 1752422 |
| CHRYSLER | 2421375 |
| CHRYSLER | 2448315 |
| CHRYSLER | 2485385 |
| CHRYSLER | 3004762 |
| CHRYSLER | 3004991 |
| US926 | |
| GENERAL MOTORS | 230337 |
| GENERAL MOTORS | 230609 |

| | |
|-----------------|--------------|
| GENERAL MOTORS | 230900 |
| GENERAL MOTORS | 231933 |
| GENERAL MOTORS | 400269 |
| GENERAL MOTORS | 404847 |
| US927 | |
| GENERAL MOTORS | 358937 |
| GENERAL MOTORS | 3877021 |
| GENERAL MOTORS | 3960122 |
| US932 | |
| FORD | D6AZ 8501-A |
| US953 | |
| FORD | D00Z 8501-C |
| FORD | D6ZZ 8501-B |
| US960 | |
| FORD | D5DZ 8501-A |
| US964 | |
| FORD | D1FZ 8501-A |
| FORD | D3RY 8501-A |
| US975 | |
| GENERAL MOTORS | 12300305 |
| GENERAL MOTORS | 12309445 |
| GENERAL MOTORS | 488377 |
| US981 | |
| GENERAL MOTORS | 3856284 |
| GENERAL MOTORS | 3876173 |
| GENERAL MOTORS | 3957982 |
| GENERAL MOTORS | 458486 |
| US984 | |
| GENERAL MOTORS | 6258551 |
| US985 | |
| GENERAL MOTORS | 3998214 |
| GENERAL MOTORS | 6260822 |
| US986 | |
| AMERICAN MOTORS | 8120 236 |
| AMERICAN MOTORS | J8121 236 |
| US1002 | |
| GENERAL MOTORS | 12484890 |
| GENERAL MOTORS | 14085852 |
| GENERAL MOTORS | 19168606 |
| US1006 | |
| TOYOTA | 16100-29026 |
| TOYOTA | 16100-29055 |
| US1010 | |
| CHRYSLER | 7124 4450 |
| CHRYSLER | 7522 1515 |
| US1012 | |
| CHRYSLER | MD001300 |
| US1018 | |
| GENERAL MOTORS | 1260709 |
| GENERAL MOTORS | 25527536 |
| US1021 | |
| CHRYSLER | 8120 131 |
| US1028 | |
| FORD | D3UZ 8501-A |
| US1040 | |
| CHRYSLER | 3780 127 |
| US1042 | |
| FORD | D77Z 8501-A |
| MAZDA | 0381-15-010A |

| | |
|-----------------------|--------------|
| US1042 (CONT.) | |
| MAZDA | 0381-15-010B |
| MAZDA | 0381-99-151 |
| MAZDA | 0381-99-151A |
| US1044 | |
| FORD | D4DZ 8501-A |
| US1045 | |
| GENERAL MOTORS | 1247080 |
| US1046 | |
| GENERAL MOTORS | 94022627 |
| US1047 | |
| FORD | D8ZZ 8501-A |
| US1052 | |
| FORD | D4UZ 8501-A |
| US1053 | |
| CHRYSLER | 3780 108 |
| CHRYSLER | 3780 109 |
| CHRYSLER | 3837 641 |
| CHRYSLER | 4728 533 |
| CHRYSLER | 5302 0185 |
| GENERAL MOTORS | 2402 903 |
| US1061 | |
| GENERAL MOTORS | 1241680 |
| GENERAL MOTORS | 1334037 |
| US1069 | |
| GENERAL MOTORS | 359913 |
| US1070 | |
| FORD | D5ZZ 8501-A |
| US1075 | |
| FORD | D4TZ 8501-H |
| US1077 | |
| CHRYSLER | 8125 501 |
| CHRYSLER | 8129 459 |
| US1082 | |
| FORD | D0TZ 8501-B |
| FORD | D4TZ 8501-G |
| FORD | D4TZ 8501-M |
| US1083 | |
| FORD | D4TZ 8501-E |
| FORD | D4TZ 8501-K |
| US1088 | |
| GENERAL MOTORS | 361053 |
| US1094 | |
| FORD | D5TZ 8501-D |
| FORD | D7HZ 8501-D |
| US1096 | |
| FORD | D5TZ 8501-E |
| FORD | D7HZ 8501-E |
| US1100 | |
| GENERAL MOTORS | 231886 |
| US1107 | |
| AMERICAN MOTORS | 8132 274 |
| CHRYSLER | 8132 274 |
| CHRYSLER | JR77 5045 |
| GENERAL MOTORS | 10120938 |
| GENERAL MOTORS | 361054 |
| US1109 | |
| GENERAL MOTORS | 474028 |

| | |
|-----------------|---------------|
| US1110 | |
| GENERAL MOTORS | 361055 |
| US1113 | |
| GENERAL MOTORS | 376746 |
| US1114 | |
| FORD | D8TZ 8501-B |
| FORD | E5TZ 8501-C |
| FORD | F1TZ 8501-A |
| US1120 | |
| GENERAL MOTORS | 12337519 |
| GENERAL MOTORS | 231462 |
| GENERAL MOTORS | 556283 |
| US1121 | |
| GENERAL MOTORS | 10048917 |
| GENERAL MOTORS | 12522033 |
| GENERAL MOTORS | 12524131 |
| GENERAL MOTORS | 12529305 |
| GENERAL MOTORS | 14085847 |
| GENERAL MOTORS | 474029 |
| GENERAL MOTORS | 88894341 |
| US1124 | |
| CHRYSLER | MD021450 |
| US1127 | |
| GENERAL MOTORS | 94202477 |
| ISUZU | 8-94202-477-1 |
| ISUZU | 8-94224-894-0 |
| ISUZU | 8-97012-298-0 |
| US1137 | |
| GENERAL MOTORS | 474056 |
| US3400 | |
| CHRYSLER | 8127 974 |
| US3401 | |
| CHRYSLER | 3234 427 |
| CHRYSLER | 8125 131 |
| CHRYSLER | J323 4427 |
| CHRYSLER | JR77 5050 |
| US3403 | |
| AMERICAN MOTORS | 8130 749 |
| AMERICAN MOTORS | 8133 033 |
| CHRYSLER | 8130 749 |
| CHRYSLER | 8133 033 |
| CHRYSLER | J813 4320 |
| CHRYSLER | JR77 5046 |
| US3404 | |
| AMERICAN MOTORS | 8133 034 |
| CHRYSLER | J813 4321 |
| US3405 | |
| RENAULT | 8982 775051 |
| US3406 | |
| RENAULT | 7701 462085 |
| US3407 | |
| RENAULT | 7701 460055 |
| RENAULT | 7701 461239 |
| US3408 | |
| RENAULT | 8982 775055 |
| US3409 | |
| CHRYSLER | JR77 5056 |
| US3410 | |
| CHRYSLER | JR77 5053 |

| | |
|-----------------|--------------|
| RENAULT | 7701 463182 |
| US3411 | |
| CHRYSLER | T1464552 |
| US3412 | |
| CHRYSLER | 4626 215 |
| CHRYSLER | 4626 215AD |
| CHRYSLER | 4626 215AE |
| CHRYSLER | 4626 215AF |
| CHRYSLER | JR77 5122 |
| CHRYSLER | R462 6215 |
| US3413 | |
| CHRYSLER | JR77 5047 |
| US3414 | |
| AMERICAN MOTORS | 4797 143 |
| CHRYSLER | 4797 143 |
| CHRYSLER | 8350 2957 |
| US4002 | |
| FORD | D8BZ 8501-A |
| US4003 | |
| FORD | D8RZ 8501-A |
| US4005 | |
| FORD | D8FZ 8501-A |
| US4014 | |
| FORD | E1AZ 8501-A |
| FORD | E6AZ 8501-B |
| US4014H | |
| FORD | E1AZ 8501-A |
| FORD | E6AZ 8501-B |
| US4016 | |
| FORD | E2DZ 8501-A |
| US4018 | |
| FORD | E9TZ 8501-B |
| FORD | XU2Z 8501-EA |
| US4020 | |
| FORD | E9PZ 8501-A |
| FORD | FOPZ 8501-A |
| US4022 | |
| FORD | E93Z 8501-A |
| US4023 | |
| FORD | E3TZ 8501-F |
| US4024 | |
| FORD | E0ZZ 8501-A |
| FORD | E4ZZ 8501-A |
| US4030N | |
| FORD | E2TZ 8501-A |
| FORD | E9PZ 8501-D |
| US4033 | |
| FORD | E3TZ 8501-G |
| US4034 | |
| FORD | E6DZ 8501-A |
| FORD | F4DZ 8501-B |
| US4035 | |
| FORD | E5ZZ 8501-A |
| US4037 | |
| FORD | D9HZ 8501-A |
| FORD | D9HZ 8501-B |
| FORD | E2HZ 8501-B |
| FORD | E5HZ 8501-A |

| | |
|---------------|----------------|
| US4038 | |
| FORD | F0ZZ 8501-A |
| FORD | F3ZZ 8501-B |
| US4039 | |
| FORD | E69Z 8501-A |
| FORD | F59Z 8501-B |
| MAZDA | ZZMA-15-010 |
| US4040 | |
| FORD | E8FZ 8501-A |
| US4041 | |
| FORD | F23Z 8501-B |
| FORD | F33Z 8501-A |
| US4042 | |
| FORD | E6TZ 8501-A |
| US4044 | |
| FORD | E7TZ 8501-A |
| FORD | F0TZ 8501-E |
| FORD | F3TZ 8501-C |
| FORD | F5TZ 8501H2-A |
| US4045 | |
| FORD | E7RY 8501-A |
| US4048 | |
| FORD | E7TZ 8501-B |
| FORD | FOTZ 8501-F |
| US4049 | |
| FORD | E8BZ 8501-A |
| FORD | E9BZ 8501-A |
| FORD | F4BZ 8501-B |
| FORD | F7BZ 8501-A |
| KIA | 0K930-15-010A |
| MAZDA | 8AB4-15-010A |
| MAZDA | 8AB7-15-010 |
| MAZDA | 8AD2-15-010A |
| MAZDA | B630-15-010RMD |
| US4050 | |
| FORD | F1SZ 8501-B |
| US4051 | |
| FORD | E8DZ 8501-A |
| FORD | E8DZ 8501-B |
| US4052 | |
| FORD | E8AZ 8501-A |
| FORD | FOAZ 8501-A |
| US4053 | |
| FORD | E92Z 8501-A |
| KIA | 0FE1H-15-010H |
| MAZDA | FEMJ-15-100RMO |
| US4054 | |
| FORD | E4BZ 8501-A |
| FORD | E6ZZ 8501-A |
| MAZDA | ZZM0-15-010 |
| US4055 | |
| FORD | E9SZ 8501-B |
| US4056 | |
| FORD | E9DZ 8501-B |
| US4057 | |
| FORD | F1SZ 8501-A |
| US4059 | |
| FORD | F02Z 8501-B |

| | |
|---------------|----------------|
| US4060 | |
| FORD | F0TZ 8501-G |
| FORD | F5TZ 8501-C |
| FORD | F7TZ 8501-AB |
| FORD | F7TZ 8501-AC |
| FORD | FOTZ 8501-D |
| MAZDA | ZZL0-15-010A |
| MAZDA | ZZM5-15-010 |
| MAZDA | ZZM5-15-010A |
| US4061 | |
| FORD | FODZ 8501-A |
| US4065 | |
| FORD | FOCZ 8501-A |
| US4066 | |
| FORD | F1VY 8501-A |
| FORD | F4AZ 8501-A |
| FORD | F8AZ 8501-AA |
| US4067 | |
| FORD | D2RY 8501-A |
| US4068 | |
| FORD | E9JY 8501-B |
| MAZDA | 8AB5-15-010A |
| MAZDA | 8AB8-15-010 |
| MAZDA | B660-15-010RME |
| US4069 | |
| FORD | F1CZ 8501-A |
| FORD | F4CZ 8501-A |
| FORD | F6PZ 8501-AA |
| US4070 | |
| FORD | F23Z 8501-A |
| US4072 | |
| FORD | F1HZ 8501-D |
| US4077 | |
| FORD | F2TZ 8501-A |
| US4078 | |
| FORD | F32Z 8501-B |
| MAZDA | 8AG9-15-010 |
| MAZDA | FP01-15-010F |
| MAZDA | FS01-15-010F |
| MAZDA | FS01-15-010RMF |
| US4079 | |
| FORD | F2UZ 8501-A |
| FORD | F3TZ 8501-E |
| FORD | F6TZ 8501-KB |
| US4081 | |
| FORD | F2UZ 8501-C |
| US4082 | |
| FORD | F3DZ 8501-A |
| US4083 | |
| FORD | E9PZ 8501-C |
| US4086 | |
| FORD | F4TZ 8501-B |
| US4087 | |
| FORD | F4ZZ 8501-B |
| US4088 | |
| FORD | F5RZ 8501-B |
| US4089 | |
| FORD | F4DZ 8501-A |

| | |
|---------------|---------------|
| US4090 | |
| FORD | F4SZ 8501-A |
| US4091 | |
| FORD | EU2Z 8501-B |
| FORD | F63Z 8501-AA |
| FORD | XS2Z 8501-BC |
| FORD | XS2Z 8501-CC |
| FORD | XS2Z 8501-CD |
| FORD | XS2Z 8501-CF |
| FORD | XS2Z 8501-EA |
| MAZDA | AJ03-15-010B |
| MAZDA | AJY1-15-010 |
| MAZDA | GY01-15-010B |
| US4093 | |
| FORD | F57Z 8501-A |
| FORD | F87Z 8501-BA |
| FORD | F87Z 8501-BB |
| FORD | XL5Z 8501-CA |
| MAZDA | 1F00-15-010 |
| MAZDA | ZZM3-15-010 |
| US4094 | |
| FORD | 1F1Z 8501-AA |
| FORD | 2S7Z 8501-BG |
| FORD | 5F1Z 8501-A |
| FORD | 5L8Z 8501-AA |
| FORD | F5DZ 8501-A |
| FORD | F6DZ 8501-FA |
| FORD | F8DZ 8501-AA |
| FORD | XF1Z 8501-AA |
| US4095 | |
| FORD | F59Z 8501-A |
| FORD | F87Z 8501-DA |
| FORD | XL5Z 8501-AA |
| FORD | XL5Z 8501-AC |
| FORD | XL5Z 8501-AD |
| MAZDA | ZZM7-15-010 |
| MAZDA | ZZR1-15-010 |
| MAZDA | ZZR1-15-010A |
| MAZDA | ZZR1-15-010B |
| US4096 | |
| FORD | 1U2Z 8V501-CA |
| FORD | F4TZ 8501-ARM |
| FORD | F5TZ 8501-BRM |
| US4097 | |
| FORD | F5OY 8501-A |
| FORD | F8OZ 8501-AA |
| FORD | YF3Z 8501-A |
| FORD | YF3Z 8501-AB |
| US4098 | |
| FORD | F5DZ 8501-CL |
| FORD | F6DZ 8501-A |
| FORD | F7DZ 8501-A |
| US4099 | |
| FORD | F5TZ 8501-A |
| FORD | F6TZ 8501-KA |
| US4101 | |
| FORD | F87Z 8501-CA |
| US4102 | |
| FORD | 3F2Z 8501-BB |
| FORD | 5F2Z 8501-A |
| FORD | 6U7Z 8501-A |
| FORD | 6U7Z 8501-B |
| FORD | F68Z 8501-A |

| | |
|-----------------------|---------------|
| US4102 (CONT.) | |
| FORD | XF2Z 8501-AA |
| US4103 | |
| FORD | 3R3Z 8501-A |
| FORD | 3R3Z 8501-BB |
| FORD | F6ZZ 8501-A |
| FORD | F7ZZ 8501-AA |
| FORD | F8ZZ 8501-AA |
| US4104 | |
| FORD | YSG6 8501-A2C |
| US4105 | |
| FORD | 3L3Z 8501-DB |
| FORD | 5L3Z 8501-A |
| FORD | F85Z 8501-AA |
| US4106 | |
| FORD | F6DZ 8501-B |
| US4107 | |
| FORD | F7CZ 8501-AB |
| US4108 | |
| FORD | 6L2Z 8501-A |
| FORD | F77Z 8501-AD |
| MAZDA | 1F22-15-010 |
| MAZDA | 1F82-15-010 |
| US4109 | |
| FORD | 4C3Z 8501-B |
| FORD | F81Z 8501-DA |
| FORD | YC3Z 8501-AA |
| FORD | YC3Z 8501-AB |
| US4113 | |
| FORD | F3LY 8501-A |
| FORD | F6LZ 8501-AA |
| FORD | YW7Z 8501-AA |
| US4114 | |
| FORD | 2C3Z 8V501-BA |
| FORD | F6TZ 8501-AA |
| FORD | F7TZ 8501-CRM |
| FORD | F81Z 8501-ARM |
| FORD | F81Z 8501-CRM |
| FORD | F81Z 8501-FA |
| US4115 | |
| FORD | F8RZ 8501-EN |
| FORD | F8RZ 8501-NE |
| MAZDA | YF09-15-100 |
| US4118 | |
| FORD | XW4Z 8501-BA |
| FORD | XW4Z 8501-CD |
| JAGUAR | AJ811935 |
| JAGUAR | AJ813157 |
| JAGUAR | C2S26232 |
| JAGUAR | XR813290 |
| US4119 | |
| FORD | 5R3Z 8501-A |
| FORD | XR3Z 8501-AA |
| FORD | YR3Z 8501-AB |
| US4121 | |
| FORD | 1L3Z 8501-BA |
| FORD | XL3Z 8501-BA |
| US4122 | |
| FORD | 3L3Z 8501-CA |
| FORD | F65Z 8501-BA |
| FORD | F7UZ 8501-CA |

| | |
|----------------|--------------|
| FORD | XC2Z 8501-BA |
| FORD | XL3Z 8501-AA |
| US4123 | |
| FORD | YS4Z 8501-AA |
| US4124 | |
| FORD | 2W9Z 8501-BB |
| JAGUAR | AJ88417 |
| JAGUAR | AJ88912 |
| LAND ROVER | 457 5902 |
| US4125 | |
| FORD | 1L3Z 8501-AB |
| US4126 | |
| FORD | 1S7Z 8501-A |
| FORD | 1S7Z 8501-AK |
| FORD | 4S4Z 8501-AA |
| MAZDA | 1F20-15-010 |
| MAZDA | 1F70-15-010 |
| MAZDA | L327-15-100 |
| MAZDA | L327-15-100A |
| MAZDA | L3G2-15-100 |
| MAZDA | L3G2-15-100A |
| MAZDA | LF01-15-100 |
| MAZDA | LF52-15-100 |
| MAZDA | LF52-15-100A |
| US4127 | |
| FORD | 1L2Z 8501-BA |
| FORD | 1L2Z 8501-BB |
| FORD | 5L2Z 8501-A |
| US4128 | |
| FORD | 5W7Z 8501-AA |
| FORD | YW7Z 8501-BB |
| US4129 | |
| FORD | 2R8Z 8501-AE |
| FORD | 5R8Z 8501-A |
| FORD | 5R8Z 8501-B |
| JAGUAR | AJ84817 |
| JAGUAR | C2C32677 |
| JAGUAR | C2C38862 |
| US4130 | |
| FORD | YC2Z 8501-BA |
| US4132 | |
| FORD | 5L8Z 8501-A |
| FORD | 5M8Z 8501-A |
| MAZDA | AJ03-15-010F |
| MAZDA | AJ03-15-010G |
| US5000 | |
| GENERAL MOTORS | 10013800 |
| GENERAL MOTORS | 10159526 |
| GENERAL MOTORS | 12481997 |
| US5001 | |
| GENERAL MOTORS | 10120945 |
| GENERAL MOTORS | 12482696 |
| GENERAL MOTORS | 14101304 |
| US5003 | |
| GENERAL MOTORS | 12309978 |
| US5004 | |
| GENERAL MOTORS | 10077051 |
| GENERAL MOTORS | 14071866 |
| GENERAL MOTORS | 14079351 |
| US5006 | |
| CHRYSLER | 8277 5049 |

| | |
|----------------|---------------|
| CHRYSLER | JR77 5049 |
| GENERAL MOTORS | 10089659 |
| US5007 | |
| GENERAL MOTORS | 10065240 |
| US5008 | |
| GENERAL MOTORS | 05740079 |
| GENERAL MOTORS | 12514269 |
| GENERAL MOTORS | 12534418 |
| GENERAL MOTORS | 15633465 |
| GENERAL MOTORS | 23500133 |
| GENERAL MOTORS | 5740079 |
| US5009 | |
| GENERAL MOTORS | 94136076 |
| ISUZU | 8-94240-378-0 |
| ISUZU | 8-97010-200-0 |
| US5010 | |
| GENERAL MOTORS | 3634580 |
| GENERAL MOTORS | 3634838 |
| US5012 | |
| GENERAL MOTORS | 12337663 |
| GENERAL MOTORS | 22514839 |
| US5013 | |
| GENERAL MOTORS | 94239153 |
| US5014 | |
| GENERAL MOTORS | 12337664 |
| GENERAL MOTORS | 22519584 |
| US5015 | |
| GENERAL MOTORS | 14063641 |
| US5016 | |
| GENERAL MOTORS | 10048919 |
| US5017 | |
| GENERAL MOTORS | 12508606 |
| GENERAL MOTORS | 12517379 |
| GENERAL MOTORS | 52273124 |
| GENERAL MOTORS | 90392908 |
| GENERAL MOTORS | 93231147 |
| US5019 | |
| GENERAL MOTORS | 14058915 |
| GENERAL MOTORS | 19168602 |
| US5019H | |
| GENERAL MOTORS | 14058915 |
| GENERAL MOTORS | 19168602 |
| US5020 | |
| GENERAL MOTORS | 10174979 |
| GENERAL MOTORS | 14089011 |
| US5021 | |
| GENERAL MOTORS | 94105354 |
| US5022 | |
| GENERAL MOTORS | 10032022 |
| US5023 | |
| GENERAL MOTORS | 12369484 |
| US5027 | |
| GENERAL MOTORS | 94118501 |
| ISUZU | 8-94118-501-0 |
| ISUZU | 8-97010-201-0 |
| US5028 | |
| GENERAL MOTORS | 12334884 |
| US5029 | |
| GENERAL MOTORS | 96054298 |

US5029 (CONT.)

| | |
|--------|-------------|
| SUZUKI | 17400-83811 |
| SUZUKI | 17400-83815 |

US5030

| | |
|----------------|----------|
| GENERAL MOTORS | 10046305 |
| GENERAL MOTORS | 12523505 |
| GENERAL MOTORS | 474055 |

US5031

| | |
|----------------|---------------|
| GENERAL MOTORS | 94109591 |
| ISUZU | 8-94109-591-1 |
| ISUZU | 8-94376-866-0 |

US5032

| | |
|----------------|---------------|
| GENERAL MOTORS | 10089654 |
| GENERAL MOTORS | 12363169 |
| GENERAL MOTORS | 12462265 |
| GENERAL MOTORS | 12518443 |
| ISUZU | 8-12462-265-0 |

US5033

| | |
|----------------|----------|
| GENERAL MOTORS | 10048949 |
| GENERAL MOTORS | 89017269 |
| GENERAL MOTORS | 89017311 |

US5035

| | |
|----------------|---------------|
| GENERAL MOTORS | 10048950 |
| GENERAL MOTORS | 10120943 |
| GENERAL MOTORS | 12482690 |
| ISUZU | 8-10120-943-0 |
| ISUZU | 8-12482-690-0 |

US5036

| | |
|----------------|----------|
| GENERAL MOTORS | 90220568 |
| GENERAL MOTORS | 90392902 |

US5037

| | |
|----------------|----------|
| GENERAL MOTORS | 10120944 |
| GENERAL MOTORS | 12482694 |

US5038

| | |
|----------------|----------|
| GENERAL MOTORS | 12456326 |
| GENERAL MOTORS | 12458326 |
| GENERAL MOTORS | 12521037 |
| GENERAL MOTORS | 12525123 |
| GENERAL MOTORS | 12527759 |

US5040

| | |
|----------------|----------|
| GENERAL MOTORS | 10181235 |
| GENERAL MOTORS | 10181327 |
| GENERAL MOTORS | 12458920 |
| GENERAL MOTORS | 12491038 |

US5041

| | |
|----------------|----------|
| GENERAL MOTORS | 12482000 |
|----------------|----------|

US5043

| | |
|----------------|----------|
| GENERAL MOTORS | 24570464 |
| GENERAL MOTORS | 24571389 |

US5045

| | |
|----------------|----------|
| GENERAL MOTORS | 90392900 |
|----------------|----------|

US5048

| | |
|----------------|-------------|
| GENERAL MOTORS | 91172178 |
| GENERAL MOTORS | 91173496 |
| GENERAL MOTORS | 96059659 |
| GENERAL MOTORS | 96062832 |
| SUZUKI | 17400-60812 |
| SUZUKI | 17400-60813 |
| SUZUKI | 17400-60815 |

US5049

| | |
|----------------|----------|
| GENERAL MOTORS | 05743939 |
|----------------|----------|

| | |
|----------------|----------|
| GENERAL MOTORS | 10077059 |
| GENERAL MOTORS | 12369487 |
| GENERAL MOTORS | 12522031 |
| GENERAL MOTORS | 12532529 |
| GENERAL MOTORS | 12532531 |
| GENERAL MOTORS | 19201601 |
| GENERAL MOTORS | 88894005 |

US5050

| | |
|----------------|----------|
| GENERAL MOTORS | 12336298 |
| GENERAL MOTORS | 12482919 |
| GENERAL MOTORS | 12537495 |

US5051

| | |
|----------------|----------|
| GENERAL MOTORS | 10174846 |
| GENERAL MOTORS | 12458922 |
| GENERAL MOTORS | 12522034 |

US5054

| | |
|----------------|----------|
| GENERAL MOTORS | 19168612 |
| GENERAL MOTORS | 21006933 |
| GENERAL MOTORS | 21007155 |
| GENERAL MOTORS | 21007225 |
| GENERAL MOTORS | 21007288 |
| GENERAL MOTORS | 21007655 |
| GENERAL MOTORS | 21015340 |

US5056

| | |
|----------------|----------|
| GENERAL MOTORS | 10159599 |
|----------------|----------|

US5057

| | |
|----------------|----------|
| GENERAL MOTORS | 90392901 |
|----------------|----------|

US5058

| | |
|----------------|-------------|
| GENERAL MOTORS | 91173189 |
| GENERAL MOTORS | 91175666 |
| GENERAL MOTORS | 91176915 |
| SUZUKI | 17400-82824 |
| SUZUKI | 17400-82850 |
| SUZUKI | 17400-82851 |

US5062

| | |
|----------------|----------|
| GENERAL MOTORS | 05743241 |
| GENERAL MOTORS | 12514574 |
| GENERAL MOTORS | 12534417 |
| GENERAL MOTORS | 15633466 |
| GENERAL MOTORS | 19168611 |
| GENERAL MOTORS | 23500138 |
| GENERAL MOTORS | 88894044 |

US5063

| | |
|----------------|----------|
| GENERAL MOTORS | 12509653 |
|----------------|----------|

US5064

| | |
|----------------|---------|
| GENERAL MOTORS | 7490004 |
|----------------|---------|

US5066

| | |
|----------------|----------|
| GENERAL MOTORS | 12523499 |
|----------------|----------|

US5067

| | |
|----------------|----------|
| GENERAL MOTORS | 12507232 |
|----------------|----------|

US5068

| | |
|----------------|----------|
| GENERAL MOTORS | 12518277 |
| GENERAL MOTORS | 12527741 |

US5069

| | |
|----------------|----------|
| GENERAL MOTORS | 12523502 |
| GENERAL MOTORS | 12527740 |

US5070

| | |
|----------------|----------|
| GENERAL MOTORS | 12520914 |
|----------------|----------|

US5072

| | |
|----------------|----------|
| GENERAL MOTORS | 12487361 |
| GENERAL MOTORS | 12529993 |

| | |
|----------------|----------|
| GENERAL MOTORS | 19210509 |
| GENERAL MOTORS | 7490007 |
| GENERAL MOTORS | 88894344 |
| GENERAL MOTORS | 89017467 |
| GENERAL MOTORS | 89017900 |

US5073

| | |
|----------------|----------|
| GENERAL MOTORS | 12522036 |
|----------------|----------|

US5074

| | |
|----------------|----------|
| GENERAL MOTORS | 05744474 |
| GENERAL MOTORS | 05744662 |
| GENERAL MOTORS | 05744938 |
| GENERAL MOTORS | 12530176 |
| GENERAL MOTORS | 12534772 |
| GENERAL MOTORS | 19168610 |
| GENERAL MOTORS | 88894036 |

US5075

| | |
|----------------|----------|
| GENERAL MOTORS | 12482903 |
| GENERAL MOTORS | 19209288 |
| GENERAL MOTORS | 89018214 |
| GENERAL MOTORS | 89060462 |

US5076

| | |
|----------------|----------|
| GENERAL MOTORS | 24577255 |
|----------------|----------|

US5077

| | |
|----------------|---------------|
| GENERAL MOTORS | 12532528 |
| GENERAL MOTORS | 89017748 |
| GENERAL MOTORS | 89060527 |
| ISUZU | 8-12532-528-0 |
| ISUZU | 8-89060-527-0 |

US5078

| | |
|----------------|----------|
| GENERAL MOTORS | 10140667 |
| GENERAL MOTORS | 12512740 |
| GENERAL MOTORS | 12520263 |
| GENERAL MOTORS | 12529192 |
| GENERAL MOTORS | 12551474 |

US5079

| | |
|----------------|-----------|
| GENERAL MOTORS | 55352002 |
| GENERAL MOTORS | 90543277 |
| GENERAL MOTORS | 93170697 |
| SAAB | 59 58 061 |
| SAAB | 88 21 944 |

US5081

| | |
|----------------|----------|
| GENERAL MOTORS | 12369537 |
| GENERAL MOTORS | 12456112 |
| GENERAL MOTORS | 12458934 |
| GENERAL MOTORS | 89017456 |

US5084

| | |
|----------------|----------|
| GENERAL MOTORS | 10074182 |
| GENERAL MOTORS | 14002440 |

US5085

| | |
|----------------|----------|
| GENERAL MOTORS | 12455105 |
| GENERAL MOTORS | 12458115 |

US5086

| | |
|----------------|----------|
| AM GENERAL | 05745093 |
| GENERAL MOTORS | 12456231 |
| GENERAL MOTORS | 19168609 |
| GENERAL MOTORS | 88894035 |

US5087

| | |
|----------------|---------------|
| GENERAL MOTORS | 12456113 |
| GENERAL MOTORS | 12458935 |
| GENERAL MOTORS | 88894290 |
| ISUZU | 8-88894-290-0 |
| ISUZU | 8-89017-439-0 |

| | |
|-----------------------|-----------------|
| US5087 (CONT.) | |
| ISUZU | 8-89018-166-0 |
| US5089 | |
| GENERAL MOTORS | 88893906 |
| GENERAL MOTORS | 89017693 |
| GENERAL MOTORS | 89017771 |
| US5090 | |
| GENERAL MOTORS | 88893907 |
| GENERAL MOTORS | 89017773 |
| US5092 | |
| GENERAL MOTORS | 12585226 |
| GENERAL MOTORS | 12591894 |
| GENERAL MOTORS | 12624936 |
| GENERAL MOTORS | 12630084 |
| GENERAL MOTORS | 24439798 |
| GENERAL MOTORS | 24467301 |
| GENERAL MOTORS | 55352570 |
| SAAB | 12 63 0084 |
| SAAB | 93 17 8602 |
| SAAB | 93 18 1118 |
| SAAB | 93 19 5308 |
| US5094 | |
| GENERAL MOTORS | 12456328 |
| US5097 | |
| AM GENERAL | 12620226 |
| AM GENERAL | 24576952 |
| GENERAL MOTORS | 12620226 |
| GENERAL MOTORS | 24576952 |
| ISUZU | 8-12620-226-0 |
| ISUZU | 8-24576-952-0 |
| SAAB | 12 62 0226 |
| SAAB | 24 57 6952 |
| US5099 | |
| GENERAL MOTORS | 88972167 |
| US5103 | |
| GENERAL MOTORS | 92149009 |
| US5980 | |
| JOHN DEERE | RE500734 |
| JOHN DEERE | RE500737 |
| JOHN DEERE | RE505980 |
| JOHN DEERE | RE505981 |
| US6000 | |
| VOLKSWAGEN / AUDI | 079 121 011 H |
| VOLKSWAGEN / AUDI | 079 121 011 Q |
| VOLKSWAGEN / AUDI | 079 121 012 B |
| VOLKSWAGEN / AUDI | 079 121 012 D |
| VOLKSWAGEN / AUDI | 079 121 014 D |
| US6001 | |
| BMW | 11 51 7 520 123 |
| US6003 | |
| BMW | 11 51 7 507 849 |
| BMW | 11 51 7 508 496 |
| US6006 | |
| FORD | AL3Z 8501-A |
| US6007 | |
| CHRYSLER | 5138 057AA |
| MERCEDES-BENZ | 647 200 01 01 |
| MERCEDES-BENZ | A642 200 13 01 |
| US6008 | |
| CHRYSLER | 5103 576AA |
| CHRYSLER | 5103 576AB |

| | |
|-------------------|----------------|
| MERCEDES-BENZ | 611 200 05 01 |
| MERCEDES-BENZ | 611 200 11 01 |
| MERCEDES-BENZ | 611 220 01 10 |
| MERCEDES-BENZ | A611 200 11 01 |
| US6009 | |
| AM GENERAL | 12600767 |
| GENERAL MOTORS | 12600767 |
| GENERAL MOTORS | 19208815 |
| SAAB | 12 60 0767 |
| US6009-T | |
| AM GENERAL | 12600767 |
| GENERAL MOTORS | 12600767 |
| GENERAL MOTORS | 19208815 |
| SAAB | 12 60 0767 |
| US6018 | |
| HONDA | 19200-RME-A01 |
| US6020 | |
| GENERAL MOTORS | 89017757 |
| GENERAL MOTORS | 89060479 |
| US6022 | |
| VOLKSWAGEN / AUDI | 06F 121 011 |
| VOLKSWAGEN / AUDI | 06F 121 011 X |
| US6023 | |
| FORD | 7T4Z 8501-B |
| FORD | 7T4Z 8501-C |
| FORD | 7T4Z 8501-D |
| FORD | AA5Z 8501-A |
| FORD | AA5Z 8501-D |
| MAZDA | CY02-15-010 |
| MAZDA | CY02-15-010A |
| MAZDA | CY02-15-010C |
| MAZDA | CY02-15-010D |
| MAZDA | ZZJ1-15-010 |
| US6030 | |
| MERCEDES-BENZ | 271 200 02 01 |
| US6034 | |
| VOLKSWAGEN / AUDI | 038 121 011 G |
| VOLKSWAGEN / AUDI | 038 121 011 GX |
| VOLKSWAGEN / AUDI | 03L 121 011 B |
| VOLKSWAGEN / AUDI | 03L 121 011 BX |
| VOLKSWAGEN / AUDI | 03L 121 011 G |
| VOLKSWAGEN / AUDI | 03L 121 011 GX |
| US6037 | |
| TOYOTA | 16100-09470 |
| TOYOTA | 16100-09471 |
| US6038 | |
| CHRYSLER | 5047 138AA |
| CHRYSLER | 5047 138AB |
| CHRYSLER | 5047 138AC |
| CHRYSLER | 6804 6026AA |
| MINITUBISHI | 1300A082 |
| MINITUBISHI | 1300A083 |
| US6046 | |
| GENERAL MOTORS | 96352650 |
| GENERAL MOTORS | 96872702 |
| US6047 | |
| TOYOTA | 16100-09440 |
| TOYOTA | 16100-09441 |
| TOYOTA | 16100-39456 |
| US6048 | |
| HYUNDAI | 25100-3C100 |
| HYUNDAI | 25100-3C120 |

| | |
|-------------------|----------------|
| HYUNDAI | 25100-3C130 |
| HYUNDAI | 25100-3C131 |
| KIA | 21355-3C510 |
| KIA | 25100-3C100 |
| KIA | 25100-3C120 |
| KIA | 25100-3C121 |
| KIA | 25100-3C130 |
| KIA | 25100-3C131 |
| US6049 | |
| SUBARU | 21111 AA280 |
| SUBARU | 21111 AA320 |
| US6050 | |
| VOLKSWAGEN / AUDI | 07K 121 011 B |
| VOLKSWAGEN / AUDI | 07K 121 011 BX |
| US6056 | |
| HONDA | 06194-RNA-305 |
| HONDA | 19200-RNA-A01 |
| HONDA | 19200-RNA-A02 |
| US6075 | |
| MERCEDES-BENZ | 272 200 04 01 |
| MERCEDES-BENZ | 272 200 04 91 |
| US6142 | |
| MERCEDES-BENZ | 272 200 09 01 |
| US6143 | |
| TOYOTA | 16100-39435 |
| TOYOTA | 16100-39436 |
| US6144 | |
| FORD | 7L3Z 8501-A |
| US6145 | |
| GENERAL MOTORS | 19179031 |
| GENERAL MOTORS | 89017583 |
| US6146 | |
| VOLKSWAGEN / AUDI | 06E 121 005 D |
| VOLKSWAGEN / AUDI | 06E 121 005 F |
| VOLKSWAGEN / AUDI | 06E 121 005 N |
| VOLKSWAGEN / AUDI | 06E 121 008 N |
| VOLKSWAGEN / AUDI | 06E 121 018 A |
| VOLKSWAGEN / AUDI | 06E 121 018 AX |
| US6149 | |
| CHRYSLER | MD979395 |
| MINITUBISHI | 1300A066 |
| US6152 | |
| MERCEDES-BENZ | 613 200 09 01 |
| US6154 | |
| GENERAL MOTORS | 89018165 |
| US6155 | |
| CHRYSLER | 5175 580AA |
| CHRYSLER | 6808 7367AA |
| MERCEDES-BENZ | 642 200 07 01 |
| MERCEDES-BENZ | 642 200 13 01 |
| MERCEDES-BENZ | 642 200 17 01 |
| US6156 | |
| MAZDA | N3H1-15-100B |
| MAZDA | N3H81-15-100A |
| US6159 | |
| MINITUBISHI | 1300A065 |
| MINITUBISHI | 1300A067 |
| US6160 | |
| SUBARU | 21111 AA290 |
| SUBARU | 21114 AA051 |

| | | |
|---------------|-------------------|---------------|
| US6184 | GENERAL MOTORS | 24405895 |
| US6186 | FORD | 5F9Z 8501-BB |
| US6197 | TOYOTA | 16100-09490 |
| | TOYOTA | 16100-09491 |
| | TOYOTA | 16100-39495 |
| | TOYOTA | 16100-39496 |
| US6198 | NISSAN | 21010-JA10A |
| | NISSAN | 21010-JK00C |
| | NISSAN | B1010-JK00A |
| | NISSAN | B1010-JK00C |
| US6212 | VOLKSWAGEN / AUDI | 045 121 011 F |
| | VOLKSWAGEN / AUDI | 045 121 011 H |
| US6213 | HONDA | 19200-RX0-A01 |
| US6215 | HYUNDAI | 25100-3E001 |
| | KIA | 25100-3E001 |
| US6216 | HONDA | 19200-PZA-013 |
| | HONDA | 19200-RMX-003 |
| US6217 | CHRYSLER | 4892 425AA |
| US6218 | NISSAN | 21010-ET025 |
| | NISSAN | B1010-1GZ0A |
| | NISSAN | B1010-EN20B |
| | NISSAN | B1010-ET00A |
| US6219 | MAZDA | LF94-15-100 |
| | MAZDA | LF94-15-100A |
| US6220 | HYUNDAI | 25100-25002 |
| | HYUNDAI | 25100-2G000 |
| | HYUNDAI | 25100-2G100 |
| | HYUNDAI | 25100-2G200 |
| | HYUNDAI | 25100-2G400 |
| | HYUNDAI | 25100-2G600 |
| | HYUNDAI | 25100-2G650 |
| | HYUNDAI | 25110-25002 |
| | HYUNDAI | 25110-2G000 |
| | HYUNDAI | 25110-2G400 |
| | HYUNDAI | 25110-2G510 |
| | KIA | 25100-25002 |
| US6221 | VOLKSWAGEN / AUDI | 022 121 011 A |
| US6222 | CHRYSLER | 6800 3402AA |
| | CHRYSLER | 6800 3402AB |
| US6223 | HONDA | 19200-RWC-A01 |
| US6227 | NISSAN | 21010-AR725 |
| US6228 | CHRYSLER | MD978552 |
| | MITSUBISHI | 1300A069 |

| | | |
|---------------|-------------------|-----------------|
| US6229 | MERCEDES-BENZ | 111 200 42 01 |
| US6231 | CHRYSLER | 4648 952AE |
| | CHRYSLER | 4648 952BA |
| | VOLKSWAGEN / AUDI | 7B0 121 011 |
| | VOLKSWAGEN / AUDI | 7B0 121 011 C |
| US6232 | GENERAL MOTORS | 19185491 |
| | GENERAL MOTORS | 19205246 |
| | TOYOTA | 16100-09560 |
| | TOYOTA | 16100-39465 |
| | TOYOTA | 16100-39466 |
| US6233 | HONDA | 19200-R40-A01 |
| US6235 | MERCEDES-BENZ | 273 200 02 01 |
| US6238 | BMW | 11 51 7 586 779 |
| US6240 | MITSUBISHI | 1300A055 |
| US6241 | SUZUKI | 17400-86Z00 |
| | SUZUKI | 17400-86Z03 |
| US6242 | NISSAN | 21010-EA010 |
| US6244 | BMW | 11 51 7 550 484 |
| | BMW | 11 51 7 648 827 |
| | BMW | 11 51 8 604 888 |
| US6247 | HYUNDAI | 25100-2B000 |
| | HYUNDAI | 25100-2B700 |
| | KIA | 25100-2B000 |
| | KIA | 25100-2B700 |
| US6249 | VOLKSWAGEN / AUDI | 06E 121 005 G |
| | VOLKSWAGEN / AUDI | 06E 121 005 P |
| | VOLKSWAGEN / AUDI | 06E 121 008 P |
| | VOLKSWAGEN / AUDI | 06E 121 018 B |
| | VOLKSWAGEN / AUDI | 06E121 018 B |
| US6250 | FORD | 9L8Z 8501-A |
| | FORD | 9L8Z 8501-C |
| | MAZDA | ZZC4-15-010 |
| US6251 | LAND ROVER | 138 6525 |
| US6252 | TOYOTA | 16100-09515 |
| | TOYOTA | 16100-39515 |
| US6269 | BMW | 11 51 7 831 907 |
| US6273 | MERCEDES-BENZ | 275 200 01 01 |
| US6276 | VOLVO | 30731384-0 |
| US6287 | NISSAN | 21010-AR025 |

| | | |
|---------------|-------------------|-----------------|
| US6288 | VOLVO | 30777524-0 |
| US6292 | SUZUKI | 17400-78891 |
| US6295 | MAZDA | ZJ01-15-010B |
| | MAZDA | ZJ01-15-010C |
| US6336 | TOYOTA | 16100-09525 |
| | TOYOTA | 16100-39555 |
| US6338 | TOYOTA | 16100-39505 |
| | TOYOTA | 16100-39506 |
| US6341 | CHRYSLER | 5302 2192AE |
| | CHRYSLER | 5302 2192AF |
| | CHRYSLER | 5302 2192AJ |
| | CHRYSLER | 5302 2192AK |
| US6349 | MERCEDES-BENZ | 642 200 10 01 |
| US6350 | HONDA | 19200-RB0-003 |
| US6351 | TOYOTA | 16100-39466 |
| US6599 | TOYOTA | 16100-39545 |
| US6654 | FORD | BR3Z 8501-G |
| US6657 | JAGUAR | C2S43292 |
| US6662 | GENERAL MOTORS | 25192709 |
| | GENERAL MOTORS | 55561623 |
| | GENERAL MOTORS | 55579016 |
| US6680 | BMW | 11 51 7 586 925 |
| US6681 | BMW | 11 51 7 563 659 |
| | BMW | 11 51 7 588 885 |
| | BMW | 11 51 7 632 426 |
| US6682 | TOYOTA | 161A0-29015 |
| | TOYOTA | 161A0-39015 |
| US6687 | NISSAN | B1010-ED00A |
| US6689 | GENERAL MOTORS | 19207665 |
| US6692 | SUBARU | 21110 AA510 |
| US6699 | CHRYSLER | 6807 9412AB |
| | CHRYSLER | 6807 9412AC |
| US6702 | VOLKSWAGEN / AUDI | 079 121 012 K |
| | VOLKSWAGEN / AUDI | 079 121 014 F |
| US6703 | HONDA | 19200-PRB-A01 |

| | |
|---------------|-----------------|
| US6708 | |
| BMW | 11 51 7 548 263 |
| BMW | 11 51 7 548 264 |
| US6918 | |
| JOHN DEERE | RE509813 |
| JOHN DEERE | RE546918 |
| US7100 | |
| CHRYSLER | 2808 679 |
| CHRYSLER | 4106 034 |
| CHRYSLER | 4131 243 |
| US7101 | |
| CHRYSLER | 5214 490 |
| CHRYSLER | 5240 630 |
| US7103 | |
| CHRYSLER | 2402 903 |
| CHRYSLER | 3780 109 |
| CHRYSLER | 3837 641 |
| CHRYSLER | 4728 533 |
| CHRYSLER | 5302 0185 |
| US7104 | |
| CHRYSLER | MD008431 |
| US7105 | |
| CHRYSLER | MD009000 |
| CHRYSLER | MD997077 |
| US7106 | |
| CHRYSLER | MD030751 |
| CHRYSLER | MD997464 |
| US7108 | |
| CHRYSLER | MD034152 |
| CHRYSLER | MD974719 |
| CHRYSLER | MD997078 |
| CHRYSLER | MD997421 |
| CHRYSLER | MD997485 |
| CHRYSLER | MD997619 |
| US7110 | |
| CHRYSLER | 4293 898 |
| CHRYSLER | 4293 988 |
| CHRYSLER | 4323 148 |
| CHRYSLER | 5203 432 |
| CHRYSLER | R429 3898 |
| US7111 | |
| CHRYSLER | MD025190 |
| US7113 | |
| CHRYSLER | 4173 703 |
| CHRYSLER | 4272 919 |
| US7114 | |
| CHRYSLER | MD971582 |
| CHRYSLER | MD972051 |
| CHRYSLER | MD972897 |
| CHRYSLER | MD997079 |
| CHRYSLER | MD997615 |
| US7115 | |
| CHRYSLER | MD030863 |
| CHRYSLER | MD974649 |
| CHRYSLER | MD997076 |
| CHRYSLER | MD997609 |
| HYUNDAI | 25100-21000 |
| HYUNDAI | 25100-22650 |
| HYUNDAI | 25100-24030 |
| US7116 | |
| CHRYSLER | MD021490 |

| | |
|---------------|----------------|
| CHRYSLER | MD975292 |
| CHRYSLER | MD997082 |
| CHRYSLER | MD997149 |
| US7117 | |
| CHRYSLER | MD972001 |
| CHRYSLER | MD997084 |
| CHRYSLER | MD997150 |
| US7118 | |
| CHRYSLER | MD997081 |
| CHRYSLER | MD997614 |
| HYUNDAI | 25100-32515 |
| US7120 | |
| CHRYSLER | MD997158 |
| CHRYSLER | MD997178 |
| CHRYSLER | MD997616 |
| MAZDA | 8BU1-15-010 |
| MAZDA | 8BU1-15-010RM0 |
| US7121 | |
| CHRYSLER | 5135 756AA |
| CHRYSLER | MD972003 |
| CHRYSLER | MD972004 |
| CHRYSLER | MD973940 |
| CHRYSLER | MD980000 |
| CHRYSLER | MD997244 |
| CHRYSLER | MD997515 |
| CHRYSLER | MD997634 |
| HYUNDAI | 25100-35050 |
| US7122 | |
| CHRYSLER | 4387 457 |
| CHRYSLER | R479 8497 |
| US7124 | |
| CHRYSLER | MD997403 |
| CHRYSLER | MD997404 |
| CHRYSLER | MD997623 |
| US7126 | |
| CHRYSLER | 4448 878 |
| CHRYSLER | 4654 392AB |
| CHRYSLER | 5010 898AA |
| CHRYSLER | 5010 898AB |
| US7127 | |
| CHRYSLER | 4483 453 |
| CHRYSLER | 4621 172 |
| CHRYSLER | 5166 861AA |
| CHRYSLER | R462 1172 |
| US7128 | |
| CHRYSLER | 4483 754 |
| US7129 | |
| CHRYSLER | MD972005 |
| CHRYSLER | MD997643 |
| US713 | |
| CHRYSLER | 1063 326 |
| CHRYSLER | 1064 750 |
| US7131 | |
| CHRYSLER | MD997418 |
| CHRYSLER | MD997620 |
| HYUNDAI | 25100-33012 |
| US7135 | |
| CHRYSLER | MD179030 |
| CHRYSLER | MD300799 |
| CHRYSLER | MD306414 |

| | |
|---------------|-------------|
| US7136 | |
| CHRYSLER | 4626 054 |
| CHRYSLER | 4626 054AD |
| CHRYSLER | 4626 054AE |
| CHRYSLER | 4626 054AF |
| US7137 | |
| CHRYSLER | 524 5357 |
| US7138 | |
| CHRYSLER | J146 6241 |
| US7139 | |
| CHRYSLER | 4626 682 |
| CHRYSLER | R462 6682 |
| US7140 | |
| CHRYSLER | 5281 175 |
| US7141 | |
| CHRYSLER | 4556 541 |
| CHRYSLER | 4882 837AB |
| US7145 | |
| CHRYSLER | 5010 964AB |
| CHRYSLER | 5086 959AA |
| CHRYSLER | 5086 959AB |
| CHRYSLER | R500 3665AA |
| US7146 | |
| CHRYSLER | 5245 465 |
| CHRYSLER | 5245 465AB |
| CHRYSLER | 5245 720 |
| US7147 | |
| CHRYSLER | MD306414 |
| US7148 | |
| CHRYSLER | MD971538 |
| CHRYSLER | MD972050 |
| US7150 | |
| CHRYSLER | 0466 7660AE |
| CHRYSLER | 4667 660 |
| CHRYSLER | 4667 660AB |
| CHRYSLER | 4667 660AE |
| CHRYSLER | M04667660 |
| US7151 | |
| CHRYSLER | 4663 296 |
| CHRYSLER | 5003 085AA |
| US7152 | |
| CHRYSLER | 1300 A011 |
| CHRYSLER | MD973025 |
| CHRYSLER | MD977705 |
| CHRYSLER | MD978743 |
| CHRYSLER | MD978764 |
| MITSUBISHI | 1300A011 |
| US7153 | |
| CHRYSLER | 4621 489 |
| US7154 | |
| CHRYSLER | 4763 776 |
| CHRYSLER | 4763 776AB |
| CHRYSLER | 4763 776AC |
| US7156 | |
| CHRYSLER | 4694 307 |
| CHRYSLER | 4694 307AB |
| CHRYSLER | 4694 307AC |
| CHRYSLER | 4694 307AE |
| CHRYSLER | 4694 307AF |
| CHRYSLER | MN187244 |

| | |
|---------------|-------------|
| US7158 | |
| CHRYSLER | 4663 296AB |
| US7159 | |
| CHRYSLER | 5300 8354 |
| US7160 | |
| CHRYSLER | 5302 0280 |
| CHRYSLER | 5302 1018 |
| CHRYSLER | 5302 1018AB |
| CHRYSLER | 5302 1018AC |
| CHRYSLER | 5302 1018AD |
| US7161 | |
| CHRYSLER | 4663 732 |
| CHRYSLER | 4663 732AB |
| CHRYSLER | 4663 732AC |
| CHRYSLER | 4663 732AD |
| CHRYSLER | 4892 225AA |
| US7162 | |
| CHRYSLER | 4792 195 |
| CHRYSLER | 4792 195AB |
| US7163 | |
| CHRYSLER | 5302 0873AB |
| CHRYSLER | 5302 0873AC |
| CHRYSLER | 5302 1187AA |
| CHRYSLER | 5302 2058AA |
| CHRYSLER | 5302 2189AA |
| CHRYSLER | 5302 2189AB |
| CHRYSLER | 5302 2189AC |
| CHRYSLER | 5302 2189AG |
| CHRYSLER | 6804 5797AA |
| US7164 | |
| CHRYSLER | 5012 366AA |
| CHRYSLER | 5012 366AB |
| CHRYSLER | 5012 366AC |
| CHRYSLER | 5012 366AD |
| CHRYSLER | 5012 366AF |
| US7165 | |
| CHRYSLER | 4781 157AA |
| CHRYSLER | 4781 157AB |
| CHRYSLER | 4781 157AC |
| US7166 | |
| CHRYSLER | 5037 164AB |
| CHRYSLER | 5037 164AC |
| CHRYSLER | 5037 164AE |
| US7167 | |
| CHRYSLER | 4884 159AA |
| CHRYSLER | 4884 159AE |
| US7168 | |
| CHRYSLER | 5302 1380AG |
| CHRYSLER | 5302 1380AK |
| CHRYSLER | 5302 1380AL |
| CHRYSLER | 5302 1380AM |
| US7169 | |
| CHRYSLER | 4897 531AA |
| CHRYSLER | 5300 5877 |
| CHRYSLER | 5302 1074AB |
| CHRYSLER | 5302 1074AC |
| CHRYSLER | 5302 1074AE |
| CHRYSLER | 5302 1074AF |
| CHRYSLER | 5302 1844AA |
| US740H | |
| FORD | F3HZ 8501-B |

| | |
|-------------------|-----------------|
| US8102 | |
| GENERAL MOTORS | 12653661 |
| GENERAL MOTORS | 12663909 |
| GENERAL MOTORS | 12663910 |
| US8103 | |
| HONDA | 19200-5A2-A01 |
| US8104 | |
| NISSAN | 21010-3RC1A |
| US8105 | |
| NISSAN | 21010-3TA0B |
| US8106 | |
| HYUNDAI | 25100-2E000 |
| HYUNDAI | 25100-2E020 |
| US8107 | |
| FORD | DS7Z 8501-E |
| US8108 | |
| VOLKSWAGEN / AUDI | 03L 121 011 P |
| US8109 | |
| VOLKSWAGEN / AUDI | 03C 121 008 J |
| US8901 | |
| GENERAL MOTORS | 1334104 |
| GENERAL MOTORS | 1334113 |
| GENERAL MOTORS | 93179383 |
| ISUZU | 8-87018-560-0 |
| ISUZU | 8-94140-341-2 |
| ISUZU | 8-94310-251-0 |
| US8902 | |
| MITSUBISHI | ME200411 |
| MITSUBISHI | ME996789 |
| US8903 | |
| SUBARU | 21110-AA000 |
| SUBARU | 21110-AA001 |
| SUBARU | 21110-AA002 |
| SUBARU | 21110-AA003 |
| US8904 | |
| TOYOTA | 16100-59155 |
| TOYOTA | 16100-59255 |
| US8905 | |
| FORD | 5013320 |
| FORD | 5030651 |
| FORD | A840X8591BCA |
| US8908 | |
| DAIHATSU | 16100-87183-000 |
| US8909 | |
| GENERAL MOTORS | 4864 566 |
| US8910 | |
| FORD | AA5Z 8501-C |
| FORD | AT4Z 8501-CA |
| FORD | DG1Z 8501-A |
| US8911 | |
| PEUGEOT | 1201-58 |
| PEUGEOT | 1201-E4 |
| PEUGEOT | 1201-E6 |
| PEUGEOT | 1207-25 |
| US8914 | |
| GENERAL MOTORS | 4409162 |
| GENERAL MOTORS | 91160212 |
| MITSUBISHI | M345611 |
| MITSUBISHI | M855991 |

| | |
|----------------|-----------------|
| RENAULT | 7701 462 809 |
| RENAULT | 7701 463 111 |
| RENAULT | 7701 463 397 |
| US8916 | |
| FORD | BL3Z 8501-A |
| FORD | ER3Z 8501-C |
| US8917 | |
| GENERAL MOTORS | 90325660 |
| GENERAL MOTORS | 94013802 |
| GENERAL MOTORS | 96182871 |
| GENERAL MOTORS | 96351971 |
| GENERAL MOTORS | 96352649 |
| GENERAL MOTORS | 96352652 |
| GENERAL MOTORS | 96872700 |
| GENERAL MOTORS | 96990997 |
| US8918 | |
| GENERAL MOTORS | 12656810 |
| US8921 | |
| RENAULT | 7701 479043 |
| US8922 | |
| CHRYSLER | MD972002 |
| CHRYSLER | MD997686 |
| HYUNDAI | 25100-42540 |
| US8923 | |
| MAZDA | 8ALA-15-100 |
| MAZDA | 8ALA-15-100A |
| US8924 | |
| FORD | EF8501KT |
| US8925 | |
| GENERAL MOTORS | 1334139 |
| GENERAL MOTORS | 24409355 |
| GENERAL MOTORS | 92064250 |
| SUZUKI | 17400-85Z00 |
| SUZUKI | 17400-85Z02 |
| US8926 | |
| BMW | 11 51 0 393 340 |
| US8927 | |
| NISSAN | 21010-00QAA |
| US8928 | |
| GENERAL MOTORS | 96518977 |
| SUZUKI | 17400-60D01 |
| SUZUKI | 17400-70B00 |
| US8929 | |
| SUZUKI | 17400-70D00 |
| SUZUKI | 17400-71811 |
| US8930 | |
| NISSAN | 21010-80G85 |
| NISSAN | 21010-0F002 |
| US8931 | |
| FORD | 1089795 |
| FORD | 1229571 |
| FORD | XS6E 6659 |
| FORD | XS6E 8501AD |
| US8932 | |
| GENERAL MOTORS | 12618472 |
| GENERAL MOTORS | 12637479 |
| GENERAL MOTORS | 12645176 |
| GENERAL MOTORS | 12657499 |
| GENERAL MOTORS | 92149009 |
| SAAB | 12 56 6029 |
| SAAB | 92 14 9009 |

| | |
|-----------------------|---------------|
| US8932 (CONT.) | |
| SUZUKI | 17400-78J00 |
| SUZUKI | 17401-78812 |
| US8933 | |
| GENERAL MOTORS | 1334135 |
| GENERAL MOTORS | 90543935 |
| US8934 | |
| FORD | 1000398 |
| FORD | 1020567 |
| FORD | 1109341 |
| FORD | 1429037 |
| FORD | 1518911 |
| FORD | 1E04-15-010 |
| FORD | 96BX 8591-A2B |
| FORD | 96BX 8591-AA |
| US8935 | |
| HYUNDAI | 25100-02500 |
| HYUNDAI | 25100-02501 |
| HYUNDAI | 25100-02502 |
| HYUNDAI | 25100-02555 |
| HYUNDAI | 25100-12500 |
| HYUNDAI | 25100-12501 |
| US8936 | |
| PEUGEOT | 1201-47 |
| PEUGEOT | 1201-E3 |
| PEUGEOT | 1207-18 |
| PEUGEOT | 1207-23 |
| US8937 | |
| PEUGEOT | 1201-A2 |
| PEUGEOT | 1201-E5 |
| US8938 | |
| GENERAL MOTORS | 93385844 |
| US8939 | |
| HYUNDAI | 25100-02577 |
| HYUNDAI | 25100-02588 |
| US8940 | |
| CHRYSLER | 4792 838AA |
| CHRYSLER | 4792 838AB |
| US8941 | |
| NISSAN | 21010-03J25 |
| US8942 | |
| GENERAL MOTORS | 1334054 |
| GENERAL MOTORS | 90444123 |
| US8943 | |
| CHERY | BJ040315Z |
| CHERY | BJ060510ZC |
| US8944 | |
| FIAT | 4336009 |
| FIAT | 5882691 |
| FIAT | 5890406 |
| US8945 | |
| FIAT | 46526243 |
| FIAT | 46805736 |
| FIAT | 55184080 |
| US8946 | |
| GENERAL MOTORS | 16444355 |
| GENERAL MOTORS | 4640058 |
| US8948 | |
| FIAT | 46400058 |
| FIAT | 46444355 |

| | |
|-------------------|----------------|
| FIAT | 71716878 |
| US8949 | |
| VOLKSWAGEN / AUDI | 030 121 005 N |
| VOLKSWAGEN / AUDI | 030 121 005 NV |
| VOLKSWAGEN / AUDI | 030 121 005 NX |
| VOLKSWAGEN / AUDI | 030 121 008 D |
| VOLKSWAGEN / AUDI | 030 121 008 DX |
| VOLKSWAGEN / AUDI | 030 131 005 T |
| US895 | |
| GENERAL MOTORS | 357261 |
| US8950 | |
| TOYOTA | 16100-19235 |
| US8951 | |
| CHRYSLER | 4792 968AD |
| CHRYSLER | 4792 968AF |
| VOLKSWAGEN / AUDI | 7B0 121 011 A |
| US8952 | |
| VOLKSWAGEN / AUDI | 04E 121 600 P |
| US8953 | |
| GENERAL MOTORS | 97180326 |
| ISUZU | 8-97180326 |
| US8955 | |
| GENERAL MOTORS | 12595614 |
| US8956 | |
| GENERAL MOTORS | 12583033 |
| US8957 | |
| HYUNDAI | 25100-41000 |
| MITSUBISHI | ME015030 |
| MITSUBISHI | ME015040 |
| MITSUBISHI | ME015045 |
| MITSUBISHI | ME015050 |
| US8958 | |
| NISSAN | 21010-54A15 |
| NISSAN | 21010-54A26 |
| NISSAN | 21010-54A27 |
| NISSAN | BA010-54A26 |
| NISSAN | BA010-54A27 |
| US8959 | |
| VOLKSWAGEN / AUDI | 06B 121 011 |
| VOLKSWAGEN / AUDI | 06B 121 011 A |
| VOLKSWAGEN / AUDI | 06B 121 011 B |
| VOLKSWAGEN / AUDI | 06B 121 011 C |
| VOLKSWAGEN / AUDI | 06B 121 011 E |
| VOLKSWAGEN / AUDI | 06B 121 011 L |
| VOLKSWAGEN / AUDI | 06B 121 011 N |
| US8960 | |
| CHRYSLER | 4666 044AA |
| CHRYSLER | 4666 044BA |
| CHRYSLER | 4666 044BB |
| US8961 | |
| KIA | OK65A-15-100 |
| US8962 | |
| GENERAL MOTORS | 1334066 |
| GENERAL MOTORS | 90444079 |
| GENERAL MOTORS | 9192797 |
| US8963 | |
| FORD | BR3Z 8501-C |
| FORD | BR3Z 8501-H |
| US8964 | |
| HYUNDAI | OVN01-15-100 |

| | |
|-------------------|---------------|
| KIA | OVN01-15-100 |
| US8965 | |
| MITSUBISHI | ME015217 |
| MITSUBISHI | ME995424 |
| MITSUBISHI | ME996868 |
| US8967 | |
| NISSAN | 21010-BX000 |
| US8968 | |
| CHRYSLER | 4648 952AB |
| CHRYSLER | 4648 952AD |
| US8969 | |
| ISUZU | 8-97073-951-0 |
| ISUZU | 8-97109-676-0 |
| US8970 | |
| TOYOTA | 16100-0H040 |
| TOYOTA | 16100-0H050 |
| US8971 | |
| CHRYSLER | 5302 2340AC |
| CHRYSLER | RL02 2340AC |
| US8972 | |
| HYUNDAI | 25100-23021 |
| HYUNDAI | 25100-23022 |
| HYUNDAI | 25100-23522 |
| HYUNDAI | 25100-23530 |
| KIA | 25100-23021 |
| KIA | 25100-23022 |
| US8979 | |
| CHRYSLER | 5302 2095AD |
| CHRYSLER | 5302 2095AE |
| CHRYSLER | 5302 2095AF |
| US898 | |
| GENERAL MOTORS | 12307815 |
| GENERAL MOTORS | 3929233 |
| GENERAL MOTORS | 3937996 |
| GENERAL MOTORS | 3957981 |
| GENERAL MOTORS | 3986364 |
| US8980 | |
| FORD | AT4Z 8501-A |
| US8981 | |
| CHRYSLER | 5184 498AD |
| CHRYSLER | 5184 498AE |
| CHRYSLER | 5184 498AH |
| CHRYSLER | 5184 498AI |
| CHRYSLER | 5184 498AJ |
| CHRYSLER | RL18 4498AI |
| VOLKSWAGEN / AUDI | 7B0 121 011 B |
| VOLKSWAGEN / AUDI | 7B0 121 011 |
| BXRMN | |
| VOLKSWAGEN / AUDI | 7B0 121 011 E |
| US8982 | |
| HYUNDAI | 25100-2G500 |
| HYUNDAI | 25100-2G510 |
| HYUNDAI | 25110-2G500 |
| US8983 | |
| HONDA | 19200-RBJ-003 |
| US8984 | |
| GENERAL MOTORS | 25188341 |
| GENERAL MOTORS | 25191167 |
| GENERAL MOTORS | 96416294 |
| US8987 | |
| FORD | 1381796 |

US8987 (CONT.)

FORD 1949737

US8998

NISSAN 21010-EB300

NISSAN 21010-EB30A

US8999

GENERAL MOTORS 25186130

GENERAL MOTORS 25189098

GENERAL MOTORS 25191164

US9003

FIAT 4331825

FIAT 5882689

US9004

VOLKSWAGEN / AUDI 059 121 011 F

US9005

TOYOTA 16110-38020

US9008

NISSAN 21010-23028

NISSAN 21010-N8527

NISSAN 21010-U6727

NISSAN BA010-N8527

US9009

NISSAN 21010-21028

NISSAN 21010-21089

US9010

NISSAN 21010-M6626

NISSAN 21010-M66Y6

NISSAN BA010-M6626

US9011

NISSAN 21010-17S27

NISSAN 21010-17SY7

NISSAN 21010-P7586

NISSAN 21010-P7589

US9012

TOYOTA 16100-25012

TOYOTA 16100-25012-84

US9014

SUBARU 21110 AA040

US9015

TOYOTA 16100-19016

TOYOTA 16100-19017-77

US9016

TOYOTA 16110-26020

TOYOTA 16110-26020-84

US9017

TOYOTA 16100-39316

TOYOTA 16100-39317

TOYOTA 16100-39317-77

US9018

TOYOTA 16100-26022

TOYOTA 16100-26022-84

TOYOTA 16100-26023

TOYOTA 16100-28020

TOYOTA 16100-28020-77

TOYOTA 16110-26021

TOYOTA 16110-26021-84

TOYOTA 16110-28010

TOYOTA 16110-28010-77

US9019

VOLKSWAGEN / AUDI 035 121 005 C

US9020

MAZDA 0324-15-010D

MAZDA 0324-15-010E

MAZDA 8AS4-15-010A

US9021

TOYOTA 16100-29047

TOYOTA 16100-29048

US9025

SUBARU 21110 AA050

SUBARU 21110 AA060

US9026

NISSAN 21010-H7227

NISSAN BA010-H7289

US9027

TOYOTA 16110-38022

TOYOTA 16110-38022-77

US9028

TOYOTA 16100-19025

US9029

HONDA 19200-PB2-010

HONDA 19200-PB2-405

US9031

NISSAN 21010-80W26

NISSAN 21010-80W89

NISSAN 21010-82W25

NISSAN 21010-G3925

NISSAN 21010-G3926

NISSAN 21010-G3928

NISSAN 21010-N5829

NISSAN 21010-N5885

NISSAN BA010-80W89

US9033

HONDA 19110-634-375

HONDA 19110-634-405

US9033N

HONDA 19110-634-375

HONDA 19110-634-405

US9034

HONDA 19110-657-335

HONDA 19110-657-405

HONDA 19110-671-335

HONDA 19110-673-335

HONDA 19110-689-335

HONDA 19110-689-405

HONDA 19200-657-010

US9035

HONDA 19200-PA6-030

HONDA 19200-PC1-000

HONDA 19210-PC1-515

US9039

TOYOTA 16110-49045

TOYOTA 16110-49086-77

US9040N

TOYOTA 16100-49655

TOYOTA 16100-49656-77

US9041

NISSAN 21010-01M25

NISSAN 21010-50A25

NISSAN 21010-50A27

NISSAN 21010-50A94

NISSAN 21010-50AY8

NISSAN 21010-60UY6

US9043N

HONDA 19200-PE8-405

HONDA 19200-PE8-600

US9044

NISSAN 21010-16A85

NISSAN 21010-16AY5

US9045

TOYOTA 16100-19027

TOYOTA 16100-19028-77

TOYOTA 16110-19025

TOYOTA 16110-19026

US9046

TOYOTA 16110-15020

TOYOTA 16110-15085

TOYOTA 16110-19036

TOYOTA 16110-19036-84

US9047

VOLKSWAGEN / AUDI 06H 121 026 AB

VOLKSWAGEN / AUDI 06H 121 026 AF

VOLKSWAGEN / AUDI 06H 121 026 BA

VOLKSWAGEN / AUDI 06H 121 026 CF

VOLKSWAGEN / AUDI 06H 121 026 CQ

VOLKSWAGEN / AUDI 06J 121 026 J

VOLKSWAGEN / AUDI 06J 121 026 M

US9047-2

VOLKSWAGEN / AUDI 06H 121 026 AB

VOLKSWAGEN / AUDI 06H 121 026 AF

VOLKSWAGEN / AUDI 06H 121 026 BA

VOLKSWAGEN / AUDI 06H 121 026 CF

VOLKSWAGEN / AUDI 06H 121 026 CQ

VOLKSWAGEN / AUDI 06J 121 026 J

VOLKSWAGEN / AUDI 06J 121 026 M

US9048

TOYOTA 16110-69035

TOYOTA 16110-69036-77

US9049

VOLVO 270681-0

VOLVO 275619-0

US9050

MAZDA 8A81-15-010

MAZDA 8ABT-15-010A

MAZDA E301-15-010

MAZDA E301-15-010A

MAZDA E301-15-010B

MAZDA E301-15-010C

US9051

MAZDA 8AU1-15-010

MAZDA S213-15-010B

MAZDA S213-15-010C

US9052

VOLKSWAGEN / AUDI 035 121 004 A

VOLKSWAGEN / AUDI 035 121 004 AX

US9053

MAZDA 1757-23-925B

MAZDA 1757-99-151

MAZDA 3648-15-130B

MAZDA 8872-15-0101

MAZDA 8872-15-010B

MAZDA 8872-15-010D

MAZDA N232-99-153A

MAZDA N232-99-153B

| | |
|-----------------------|----------------|
| US9053 (CONT.) | |
| MAZDA | N304-15-010C |
| US9056 | |
| HONDA | 19200-PD2-660 |
| HONDA | 19200-PD6-000 |
| HONDA | 19210-PD2-515 |
| HONDA | 19210-PD6-505 |
| HONDA | 19210-PD6-515 |
| US9057 | |
| GENERAL MOTORS | 94840612 |
| GENERAL MOTORS | 94847609 |
| TOYOTA | 16110-19046 |
| TOYOTA | 16110-19047-77 |
| TOYOTA | 16110-19076 |
| TOYOTA | 16110-19086 |
| US9058 | |
| NISSAN | 21010-02P26 |
| NISSAN | 21010-02P27 |
| NISSAN | 21010-02P85 |
| US9059 | |
| TOYOTA | 16100-64H05 |
| TOYOTA | 16100-69085 |
| TOYOTA | 16100-69275 |
| US9060 | |
| MAZDA | 8AG7-15-010 |
| MAZDA | 8AG7-15-010A |
| MAZDA | F801-15-010C |
| MAZDA | F801-15-010D |
| MAZDA | FE79-15-010B |
| MAZDA | FE79-15-010C |
| MAZDA | FE79-15-010RMJ |
| US9061 | |
| VOLKSWAGEN / AUDI | 025 121 010 AX |
| US9063 | |
| NISSAN | 21010-V5528 |
| NISSAN | BA010-V5589 |
| US9064 | |
| TOYOTA | 16100-19056 |
| TOYOTA | 16100-19166 |
| US9065 | |
| VOLKSWAGEN / AUDI | 026 121 005 C |
| VOLKSWAGEN / AUDI | 026 121 005 G |
| VOLKSWAGEN / AUDI | 026 121 005 H |
| VOLKSWAGEN / AUDI | 026 121 005 JX |
| VOLKSWAGEN / AUDI | 037 121 005 B |
| VOLKSWAGEN / AUDI | 037 121 005 C |
| VOLKSWAGEN / AUDI | 037 121 010 C |
| VOLKSWAGEN / AUDI | 037 121 010 CX |
| VOLKSWAGEN / AUDI | 068 121 005 A |
| US9066 | |
| VOLKSWAGEN / AUDI | 026 121 010 DX |
| VOLKSWAGEN / AUDI | 068 121 005 B |
| VOLKSWAGEN / AUDI | 068 121 005 C |
| US9067 | |
| FORD | E43Z 8501-B |
| FORD | E7FZ 8501-B |
| MAZDA | 8AG6-15-010 |
| MAZDA | 8AG6-15-010A |
| MAZDA | RF01-99-154 |
| MAZDA | RF01-99-154A |
| US9068 | |
| VOLVO | 271275-0 |

| | |
|-------------------|----------------|
| VOLVO | 271975-0 |
| US9069 | |
| HONDA | 19200-PE0-010 |
| HONDA | 19200-PE0-415 |
| HONDA | 19200-PE0-515 |
| US9071 | |
| VOLKSWAGEN / AUDI | 069 121 005 D |
| VOLVO | 1257185-0 |
| US9074 | |
| FORD | F3XZ 8501-BA |
| NISSAN | B1010-16E03 |
| US9075 | |
| TOYOTA | 16110-19155 |
| US9076 | |
| GENERAL MOTORS | 94844775 |
| TOYOTA | 16110-16020-84 |
| TOYOTA | 16110-19115 |
| US9077 | |
| VOLVO | 461094-0 |
| US9078 | |
| TOYOTA | 16100-60080 |
| US9080 | |
| SUBARU | 21110 AA025 |
| SUBARU | 21110 AA026 |
| US9082 | |
| MG | GWP130 |
| US9083 | |
| HONDA | 19200-PH1-000 |
| HONDA | 19210-PH1-515 |
| US9084 | |
| FIAT | 5936404 |
| FIAT | 5936406 |
| FIAT | 5960469 |
| FIAT | 5980756 |
| FIAT | 5983960 |
| FIAT | 7784974 |
| US9085 | |
| FIAT | 4429226 |
| FIAT | 7671808 |
| FIAT | 7671810 |
| US9086 | |
| TOYOTA | 16100-19066 |
| TOYOTA | 16100-19066-84 |
| US9087 | |
| TOYOTA | 16110-79095 |
| US9092 | |
| TOYOTA | 16100-79036 |
| TOYOTA | 16100-79036-77 |
| US9093 | |
| SUBARU | 21110 AA070 |
| US9094 | |
| TOYOTA | 16100-59127 |
| TOYOTA | 16100-59129 |
| US9097 | |
| HONDA | 19200-P0G-A01 |
| HONDA | 19200-PH7-003 |
| STERLING | 26526500010 |
| US9098 | |
| TOYOTA | 16110-19065-84 |

| | |
|---------------|-----------------|
| US9099 | |
| TOYOTA | 16110-79026-83 |
| US9100 | |
| TOYOTA | 16100-49776 |
| TOYOTA | 16100-49805-83 |
| US9102 | |
| MAZDA | 8AF2-15-010B |
| MAZDA | 8AF2-15-010C |
| MAZDA | 8AF3-15-010A |
| MAZDA | 8AF3-15-010B |
| MAZDA | 8AF4-15-010B |
| US9104 | |
| NISSAN | 21010-12G26 |
| NISSAN | 21010-12G28 |
| US9105 | |
| ISUZU | 8-94146-326-0 |
| ISUZU | 8-94146-326-1 |
| ISUZU | 8-94332-637-1 |
| ISUZU | 8-94376-846-0 |
| ISUZU | 8-97021-773-0 |
| ISUZU | 8-97081-624-0 |
| ISUZU | 8-97081-624-1 |
| US9106 | |
| ISUZU | 8-94131-330-1 |
| ISUZU | 8-94376-845-0 |
| US9107 | |
| SAAB | 93 21 670 |
| US9108 | |
| SAAB | 75 07 460 |
| SAAB | 88 17 900 |
| US9109 | |
| SUBARU | 21110 AA110 |
| US9110 | |
| NISSAN | 21010-17C28 |
| US9111 | |
| MAZDA | FE79-15-010E |
| US9114 | |
| NISSAN | 21010-D0126 |
| NISSAN | BA010-D0126 |
| US9115 | |
| HONDA | 19210-PG6-305 |
| US9116 | |
| NISSAN | 21010-06EY6 |
| NISSAN | BA010-06E26 |
| US9117 | |
| BMW | 11 51 1 312 129 |
| BMW | 11 51 1 312 539 |
| BMW | 11 51 1 707 415 |
| BMW | 11 51 1 720 883 |
| BMW | 11 51 9 070 760 |
| BMW | 11 51 9 070 761 |
| US9119 | |
| BMW | 11 51 1 706 588 |
| BMW | 11 51 1 711 492 |
| BMW | 11 51 9 071 561 |
| US9120 | |
| BMW | 11 51 1 719 836 |
| BMW | 11 51 1 720 609 |
| BMW | 11 51 9 070 758 |

| | |
|-------------------|-----------------|
| US9122 | |
| BMW | 11 51 1 705 236 |
| BMW | 11 51 9 070 757 |
| US9128 | |
| BMW | 11 51 0 004 161 |
| BMW | 11 51 0 007 040 |
| US9129 | |
| HONDA | 19210-PK2-305 |
| US9130 | |
| HONDA | 19200-P01-004 |
| HONDA | 19200-P10-A02 |
| US9131 | |
| HONDA | 19210-PH3-305 |
| US9132 | |
| GENERAL MOTORS | 94239649 |
| ISUZU | 8-94120-768-1 |
| ISUZU | 8-94239-649-0 |
| ISUZU | 8-94376-837-0 |
| ISUZU | 8-94376-859-1 |
| US9133 | |
| HONDA | 8-97081-623-0 |
| ISUZU | 8-94174-226-2 |
| ISUZU | 8-94332-638-2 |
| ISUZU | 8-94376-847-0 |
| ISUZU | 8-97021-774-0 |
| ISUZU | 8-97081-623-0 |
| ISUZU | 8-97081-623-1 |
| US9134 | |
| ISUZU | 8-94332-636-0 |
| US9140 | |
| TOYOTA | 16110-79095 |
| TOYOTA | 16110-79115 |
| US9141 | |
| TOYOTA | 16100-39346-83 |
| US9142 | |
| TOYOTA | 16100-69465-83 |
| US9145 | |
| TOYOTA | 16100-69475-83 |
| US9146 | |
| VOLVO | 1218158-0 |
| US9147 | |
| VOLVO | 1218096-0 |
| US9148 | |
| VOLVO | 1269299-0 |
| VOLVO | 1269874-0 |
| US9149 | |
| BMW | 11 51 1 258 933 |
| BMW | 11 51 9 070 752 |
| US9150 | |
| VOLKSWAGEN / AUDI | 025 121 010 CX |
| US9151 | |
| BMW | 11 51 1 312 574 |
| BMW | 11 51 1 315 211 |
| US9152 | |
| BMW | 11 51 1 721 477 |
| BMW | 11 51 9 070 755 |
| US9153 | |
| BMW | 11 51 1 256 600 |

| | |
|-------------------|-----------------|
| BMW | 11 51 9 056 401 |
| US9154 | |
| BMW | 11 51 2 241 641 |
| BMW | 11 51 9 070 765 |
| FORD | E45Y 8501-A |
| US9155 | |
| TOYOTA | 16100-69255 |
| TOYOTA | 16110-61180 |
| US9157 | |
| SAAB | 83 67 674 |
| US9158 | |
| SAAB | 83 46 546 |
| US9159 | |
| AMERICAN MOTORS | 8358 491 |
| SAAB | 83 58 491 |
| US9160 | |
| ISUZU | 8-94376-868-0 |
| ISUZU | 8-94437-048-1 |
| US9161 | |
| SUBARU | 21110 AA016 |
| SUBARU | 21110 AA017 |
| US9162 | |
| NISSAN | 21010-30R05 |
| NISSAN | 21010-30R06 |
| US9163 | |
| JAGUAR | EAC7242 |
| JAGUAR | EAC9213 |
| JAGUAR | EBC4437 |
| JAGUAR | EBC8550 |
| US9164 | |
| JAGUAR | JLM206 |
| JAGUAR | JLM9699 |
| US9165 | |
| JAGUAR | C38405 |
| JAGUAR | EAC3033 |
| JAGUAR | JLM10648 |
| JAGUAR | JLM10819 |
| JAGUAR | JLM361 |
| JAGUAR | JLM9697 |
| US9166 | |
| MAZDA | 8AH3-15-010A |
| MAZDA | 8AH3-15-010B |
| MAZDA | JE96-15-010RMB |
| MAZDA | JF03-15-010RME |
| US9167 | |
| MAZDA | 8AL1-15-010A |
| MAZDA | 8AL1-15-010C |
| US9168 | |
| CHRYSLER | MD972053 |
| CHRYSLER | MD997622 |
| US9170 | |
| TOYOTA | 16110-49025 |
| TOYOTA | 16110-49026-77 |
| US9171 | |
| VOLKSWAGEN / AUDI | 034 121 004 |
| VOLKSWAGEN / AUDI | 034 121 004 X |
| US9172 | |
| MERCEDES-BENZ | 110 200 17 20 |

| | |
|---------------|---------------|
| US9173 | |
| MERCEDES-BENZ | 102 200 42 01 |
| US9175 | |
| MERCEDES-BENZ | 102 200 62 01 |
| US9176 | |
| MERCEDES-BENZ | 117 200 38 01 |
| US9177 | |
| PORSCHE | 060 121 010 X |
| PORSCHE | 060 121 011 |
| US9178 | |
| MERCEDES-BENZ | 115 200 1220 |
| MERCEDES-BENZ | 115 200 1620 |
| US9179 | |
| NISSAN | 21010-13200 |
| NISSAN | 21010-13201 |
| NISSAN | 21010-13202 |
| NISSAN | 21010-13205 |
| NISSAN | 21010-13206 |
| NISSAN | 21010-13225 |
| NISSAN | 21010-13226 |
| US9180 | |
| TOYOTA | 16110-45070 |
| TOYOTA | 16120-41060 |
| TOYOTA | 16120-42011 |
| US9181 | |
| TOYOTA | 16100-49095 |
| US9189 | |
| TOYOTA | 16100-61012 |
| TOYOTA | 16100-61041 |
| TOYOTA | 16100-61130 |
| US9193 | |
| PEUGEOT | 1201 31 |
| PEUGEOT | 1202 82 |
| PEUGEOT | 1202 97 |
| US9195 | |
| MERCEDES-BENZ | 601 200 09 20 |
| US9198 | |
| NISSAN | 21010-09W25 |
| NISSAN | 21010-31W26 |
| US9200 | |
| TOYOTA | 16100-59137 |
| TOYOTA | 16100-59139 |
| US9201 | |
| NISSAN | 21010-22P25 |
| NISSAN | B1010-22P27 |
| US9202 | |
| MERCEDES-BENZ | 103 200 37 01 |
| US9203 | |
| FIAT | 4129810 |
| FIAT | 4129812 |
| FIAT | 5882684 |
| US9206 | |
| NISSAN | 21010-40F25 |
| NISSAN | 21010-86G00 |
| NISSAN | 21010-86G25 |
| NISSAN | B1010-40F27 |
| US9207 | |
| NISSAN | 21010-77A00 |
| NISSAN | 21010-77AY0 |

| | |
|-------------------|----------------|
| US9208 | |
| MAZDA | 8AFB-15-010A |
| MAZDA | 8AFC-15-010A |
| MAZDA | 8AFC-15-010B |
| MAZDA | 8AFD-15-010 |
| US9209 | |
| HONDA | 19200-P0A-003 |
| ISUZU | 5-86202-375-0 |
| US9211 | |
| JAGUAR | JLM398 |
| JAGUAR | JLM9696 |
| US9212 | |
| CHRYSLER | MD972052 |
| CHRYSLER | MD997417 |
| HYUNDAI | 25100-33132 |
| US9213 | |
| NISSAN | 21010-53J05 |
| US9214 | |
| NISSAN | 21010-0M302 |
| NISSAN | 21010-53Y01 |
| NISSAN | 21010-88R00 |
| NISSAN | 21010-88R10 |
| NISSAN | 21010-F4300 |
| US9215 | |
| SAAB | 32 00 5906 |
| SUBARU | 21111 AA026 |
| SUBARU | 21111 AA240 |
| SUBARU | 21111 AA250 |
| US9216 | |
| TOYOTA | 16100-79165-83 |
| US9218 | |
| HONDA | 19200-PY3-010 |
| US9219 | |
| HONDA | 19200-PR7-305 |
| HONDA | 19200-PR7-A01 |
| HONDA | 19200-PR7-A02 |
| HONDA | 19200-PR7-A03 |
| US9220 | |
| GENERAL MOTORS | 94360200 |
| ISUZU | 8-97031-473-0 |
| US9221 | |
| GENERAL MOTORS | 97031472 |
| ISUZU | 8-97031-472-0 |
| US9222 | |
| MERCEDES-BENZ | 104 200 31 01 |
| US9223 | |
| SAAB | 32 00 5905 |
| SAAB | 32 01 0616 |
| SUBARU | 21111 AA007 |
| SUBARU | 21111 AA110 |
| US9224 | |
| HONDA | 19200-PR4-013 |
| US9225 | |
| MAZDA | 8AH6-15-010 |
| MAZDA | 8AH6-15-010B |
| US9226 | |
| VOLKSWAGEN / AUDI | 077 121 004 A |
| VOLKSWAGEN / AUDI | 077 121 004 G |

| | |
|---------------|-----------------|
| US9227 | |
| SUZUKI | 17400-73001 |
| SUZUKI | 17400-73002 |
| SUZUKI | 17400-73003 |
| SUZUKI | 17400-73012 |
| SUZUKI | 17400-73013 |
| SUZUKI | 17400-73810 |
| SUZUKI | 17400-73811 |
| SUZUKI | 17400-73812 |
| US9228 | |
| MERCEDES-BENZ | 602 200 04 20 |
| MERCEDES-BENZ | 605 200 08 20 |
| US9230 | |
| MERCEDES-BENZ | 117 200 33 01 |
| US9231 | |
| MERCEDES-BENZ | 116 200 17 01 |
| US9232 | |
| SUZUKI | 17400-73820 |
| SUZUKI | 17400-78820 |
| SUZUKI | 17400-78821 |
| US9234 | |
| BMW | 11 51 1 315 563 |
| US9236 | |
| BMW | 11 51 0 004 162 |
| BMW | 11 51 0 007 041 |
| US9237 | |
| DAIHATSU | 16100-87182-000 |
| US9238 | |
| DAIHATSU | 16100-87790-000 |
| US9239 | |
| NISSAN | 21010-60U26 |
| US9241 | |
| PORSCHE | 928 106 015 20 |
| US9242 | |
| PORSCHE | 928 106 015 11 |
| PORSCHE | 928 106 015 22 |
| US9243 | |
| PORSCHE | 944 106 021 24 |
| US9245 | |
| PORSCHE | 944 106 021 09 |
| PORSCHE | 944 106 021 13 |
| PORSCHE | 944 106 021 22 |
| PORSCHE | 951 106 021 01 |
| PORSCHE | 951 106 021 08 |
| PORSCHE | 951 106 021 10 |
| US9250 | |
| HONDA | 19200-P08-004 |
| US9251 | |
| HONDA | 19200-P14-A01 |
| US9252 | |
| NISSAN | 21010-97E00 |
| US9253 | |
| HONDA | 19200-P1R-003 |
| HONDA | 19200-PV1-A01 |
| HONDA | 19200-PV3-003 |
| US9254 | |
| SUBARU | 21111 AA033 |

| | |
|-------------------|-----------------|
| US9255 | |
| SUBARU | 21111 AA065 |
| US9256 | |
| TOYOTA | 16100-49837-83 |
| TOYOTA | 16110-49115 |
| TOYOTA | 16110-49116 |
| US9257 | |
| TOYOTA | 16100-09200 |
| TOYOTA | 16100-09201 |
| TOYOTA | 16100-50023-83 |
| TOYOTA | 16100-59275-83 |
| TOYOTA | 16100-59276 |
| US9258 | |
| TOYOTA | 16100-69455-83 |
| US9259 | |
| FORD | F3Z2 8501-A |
| US9260 | |
| MAZDA | 8AH7-15-010A |
| US9261 | |
| BMW | 11 51 1 433 828 |
| BMW | 11 51 1 722 536 |
| BMW | 11 51 1 730 414 |
| BMW | 11 51 1 740 241 |
| BMW | 11 51 1 744 243 |
| BMW | 11 51 7 509 985 |
| BMW | 11 51 7 527 799 |
| BMW | 11 51 7 527 910 |
| BMW | 11 51 7 563 183 |
| US9262 | |
| VOLKSWAGEN / AUDI | 021 121 004 |
| VOLKSWAGEN / AUDI | 021 121 004 A |
| VOLKSWAGEN / AUDI | 021 121 004 AX |
| VOLKSWAGEN / AUDI | 021 121 004 X |
| US9263 | |
| VOLKSWAGEN / AUDI | 078 121 004 C |
| VOLKSWAGEN / AUDI | 078 121 004 CX |
| US9264 | |
| SAAB | 93 21 688 |
| US9265 | |
| PORSCHE | 944 106 003 00 |
| US9266 | |
| MAZDA | N3A1-15-010D |
| MAZDA | N3A2-15-010D |
| MAZDA | N3C1-15-010 |
| MAZDA | N3C1-15-010D |
| MAZDA | N3C2-15-010 |
| MAZDA | N3C2-15-010D |
| US9268 | |
| NISSAN | B1010-0P529 |
| US9269 | |
| TOYOTA | 16100-69325 |
| US9270 | |
| NISSAN | 21010-1E400 |
| NISSAN | 21010-1E401 |
| NISSAN | 21010-1E403 |
| NISSAN | 21010-1E4Y0 |
| NISSAN | 21010-F4400 |
| US9271 | |
| GENERAL MOTORS | 94856254 |
| TOYOTA | 16110-19146 |

| | |
|-----------------------|-----------------|
| US9271 (CONT.) | |
| TOYOTA | 16110-19205 |
| US9272 | |
| GENERAL MOTORS | 94854103 |
| TOYOTA | 16110-19176 |
| TOYOTA | 16110-19185 |
| US9273 | |
| HONDA | 19200-P13-003 |
| US9274 | |
| VOLKSWAGEN / AUDI | 074 121 005 M |
| VOLKSWAGEN / AUDI | 074 121 005 N |
| US9275 | |
| BMW | 11 51 0 393 338 |
| BMW | 11 51 1 721 872 |
| BMW | 11 51 1 727 468 |
| BMW | 11 51 1 734 595 |
| BMW | 11 51 1 734 602 |
| US9276 | |
| BMW | 11 51 0 007 042 |
| US9277 | |
| MERCEDES-BENZ | 120 200 11 01 |
| US9278 | |
| HONDA | 8-97125-975-0 |
| ISUZU | 8-97061-280-0 |
| ISUZU | 8-97125-975-0 |
| US9279 | |
| VOLKSWAGEN / AUDI | 054 121 004 A |
| VOLKSWAGEN / AUDI | 054 121 004 AX |
| US9280 | |
| JAGUAR | NBB2200DA |
| US9282 | |
| RENAULT | 7701 452155 |
| RENAULT | 7701 457416 |
| RENAULT | 7701 502962 |
| RENAULT | 7702 001510 |
| US9284 | |
| NISSAN | 21010-50A89 |
| NISSAN | 21010-B17G2 |
| US9288 | |
| HONDA | 19200-PY3-A00 |
| US9289 | |
| HONDA | 19200-P72-003 |
| US9291 | |
| TOYOTA | 16100-69485-83 |
| TOYOTA | 16100-69495-83 |
| US9292 | |
| TOYOTA | 16110-49097 |
| TOYOTA | 16110-49125 |
| TOYOTA | 16110-49126 |
| US9293 | |
| TOYOTA | 16100-79445-83 |
| US9295 | |
| MAZDA | 0459-15-010 |
| MAZDA | 0459-99-151 |
| US9296 | |
| TOYOTA | 16100-49415 |
| TOYOTA | 16100-49416 |
| TOYOTA | 16100-49425 |

| | |
|---------------|----------------|
| US9299 | |
| MERCEDES-BENZ | 110 200 02 20 |
| MERCEDES-BENZ | 110 200 20 20 |
| US9300 | |
| MAZDA | 0305-15-010D |
| MAZDA | 0305-15-010E |
| MAZDA | 0305-99-151 |
| US9301 | |
| RENAULT | 7701 457 670 |
| RENAULT | 7701 505 397 |
| US9304 | |
| NISSAN | B1010-67U28 |
| US9305 | |
| KIA | 0K24A-15-010 |
| MAZDA | 8AB-15-010A |
| MAZDA | B6BF-15-010F |
| MAZDA | B6BF-15-010RMF |
| MAZDA | ZL01-15-010 |
| MAZDA | ZL01-15-010A |
| US9306 | |
| TOYOTA | 16100-29085 |
| US9307 | |
| SAAB | 59 60 414 |
| SAAB | 88 22 710 |
| SAAB | 88 22 793 |
| SAAB | 93 16 6829 |
| US9309 | |
| NISSAN | 21010-31U25 |
| NISSAN | 21010-31U26 |
| NISSAN | 21010-31U27 |
| NISSAN | 21010-31U28 |
| NISSAN | 21010-31U29 |
| NISSAN | 21010-31U85 |
| US9310 | |
| CHRYSLER | MD972440 |
| US9311 | |
| MERCEDES-BENZ | 104 200 44 01 |
| US9312 | |
| MERCEDES-BENZ | 104 200 32 01 |
| US9313 | |
| MERCEDES-BENZ | 104 200 33 01 |
| US9314 | |
| MERCEDES-BENZ | 111 200 04 01 |
| MERCEDES-BENZ | 111 200 40 01 |
| US9315 | |
| MERCEDES-BENZ | 119 200 15 01 |
| US9318 | |
| FORD | F42Z 8501-A |
| MAZDA | KL47-15-010C |
| MAZDA | KL47-15-010RMC |
| US9320 | |
| TOYOTA | 16100-69385 |
| US9321 | |
| HONDA | 19200-P30-003 |
| US9324 | |
| TOYOTA | 16100-69398-83 |
| US9325 | |
| TOYOTA | 16100-69535 |

| | |
|-------------------|-----------------|
| US9328 | |
| MAZDA | KJ01-15-010H |
| MAZDA | KL01-15-010RMB |
| US9332 | |
| BMW | 11 51 0 004 164 |
| BMW | 11 51 0 007 043 |
| BMW | 11 51 1 742 517 |
| US9333 | |
| VOLKSWAGEN / AUDI | 078 121 004 H |
| VOLKSWAGEN / AUDI | 078 121 004 HX |
| VOLKSWAGEN / AUDI | 078 121 004 J |
| VOLKSWAGEN / AUDI | 078 121 004 JX |
| VOLKSWAGEN / AUDI | 078 121 004 QX |
| VOLKSWAGEN / AUDI | 078 121 006 |
| VOLKSWAGEN / AUDI | 078 121 006 X |
| US9334 | |
| TOYOTA | 16110-19106 |
| US9335 | |
| VOLKSWAGEN / AUDI | 028 121 004 |
| VOLKSWAGEN / AUDI | 028 121 004 V |
| VOLKSWAGEN / AUDI | 028 121 004 X |
| US9337 | |
| TOYOTA | 16110-61081 |
| TOYOTA | 16110-61081-77 |
| US9338 | |
| NISSAN | 21010-0W002 |
| NISSAN | 21010-0W003 |
| NISSAN | 21010-0W025 |
| NISSAN | 21010-0W027 |
| NISSAN | 21010-4S10A |
| NISSAN | 21010-4S125 |
| NISSAN | 21010-4S126 |
| NISSAN | B1010-0W00J |
| US9339 | |
| VOLVO | 271855-0 |
| VOLVO | 271985-0 |
| VOLVO | 271986-0 |
| VOLVO | 272474-0 |
| VOLVO | 272481-0 |
| VOLVO | 30650751-0 |
| VOLVO | 30684432-0 |
| VOLVO | 30751700-0 |
| VOLVO | 8694626-0 |
| VOLVO | 8694627-0 |
| US9340 | |
| VOLVO | 8694628-0 |
| US9342 | |
| GENERAL MOTORS | 91174494 |
| GENERAL MOTORS | 91177756 |
| SUZUKI | 17400-77810 |
| SUZUKI | 17400-77812 |
| SUZUKI | 17400-77813 |
| SUZUKI | 17400-77815 |
| SUZUKI | 17400-77816 |
| SUZUKI | 17400-78890 |
| SUZUKI | 17400-78892 |
| SUZUKI | 17400-85Z01 |
| US9343 | |
| MERCEDES-BENZ | 104 200 48 01 |
| US9344 | |
| MERCEDES-BENZ | 104 200 49 01 |
| MERCEDES-BENZ | 104 200 54 01 |

| | |
|-----------------------|----------------|
| US9344 (CONT.) | |
| MERCEDES-BENZ | 104 200 57 01 |
| US9345 | |
| MERCEDES-BENZ | 104 200 47 01 |
| US9346 | |
| MERCEDES-BENZ | 119 200 21 01 |
| US9347 | |
| HONDA | 19200-P1R-003 |
| US9348 | |
| HONDA | 19200-P5G-004 |
| US9349 | |
| HONDA | 19200-P75-003 |
| US9351 | |
| MERCEDES-BENZ | 104 200 58 01 |
| US9352 | |
| HONDA | 19200-P2A-A01 |
| US9353 | |
| HYUNDAI | 25100-23001 |
| HYUNDAI | 25100-23002 |
| HYUNDAI | 25100-23003 |
| HYUNDAI | 25100-23010 |
| HYUNDAI | 25100-23513 |
| US9354 | |
| HONDA | 19200-P5A-004 |
| US9356 | |
| JAGUAR | EBC10566 |
| JAGUAR | EBC10967 |
| US9359 | |
| CHRYSLER | MD365087 |
| US9360 | |
| CHRYSLER | MD309756 |
| US9362 | |
| VOLKSWAGEN / AUDI | 077 121 004 F |
| VOLKSWAGEN / AUDI | 077 121 004 HX |
| US9364 | |
| HYUNDAI | 25100-22900 |
| HYUNDAI | 25100-26900 |
| HYUNDAI | 25100-26902 |
| KIA | 25100-26902 |
| US9365 | |
| HONDA | 8-97167-554-0 |
| ISUZU | 8-97167-554-0 |
| US9367 | |
| TOYOTA | 16110-19107 |
| US9368 | |
| LAND ROVER | RTC 6339 |
| LAND ROVER | STC 483 |
| US9369 | |
| LAND ROVER | ST 1693 |
| LAND ROVER | ST 4378 |
| LAND ROVER | STC 1693 |
| LAND ROVER | STC 4378 |
| US9370 | |
| MERCEDES-BENZ | 617 200 06 20 |
| US9371 | |
| MAZDA | 8ABC-15-010 |
| MAZDA | 8ABE-15-010 |

| | |
|-------------------|----------------|
| US9374 | |
| GENERAL MOTORS | 91174230 |
| SUZUKI | 17400-61820 |
| US9375 | |
| ISUZU | 8-90466-343-0 |
| ISUZU | 8-92064-250-0 |
| ISUZU | 8-92065-969-0 |
| ISUZU | 8-93284-724-0 |
| US9376 | |
| GENERAL MOTORS | 88972167 |
| GENERAL MOTORS | 88973887 |
| GENERAL MOTORS | 94858649 |
| TOYOTA | 16100-09170 |
| US9377 | |
| VOLKSWAGEN / AUDI | 06A 121 011 F |
| VOLKSWAGEN / AUDI | 06A 121 011 L |
| VOLKSWAGEN / AUDI | 06A 121 011 LX |
| VOLKSWAGEN / AUDI | 06A 121 011 T |
| VOLKSWAGEN / AUDI | 06A 121 011 TX |
| VOLKSWAGEN / AUDI | 06A 121 012 |
| VOLKSWAGEN / AUDI | 06A 121 012 E |
| VOLKSWAGEN / AUDI | 06A 121 012 G |
| VOLKSWAGEN / AUDI | 06A 121 012 GX |
| VOLKSWAGEN / AUDI | 06A 121 012 X |
| US9378 | |
| VOLKSWAGEN / AUDI | 038 121 011 A |
| VOLKSWAGEN / AUDI | 038 121 011 AX |
| VOLKSWAGEN / AUDI | 038 121 011 J |
| VOLKSWAGEN / AUDI | 038 121 011 JX |
| US9379 | |
| CHRYSLER | 5097 158AA |
| CHRYSLER | 5097 159AA |
| CHRYSLER | 5097 159AC |
| CHRYSLER | 5097 159AD |
| CHRYSLER | 5102 893AA |
| CHRYSLER | 5102 894AA |
| CHRYSLER | 5102 894AB |
| CHRYSLER | 6805 8321AA |
| MERCEDES-BENZ | 112 200 15 01 |
| US9380 | |
| MERCEDES-BENZ | 112 200 14 01 |
| US9382 | |
| VOLVO | 31219000 |
| US9383 | |
| HONDA | 19200-P8A-A01 |
| HONDA | 19200-P8A-A02 |
| HONDA | 19200-P8A-A03 |
| US9384 | |
| SUBARU | 21110 AA690 |
| US9385 | |
| GENERAL MOTORS | 91176170 |
| SUZUKI | 17400-66810 |
| SUZUKI | 17400-66811 |
| SUZUKI | 17400-85830 |
| SUZUKI | 17400-85831 |
| US9388 | |
| NISSAN | B1010-1P128 |
| US9389 | |
| CHRYSLER | MD972934 |
| US9393 | |
| KIA | 0K247-15-010A |

| | |
|-------------------|----------------|
| KIA | 0K247-15-010B |
| KIA | 25100-2Y000 |
| KIA | 25100-2Y010 |
| KIA | 25100-2Y011 |
| US9394 | |
| MAZDA | 8AL4-15-010 |
| MAZDA | 8AL4-15-010A |
| MAZDA | JE96-15-010B |
| MAZDA | JE96-15-010RM |
| US9395 | |
| TOYOTA | 16110-49156 |
| US9396 | |
| ALFA ROMEO | 60534336 |
| ALFA ROMEO | 60555345 |
| ALFA ROMEO | 60703264 |
| US9398 | |
| ALFA ROMEO | 60519187 |
| US9399 | |
| CHRYSLER | MD976464 |
| CHRYSLER | MD976943 |
| HYUNDAI | 25100-38200 |
| KIA | 25100-38002 |
| KIA | 25100-38200 |
| US9400 | |
| ALFA ROMEO | 60534758 |
| US9401 | |
| VOLKSWAGEN / AUDI | 026 121 005 L |
| VOLKSWAGEN / AUDI | 050 121 010 CX |
| US9402 | |
| FORD | XF5Z 8501-AA |
| FORD | XF5Z 8501-BA |
| NISSAN | 21010-7B000 |
| US9403 | |
| HONDA | 19210-PCX-003 |
| US9405 | |
| GENERAL MOTORS | 88972819 |
| GENERAL MOTORS | 88974712 |
| TOYOTA | 16100-29145 |
| TOYOTA | 16100-29146 |
| TOYOTA | 16100-29415-83 |
| US9406 | |
| TOYOTA | 16100-29156 |
| TOYOTA | 16100-29156-83 |
| TOYOTA | 16100-29157 |
| TOYOTA | 16100-29157-83 |
| US9410 | |
| VOLKSWAGEN / AUDI | 077 121 004 M |
| VOLKSWAGEN / AUDI | 077 121 004 MX |
| VOLKSWAGEN / AUDI | 077 121 004 N |
| VOLKSWAGEN / AUDI | 077 121 004 NX |
| VOLKSWAGEN / AUDI | 077 121 004 P |
| VOLKSWAGEN / AUDI | 077 121 004 PX |
| US9414 | |
| GENERAL MOTORS | 19185381 |
| TOYOTA | 16100-0H010 |
| TOYOTA | 16100-28041 |
| US9415 | |
| CHRYSLER | MD979171 |
| US9416 | |
| NISSAN | 21010-F4600 |
| NISSAN | 21010-F460A |

| | |
|-------------------|----------------|
| US9419 | |
| HONDA | 19200-PLM-A01 |
| US9421 | |
| SUBARU | 21110 AA360 |
| US9426 | |
| NISSAN | 21010-7Y00A |
| NISSAN | 21010-7Y025 |
| NISSAN | 21010-7Y026 |
| NISSAN | 21010-AL525 |
| NISSAN | 21010-AL526 |
| NISSAN | 21010-AL527 |
| NISSAN | 21010-AL528 |
| NISSAN | 21010-JK00A |
| NISSAN | B1010-AL50B |
| NISSAN | B1010-JK20A |
| SUZUKI | 17400-82Z00 |
| US9427 | |
| NISSAN | 21010-6N226 |
| NISSAN | 21010-8J000 |
| NISSAN | 21010-F461A |
| NISSAN | 21010-F462A |
| NISSAN | B1010-F461B |
| US9429 | |
| VOLKSWAGEN / AUDI | 06C 121 004 H |
| VOLKSWAGEN / AUDI | 06C 121 004 HX |
| US9434 | |
| HONDA | 19200-PNA-003 |
| HONDA | 19200-PNL-E01 |
| US9440 | |
| MERCEDES-BENZ | 111 200 23 01 |
| US9446 | |
| VOLKSWAGEN / AUDI | 078 121 006 A |
| VOLKSWAGEN / AUDI | 078 121 006 AX |
| US9448 | |
| KIA | 25100-39800 |
| KIA | 25100-39802 |
| US9449 | |
| FORD | 7S7Z 8501-A |
| FORD | 7S7Z 8501-C |
| FORD | BE8Z 8501-B |
| US9450 | |
| KIA | 25100-3X000 |
| US9456 | |
| VOLVO | 8694630-0 |
| US9460 | |
| MITSUBISHI | 1300A012 |
| US9461 | |
| HONDA | 19200-RAA-A01 |
| HONDA | 19200-RAD-003 |
| HONDA | 19200-RBB-013 |
| HONDA | 19200-RFE-003 |
| US9462 | |
| HYUNDAI | 25100-37202 |
| KIA | 25100-37102 |
| KIA | 25100-37201 |
| KIA | 25100-37202 |
| KIA | 25100-3E000 |
| US9463 | |
| HYUNDAI | 25100-39010 |
| HYUNDAI | 25100-39012 |

| | |
|-------------------|-----------------|
| KIA | 25100-39010 |
| KIA | 25100-39012 |
| US9464 | |
| BMW | 11 51 0 393 339 |
| BMW | 11 51 1 741 980 |
| US9465 | |
| BMW | 11 51 0 393 336 |
| US9467 | |
| BMW | 11 51 1 714 212 |
| US9468 | |
| HONDA | 19200-P72-013 |
| US9470 | |
| GENERAL MOTORS | 12581517 |
| GENERAL MOTORS | 12635743 |
| HONDA | 19200-R70-A11 |
| HONDA | 19200-RCA-A01 |
| HONDA | 19200-RDM-A01 |
| HONDA | 19200-RDM-A02 |
| HONDA | 19200-RDV-J01 |
| US9471 | |
| PORSCHE | 955 106 011 00 |
| VOLKSWAGEN / AUDI | 022 121 011 |
| VOLKSWAGEN / AUDI | 022 121 011 V |
| VOLKSWAGEN / AUDI | 022 121 011 X |
| US9472 | |
| SUBARU | 21111 AA230 |
| SUBARU | 21111 AA380 |
| US9473 | |
| KIA | 0K30E-15-010 |
| KIA | 25100-2X401 |
| US9474 | |
| BMW | 11 51 7 513 062 |
| US9475 | |
| PORSCHE | 996 106 011 53 |
| PORSCHE | 996 106 011 55 |
| PORSCHE | 997 101 011 02 |
| PORSCHE | 997 106 011 02 |
| PORSCHE | 997 106 011 05 |
| PORSCHE | 997 106 011 06 |
| PORSCHE | 997 106 011 70 |
| PORSCHE | 997 106 011 71 |
| US9476 | |
| TOYOTA | 16100-59276 |
| US9477 | |
| KIA | 25100-38200 |
| US9486 | |
| SUBARU | 21118 KA000 |
| SUBARU | 21135 KA000 |
| US9487 | |
| RENAULT | 7701 452 781 |
| RENAULT | 7701 457 771 |
| RENAULT | 7701 461 173 |
| RENAULT | 7702 452 782 |
| US9488 | |
| NISSAN | 21010-7S000 |
| US9489 | |
| FORD | 5M8Z 8501-B |
| MAZDA | AJ57-15-010 |
| MAZDA | AJ57-15-010A |
| MAZDA | AJ57-15-010B |

| | |
|-------------------|----------------|
| MAZDA | AJTM-15-010 |
| US9493 | |
| TOYOTA | 16100-61070 |
| TOYOTA | 16100-61080 |
| US9494 | |
| HONDA | 19210-PHM-010 |
| US9495 | |
| HONDA | 19200-PRB-A01 |
| HONDA | 19200-RBC-013 |
| US9496 | |
| LAND ROVER | PEB 102240L |
| US11001 | |
| FORD | 9M6Z 8C419-A |
| US11002 | |
| FORD | 5M6Z 8C419-A |
| FORD | 6M6Z 8C419-A |
| US11003 | |
| VOLKSWAGEN / AUDI | 078 965 561 |
| US11004 | |
| VOLKSWAGEN / AUDI | 3D0 965 561 D |
| US11005 | |
| NISSAN | 92516-EA50B |
| US11006 | |
| FORD | 7C3Z 8B552-A |
| US11007 | |
| FORD | 8M6Z 18D473-A |
| US11008 | |
| VOLKSWAGEN / AUDI | 1K0 965 561 J |
| US11009 | |
| MERCEDES-BENZ | 211 835 02 64 |
| MERCEDES-BENZ | A211 835 02 64 |
| US11011 | |
| TOYOTA | 87200-47030 |
| US11012 | |
| TOYOTA | 87200-33010 |
| US11013 | |
| TOYOTA | 16290-21011 |
| US11014 | |
| FORD | F8YZ 8501-AA |
| US11015 | |
| MERCEDES-BENZ | 000 500 03 86 |

ALFA ROMEO

| | |
|----------|--------|
| 60519187 | US9398 |
| 60534336 | US9396 |
| 60534758 | US9400 |
| 60555345 | US9396 |
| 60703264 | US9396 |

AM GENERAL

| | |
|----------|----------|
| 05745093 | US5086 |
| 12600767 | US6009 |
| 12600767 | US6009-T |
| 12620226 | US5097 |
| 24576952 | US5097 |

AMERICAN MOTORS

| | |
|-----------|--------|
| 3209 691 | US843 |
| 4797 143 | US3414 |
| 8120 236 | US986 |
| 8130 749 | US3403 |
| 8132 274 | US1107 |
| 8133 033 | US3403 |
| 8133 034 | US3404 |
| 8358 491 | US9159 |
| J8120 129 | US843 |
| J8121 236 | US986 |

BMW

| | |
|-----------------|--------|
| 11 51 0 004 161 | US9128 |
| 11 51 0 004 162 | US9236 |
| 11 51 0 004 164 | US9332 |
| 11 51 0 007 040 | US9128 |
| 11 51 0 007 041 | US9236 |
| 11 51 0 007 042 | US9276 |
| 11 51 0 007 043 | US9332 |
| 11 51 0 393 336 | US9465 |
| 11 51 0 393 338 | US9275 |
| 11 51 0 393 339 | US9464 |
| 11 51 0 393 340 | US8926 |
| 11 51 1 256 600 | US9153 |
| 11 51 1 258 933 | US9149 |
| 11 51 1 312 129 | US9117 |
| 11 51 1 312 539 | US9117 |
| 11 51 1 312 574 | US9151 |
| 11 51 1 315 211 | US9151 |
| 11 51 1 315 563 | US9234 |
| 11 51 1 433 828 | US9261 |
| 11 51 1 705 236 | US9122 |
| 11 51 1 706 588 | US9119 |
| 11 51 1 707 415 | US9117 |
| 11 51 1 711 492 | US9119 |
| 11 51 1 714 212 | US9467 |
| 11 51 1 719 836 | US9120 |
| 11 51 1 720 609 | US9120 |
| 11 51 1 720 883 | US9117 |
| 11 51 1 721 477 | US9152 |
| 11 51 1 721 872 | US9275 |
| 11 51 1 722 536 | US9261 |
| 11 51 1 727 468 | US9275 |
| 11 51 1 730 414 | US9261 |
| 11 51 1 734 595 | US9275 |
| 11 51 1 734 602 | US9275 |
| 11 51 1 740 241 | US9261 |
| 11 51 1 741 980 | US9464 |
| 11 51 1 742 517 | US9332 |
| 11 51 1 744 243 | US9261 |
| 11 51 2 241 641 | US9154 |
| 11 51 7 507 849 | US6003 |
| 11 51 7 508 496 | US6003 |
| 11 51 7 509 985 | US9261 |
| 11 51 7 513 062 | US9474 |

| | |
|-----------------|--------|
| 11 51 7 520 123 | US6001 |
| 11 51 7 527 799 | US9261 |
| 11 51 7 527 910 | US9261 |
| 11 51 7 548 263 | US6708 |
| 11 51 7 548 264 | US6708 |
| 11 51 7 550 484 | US6244 |
| 11 51 7 563 183 | US9261 |
| 11 51 7 563 659 | US6681 |
| 11 51 7 586 779 | US6238 |
| 11 51 7 586 925 | US6680 |
| 11 51 7 588 885 | US6681 |
| 11 51 7 632 426 | US6681 |
| 11 51 7 648 827 | US6244 |
| 11 51 7 831 907 | US6269 |
| 11 51 8 604 888 | US6244 |
| 11 51 9 056 401 | US9153 |
| 11 51 9 070 752 | US9149 |
| 11 51 9 070 755 | US9152 |
| 11 51 9 070 757 | US9122 |
| 11 51 9 070 758 | US9120 |
| 11 51 9 070 760 | US9117 |
| 11 51 9 070 761 | US9117 |
| 11 51 9 070 765 | US9154 |
| 11 51 9 071 561 | US9119 |

CHERY

| | |
|------------|--------|
| BJ040315Z | US8943 |
| BJ060510ZC | US8943 |

CHRYSLER

| | |
|-------------|--------|
| 0466 7660AE | US7150 |
| 1063 326 | US713 |
| 1064 750 | US713 |
| 1300 A011 | US7152 |
| 1752422 | US919 |
| 2402 903 | US7103 |
| 2421375 | US919 |
| 2448315 | US919 |
| 2485385 | US919 |
| 2585 291 | US918 |
| 2808 679 | US7100 |
| 3004 715 | US918 |
| 3004762 | US919 |
| 3004991 | US919 |
| 3234 427 | US3401 |
| 3780 108 | US1053 |
| 3780 109 | US1053 |
| 3780 109 | US7103 |
| 3780 127 | US1040 |
| 3837 641 | US1053 |
| 3837 641 | US7103 |
| 4106 034 | US7100 |
| 4131 243 | US7100 |
| 4173 703 | US7113 |
| 4272 919 | US7113 |
| 4293 898 | US7110 |
| 4293 988 | US7110 |
| 4323 148 | US7110 |
| 4387 457 | US7122 |
| 4448 878 | US7126 |
| 4483 453 | US7127 |
| 4483 754 | US7128 |
| 4556 541 | US7141 |
| 4621 172 | US7127 |
| 4621 489 | US7153 |
| 4626 054 | US7136 |
| 4626 054AD | US7136 |
| 4626 054AE | US7136 |
| 4626 054AF | US7136 |

| | |
|------------|--------|
| 4626 215 | US3412 |
| 4626 215AD | US3412 |
| 4626 215AE | US3412 |
| 4626 215AF | US3412 |
| 4626 682 | US7139 |
| 4648 952AB | US8968 |
| 4648 952AD | US8968 |
| 4648 952AE | US6231 |
| 4648 952BA | US6231 |
| 4654 392AB | US7126 |
| 4663 296 | US7151 |
| 4663 296AB | US7158 |
| 4663 732 | US7161 |
| 4663 732AB | US7161 |
| 4663 732AC | US7161 |
| 4663 732AD | US7161 |
| 4666 044AA | US8960 |
| 4666 044BA | US8960 |
| 4666 044BB | US8960 |
| 4667 660 | US7150 |
| 4667 660AB | US7150 |
| 4667 660AE | US7150 |
| 4694 307 | US7156 |
| 4694 307AB | US7156 |
| 4694 307AC | US7156 |
| 4694 307AE | US7156 |
| 4694 307AF | US7156 |
| 4728 533 | US1053 |
| 4728 533 | US7103 |
| 4763 776 | US7154 |
| 4763 776AB | US7154 |
| 4763 776AC | US7154 |
| 4781 157AA | US7165 |
| 4781 157AB | US7165 |
| 4781 157AC | US7165 |
| 4792 195 | US7162 |
| 4792 195AB | US7162 |
| 4792 838AA | US8940 |
| 4792 838AB | US8940 |
| 4792 968AD | US8951 |
| 4792 968AF | US8951 |
| 4797 143 | US3414 |
| 4882 837AB | US7141 |
| 4884 159AA | US7167 |
| 4884 159AE | US7167 |
| 4892 225AA | US7161 |
| 4892 425AA | US6217 |
| 4897 531AA | US7169 |
| 5003 085AA | US7151 |
| 5010 898AA | US7126 |
| 5010 898AB | US7126 |
| 5010 964AB | US7145 |
| 5012 366AA | US7164 |
| 5012 366AB | US7164 |
| 5012 366AC | US7164 |
| 5012 366AD | US7164 |
| 5012 366AF | US7164 |
| 5037 164AB | US7166 |
| 5037 164AC | US7166 |
| 5037 164AE | US7166 |
| 5047 138AA | US6038 |
| 5047 138AB | US6038 |
| 5047 138AC | US6038 |
| 5086 959AA | US7145 |
| 5086 959AB | US7145 |
| 5097 158AA | US9379 |
| 5097 159AA | US9379 |
| 5097 159AC | US9379 |
| 5097 159AD | US9379 |

CHRYSLER (CONT.)

| | |
|-------------|--------|
| 5102 893AA | US9379 |
| 5102 894AA | US9379 |
| 5102 894AB | US9379 |
| 5103 576AA | US6008 |
| 5103 576AB | US6008 |
| 5135 756AA | US7121 |
| 5138 057AA | US6007 |
| 5166 861AA | US7127 |
| 5175 580AA | US6155 |
| 5184 498AD | US8981 |
| 5184 498AE | US8981 |
| 5184 498AH | US8981 |
| 5184 498AI | US8981 |
| 5184 498AJ | US8981 |
| 5203 432 | US7110 |
| 5214 490 | US7101 |
| 524 5357 | US7137 |
| 5240 630 | US7101 |
| 5245 465 | US7146 |
| 5245 465AB | US7146 |
| 5245 720 | US7146 |
| 5281 175 | US7140 |
| 5300 5877 | US7169 |
| 5300 8354 | US7159 |
| 5302 0185 | US1053 |
| 5302 0185 | US7103 |
| 5302 0280 | US7160 |
| 5302 0873AB | US7163 |
| 5302 0873AC | US7163 |
| 5302 1018 | US7160 |
| 5302 1018AB | US7160 |
| 5302 1018AC | US7160 |
| 5302 1018AD | US7160 |
| 5302 1074AB | US7169 |
| 5302 1074AC | US7169 |
| 5302 1074AE | US7169 |
| 5302 1074AF | US7169 |
| 5302 1187AA | US7163 |
| 5302 1380AG | US7168 |
| 5302 1380AK | US7168 |
| 5302 1380AL | US7168 |
| 5302 1380AM | US7168 |
| 5302 1844AA | US7169 |
| 5302 2058AA | US7163 |
| 5302 2095AD | US8979 |
| 5302 2095AE | US8979 |
| 5302 2095AF | US8979 |
| 5302 2189AA | US7163 |
| 5302 2189AB | US7163 |
| 5302 2189AC | US7163 |
| 5302 2189AG | US7163 |
| 5302 2192AE | US6341 |
| 5302 2192AF | US6341 |
| 5302 2192AJ | US6341 |
| 5302 2192AK | US6341 |
| 5302 2340AC | US8971 |
| 6800 3402AA | US6222 |
| 6800 3402AB | US6222 |
| 6804 5797AA | US7163 |
| 6804 6026AA | US6038 |
| 6805 8321AA | US9379 |
| 6807 9412AB | US6699 |
| 6807 9412AC | US6699 |
| 6808 7367AA | US6155 |
| 7124 4450 | US1010 |
| 7522 1515 | US1010 |
| 8120 131 | US1021 |

| | |
|-----------|--------|
| 8125 131 | US3401 |
| 8125 501 | US1077 |
| 8127 974 | US3400 |
| 8129 459 | US1077 |
| 8130 749 | US3403 |
| 8132 274 | US1107 |
| 8133 033 | US3403 |
| 8277 5049 | US5006 |
| 8350 2957 | US3414 |
| J146 6241 | US7138 |
| J323 4427 | US3401 |
| J813 4320 | US3403 |
| J813 4321 | US3404 |
| JR77 5045 | US1107 |
| JR77 5046 | US3403 |
| JR77 5047 | US3413 |
| JR77 5049 | US5006 |
| JR77 5050 | US3401 |
| JR77 5053 | US3410 |
| JR77 5056 | US3409 |
| JR77 5122 | US3412 |
| M04667660 | US7150 |
| MD001300 | US1012 |
| MD008431 | US7104 |
| MD009000 | US7105 |
| MD021450 | US1124 |
| MD021490 | US7116 |
| MD025190 | US7111 |
| MD030751 | US7106 |
| MD030863 | US7115 |
| MD034152 | US7108 |
| MD179030 | US7135 |
| MD300799 | US7135 |
| MD306414 | US7135 |
| MD306414 | US7147 |
| MD309756 | US9360 |
| MD365087 | US9359 |
| MD971538 | US7148 |
| MD971582 | US7114 |
| MD972001 | US7117 |
| MD972002 | US8922 |
| MD972003 | US7121 |
| MD972004 | US7121 |
| MD972005 | US7129 |
| MD972050 | US7148 |
| MD972051 | US7114 |
| MD972052 | US9212 |
| MD972053 | US9168 |
| MD972440 | US9310 |
| MD972897 | US7114 |
| MD972934 | US9389 |
| MD973025 | US7152 |
| MD973940 | US7121 |
| MD974649 | US7115 |
| MD974719 | US7108 |
| MD975292 | US7116 |
| MD976464 | US9399 |
| MD976943 | US9399 |
| MD977705 | US7152 |
| MD978552 | US6228 |
| MD978743 | US7152 |
| MD978764 | US7152 |
| MD979171 | US9415 |
| MD979395 | US6149 |
| MD980000 | US7121 |
| MD997076 | US7115 |
| MD997077 | US7105 |
| MD997078 | US7108 |
| MD997079 | US7114 |

| | |
|-------------|--------|
| MD997081 | US7118 |
| MD997082 | US7116 |
| MD997084 | US7117 |
| MD997149 | US7116 |
| MD997150 | US7117 |
| MD997158 | US7120 |
| MD997178 | US7120 |
| MD997244 | US7121 |
| MD997403 | US7124 |
| MD997404 | US7124 |
| MD997417 | US9212 |
| MD997418 | US7131 |
| MD997421 | US7108 |
| MD997464 | US7106 |
| MD997485 | US7108 |
| MD997515 | US7121 |
| MD997609 | US7115 |
| MD997614 | US7118 |
| MD997615 | US7114 |
| MD997616 | US7120 |
| MD997619 | US7108 |
| MD997620 | US7131 |
| MD997622 | US9168 |
| MD997623 | US7124 |
| MD997634 | US7121 |
| MD997643 | US7129 |
| MD997686 | US8922 |
| MN187244 | US7156 |
| R429 3898 | US7110 |
| R462 1172 | US7127 |
| R462 6215 | US3412 |
| R462 6682 | US7139 |
| R479 8497 | US7122 |
| R500 3665AA | US7145 |
| RL02 2340AC | US8971 |
| RL18 4498AI | US8981 |
| T1464552 | US3411 |

DAIHATSU

| | |
|-----------------|--------|
| 16100-87182-000 | US9237 |
| 16100-87183-000 | US8908 |
| 16100-87790-000 | US9238 |

FIAT

| | |
|----------|--------|
| 4129810 | US9203 |
| 4129812 | US9203 |
| 4331825 | US9003 |
| 4336009 | US8944 |
| 4429226 | US9085 |
| 46400058 | US8948 |
| 46444355 | US8948 |
| 46526243 | US8945 |
| 46805736 | US8945 |
| 55184080 | US8945 |
| 5882684 | US9203 |
| 5882689 | US9003 |
| 5882691 | US8944 |
| 5890406 | US8944 |
| 5936404 | US9084 |
| 5936406 | US9084 |
| 5960469 | US9084 |
| 5980756 | US9084 |
| 5983960 | US9084 |
| 71716878 | US8948 |
| 7671808 | US9085 |
| 7671810 | US9085 |
| 7784974 | US9084 |

FORD

| | |
|---------|--------|
| 1381796 | US8987 |
|---------|--------|

| FORD (CONT.) | |
|---------------------|---------|
| 1949737 | US8987 |
| 1000398 | US8934 |
| 1020567 | US8934 |
| 1089795 | US8931 |
| 1109341 | US8934 |
| 1229571 | US8931 |
| 1429037 | US8934 |
| 1518911 | US8934 |
| 1E04-15-010 | US8934 |
| 1F1Z 8501-AA | US4094 |
| 1L2Z 8501-BA | US4127 |
| 1L2Z 8501-BB | US4127 |
| 1L3Z 8501-AB | US4125 |
| 1L3Z 8501-BA | US4121 |
| 1S7Z 8501-A | US4126 |
| 1S7Z 8501-AK | US4126 |
| 1U2Z 8V501-CA | US4096 |
| 2C3Z 8V501-BA | US4114 |
| 2R8Z 8501-AE | US4129 |
| 2S7Z 8501-BG | US4094 |
| 2W9Z 8501-BB | US4124 |
| 3C3Z 8501-A | US61 |
| 3F2Z 8501-BB | US4102 |
| 3L3Z 8501-CA | US4122 |
| 3L3Z 8501-DB | US4105 |
| 3R3Z 8501-A | US4103 |
| 3R3Z 8501-BB | US4103 |
| 4C3Z 8501-ABRM | US67 |
| 4C3Z 8501-AC | US67 |
| 4C3Z 8501-B | US4109 |
| 4S4Z 8501-AA | US4126 |
| 5013320 | US8905 |
| 5030651 | US8905 |
| 5F1Z 8501-A | US4094 |
| 5F2Z 8501-A | US4102 |
| 5F9Z 8501-BB | US6186 |
| 5L2Z 8501-A | US4127 |
| 5L3Z 8501-A | US4105 |
| 5L8Z 8501-A | US4132 |
| 5L8Z 8501-AA | US4094 |
| 5M6Z 8C419-A | US11002 |
| 5M8Z 8501-A | US4132 |
| 5M8Z 8501-B | US9489 |
| 5R3Z 8501-A | US4119 |
| 5R8Z 8501-A | US4129 |
| 5R8Z 8501-B | US4129 |
| 5W7Z 8501-AA | US4128 |
| 6L2Z 8501-A | US4108 |
| 6M6Z 8C419-A | US11002 |
| 6U7Z 8501-A | US4102 |
| 6U7Z 8501-B | US4102 |
| 7C3Z 8B552-A | US11006 |
| 7L3Z 8501-A | US6144 |
| 7S7Z 8501-A | US9449 |
| 7S7Z 8501-C | US9449 |
| 7T4Z 8501-B | US6023 |
| 7T4Z 8501-C | US6023 |
| 7T4Z 8501-D | US6023 |
| 8C3Z-8501-B | US76 |
| 8M6Z 18D473-A | US11007 |
| 96BX 8591-A2B | US8934 |
| 96BX 8591-AA | US8934 |
| 9L8Z 8501-A | US6250 |
| 9L8Z 8501-C | US6250 |
| 9M6Z 8C419-A | US11001 |
| A840X8591BCA | US8905 |
| AA5Z 8501-A | US6023 |

| | |
|--------------|---------|
| AA5Z 8501-C | US8910 |
| AA5Z 8501-D | US6023 |
| AL3Z 8501-A | US6006 |
| AT4Z 8501-A | US8980 |
| AT4Z 8501-CA | US8910 |
| B5A-8501-C | US488 |
| B6A-8501-B | US488 |
| B6A-8501-C | US488 |
| BC3Z 8501-A | US77 |
| BE8Z 8501-B | US9449 |
| BL3Z 8501-A | US8916 |
| BR3Z 8501-C | US8963 |
| BR3Z 8501-G | US6654 |
| BR3Z 8501-H | US8963 |
| C2AZ 8501-A | US723 |
| C2AZ 8501-B | US723 |
| C4AZ 8501-A | US723 |
| C4AZ 8501-B | US723 |
| C5AZ 8501-B | US819 |
| C5AZ 8501-K | US819 |
| C5OZ 8501-A | US819 |
| D00Z 8501-C | US953 |
| D0TZ 8501-B | US1082 |
| D1FZ 8501-A | US964 |
| D2RY 8501-A | US4067 |
| D3RY 8501-A | US964 |
| D3UZ 8501-A | US1028 |
| D4DZ 8501-A | US1044 |
| D4TZ 8501-E | US1083 |
| D4TZ 8501-G | US1082 |
| D4TZ 8501-H | US1075 |
| D4TZ 8501-K | US1083 |
| D4TZ 8501-M | US1082 |
| D4UZ 8501-A | US1052 |
| D5DZ 8501-A | US960 |
| D5TZ 8501-D | US1094 |
| D5TZ 8501-E | US1096 |
| D5ZZ 8501-A | US1070 |
| D6AZ 8501-A | US932 |
| D6ZZ 8501-B | US953 |
| D77Z 8501-A | US1042 |
| D7HZ 8501-D | US1094 |
| D7HZ 8501-E | US1096 |
| D8BZ 8501-A | US4002 |
| D8FZ 8501-A | US4005 |
| D8RZ 8501-A | US4003 |
| D8TZ 8501-B | US1114 |
| D8ZZ 8501-A | US1047 |
| D9HZ 8501-A | US4037 |
| D9HZ 8501-B | US4037 |
| DG1Z 8501-A | US8910 |
| DS7Z 8501-E | US8107 |
| E0ZZ 8501-A | US4024 |
| E1AZ 8501-A | US4014 |
| E1AZ 8501-A | US4014H |
| E2DZ 8501-A | US4016 |
| E2HZ 8501-B | US4037 |
| E2TZ 8501-A | US4030N |
| E3TZ 8501-F | US4023 |
| E3TZ 8501-G | US4033 |
| E43Z 8501-B | US9067 |
| E45Y 8501-A | US9154 |
| E4BZ 8501-A | US4054 |
| E4ZZ 8501-A | US4024 |
| E5HZ 8501-A | US4037 |
| E5TZ 8501-C | US1114 |
| E5ZZ 8501-A | US4035 |
| E69Z 8501-A | US4039 |
| E6AZ 8501-B | US4014H |

| | |
|---------------|---------|
| E6AZ 8501-B | US4014H |
| E6DZ 8501-A | US4034 |
| E6TZ 8501-A | US4042 |
| E6ZZ 8501-A | US4054 |
| E7FZ 8501-B | US9067 |
| E7RY 8501-A | US4045 |
| E7TZ 8501-A | US4044 |
| E7TZ 8501-B | US4048 |
| E8AZ 8501-A | US4052 |
| E8BZ 8501-A | US4049 |
| E8DZ 8501-A | US4051 |
| E8DZ 8501-B | US4051 |
| E8FZ 8501-A | US4040 |
| E92Z 8501-A | US4053 |
| E93Z 8501-A | US4022 |
| E9BZ 8501-A | US4049 |
| E9DZ 8501-B | US4056 |
| E9JY 8501-B | US4068 |
| E9PZ 8501-A | US4020 |
| E9PZ 8501-C | US4083 |
| E9PZ 8501-D | US4030N |
| E9SZ 8501-B | US4055 |
| E9TZ 8501-B | US4018 |
| EF8501KT | US8924 |
| ER3Z 8501-C | US8916 |
| EU2Z 8501-B | US4091 |
| F02Z 8501-B | US4059 |
| F0TZ 8501-E | US4044 |
| F0TZ 8501-G | US4060 |
| F0ZZ 8501-A | US4038 |
| F1CZ 8501-A | US4069 |
| F1HZ 8501-D | US4072 |
| F1SZ 8501-A | US4057 |
| F1SZ 8501-B | US4050 |
| F1TZ 8501-A | US1114 |
| F1VY 8501-A | US4066 |
| F23Z 8501-A | US4070 |
| F23Z 8501-B | US4041 |
| F2TZ 8501-A | US4077 |
| F2UZ 8501-A | US4079 |
| F2UZ 8501-C | US4081 |
| F32Z 8501-A | US9259 |
| F32Z 8501-B | US4078 |
| F33Z 8501-A | US4041 |
| F3DZ 8501-A | US4082 |
| F3HZ 8501-B | US740H |
| F3LY 8501-A | US4113 |
| F3TZ 8501-C | US4044 |
| F3TZ 8501-E | US4079 |
| F3XZ 8501-BA | US9074 |
| F3ZZ 8501-B | US4038 |
| F42Z 8501-A | US9318 |
| F4AZ 8501-A | US4066 |
| F4BZ 8501-B | US4049 |
| F4CZ 8501-A | US4069 |
| F4DZ 8501-A | US4089 |
| F4DZ 8501-B | US4034 |
| F4SZ 8501-A | US4090 |
| F4TZ 8501-ARM | US4096 |
| F4TZ 8501-B | US4086 |
| F4ZZ 8501-B | US4087 |
| F57Z 8501-A | US4093 |
| F59Z 8501-A | US4095 |
| F59Z 8501-B | US4039 |
| F5DZ 8501-A | US4094 |
| F5DZ 8501-CL | US4098 |
| F5OY 8501-A | US4097 |
| F5RZ 8501-B | US4088 |

FORD (CONT.)

| | |
|---------------|---------|
| F5TZ 8501-A | US4099 |
| F5TZ 8501-BRM | US4096 |
| F5TZ 8501-C | US4060 |
| F5TZ 8501H2-A | US4044 |
| F63Z 8501-AA | US4091 |
| F65Z 8501-BA | US4122 |
| F68Z 8501-A | US4102 |
| F6DZ 8501-A | US4098 |
| F6DZ 8501-B | US4106 |
| F6DZ 8501-FA | US4094 |
| F6LZ 8501-AA | US4113 |
| F6PZ 8501-AA | US4069 |
| F6TZ 8501-AA | US4114 |
| F6TZ 8501-KA | US4099 |
| F6TZ 8501-KB | US4079 |
| F6ZZ 8501-A | US4103 |
| F77Z 8501-AD | US4108 |
| F7BZ 8501-A | US4049 |
| F7CZ 8501-AB | US4107 |
| F7DZ 8501-A | US4098 |
| F7TZ 8501-AB | US4060 |
| F7TZ 8501-AC | US4060 |
| F7TZ 8501-CRM | US4114 |
| F7UZ 8501-CA | US4122 |
| F7ZZ 8501-AA | US4103 |
| F81Z 8501-ARM | US4114 |
| F81Z 8501-CRM | US4114 |
| F81Z 8501-DA | US4109 |
| F81Z 8501-FA | US4114 |
| F85Z 8501-AA | US4105 |
| F87Z 8501-BA | US4093 |
| F87Z 8501-BB | US4093 |
| F87Z 8501-CA | US4101 |
| F87Z 8501-DA | US4095 |
| F8AZ 8501-AA | US4066 |
| F8DZ 8501-AA | US4094 |
| F8OZ 8501-AA | US4097 |
| F8RZ 8501-EN | US4115 |
| F8RZ 8501-NE | US4115 |
| F8YZ 8501-AA | US11014 |
| F8ZZ 8501-AA | US4103 |
| FOAZ 8501-A | US4052 |
| FOCZ 8501-A | US4065 |
| FODZ 8501-A | US4061 |
| FOPZ 8501-A | US4020 |
| FOTZ 8501-D | US4060 |
| FOTZ 8501-F | US4048 |
| XC2Z 8501-BA | US4122 |
| XF1Z 8501-AA | US4094 |
| XF2Z 8501-AA | US4102 |
| XF5Z 8501-AA | US9402 |
| XF5Z 8501-BA | US9402 |
| XL3Z 8501-AA | US4122 |
| XL3Z 8501-BA | US4121 |
| XL5Z 8501-AA | US4095 |
| XL5Z 8501-AC | US4095 |
| XL5Z 8501-AD | US4095 |
| XL5Z 8501-CA | US4093 |
| XR3Z 8501-AA | US4119 |
| XS2Z 8501-BC | US4091 |
| XS2Z 8501-CC | US4091 |
| XS2Z 8501-CD | US4091 |
| XS2Z 8501-CF | US4091 |
| XS2Z 8501-EA | US4091 |
| XS6E 6659 | US8931 |
| XS6E 8501AD | US8931 |
| XU2Z 8501-EA | US4018 |

| | |
|---------------|--------|
| XW4Z 8501-BA | US4118 |
| XW4Z 8501-CD | US4118 |
| YC2Z 8501-BA | US4130 |
| YC3Z 8501-AA | US4109 |
| YC3Z 8501-AB | US4109 |
| YF3Z 8501-A | US4097 |
| YF3Z 8501-AB | US4097 |
| YR3Z 8501-AB | US4119 |
| YS4Z 8501-AA | US4123 |
| YSG6 8501-A2C | US4104 |
| YW7Z 8501-AA | US4113 |
| YW7Z 8501-BB | US4128 |

GENERAL MOTORS

| | |
|----------|--------|
| 376746 | US1113 |
| 1241680 | US1061 |
| 1334037 | US1061 |
| 1396879 | US821 |
| 1396880 | US821 |
| 2475788 | US835 |
| 3632119 | US670 |
| 3741033 | US563 |
| 3774186 | US563 |
| 3927565 | US861 |
| 3990992 | US861 |
| 3998214 | US985 |
| 4409162 | US8914 |
| 6258458 | US861 |
| 6260822 | US985 |
| 8885837 | US835 |
| 12456113 | US5087 |
| 12458935 | US5087 |
| 88894290 | US5087 |
| 88972167 | US5099 |
| 91160212 | US8914 |
| 92149009 | US5103 |
| 97180326 | US8953 |
| 05740079 | US5008 |
| 05743241 | US5062 |
| 05743939 | US5049 |
| 05744474 | US5074 |
| 05744662 | US5074 |
| 05744938 | US5074 |
| 10013800 | US5000 |
| 10032022 | US5022 |
| 10046305 | US5030 |
| 10048917 | US1121 |
| 10048919 | US5016 |
| 10048949 | US5033 |
| 10048950 | US5035 |
| 10065240 | US5007 |
| 10074182 | US5084 |
| 10077051 | US5004 |
| 10077059 | US5049 |
| 10089654 | US5032 |
| 10089659 | US5006 |
| 10120938 | US1107 |
| 10120943 | US5035 |
| 10120944 | US5037 |
| 10120945 | US5001 |
| 10140667 | US5078 |
| 10159526 | US5000 |
| 10159599 | US5056 |
| 10174846 | US5051 |
| 10174979 | US5020 |
| 10181235 | US5040 |
| 10181327 | US5040 |
| 12300305 | US975 |
| 12307798 | US896 |

| | |
|----------|--------|
| 12307815 | US898 |
| 12309445 | US975 |
| 12309978 | US5003 |
| 12334884 | US5028 |
| 12336298 | US5050 |
| 12337519 | US1120 |
| 12337663 | US5012 |
| 12337664 | US5014 |
| 12363169 | US5032 |
| 12369484 | US5023 |
| 12369487 | US5049 |
| 12369537 | US5081 |
| 12455105 | US5085 |
| 12456112 | US5081 |
| 12456113 | US64 |
| 12456113 | US64-T |
| 12456231 | US5086 |
| 12456326 | US5038 |
| 12456328 | US5094 |
| 12458115 | US5085 |
| 12458326 | US5038 |
| 12458920 | US5040 |
| 12458922 | US5051 |
| 12458934 | US5081 |
| 12458935 | US64 |
| 12458935 | US64-T |
| 12462265 | US5032 |
| 1247080 | US1045 |
| 12481997 | US5000 |
| 12482000 | US5041 |
| 12482690 | US5035 |
| 12482694 | US5037 |
| 12482696 | US5001 |
| 12482903 | US5075 |
| 12482919 | US5050 |
| 12484890 | US1002 |
| 12487361 | US5072 |
| 12491038 | US5040 |
| 12507232 | US5067 |
| 12508606 | US5017 |
| 12509653 | US5063 |
| 12512740 | US5078 |
| 12514269 | US5008 |
| 12514574 | US5062 |
| 12517379 | US5017 |
| 12518277 | US5068 |
| 12518443 | US5032 |
| 12520263 | US5078 |
| 12520914 | US5070 |
| 12521037 | US5038 |
| 12522031 | US5049 |
| 12522033 | US1121 |
| 12522034 | US5051 |
| 12522036 | US5073 |
| 12523499 | US5066 |
| 12523502 | US5069 |
| 12523505 | US5030 |
| 12524131 | US1121 |
| 12525123 | US5038 |
| 12527740 | US5069 |
| 12527741 | US5068 |
| 12527759 | US5038 |
| 12529192 | US5078 |
| 12529305 | US1121 |
| 12529993 | US5072 |
| 12530176 | US5074 |
| 12532528 | US5077 |
| 12532529 | US5049 |

| GENERAL MOTORS (CONT.) | |
|-------------------------------|----------|
| 12532531 | US5049 |
| 12534417 | US5062 |
| 12534418 | US5008 |
| 12534772 | US5074 |
| 12537495 | US5050 |
| 12551474 | US5078 |
| 12581517 | US9470 |
| 12583033 | US8956 |
| 12585226 | US5092 |
| 12591894 | US5092 |
| 12595614 | US8955 |
| 12600767 | US6009 |
| 12600767 | US6009-T |
| 1260709 | US1018 |
| 12618472 | US8932 |
| 12620226 | US5097 |
| 12624936 | US5092 |
| 12630084 | US5092 |
| 12635743 | US9470 |
| 12637105 | US72 |
| 12637479 | US8932 |
| 12645176 | US8932 |
| 12653661 | US8102 |
| 12656810 | US8918 |
| 12657499 | US8932 |
| 12663909 | US8102 |
| 12663910 | US8102 |
| 1334054 | US8942 |
| 1334066 | US8962 |
| 1334104 | US8901 |
| 1334113 | US8901 |
| 1334135 | US8933 |
| 1334139 | US8925 |
| 1363989 | US855 |
| 1396317 | US855 |
| 1396346 | US855 |
| 1396715 | US855 |
| 1396876 | US855 |
| 14002440 | US5084 |
| 14058915 | US5019 |
| 14058915 | US5019H |
| 14063641 | US5015 |
| 14071866 | US5004 |
| 14079351 | US5004 |
| 14085847 | US1121 |
| 14085852 | US1002 |
| 14089011 | US5020 |
| 14101304 | US5001 |
| 1486579 | US851 |
| 15633465 | US5008 |
| 15633466 | US5062 |
| 16444355 | US8946 |
| 19168602 | US5019 |
| 19168602 | US5019H |
| 19168606 | US1002 |
| 19168609 | US5086 |
| 19168610 | US5074 |
| 19168611 | US5062 |
| 19168612 | US5054 |
| 19168888 | US63 |
| 19179031 | US6145 |
| 19180610 | US79 |
| 19185381 | US9414 |
| 19185491 | US6232 |
| 19201601 | US5049 |
| 19205246 | US6232 |
| 19207665 | US6689 |

| | |
|----------|----------|
| 19208815 | US6009 |
| 19208815 | US6009-T |
| 19209288 | US5075 |
| 19210509 | US5072 |
| 21006933 | US5054 |
| 21007155 | US5054 |
| 21007225 | US5054 |
| 21007288 | US5054 |
| 21007655 | US5054 |
| 21015340 | US5054 |
| 22514839 | US5012 |
| 22519584 | US5014 |
| 230337 | US926 |
| 230609 | US926 |
| 230900 | US926 |
| 231462 | US1120 |
| 231886 | US1100 |
| 231933 | US926 |
| 23500133 | US5008 |
| 23500138 | US5062 |
| 2402 903 | US1053 |
| 24405895 | US6184 |
| 24409355 | US8925 |
| 24439798 | US5092 |
| 24467301 | US5092 |
| 24570464 | US5043 |
| 24571389 | US5043 |
| 24576952 | US5097 |
| 24577255 | US5076 |
| 25186130 | US8999 |
| 25188341 | US8984 |
| 25189098 | US8999 |
| 25191164 | US8999 |
| 25191167 | US8984 |
| 25192709 | US6662 |
| 25527536 | US1018 |
| 357261 | US895 |
| 358937 | US927 |
| 359913 | US1069 |
| 361053 | US1088 |
| 361054 | US1107 |
| 361055 | US1110 |
| 3633088 | US851 |
| 3634580 | US5010 |
| 3634838 | US5010 |
| 3856284 | US981 |
| 3861920 | US896 |
| 3876172 | US896 |
| 3876173 | US981 |
| 3877021 | US927 |
| 3929218 | US896 |
| 3929233 | US898 |
| 3932422 | US896 |
| 3937996 | US898 |
| 3957981 | US898 |
| 3957982 | US981 |
| 3960122 | US927 |
| 3986364 | US898 |
| 400269 | US926 |
| 404847 | US926 |
| 458486 | US981 |
| 4640058 | US8946 |
| 474028 | US1109 |
| 474029 | US1121 |
| 474055 | US5030 |
| 474056 | US1137 |
| 4864 566 | US8909 |
| 488377 | US975 |
| 52273124 | US5017 |

| | |
|----------|---------|
| 55352002 | US5079 |
| 55352570 | US5092 |
| 55561623 | US6662 |
| 55579016 | US6662 |
| 556283 | US1120 |
| 5740079 | US5008 |
| 6258119 | US896 |
| 6258551 | US984 |
| 7490004 | US5064 |
| 7490007 | US5072 |
| 88893906 | US5089 |
| 88893907 | US5090 |
| 88894005 | US5049 |
| 88894035 | US5086 |
| 88894036 | US5074 |
| 88894044 | US5062 |
| 88894290 | US64 |
| 88894290 | US64-T |
| 88894341 | US1121 |
| 88894344 | US5072 |
| 88972167 | US9376 |
| 88972819 | US9405 |
| 88973887 | US9376 |
| 88974712 | US9405 |
| 89017269 | US5033 |
| 89017311 | US5033 |
| 89017439 | US64 |
| 89017439 | US64-T |
| 89017456 | US5081 |
| 89017457 | US65N |
| 89017457 | US65N-T |
| 89017467 | US5072 |
| 89017583 | US6145 |
| 89017592 | US65 |
| 89017592 | US65-T |
| 89017593 | US65 |
| 89017593 | US65-T |
| 89017693 | US5089 |
| 89017748 | US5077 |
| 89017757 | US6020 |
| 89017771 | US5089 |
| 89017773 | US5090 |
| 89017900 | US5072 |
| 89018052 | US65N |
| 89018052 | US65N-T |
| 89018053 | US65 |
| 89018053 | US65-T |
| 89018165 | US6154 |
| 89018166 | US64 |
| 89018166 | US64-T |
| 89018214 | US5075 |
| 89060462 | US5075 |
| 89060479 | US6020 |
| 89060527 | US5077 |
| 90220568 | US5036 |
| 90325660 | US8917 |
| 90392900 | US5045 |
| 90392901 | US5057 |
| 90392902 | US5036 |
| 90392908 | US5017 |
| 90444079 | US8962 |
| 90444123 | US8942 |
| 90543277 | US5079 |
| 90543935 | US8933 |
| 91172178 | US5048 |
| 91173189 | US5058 |
| 91173496 | US5048 |
| 91174230 | US9374 |



WATER PUMP CROSS REFERENCE



GENERAL MOTORS (CONT.)

| | |
|----------|--------|
| 91174494 | US9342 |
| 91175666 | US5058 |
| 91176170 | US9385 |
| 91176915 | US5058 |
| 91177756 | US9342 |
| 9192797 | US8962 |
| 92064250 | US8925 |
| 92149009 | US8932 |
| 93170697 | US5079 |
| 93179383 | US8901 |
| 93231147 | US5017 |
| 93385844 | US8938 |
| 94013802 | US8917 |
| 94022627 | US1046 |
| 94105354 | US5021 |
| 94109591 | US5031 |
| 94118501 | US5027 |
| 94136076 | US5009 |
| 94202477 | US1127 |
| 94239153 | US5013 |
| 94239649 | US9132 |
| 94360200 | US9220 |
| 94391670 | US73 |
| 94840612 | US9057 |
| 94844775 | US9076 |
| 94847609 | US9057 |
| 94854103 | US9272 |
| 94856254 | US9271 |
| 94858649 | US9376 |
| 96054298 | US5029 |
| 96059659 | US5048 |
| 96062832 | US5048 |
| 96182871 | US8917 |
| 96351971 | US8917 |
| 96352649 | US8917 |
| 96352650 | US6046 |
| 96352652 | US8917 |
| 96416294 | US8984 |
| 96518977 | US8928 |
| 96872700 | US8917 |
| 96872702 | US6046 |
| 96990997 | US8917 |
| 97031472 | US9221 |
| 97216136 | US63 |
| 97372515 | US72 |
| 9772372 | US850 |
| 9784281 | US850 |
| 9788606 | US850 |
| 9793130 | US850 |
| 98031233 | US72 |
| 98098889 | US72 |

HONDA

| | |
|---------------|---------|
| 06194-RNA-305 | US6056 |
| 19110-634-375 | US9033 |
| 19110-634-375 | US9033N |
| 19110-634-405 | US9033 |
| 19110-634-405 | US9033N |
| 19110-657-335 | US9034 |
| 19110-657-405 | US9034 |
| 19110-671-335 | US9034 |
| 19110-673-335 | US9034 |
| 19110-689-335 | US9034 |
| 19110-689-405 | US9034 |
| 19200-5A2-A01 | US8103 |
| 19200-657-010 | US9034 |
| 19200-P01-004 | US9130 |
| 19200-P08-004 | US9250 |

| | |
|---------------|---------|
| 19200-P0A-003 | US9209 |
| 19200-P0G-A01 | US9097 |
| 19200-P10-A02 | US9130 |
| 19200-P13-003 | US9273 |
| 19200-P14-A01 | US9251 |
| 19200-P1R-003 | US9253 |
| 19200-P1R-003 | US9347 |
| 19200-P2A-A01 | US9352 |
| 19200-P30-003 | US9321 |
| 19200-P5A-004 | US9354 |
| 19200-P5G-004 | US9348 |
| 19200-P72-003 | US9289 |
| 19200-P72-013 | US9468 |
| 19200-P75-003 | US9349 |
| 19200-P8A-A01 | US9383 |
| 19200-P8A-A02 | US9383 |
| 19200-P8A-A03 | US9383 |
| 19200-PA6-030 | US9035 |
| 19200-PB2-010 | US9029 |
| 19200-PB2-405 | US9029 |
| 19200-PC1-000 | US9035 |
| 19200-PD2-660 | US9056 |
| 19200-PD6-000 | US9056 |
| 19200-PE0-010 | US9069 |
| 19200-PE0-415 | US9069 |
| 19200-PE0-515 | US9069 |
| 19200-PE8-405 | US9043N |
| 19200-PE8-600 | US9043N |
| 19200-PH1-000 | US9083 |
| 19200-PH7-003 | US9097 |
| 19200-PLM-A01 | US9419 |
| 19200-PNA-003 | US9434 |
| 19200-PNL-E01 | US9434 |
| 19200-PR4-013 | US9224 |
| 19200-PR7-305 | US9219 |
| 19200-PR7-A01 | US9219 |
| 19200-PR7-A02 | US9219 |
| 19200-PR7-A03 | US9219 |
| 19200-PRB-A01 | US6703 |
| 19200-PRB-A01 | US9495 |
| 19200-PV1-A01 | US9253 |
| 19200-PV3-003 | US9253 |
| 19200-PY3-010 | US9218 |
| 19200-PY3-A00 | US9288 |
| 19200-PZA-013 | US6216 |
| 19200-R40-A01 | US6233 |
| 19200-R70-A11 | US9470 |
| 19200-RAA-A01 | US9461 |
| 19200-RAD-003 | US9461 |
| 19200-RB0-003 | US6350 |
| 19200-RBB-013 | US9461 |
| 19200-RBC-013 | US9495 |
| 19200-RBJ-003 | US8983 |
| 19200-RCA-A01 | US9470 |
| 19200-RDM-A01 | US9470 |
| 19200-RDM-A02 | US9470 |
| 19200-RDV-J01 | US9470 |
| 19200-RFE-003 | US9461 |
| 19200-RME-A01 | US6018 |
| 19200-RMX-003 | US6216 |
| 19200-RNA-A01 | US6056 |
| 19200-RNA-A02 | US6056 |
| 19200-RWC-A01 | US6223 |
| 19200-RX0-A01 | US6213 |
| 19210-PC1-515 | US9035 |
| 19210-PCX-003 | US9403 |
| 19210-PD2-515 | US9056 |
| 19210-PD6-505 | US9056 |

| | |
|---------------|--------|
| 19210-PD6-515 | US9056 |
| 19210-PG6-305 | US9115 |
| 19210-PH1-515 | US9083 |
| 19210-PH3-305 | US9131 |
| 19210-PHM-010 | US9494 |
| 19210-PK2-305 | US9129 |
| 8-97081-623-0 | US9133 |
| 8-97125-975-0 | US9278 |
| 8-97167-554-0 | US9365 |

HYUNDAI

| | |
|--------------|--------|
| 25100-02500 | US8935 |
| 25100-02501 | US8935 |
| 25100-02502 | US8935 |
| 25100-02555 | US8935 |
| 25100-02577 | US8939 |
| 25100-02588 | US8939 |
| 25100-12500 | US8935 |
| 25100-12501 | US8935 |
| 25100-21000 | US7115 |
| 25100-22650 | US7115 |
| 25100-22900 | US9364 |
| 25100-23001 | US9353 |
| 25100-23002 | US9353 |
| 25100-23003 | US9353 |
| 25100-23010 | US9353 |
| 25100-23021 | US8972 |
| 25100-23022 | US8972 |
| 25100-23513 | US9353 |
| 25100-23522 | US8972 |
| 25100-23530 | US8972 |
| 25100-24030 | US7115 |
| 25100-25002 | US6220 |
| 25100-26900 | US9364 |
| 25100-26902 | US9364 |
| 25100-2B000 | US6247 |
| 25100-2B700 | US6247 |
| 25100-2E000 | US8106 |
| 25100-2E020 | US8106 |
| 25100-2G000 | US6220 |
| 25100-2G100 | US6220 |
| 25100-2G200 | US6220 |
| 25100-2G400 | US6220 |
| 25100-2G500 | US8982 |
| 25100-2G510 | US8982 |
| 25100-2G600 | US6220 |
| 25100-2G650 | US6220 |
| 25100-32515 | US7118 |
| 25100-33012 | US7131 |
| 25100-33132 | US9212 |
| 25100-35050 | US7121 |
| 25100-37202 | US9462 |
| 25100-38200 | US9399 |
| 25100-39010 | US9463 |
| 25100-39012 | US9463 |
| 25100-3C100 | US6048 |
| 25100-3C120 | US6048 |
| 25100-3C130 | US6048 |
| 25100-3C131 | US6048 |
| 25100-3E001 | US6215 |
| 25100-41000 | US8957 |
| 25100-42540 | US8922 |
| 25110-25002 | US6220 |
| 25110-2G000 | US6220 |
| 25110-2G400 | US6220 |
| 25110-2G500 | US8982 |
| 25110-2G510 | US6220 |
| OVN01-15-100 | US8964 |

| ISUZU | |
|---------------|--------|
| 5-86202-375-0 | US9209 |
| 8-10120-943-0 | US5035 |
| 8-12462-265-0 | US5032 |
| 8-12482-690-0 | US5035 |
| 8-12532-528-0 | US5077 |
| 8-12620-226-0 | US5097 |
| 8-24576-952-0 | US5097 |
| 8-87018-560-0 | US8901 |
| 8-88894-290-0 | US5087 |
| 8-88894-290-0 | US64 |
| 8-88894-290-0 | US64-T |
| 8-89017-439-0 | US5087 |
| 8-89017-439-0 | US64 |
| 8-89017-439-0 | US64-T |
| 8-89018-166-0 | US5087 |
| 8-89018-166-0 | US64 |
| 8-89018-166-0 | US64-T |
| 8-89060-527-0 | US5077 |
| 8-90466-343-0 | US9375 |
| 8-92064-250-0 | US9375 |
| 8-92065-969-0 | US9375 |
| 8-93284-724-0 | US9375 |
| 8-94109-591-1 | US5031 |
| 8-94118-501-0 | US5027 |
| 8-94120-768-1 | US9132 |
| 8-94131-330-1 | US9106 |
| 8-94140-341-2 | US8901 |
| 8-94146-326-0 | US9105 |
| 8-94146-326-1 | US9105 |
| 8-94174-226-2 | US9133 |
| 8-94202-477-1 | US1127 |
| 8-94224-894-0 | US1127 |
| 8-94239-649-0 | US9132 |
| 8-94240-378-0 | US5009 |
| 8-94310-251-0 | US8901 |
| 8-94332-636-0 | US9134 |
| 8-94332-637-1 | US9105 |
| 8-94332-638-2 | US9133 |
| 8-94376-837-0 | US9132 |
| 8-94376-845-0 | US9106 |
| 8-94376-846-0 | US9105 |
| 8-94376-847-0 | US9133 |
| 8-94376-859-1 | US9132 |
| 8-94376-866-0 | US5031 |
| 8-94376-868-0 | US9160 |
| 8-94391-670-5 | US73 |
| 8-94437-048-1 | US9160 |
| 8-97010-200-0 | US5009 |
| 8-97010-201-0 | US5027 |
| 8-97012-298-0 | US1127 |
| 8-97021-773-0 | US9105 |
| 8-97021-774-0 | US9133 |
| 8-97031-472-0 | US9221 |
| 8-97031-473-0 | US9220 |
| 8-97061-280-0 | US9278 |
| 8-97073-951-0 | US8969 |
| 8-97081-623-0 | US9133 |
| 8-97081-623-1 | US9133 |
| 8-97081-624-0 | US9105 |
| 8-97081-624-1 | US9105 |
| 8-97109-676-0 | US8969 |
| 8-97125-975-0 | US9278 |
| 8-97167-554-0 | US9365 |
| 8-97180326 | US8953 |
| 8-97602-776-0 | US73 |
| JAGUAR | |
| AJ811935 | US4118 |

| | |
|-----------|--------|
| AJ813157 | US4118 |
| AJ84817 | US4129 |
| AJ88417 | US4124 |
| AJ88912 | US4124 |
| C2C32677 | US4129 |
| C2C38862 | US4129 |
| C2S26232 | US4118 |
| C2S43292 | US6657 |
| C38405 | US9165 |
| EAC3033 | US9165 |
| EAC7242 | US9163 |
| EAC9213 | US9163 |
| EBC10566 | US9356 |
| EBC10967 | US9356 |
| EBC4437 | US9163 |
| EBC8550 | US9163 |
| JLM10648 | US9165 |
| JLM10819 | US9165 |
| JLM206 | US9164 |
| JLM361 | US9165 |
| JLM398 | US9211 |
| JLM9696 | US9211 |
| JLM9697 | US9165 |
| JLM9699 | US9164 |
| NBB2200DA | US9280 |
| XR813290 | US4118 |

| JOHN DEERE | |
|-------------------|--------|
| RE500734 | US5980 |
| RE500737 | US5980 |
| RE505980 | US5980 |
| RE505981 | US5980 |
| RE509813 | US6918 |
| RE546918 | US6918 |

| KIA | |
|---------------|--------|
| 0FE1H-15-010H | US4053 |
| 0K247-15-010A | US9393 |
| 0K247-15-010B | US9393 |
| 0K24A-15-010 | US9305 |
| 0K30E-15-010 | US9473 |
| 0K930-15-010A | US4049 |
| 21355-3C510 | US6048 |
| 25100-23021 | US8972 |
| 25100-23022 | US8972 |
| 25100-25002 | US6220 |
| 25100-26902 | US9364 |
| 25100-2B000 | US6247 |
| 25100-2B700 | US6247 |
| 25100-2X401 | US9473 |
| 25100-2Y000 | US9393 |
| 25100-2Y010 | US9393 |
| 25100-2Y011 | US9393 |
| 25100-37102 | US9462 |
| 25100-37201 | US9462 |
| 25100-37202 | US9462 |
| 25100-38002 | US9399 |
| 25100-38200 | US9399 |
| 25100-38200 | US9477 |
| 25100-39010 | US9463 |
| 25100-39012 | US9463 |
| 25100-39800 | US9448 |
| 25100-39802 | US9448 |
| 25100-3C100 | US6048 |
| 25100-3C120 | US6048 |
| 25100-3C121 | US6048 |
| 25100-3C130 | US6048 |
| 25100-3C131 | US6048 |
| 25100-3E000 | US9462 |

| | |
|--------------|--------|
| 25100-3E001 | US6215 |
| 25100-3X000 | US9450 |
| OK65A-15-100 | US8961 |
| OVN01-15-100 | US8964 |

| LAND ROVER | |
|-------------------|--------|
| 138 6525 | US6251 |
| 457 5902 | US4124 |
| PEB 102240L | US9496 |
| RTC 6339 | US9368 |
| ST 1693 | US9369 |
| ST 4378 | US9369 |
| STC 1693 | US9369 |
| STC 4378 | US9369 |
| STC 483 | US9368 |

| MAZDA | |
|--------------|--------|
| 0305-15-010D | US9300 |
| 0305-15-010E | US9300 |
| 0305-99-151 | US9300 |
| 0324-15-010D | US9020 |
| 0324-15-010E | US9020 |
| 0381-15-010A | US1042 |
| 0381-15-010B | US1042 |
| 0381-99-151 | US1042 |
| 0381-99-151A | US1042 |
| 0459-15-010 | US9295 |
| 0459-99-151 | US9295 |
| 1757-23-925B | US9053 |
| 1757-99-151 | US9053 |
| 1F00-15-010 | US4093 |
| 1F20-15-010 | US4126 |
| 1F22-15-010 | US4108 |
| 1F70-15-010 | US4126 |
| 1F82-15-010 | US4108 |
| 3648-15-130B | US9053 |
| 8872-15-0101 | US9053 |
| 8872-15-010B | US9053 |
| 8872-15-010D | US9053 |
| 8A81-15-010 | US9050 |
| 8AB4-15-010A | US4049 |
| 8AB5-15-010A | US4068 |
| 8AB7-15-010 | US4049 |
| 8AB8-15-010 | US4068 |
| 8ABB-15-010A | US9305 |
| 8ABC-15-010 | US9371 |
| 8ABE-15-010 | US9371 |
| 8ABT-15-010A | US9050 |
| 8AD2-15-010A | US4049 |
| 8AF2-15-010B | US9102 |
| 8AF2-15-010C | US9102 |
| 8AF3-15-010A | US9102 |
| 8AF3-15-010B | US9102 |
| 8AF4-15-010B | US9102 |
| 8AFB-15-010A | US9208 |
| 8AFC-15-010A | US9208 |
| 8AFC-15-010B | US9208 |
| 8AFD-15-010 | US9208 |
| 8AG6-15-010 | US9067 |
| 8AG6-15-010A | US9067 |
| 8AG7-15-010 | US9060 |
| 8AG7-15-010A | US9060 |
| 8AG9-15-010 | US4078 |
| 8AH3-15-010A | US9166 |
| 8AH3-15-010B | US9166 |
| 8AH6-15-010 | US9225 |
| 8AH6-15-010B | US9225 |
| 8AH7-15-010A | US9260 |
| 8AL1-15-010A | US9167 |
| 8AL1-15-010C | US9167 |

MAZDA (CONT.)

| | |
|----------------|--------|
| 8AL4-15-010 | US9394 |
| 8AL4-15-010A | US9394 |
| 8ALA-15-100 | US8923 |
| 8ALA-15-100A | US8923 |
| 8AS4-15-010A | US9020 |
| 8AU1-15-010 | US9051 |
| 8BU1-15-010 | US7120 |
| 8BU1-15-010RMO | US7120 |
| AJ03-15-010B | US4091 |
| AJ03-15-010F | US4132 |
| AJ03-15-010G | US4132 |
| AJ57-15-010 | US9489 |
| AJ57-15-010A | US9489 |
| AJ57-15-010B | US9489 |
| AJTM-15-010 | US9489 |
| AJY1-15-010 | US4091 |
| B630-15-010RMD | US4049 |
| B660-15-010RME | US4068 |
| B6BF-15-010F | US9305 |
| B6BF-15-010RMF | US9305 |
| CY02-15-010 | US6023 |
| CY02-15-010A | US6023 |
| CY02-15-010C | US6023 |
| CY02-15-010D | US6023 |
| E301-15-010 | US9050 |
| E301-15-010A | US9050 |
| E301-15-010B | US9050 |
| E301-15-010C | US9050 |
| F801-15-010C | US9060 |
| F801-15-010D | US9060 |
| FE79-15-010B | US9060 |
| FE79-15-010C | US9060 |
| FE79-15-010E | US9111 |
| FE79-15-010RMJ | US9060 |
| FEMJ-15-100RMO | US4053 |
| FP01-15-010F | US4078 |
| FS01-15-010F | US4078 |
| FS01-15-010RMF | US4078 |
| GY01-15-010B | US4091 |
| JE96-15-010B | US9394 |
| JE96-15-010RM | US9394 |
| JE96-15-010RMB | US9166 |
| JF03-15-010RME | US9166 |
| KJ01-15-010H | US9328 |
| KL01-15-010RMB | US9328 |
| KL47-15-010C | US9318 |
| KL47-15-010RMC | US9318 |
| L327-15-100 | US4126 |
| L327-15-100A | US4126 |
| L3G2-15-100 | US4126 |
| L3G2-15-100A | US4126 |
| LF01-15-100 | US4126 |
| LF52-15-100 | US4126 |
| LF52-15-100A | US4126 |
| LF94-15-100 | US6219 |
| LF94-15-100A | US6219 |
| N232-99-153A | US9053 |
| N232-99-153B | US9053 |
| N304-15-010C | US9053 |
| N3A1-15-010D | US9266 |
| N3A2-15-010D | US9266 |
| N3C1-15-010 | US9266 |
| N3C1-15-010D | US9266 |
| N3C2-15-010 | US9266 |
| N3C2-15-010D | US9266 |
| N3H1-15-100B | US6156 |
| N3H81-15-100A | US6156 |

| | |
|--------------|--------|
| RF01-99-154 | US9067 |
| RF01-99-154A | US9067 |
| S213-15-010B | US9051 |
| S213-15-010C | US9051 |
| YF09-15-100 | US4115 |
| ZJ01-15-010B | US6295 |
| ZJ01-15-010C | US6295 |
| ZL01-15-010 | US9305 |
| ZL01-15-010A | US9305 |
| ZZC4-15-010 | US6250 |
| ZZJ1-15-010 | US6023 |
| ZZL0-15-010A | US4060 |
| ZZM0-15-010 | US4054 |
| ZZM3-15-010 | US4093 |
| ZZM5-15-010 | US4060 |
| ZZM5-15-010A | US4060 |
| ZZM7-15-010 | US4095 |
| ZZMA-15-010 | US4039 |
| ZZR1-15-010 | US4095 |
| ZZR1-15-010A | US4095 |
| ZZR1-15-010B | US4095 |

MERCEDES-BENZ

| | |
|---------------|---------|
| 000 500 03 86 | US11015 |
| 102 200 42 01 | US9173 |
| 102 200 62 01 | US9175 |
| 103 200 37 01 | US9202 |
| 104 200 31 01 | US9222 |
| 104 200 32 01 | US9312 |
| 104 200 33 01 | US9313 |
| 104 200 44 01 | US9311 |
| 104 200 47 01 | US9345 |
| 104 200 48 01 | US9343 |
| 104 200 49 01 | US9344 |
| 104 200 54 01 | US9344 |
| 104 200 57 01 | US9344 |
| 104 200 58 01 | US9351 |
| 110 200 02 20 | US9299 |
| 110 200 17 20 | US9172 |
| 110 200 20 20 | US9299 |
| 111 200 04 01 | US9314 |
| 111 200 23 01 | US9440 |
| 111 200 40 01 | US9314 |
| 111 200 42 01 | US6229 |
| 112 200 14 01 | US9380 |
| 112 200 15 01 | US9379 |
| 115 200 1220 | US9178 |
| 115 200 1620 | US9178 |
| 116 200 17 01 | US9231 |
| 117 200 33 01 | US9230 |
| 117 200 38 01 | US9176 |
| 119 200 15 01 | US9315 |
| 119 200 21 01 | US9346 |
| 120 200 11 01 | US9277 |
| 211 835 02 64 | US11009 |
| 271 200 02 01 | US6030 |
| 272 200 04 01 | US6075 |
| 272 200 04 91 | US6075 |
| 272 200 09 01 | US6142 |
| 273 200 02 01 | US6235 |
| 275 200 01 01 | US6273 |
| 601 200 09 20 | US9195 |
| 602 200 04 20 | US9228 |
| 605 200 08 20 | US9228 |
| 611 200 05 01 | US6008 |
| 611 200 11 01 | US6008 |
| 611 220 01 10 | US6008 |
| 613 200 09 01 | US6152 |
| 617 200 06 20 | US9370 |

| | |
|----------------|---------|
| 642 200 07 01 | US6155 |
| 642 200 10 01 | US6349 |
| 642 200 13 01 | US6155 |
| 642 200 17 01 | US6155 |
| 647 200 01 01 | US6007 |
| A211 835 02 64 | US11009 |
| A611 200 11 01 | US6008 |
| A642 200 13 01 | US6007 |

MG

| | |
|--------|--------|
| GWP130 | US9082 |
|--------|--------|

MITSUBISHI

| | |
|----------|--------|
| 1300A011 | US7152 |
| 1300A012 | US9460 |
| 1300A055 | US6240 |
| 1300A065 | US6159 |
| 1300A066 | US6149 |
| 1300A067 | US6159 |
| 1300A069 | US6228 |
| 1300A082 | US6038 |
| 1300A083 | US6038 |
| M345611 | US8914 |
| M855991 | US8914 |
| ME015030 | US8957 |
| ME015040 | US8957 |
| ME015045 | US8957 |
| ME015050 | US8957 |
| ME015217 | US8965 |
| ME200411 | US8902 |
| ME995424 | US8965 |
| ME996789 | US8902 |
| ME996868 | US8965 |

NISSAN

| | |
|-------------|--------|
| 21010-00QAA | US8927 |
| 21010-01M25 | US9041 |
| 21010-02P26 | US9058 |
| 21010-02P27 | US9058 |
| 21010-02P85 | US9058 |
| 21010-03J25 | US8941 |
| 21010-06EY6 | US9116 |
| 21010-09W25 | US9198 |
| 21010-0M302 | US9214 |
| 21010-0W002 | US9338 |
| 21010-0W003 | US9338 |
| 21010-0W025 | US9338 |
| 21010-0W027 | US9338 |
| 21010-12G26 | US9104 |
| 21010-12G28 | US9104 |
| 21010-13200 | US9179 |
| 21010-13201 | US9179 |
| 21010-13202 | US9179 |
| 21010-13205 | US9179 |
| 21010-13206 | US9179 |
| 21010-13225 | US9179 |
| 21010-13226 | US9179 |
| 21010-16A85 | US9044 |
| 21010-16AY5 | US9044 |
| 21010-17C28 | US9110 |
| 21010-17S27 | US9011 |
| 21010-17SY7 | US9011 |
| 21010-1E400 | US9270 |
| 21010-1E401 | US9270 |
| 21010-1E403 | US9270 |
| 21010-1E4Y0 | US9270 |
| 21010-21028 | US9009 |
| 21010-21089 | US9009 |
| 21010-22P25 | US9201 |
| 21010-23028 | US9008 |

| NISSAN (CONT.) | |
|-----------------------|--------|
| 21010-30R05 | US9162 |
| 21010-30R06 | US9162 |
| 21010-31U25 | US9309 |
| 21010-31U26 | US9309 |
| 21010-31U27 | US9309 |
| 21010-31U28 | US9309 |
| 21010-31U29 | US9309 |
| 21010-31U85 | US9309 |
| 21010-31W26 | US9198 |
| 21010-3RC1A | US8104 |
| 21010-3TA0B | US8105 |
| 21010-40F25 | US9206 |
| 21010-4S10A | US9338 |
| 21010-4S125 | US9338 |
| 21010-4S126 | US9338 |
| 21010-50A25 | US9041 |
| 21010-50A27 | US9041 |
| 21010-50A89 | US9284 |
| 21010-50A94 | US9041 |
| 21010-50AY8 | US9041 |
| 21010-53J05 | US9213 |
| 21010-53Y01 | US9214 |
| 21010-54A15 | US8958 |
| 21010-54A26 | US8958 |
| 21010-54A27 | US8958 |
| 21010-60U26 | US9239 |
| 21010-60UY6 | US9041 |
| 21010-6N226 | US9427 |
| 21010-77A00 | US9207 |
| 21010-77AY0 | US9207 |
| 21010-7B000 | US9402 |
| 21010-7S000 | US9488 |
| 21010-7Y00A | US9426 |
| 21010-7Y025 | US9426 |
| 21010-7Y026 | US9426 |
| 21010-80G85 | US8930 |
| 21010-80W26 | US9031 |
| 21010-80W89 | US9031 |
| 21010-82W25 | US9031 |
| 21010-86G00 | US9206 |
| 21010-86G25 | US9206 |
| 21010-88R00 | US9214 |
| 21010-88R10 | US9214 |
| 21010-8J000 | US9427 |
| 21010-97E00 | US9252 |
| 21010-AL525 | US9426 |
| 21010-AL526 | US9426 |
| 21010-AL527 | US9426 |
| 21010-AL528 | US9426 |
| 21010-AR025 | US6287 |
| 21010-AR725 | US6227 |
| 21010-B17G2 | US9284 |
| 21010-BX000 | US8967 |
| 21010-D0126 | US9114 |
| 21010-EA010 | US6242 |
| 21010-EB300 | US8998 |
| 21010-EB30A | US8998 |
| 21010-ET025 | US6218 |
| 21010-F4300 | US9214 |
| 21010-F4400 | US9270 |
| 21010-F4600 | US9416 |
| 21010-F460A | US9416 |
| 21010-F461A | US9427 |
| 21010-F462A | US9427 |
| 21010-G3925 | US9031 |
| 21010-G3926 | US9031 |
| 21010-G3928 | US9031 |

| 21010-H7227 | US9026 |
|----------------|---------|
| 21010-JA10A | US6198 |
| 21010-JK00A | US9426 |
| 21010-JK00C | US6198 |
| 21010-M6626 | US9010 |
| 21010-M66Y6 | US9010 |
| 21010-N5829 | US9031 |
| 21010-N5885 | US9031 |
| 21010-N8527 | US9008 |
| 21010-OF002 | US8930 |
| 21010-P7586 | US9011 |
| 21010-P7589 | US9011 |
| 21010-U6727 | US9008 |
| 21010-V5528 | US9063 |
| 92516-EA50B | US11005 |
| B1010-0P529 | US9268 |
| B1010-0W00J | US9338 |
| B1010-16E03 | US9074 |
| B1010-1GZ0A | US6218 |
| B1010-1P128 | US9388 |
| B1010-22P27 | US9201 |
| B1010-40F27 | US9206 |
| B1010-67U28 | US9304 |
| B1010-AL50B | US9426 |
| B1010-ED00A | US6687 |
| B1010-EN20B | US6218 |
| B1010-ET00A | US6218 |
| B1010-F461B | US9427 |
| B1010-JK00A | US6198 |
| B1010-JK00C | US6198 |
| B1010-JK20A | US9426 |
| BA010-06E26 | US9116 |
| BA010-54A26 | US8958 |
| BA010-54A27 | US8958 |
| BA010-80W89 | US9031 |
| BA010-D0126 | US9114 |
| BA010-H7289 | US9026 |
| BA010-M6626 | US9010 |
| BA010-N8527 | US9008 |
| BA010-V5589 | US9063 |
| PEUGEOT | |
| 1201-31 | US9193 |
| 1201-47 | US8936 |
| 1201-58 | US8911 |
| 1201-A2 | US8937 |
| 1201-E3 | US8936 |
| 1201-E4 | US8911 |
| 1201-E5 | US8937 |
| 1201-E6 | US8911 |
| 1202-82 | US9193 |
| 1202-97 | US9193 |
| 1207-18 | US8936 |
| 1207-23 | US8936 |
| 1207-25 | US8911 |
| PORSCHE | |
| 060 121 010 X | US9177 |
| 060 121 011 | US9177 |
| 928 106 015 11 | US9242 |
| 928 106 015 20 | US9241 |
| 928 106 015 22 | US9242 |
| 944 106 003 00 | US9265 |
| 944 106 021 09 | US9245 |
| 944 106 021 13 | US9245 |
| 944 106 021 22 | US9245 |
| 944 106 021 24 | US9243 |
| 951 106 021 01 | US9245 |
| 951 106 021 08 | US9245 |

| 951 106 021 10 | US9245 |
|-----------------|----------|
| 955 106 011 00 | US9471 |
| 996 106 011 53 | US9475 |
| 996 106 011 55 | US9475 |
| 997 101 011 02 | US9475 |
| 997 106 011 02 | US9475 |
| 997 106 011 05 | US9475 |
| 997 106 011 06 | US9475 |
| 997 106 011 70 | US9475 |
| 997 106 011 71 | US9475 |
| RENAULT | |
| 7701 452 781 | US9487 |
| 7701 452155 | US9282 |
| 7701 457 670 | US9301 |
| 7701 457 771 | US9487 |
| 7701 457416 | US9282 |
| 7701 460055 | US3407 |
| 7701 461 173 | US9487 |
| 7701 461239 | US3407 |
| 7701 462 809 | US8914 |
| 7701 462085 | US3406 |
| 7701 463 111 | US8914 |
| 7701 463 397 | US8914 |
| 7701 463182 | US3410 |
| 7701 479043 | US8921 |
| 7701 502962 | US9282 |
| 7701 505 397 | US9301 |
| 7702 001510 | US9282 |
| 7702 452 782 | US9487 |
| 8982 775051 | US3405 |
| 8982 775055 | US3408 |
| SAAB | |
| 12 56 6029 | US8932 |
| 12 60 0767 | US6009 |
| 12 60 0767 | US6009-T |
| 12 62 0226 | US5097 |
| 12 63 0084 | US5092 |
| 24 57 6952 | US5097 |
| 32 00 5905 | US9223 |
| 32 00 5906 | US9215 |
| 32 01 0616 | US9223 |
| 59 58 061 | US5079 |
| 59 60 414 | US9307 |
| 75 07 460 | US9108 |
| 83 46 546 | US9158 |
| 83 58 491 | US9159 |
| 83 67 674 | US9157 |
| 88 17 900 | US9108 |
| 88 21 944 | US5079 |
| 88 22 710 | US9307 |
| 88 22 793 | US9307 |
| 89 01 8166 | US64 |
| 89 01 8166 | US64-T |
| 92 14 9009 | US8932 |
| 93 16 6829 | US9307 |
| 93 17 8602 | US5092 |
| 93 18 1118 | US5092 |
| 93 19 5308 | US5092 |
| 93 21 670 | US9107 |
| 93 21 688 | US9264 |
| STERLING | |
| 26526500010 | US9097 |
| SUBARU | |
| 21110 AA016 | US9161 |
| 21110 AA017 | US9161 |
| 21110 AA025 | US9080 |
| 21110 AA026 | US9080 |

SUBARU (CONT.)

| | |
|-------------|--------|
| 21110 AA040 | US9014 |
| 21110 AA050 | US9025 |
| 21110 AA060 | US9025 |
| 21110 AA070 | US9093 |
| 21110 AA110 | US9109 |
| 21110 AA360 | US9421 |
| 21110 AA510 | US6692 |
| 21110 AA690 | US9384 |
| 21110-AA000 | US8903 |
| 21110-AA001 | US8903 |
| 21110-AA002 | US8903 |
| 21110-AA003 | US8903 |
| 21111 AA007 | US9223 |
| 21111 AA026 | US9215 |
| 21111 AA033 | US9254 |
| 21111 AA065 | US9255 |
| 21111 AA110 | US9223 |
| 21111 AA230 | US9472 |
| 21111 AA240 | US9215 |
| 21111 AA250 | US9215 |
| 21111 AA280 | US6049 |
| 21111 AA290 | US6160 |
| 21111 AA320 | US6049 |
| 21111 AA380 | US9472 |
| 21114 AA051 | US6160 |
| 21118 KA000 | US9486 |
| 21135 KA000 | US9486 |

SUZUKI

| | |
|-------------|--------|
| 17400-60812 | US5048 |
| 17400-60813 | US5048 |
| 17400-60815 | US5048 |
| 17400-60D01 | US8928 |
| 17400-61820 | US9374 |
| 17400-66810 | US9385 |
| 17400-66811 | US9385 |
| 17400-70B00 | US8928 |
| 17400-70D00 | US8929 |
| 17400-71811 | US8929 |
| 17400-73001 | US9227 |
| 17400-73002 | US9227 |
| 17400-73003 | US9227 |
| 17400-73012 | US9227 |
| 17400-73013 | US9227 |
| 17400-73810 | US9227 |
| 17400-73811 | US9227 |
| 17400-73812 | US9227 |
| 17400-73820 | US9232 |
| 17400-77810 | US9342 |
| 17400-77812 | US9342 |
| 17400-77813 | US9342 |
| 17400-77815 | US9342 |
| 17400-77816 | US9342 |
| 17400-78820 | US9232 |
| 17400-78821 | US9232 |
| 17400-78890 | US9342 |
| 17400-78891 | US6292 |
| 17400-78892 | US9342 |
| 17400-78J00 | US8932 |
| 17400-82824 | US5058 |
| 17400-82850 | US5058 |
| 17400-82851 | US5058 |
| 17400-82Z00 | US9426 |
| 17400-83811 | US5029 |
| 17400-83815 | US5029 |
| 17400-85830 | US9385 |
| 17400-85831 | US9385 |
| 17400-85Z00 | US8925 |

| | |
|-------------|--------|
| 17400-85Z01 | US9342 |
| 17400-85Z02 | US8925 |
| 17400-86Z00 | US6241 |
| 17400-86Z03 | US6241 |
| 17401-78812 | US8932 |

TOYOTA

| | |
|----------------|--------|
| 16100-09170 | US9376 |
| 16100-09200 | US9257 |
| 16100-09201 | US9257 |
| 16100-09440 | US6047 |
| 16100-09441 | US6047 |
| 16100-09470 | US6037 |
| 16100-09471 | US6037 |
| 16100-09490 | US6197 |
| 16100-09491 | US6197 |
| 16100-09515 | US6252 |
| 16100-09525 | US6336 |
| 16100-09560 | US6232 |
| 16100-0H010 | US9414 |
| 16100-0H040 | US8970 |
| 16100-0H050 | US8970 |
| 16100-19016 | US9015 |
| 16100-19017-77 | US9015 |
| 16100-19025 | US9028 |
| 16100-19027 | US9045 |
| 16100-19028-77 | US9045 |
| 16100-19056 | US9064 |
| 16100-19066 | US9086 |
| 16100-19066-84 | US9086 |
| 16100-19166 | US9064 |
| 16100-19235 | US8950 |
| 16100-25012 | US9012 |
| 16100-25012-84 | US9012 |
| 16100-26022 | US9018 |
| 16100-26022-84 | US9018 |
| 16100-26023 | US9018 |
| 16100-28020 | US9018 |
| 16100-28020-77 | US9018 |
| 16100-28041 | US9414 |
| 16100-29026 | US1006 |
| 16100-29047 | US9021 |
| 16100-29048 | US9021 |
| 16100-29055 | US1006 |
| 16100-29085 | US9306 |
| 16100-29145 | US9405 |
| 16100-29146 | US9405 |
| 16100-29156 | US9406 |
| 16100-29156-83 | US9406 |
| 16100-29157 | US9406 |
| 16100-29157-83 | US9406 |
| 16100-29415-83 | US9405 |
| 16100-39316 | US9017 |
| 16100-39317 | US9017 |
| 16100-39317-77 | US9017 |
| 16100-39346-83 | US9141 |
| 16100-39435 | US6143 |
| 16100-39436 | US6143 |
| 16100-39456 | US6047 |
| 16100-39465 | US6232 |
| 16100-39466 | US6232 |
| 16100-39466 | US6351 |
| 16100-39495 | US6197 |
| 16100-39496 | US6197 |
| 16100-39505 | US6338 |
| 16100-39506 | US6338 |
| 16100-39515 | US6252 |
| 16100-39545 | US6599 |
| 16100-39555 | US6336 |

| | |
|----------------|---------|
| 16100-49095 | US9181 |
| 16100-49415 | US9296 |
| 16100-49416 | US9296 |
| 16100-49425 | US9296 |
| 16100-49655 | US9040N |
| 16100-49656-77 | US9040N |
| 16100-49776 | US9100 |
| 16100-49805-83 | US9100 |
| 16100-49837-83 | US9256 |
| 16100-50023-83 | US9257 |
| 16100-59127 | US9094 |
| 16100-59129 | US9094 |
| 16100-59137 | US9200 |
| 16100-59139 | US9200 |
| 16100-59155 | US8904 |
| 16100-59255 | US8904 |
| 16100-59275-83 | US9257 |
| 16100-59276 | US9257 |
| 16100-59276 | US9476 |
| 16100-60080 | US9078 |
| 16100-61012 | US9189 |
| 16100-61041 | US9189 |
| 16100-61070 | US9493 |
| 16100-61080 | US9493 |
| 16100-61130 | US9189 |
| 16100-64H05 | US9059 |
| 16100-69085 | US9059 |
| 16100-69255 | US9155 |
| 16100-69275 | US9059 |
| 16100-69325 | US9269 |
| 16100-69385 | US9320 |
| 16100-69398-83 | US9324 |
| 16100-69455-83 | US9258 |
| 16100-69465-83 | US9142 |
| 16100-69475-83 | US9145 |
| 16100-69485-83 | US9291 |
| 16100-69495-83 | US9291 |
| 16100-69535 | US9325 |
| 16100-79036 | US9092 |
| 16100-79036-77 | US9092 |
| 16100-79165-83 | US9216 |
| 16100-79445-83 | US9293 |
| 16110-15020 | US9046 |
| 16110-15085 | US9046 |
| 16110-16020-84 | US9076 |
| 16110-19025 | US9045 |
| 16110-19026 | US9045 |
| 16110-19036 | US9046 |
| 16110-19036-84 | US9046 |
| 16110-19046 | US9057 |
| 16110-19047-77 | US9057 |
| 16110-19065-84 | US9098 |
| 16110-19076 | US9057 |
| 16110-19086 | US9057 |
| 16110-19106 | US9334 |
| 16110-19107 | US9367 |
| 16110-19115 | US9076 |
| 16110-19146 | US9271 |
| 16110-19155 | US9075 |
| 16110-19176 | US9272 |
| 16110-19185 | US9272 |
| 16110-19205 | US9271 |
| 16110-26020 | US9016 |
| 16110-26020-84 | US9016 |
| 16110-26021 | US9018 |
| 16110-26021-84 | US9018 |
| 16110-28010 | US9018 |
| 16110-28010-77 | US9018 |
| 16110-38020 | US9005 |

TOYOTA (CONT.)

| | |
|----------------|---------|
| 16110-38022 | US9027 |
| 16110-38022-77 | US9027 |
| 16110-45070 | US9180 |
| 16110-49025 | US9170 |
| 16110-49026-77 | US9170 |
| 16110-49045 | US9039 |
| 16110-49086-77 | US9039 |
| 16110-49097 | US9292 |
| 16110-49115 | US9256 |
| 16110-49116 | US9256 |
| 16110-49125 | US9292 |
| 16110-49126 | US9292 |
| 16110-49156 | US9395 |
| 16110-61081 | US9337 |
| 16110-61081-77 | US9337 |
| 16110-61180 | US9155 |
| 16110-69035 | US9048 |
| 16110-69036-77 | US9048 |
| 16110-79026-83 | US9099 |
| 16110-79095 | US9087 |
| 16110-79095 | US9140 |
| 16110-79115 | US9140 |
| 16120-41060 | US9180 |
| 16120-42011 | US9180 |
| 161A0-29015 | US6682 |
| 161A0-39015 | US6682 |
| 16290-21011 | US11013 |
| 87200-33010 | US11012 |
| 87200-47030 | US11011 |

VOLKSWAGEN / AUDI

| | |
|----------------|--------|
| 021 121 004 | US9262 |
| 021 121 004 A | US9262 |
| 021 121 004 AX | US9262 |
| 021 121 004 X | US9262 |
| 022 121 011 | US9471 |
| 022 121 011 A | US6221 |
| 022 121 011 V | US9471 |
| 022 121 011 X | US9471 |
| 025 121 010 AX | US9061 |
| 025 121 010 CX | US9150 |
| 026 121 005 C | US9065 |
| 026 121 005 G | US9065 |
| 026 121 005 H | US9065 |
| 026 121 005 JX | US9065 |
| 026 121 005 L | US9401 |
| 026 121 010 DX | US9066 |
| 028 121 004 | US9335 |
| 028 121 004 V | US9335 |
| 028 121 004 X | US9335 |
| 030 121 005 N | US8949 |
| 030 121 005 NV | US8949 |
| 030 121 005 NX | US8949 |
| 030 121 008 D | US8949 |
| 030 121 008 DX | US8949 |
| 030 131 005 T | US8949 |
| 034 121 004 | US9171 |
| 034 121 004 X | US9171 |
| 035 121 004 A | US9052 |
| 035 121 004 AX | US9052 |
| 035 121 005 C | US9019 |
| 037 121 005 B | US9065 |
| 037 121 005 C | US9065 |
| 037 121 010 C | US9065 |
| 037 121 010 CX | US9065 |
| 038 121 011 A | US9378 |
| 038 121 011 AX | US9378 |
| 038 121 011 G | US6034 |

| | |
|----------------|----------|
| 038 121 011 GX | US6034 |
| 038 121 011 J | US9378 |
| 038 121 011 JX | US9378 |
| 03C 121 008 J | US8109 |
| 03L 121 011 B | US6034 |
| 03L 121 011 BX | US6034 |
| 03L 121 011 G | US6034 |
| 03L 121 011 GX | US6034 |
| 03L 121 011 P | US8108 |
| 045 121 011 F | US6212 |
| 045 121 011 H | US6212 |
| 04E 121 600 P | US8952 |
| 050 121 010 CX | US9401 |
| 054 121 004 A | US9279 |
| 054 121 004 AX | US9279 |
| 059 121 011 F | US9004 |
| 068 121 005 A | US9065 |
| 068 121 005 B | US9066 |
| 068 121 005 C | US9066 |
| 069 121 005 D | US9071 |
| 06A 121 011 F | US9377 |
| 06A 121 011 L | US9377 |
| 06A 121 011 LX | US9377 |
| 06A 121 011 T | US9377 |
| 06A 121 011 TX | US9377 |
| 06A 121 012 | US9377 |
| 06A 121 012 E | US9377 |
| 06A 121 012 G | US9377 |
| 06A 121 012 GX | US9377 |
| 06A 121 012 X | US9377 |
| 06B 121 011 | US8959 |
| 06B 121 011 A | US8959 |
| 06B 121 011 B | US8959 |
| 06B 121 011 C | US8959 |
| 06B 121 011 E | US8959 |
| 06B 121 011 L | US8959 |
| 06B 121 011 N | US8959 |
| 06C 121 004 H | US9429 |
| 06C 121 004 HX | US9429 |
| 06E 121 005 D | US6146 |
| 06E 121 005 F | US6146 |
| 06E 121 005 G | US6249 |
| 06E 121 005 N | US6146 |
| 06E 121 005 P | US6249 |
| 06E 121 008 N | US6146 |
| 06E 121 008 P | US6249 |
| 06E 121 018 A | US6146 |
| 06E 121 018 AX | US6146 |
| 06E 121 018 B | US6249 |
| 06E121 018 B | US6249 |
| 06F 121 011 | US6022 |
| 06F 121 011 X | US6022 |
| 06H 121 026 AB | US9047 |
| 06H 121 026 AB | US9047-2 |
| 06H 121 026 AF | US9047 |
| 06H 121 026 AF | US9047-2 |
| 06H 121 026 BA | US9047 |
| 06H 121 026 BA | US9047-2 |
| 06H 121 026 CF | US9047 |
| 06H 121 026 CF | US9047-2 |
| 06H 121 026 CQ | US9047 |
| 06H 121 026 CQ | US9047-2 |
| 06J 121 026 J | US9047 |
| 06J 121 026 J | US9047-2 |
| 06J 121 026 M | US9047 |
| 06J 121 026 M | US9047-2 |
| 074 121 005 M | US9274 |
| 074 121 005 N | US9274 |

| | |
|-------------------|---------|
| 077 121 004 A | US9226 |
| 077 121 004 F | US9362 |
| 077 121 004 G | US9226 |
| 077 121 004 HX | US9362 |
| 077 121 004 M | US9410 |
| 077 121 004 MX | US9410 |
| 077 121 004 N | US9410 |
| 077 121 004 NX | US9410 |
| 077 121 004 P | US9410 |
| 077 121 004 PX | US9410 |
| 078 121 004 C | US9263 |
| 078 121 004 CX | US9263 |
| 078 121 004 H | US9333 |
| 078 121 004 HX | US9333 |
| 078 121 004 J | US9333 |
| 078 121 004 JX | US9333 |
| 078 121 004 QX | US9333 |
| 078 121 006 | US9333 |
| 078 121 006 A | US9446 |
| 078 121 006 AX | US9446 |
| 078 121 006 X | US9333 |
| 078 965 561 | US11003 |
| 079 121 011 H | US6000 |
| 079 121 011 Q | US6000 |
| 079 121 012 B | US6000 |
| 079 121 012 D | US6000 |
| 079 121 012 K | US6702 |
| 079 121 014 D | US6000 |
| 079 121 014 F | US6702 |
| 07K 121 011 B | US6050 |
| 07K 121 011 BX | US6050 |
| 1K0 965 561 J | US11008 |
| 3D0 965 561 D | US11004 |
| 7B0 121 011 | US6231 |
| 7B0 121 011 A | US8951 |
| 7B0 121 011 B | US8981 |
| 7B0 121 011 BXRMN | US8981 |
| 7B0 121 011 C | US6231 |
| 7B0 121 011 E | US8981 |

VOLVO

| | |
|------------|--------|
| 1218096-0 | US9147 |
| 1218158-0 | US9146 |
| 1257185-0 | US9071 |
| 1269299-0 | US9148 |
| 1269874-0 | US9148 |
| 270681-0 | US9049 |
| 271275-0 | US9068 |
| 271855-0 | US9339 |
| 271975-0 | US9068 |
| 271985-0 | US9339 |
| 271986-0 | US9339 |
| 272474-0 | US9339 |
| 272481-0 | US9339 |
| 275619-0 | US9049 |
| 30650751-0 | US9339 |
| 30684432-0 | US9339 |
| 30731384-0 | US6276 |
| 30751700-0 | US9339 |
| 30777524-0 | US6288 |
| 31219000 | US9382 |
| 461094-0 | US9077 |
| 8694626-0 | US9339 |
| 8694627-0 | US9339 |
| 8694628-0 | US9340 |
| 8694630-0 | US9456 |

| | | | |
|---|---|--|---|
|  |  |  |  |
| US61 | US63 | US64 | US64-T |
|  |  |  |  |
| US65 | US65N | US65N-T | US65-T |
|  |  |  |  |
| US66 | US67 | US72 | US73 |
|  |  |  |  |
| US76 | US77 | US79 | US85 |
|  |  |  |  |
| US488 | US723 | US819 | US843 |





















Note: The photos or illustrations shown above are for reference purposes only. It does not suggest or imply that all the referenced pumps are manufactured by US Motor Works.

| | | | |
|---|---|--|---|
|  |  |  |  |
| US850 | US851 | US855 | US895 |
|  |  |  |  |
| US896 | US898 | US898H | US919 |
|  |  |  |  |
| US926 | US927 | US932 | US953 |
|  |  |  |  |
| US953H | US960 | US964 | US975 |
|  |  |  |  |
| US981 | US984 | US984H | US986 |

Note: The photos or illustrations shown above are for reference purposes only. It does not suggest or imply that all the referenced pumps are manufactured by US Motor Works.

| | | | |
|---|---|--|---|
|  |  |  |  |
| US1002 | US1002H | US1006 | US1010 |
|  |  |  |  |
| US1012 | US1018 | US1018H | US1028 |
|  |  |  |  |
| US1028H | US1040 | US1042 | US1044 |
|  |  |  |  |
| US1045 | US1046 | US1047 | US1052 |
|  |  |  |  |
| US1053 | US1053H | US1069 | US1070 |

Note: The photos or illustrations shown above are for reference purposes only. It does not suggest or imply that all the referenced pumps are manufactured by US Motor Works.

| | | | |
|---|---|--|---|
|  |  |  |  |
| US1075 | US1075H | US1077 | US1088 |
|  |  |  |  |
| US1099 | US1109H | US1100 | US1107 |
|  |  |  |  |
| US1109 | US1110 | US1114 | US1120 |
|  |  |  |  |
| US1120H | US1121 | US1121H | US1124 |
|  |  |  |  |
| US1127 | US1137 | US1137H | US2090 |

Note: The photos or illustrations shown above are for reference purposes only. It does not suggest or imply that all the referenced pumps are manufactured by US Motor Works.

| | | | |
|---|---|--|---|
|  |  |  |  |
| US3400 | US3401 | US3401H | US3403 |
|  |  |  |  |
| US3404 | US3406 | US3408 | US3409 |
|  |  |  |  |
| US3410 | US3411 | US3412 | US3413 |
|  |  |  |  |
| US3414 | US4002 | US4003 | US4005 |
|  |  |  |  |
| US4014 | US4014H | US4016 | US4018 |

Note: The photos or illustrations shown above are for reference purposes only. It does not suggest or imply that all the referenced pumps are manufactured by US Motor Works.

| | | | |
|---|---|--|---|
|  |  |  |  |
| US4020 | US4022 | US4023 | US4024 |
|  |  |  |  |
| US4024H | US4030N | US4033 | US4034 |
|  |  |  |  |
| US4035 | US4037 | US4038 | US4038H |
|  |  |  |  |
| US4039 | US4040 | US4041 | US4042 |
|  |  |  |  |
| US4044 | US4044H | US4045 | US4048 |

Note: The photos or illustrations shown above are for reference purposes only. It does not suggest or imply that all the referenced pumps are manufactured by US Motor Works.

| | | | |
|---|---|--|---|
|  |  |  |  |
| US4049 | US4050 | US4051 | US4052 |
|  |  |  |  |
| US4052H | US4053 | US4054 | US4055 |
|  |  |  |  |
| US4056 | US4057 | US4059 | US4060 |
|  |  |  |  |
| US4061 | US4065 | US4066 | US4068 |
|  |  |  |  |
| US4069 | US4070 | US4077 | US4078 |

Note: The photos or illustrations shown above are for reference purposes only. It does not suggest or imply that all the referenced pumps are manufactured by US Motor Works.

| | | | |
|---|---|--|---|
|  |  |  |  |
| US4079 | US4081 | US4082 | US4083 |
|  |  |  |  |
| US4086 | US4087 | US4088 | US4089 |
|  |  |  |  |
| US4090 | US4091 | US4093 | US4094 |
|  |  |  |  |
| US4095 | US4096 | US4097 | US4098 |
|  |  |  |  |
| US4099 | US4101 | US4102 | US4103 |

Note: The photos or illustrations shown above are for reference purposes only. It does not suggest or imply that all the referenced pumps are manufactured by US Motor Works.

| | | | |
|---|---|--|---|
|  |  |  |  |
| US4105 | US4106 | US4107 | US4108 |
|  |  |  |  |
| US4109 | US4110 | US4113 | US4114 |
|  |  |  |  |
| US4115 | US4118 | US4119 | US4121 |
|  |  |  |  |
| US4122 | US4123 | US4124 | US4125 |
|  |  |  |  |
| US4126 | US4127 | US4128 | US4129 |

Note: The photos or illustrations shown above are for reference purposes only. It does not suggest or imply that all the referenced pumps are manufactured by US Motor Works.

| | | | |
|---|---|--|---|
|  |  |  |  |
| US4130 | US4132 | US5000 | US5000P |
|  |  |  |  |
| US5001 | US5003 | US5004 | US5006 |
|  |  |  |  |
| US5007 | US5008 | US5010 | US5012 |
|  |  |  |  |
| US5013 | US5014 | US5015 | US5016 |
|  |  |  |  |
| US5016H | US5017 | US5019 | US5019H |

Note: The photos or illustrations shown above are for reference purposes only. It does not suggest or imply that all the referenced pumps are manufactured by US Motor Works.

| | | | |
|---|---|--|---|
|  |  |  |  |
| US5020 | US5022 | US5023 | US5027 |
|  |  |  |  |
| US5028 | US5029 | US5030 | US5031 |
|  |  |  |  |
| US5032 | US5033 | US5035 | US5036 |
|  |  |  |  |
| US5037 | US5038 | US5038H | US5040 |
|  |  |  |  |
| US5041 | US5043 | US5045 | US5048 |

Note: The photos or illustrations shown above are for reference purposes only. It does not suggest or imply that all the referenced pumps are manufactured by US Motor Works.

| | | | |
|---|---|--|---|
|  |  |  |  |
| US5049 | US5049H | US5050 | US5051 |
|  |  |  |  |
| US5054 | US5056 | US5057 | US5058 |
|  |  |  |  |
| US5062 | US5063 | US5064 | US5066 |
|  |  |  |  |
| US5067 | US5068 | US5069 | US5070 |
|  |  |  |  |
| US5072 | US5073 | US5074 | US5075 |

Note: The photos or illustrations shown above are for reference purposes only. It does not suggest or imply that all the referenced pumps are manufactured by US Motor Works.

| | | | |
|---|---|--|---|
|  |  |  |  |
| US5076 | US5077 | US5077H | US5078 |
|  |  |  |  |
| US5079 | US5081 | US5084 | US5085 |
|  |  |  |  |
| US5086 | US5089 | US5089H | US5090 |
|  |  |  |  |
| US5092 | US5097 | US5099 | US6000 |
|  |  |  |  |
| US6002 | US6003 | US6006 | US6007 |






Note: The photos or illustrations shown above are for reference purposes only. It does not suggest or imply that all the referenced pumps are manufactured by US Motor Works.

| | | | |
|---|---|--|---|
|  |  |  |  |
| US6008 | US6009 | US6009-T | US6018 |
|  |  |  |  |
| US6020 | US6022 | US6023 | US6030 |
|  |  |  |  |
| US6034 | US6037 | US6038 | US6046 |
|  |  |  |  |
| US6047 | US6048 | US6049 | US6050 |
|  |  |  |  |
| US6056 | US6075 | US6142 | US6143 |

Note: The photos or illustrations shown above are for reference purposes only. It does not suggest or imply that all the referenced pumps are manufactured by US Motor Works.

| | | | |
|---|---|--|---|
|  |  |  |  |
| US6144 | US6145 | US6146 | US6149 |
|  |  |  |  |
| US6152 | US6154 | US6155 | US6156 |
|  |  |  |  |
| US6159 | US6184 | US6186 | US6197 |
|  |  |  |  |
| US6198 | US6212 | US6213 | US6215 |
|  |  |  |  |
| US6216 | US6217 | US6218 | US6219 |

Note: The photos or illustrations shown above are for reference purposes only. It does not suggest or imply that all the referenced pumps are manufactured by US Motor Works.

| | | | |
|---|---|--|---|
|  |  |  |  |
| US6220 | US6221 | US6222 | US6223 |
|  |  |  |  |
| US6227 | US6228 | US6229 | US6231 |
|  |  |  |  |
| US6232 | US6233 | US6238 | US6240 |
|  |  |  |  |
| US6241 | US6242 | US6244 | US6247 |
|  |  |  |  |
| US6249 | US6250 | US6251 | US6252 |

Note: The photos or illustrations shown above are for reference purposes only. It does not suggest or imply that all the referenced pumps are manufactured by US Motor Works.

| | | | |
|---|---|--|---|
|  |  |  |  |
| US6276 | US6336 | US6338 | US6341 |
|  |  |  |  |
| US6349 | US6350 | US6599 | US6654 |
|  |  |  |  |
| US6657 | US6662 | US6682 | US6687 |
|  |  |  |  |
| US6689 | US6692 | US6699 | US6702 |
|  |  |  |  |
| US7100 | US7101 | US7104 | US7105 |

Note: The photos or illustrations shown above are for reference purposes only. It does not suggest or imply that all the referenced pumps are manufactured by US Motor Works.

| | | | |
|--|--|---|--|
|  US7106 |  US7108 |  US7110 |  US7110H |
|  US7111 |  US7113 |  US7114 |  US7115 |
|  US7116 |  US7117 |  US7118 |  US7120 |
|  US7121 |  US7121-2 |  US7122 |  US7124 |
|  US7126 |  US7127 |  US7128 |  US7129 |

Note: The photos or illustrations shown above are for reference purposes only. It does not suggest or imply that all the referenced pumps are manufactured by US Motor Works.

| | | | |
|---|---|--|---|
|  |  |  |  |
| US7131 | US7135 | US7136 | US7137 |
|  |  |  |  |
| US7139 | US7140 | US7141 | US7145 |
|  |  |  |  |
| US7145HN | US7146 | US7148 | US7150 |
|  |  |  |  |
| US7151 | US7152 | US7153 | US7156 |
|  |  |  |  |
| US7158 | US7159 | US7160 | US7161 |





















Note: The photos or illustrations shown above are for reference purposes only. It does not suggest or imply that all the referenced pumps are manufactured by US Motor Works.

| | | | |
|---|---|--|---|
|  |  |  |  |
| US7162 | US7163 | US7164 | US7165 |
|  |  |  |  |
| US7167 | US7168 | US7169 | US8102 |
|  |  |  |  |
| US8103 | US8104 | US8105 | US8106 |
|  |  |  |  |
| US8107 | US8908 | US8910 | US8916 |
|  |  |  |  |
| US8917 | US8921 | US8922 | US8925 |

Note: The photos or illustrations shown above are for reference purposes only. It does not suggest or imply that all the referenced pumps are manufactured by US Motor Works.

| | | | |
|---|---|--|---|
|  |  |  |  |
| US8926 | US8927 | US8928 | US8931 |
|  |  |  |  |
| US8932 | US8933 | US8934 | US8935 |
|  |  |  |  |
| US8936 | US8937 | US8938 | US8940 |
|  |  |  |  |
| US8944 | US8945 | US8946 | US8948 |
|  |  |  |  |
| US8984-2 | US8949 | US8951 | US8955 |


Note: The photos or illustrations shown above are for reference purposes only. It does not suggest or imply that all the referenced pumps are manufactured by US Motor Works.

| | | | |
|---|---|--|---|
|  |  |  |  |
| US8956 | US8960 | US8963 | US8967 |
|  |  |  |  |
| US8968 | US8970 | US8971 | US8972 |
|  |  |  |  |
| US8979 | US8980 | US8981 | US8982 |
|  |  |  |  |
| US8983 | US8984 | US8999 | US9003 |
|  |  |  |  |
| US9005 | US9008 | US9009 | US9010 |

Note: The photos or illustrations shown above are for reference purposes only. It does not suggest or imply that all the referenced pumps are manufactured by US Motor Works.

| | | | |
|---|---|--|---|
|  |  |  |  |
| US9011 | US9012 | US9015 | US9016 |
|  |  |  |  |
| US9017 | US9018 | US9020 | US9021 |
|  |  |  |  |
| US9025 | US9026 | US9027 | US9029 |
|  |  |  |  |
| US9031 | US9033 | US9034 | US9035 |
|  |  |  |  |
| US9039 | US9040N | US9041 | US9043N |

Note: The photos or illustrations shown above are for reference purposes only. It does not suggest or imply that all the referenced pumps are manufactured by US Motor Works.

| | | | |
|---|---|--|---|
|  |  |  |  |
| US9044 | US9045 | US9046 | US9047 |
|  |  |  |  |
| US9047-2 | US9048 | US9049 | US9050 |
|  |  |  |  |
| US9052 | US9053 | US9056 | US9057 |
|  |  |  |  |
| US9058 | US9059 | US9060 | US9061 |
|  |  |  |  |
| US9063 | US9064 | US9065 | US9066 |

Note: The photos or illustrations shown above are for reference purposes only. It does not suggest or imply that all the referenced pumps are manufactured by US Motor Works.

| | | | |
|---|---|--|---|
|  |  |  |  |
| US9067 | US9068 | US9069 | US9071 |
|  |  |  |  |
| US9074 | US9075 | US9076 | US9077 |
|  |  |  |  |
| US9078 | US9080 | US9082 | US9083 |
|  |  |  |  |
| US9084 | US9085 | US9086 | US9092 |
|  |  |  |  |
| US9093 | US9094 | US9097 | US9098 |

Note: The photos or illustrations shown above are for reference purposes only. It does not suggest or imply that all the referenced pumps are manufactured by US Motor Works.

| | | | |
|---|---|--|---|
|  |  |  |  |
| US9099 | US9100 | US9102 | US9104 |
|  |  |  |  |
| US9105 | US9106 | US9107 | US9108 |
|  |  |  |  |
| US9109 | US9110 | US9111 | US9114 |
|  |  |  |  |
| US9115 | US9116 | US9117 | US9119 |
|  |  |  |  |
| US9120 | US9122 | US9128 | US9129 |





















Note: The photos or illustrations shown above are for reference purposes only. It does not suggest or imply that all the referenced pumps are manufactured by US Motor Works.

| | | | |
|---|---|--|---|
|  |  |  |  |
| US9130 | US9131 | US9132 | US9133 |
|  |  |  |  |
| US9134 | US9140 | US9141 | US9142 |
|  |  |  |  |
| US9145 | US9146 | US9147 | US9149 |
|  |  |  |  |
| US9150 | US9152 | US9153 | US9154 |
|  |  |  |  |
| US9155 | US9160 | US9161 | US9162 |

Note: The photos or illustrations shown above are for reference purposes only. It does not suggest or imply that all the referenced pumps are manufactured by US Motor Works.

| | | | |
|---|---|--|---|
|  |  |  |  |
| US9163 | US9165 | US9166 | US9167 |
|  |  |  |  |
| US9168 | US9171 | US9172 | US9173 |
|  |  |  |  |
| US9175 | US9176 | US9177 | US9179 |
|  |  |  |  |
| US9180 | US9181 | US9189 | US9193 |
|  |  |  |  |
| US9198 | US9200 | US9201 | US9202 |





















Note: The photos or illustrations shown above are for reference purposes only. It does not suggest or imply that all the referenced pumps are manufactured by US Motor Works.

| | | | |
|---|---|--|---|
|  |  |  |  |
| US9203 | US9206 | US9207 | US9208 |
|  |  |  |  |
| US9209 | US9211 | US9212 | US9213 |
|  |  |  |  |
| US9214 | US9215 | US9216 | US9218 |
|  |  |  |  |
| US9219 | US9220 | US9221 | US9222 |
|  |  |  |  |
| US9223 | US9224 | US9225 | US9226 |

Note: The photos or illustrations shown above are for reference purposes only. It does not suggest or imply that all the referenced pumps are manufactured by US Motor Works.

| | | | |
|---|---|--|---|
|  |  |  |  |
| US9227 | US9228 | US9230 | US9231 |
|  |  |  |  |
| US9232 | US9234 | US9236 | US9237 |
|  |  |  |  |
| US9238 | US9239 | US9241 | US9242 |
|  |  |  |  |
| US9245 | US9250 | US9251 | US9252 |
|  |  |  |  |
| US9253 | US9254 | US9255 | US9256 |




Note: The photos or illustrations shown above are for reference purposes only. It does not suggest or imply that all the referenced pumps are manufactured by US Motor Works.

| | | | |
|---|---|--|---|
|  |  |  |  |
| US9257 | US9258 | US9259 | US9260 |
|  |  |  |  |
| US9261 | US9262 | US9263 | US9264 |
|  |  |  |  |
| US9268 | US9269 | US9270 | US9271 |
|  |  |  |  |
| US9272 | US9273 | US9274 | US9275 |
|  |  |  |  |
| US9276 | US9277 | US9278 | US9279 |

Note: The photos or illustrations shown above are for reference purposes only. It does not suggest or imply that all the referenced pumps are manufactured by US Motor Works.

| | | | |
|---|---|--|---|
|  |  |  |  |
| US9280 | US9282 | US9284 | US9288 |
|  |  |  |  |
| US9289 | US9291 | US9292 | US9293 |
|  |  |  |  |
| US9299 | US9300 | US9301 | US9304 |
|  |  |  |  |
| US9305 | US9306 | US9307 | US9309 |
|  |  |  |  |
| US9310 | US9311 | US9313 | US9314 |

Note: The photos or illustrations shown above are for reference purposes only. It does not suggest or imply that all the referenced pumps are manufactured by US Motor Works.

| | | | |
|---|---|--|---|
|  |  |  |  |
| US9315 | US9318 | US9320 | US9321 |
|  |  |  |  |
| US9324 | US9325 | US9327 | US9328 |
|  |  |  |  |
| US9332 | US9333 | US9334 | US9337 |
|  |  |  |  |
| US9338 | US9339 | US9340 | US9342 |
|  |  |  |  |
| US9343 | US9344 | US9345 | US9346 |

Note: The photos or illustrations shown above are for reference purposes only. It does not suggest or imply that all the referenced pumps are manufactured by US Motor Works.

| | | | |
|--|--|---|--|
|  US9348 |  US9349 |  US9351 |  US9352 |
|  US9353 |  US9354 |  US9359 |  US9360 |
|  US9362 |  US9364 |  US9365 |  US9367 |
|  US9368 |  US9369 |  US9371 |  US9374 |
|  US9375 |  US9376 |  US9377 |  US9378 |

Note: The photos or illustrations shown above are for reference purposes only. It does not suggest or imply that all the referenced pumps are manufactured by US Motor Works.

| | | | |
|---|---|--|---|
|  |  |  |  |
| US9379 | US9380 | US9382 | US9383 |
|  |  |  |  |
| US9384 | US9385 | US9388 | US9389 |
|  |  |  |  |
| US9393 | US9394 | US9395 | US9399 |
|  |  |  |  |
| US9401 | US9402 | US9403 | US9405 |
|  |  |  |  |
| US9406 | US9410 | US9414 | US9415 |


Note: The photos or illustrations shown above are for reference purposes only. It does not suggest or imply that all the referenced pumps are manufactured by US Motor Works.

| | | | |
|---|---|--|---|
|  |  |  |  |
| US9416 | US9419 | US9421 | US9426 |
|  |  |  |  |
| US9427 | US9429 | US9434 | US9440 |
|  |  |  |  |
| US9446 | US9448 | US9449 | US9450 |
|  |  |  |  |
| US9456 | US9460 | US9461 | US9462 |
|  |  |  |  |
| US9463 | US9464 | US9465 | US9467 |

Note: The photos or illustrations shown above are for reference purposes only. It does not suggest or imply that all the referenced pumps are manufactured by US Motor Works.

| | | | |
|---|---|--|---|
|  |  |  |  |
| US9468 | US9470 | US9471 | US9472 |
|  |  |  |  |
| US9473 | US9474 | US9475 | US9486 |
|  |  |  |  |
| US9488 | US9489 | US9493 | US9495 |
|  |  |  |  |
| US9496 | US11001 | US11002 | US11003 |
|  |  |  |  |
| US11004 | US11005 | US11006 | US11007 |

Note: The photos or illustrations shown above are for reference purposes only. It does not suggest or imply that all the referenced pumps are manufactured by US Motor Works.

| | | | |
|---|---|--|---|
|  <p>US11008</p> |  <p>US11009</p> |  <p>US11011</p> |  <p>US11012</p> |
|  <p>US11013</p> |  <p>US11014</p> |  <p>US11015</p> | |
| | | | |
| | | | |
| | | | |

Note: The photos or illustrations shown above are for reference purposes only. It does not suggest or imply that all the referenced pumps are manufactured by US Motor Works.

FAN CLUTCHES

USMW Fan Clutches are designed with quality in mind. All product applications have been designed and tested to meet or exceed original equipment specifications. Our advanced research and design in each of our fan clutches contain the highest quality material to create the most superior product available in today's market.



GENERAL FEATURES:

- * CNC Machined to Exact OE Specifications and Fit
- * All Aluminum Body for Efficient Heat Dissipation
- * High Quality Heavy Duty Bearing with Hi-Temp Moly Grease
- * Broad Coverage for US Domestic and Import Vehicles
- * Attractive / Informative Retail Packaging
- * General Application Coverage / Clutch Specification / Industry Interchange
Printed Directly on Stock Number Label



NON-THERMAL FAN CLUTCHES

An Economical Replacement Fan Clutch

- Non-Thermal Fan Clutches do not have a thermal spring.
- Non-Thermal Fan Clutches are continuously engaged.
- Non-Thermal Fan Clutches achieve proper RPM of the fan to properly keep the Engine cool.

| P/N | TYPE | DESCRIPTION | FAN ROTATION DIRECTION | MTG. TYPE |
|-------|------|------------------------------|------------------------|-----------|
| 21011 | III | NON THERMAL - 7.25" STANDARD | CW/CCW | BOLT-ON |
| 21012 | III | NON THERMAL - 7.25" STANDARD | CW/CCW | BOLT-ON |
| 21014 | III | NON THERMAL - 7.25" STANDARD | CW/CCW | BOLT-ON |
| 21016 | III | NON THERMAL - 7.25" STANDARD | CW/CCW | BOLT-ON |
| 21026 | III | NON THERMAL - 7.25" STANDARD | CW/CCW | BOLT-ON |
| 21034 | III | NON THERMAL - 7.25" STANDARD | CW/CCW | BOLT-ON |
| 21037 | III | NON THERMAL - 7.25" STANDARD | CW/CCW | BOLT-ON |
| 21038 | III | NON THERMAL - 7.25" STANDARD | CW/CCW | BOLT-ON |
| 21043 | III | NON THERMAL - 7.25" STANDARD | CW/CCW | BOLT-ON |
| 21049 | III | NON THERMAL - 7.25" STANDARD | CW/CCW | BOLT-ON |
| 21060 | II | NON THERMAL - 6" STANDARD | CW/CCW | SCREW-ON |
| 21061 | III | NON THERMAL - 7.25" STANDARD | CW/CCW | SCREW-ON |
| 21064 | II | NON THERMAL - 6" STANDARD | CW/CCW | SCREW-ON |
| 21161 | III | NON THERMAL - 7.25" STANDARD | CW/CCW | SCREW-ON |
| 21166 | II | NON THERMAL - 6" STANDARD | CW/CCW | SCREW-ON |
| 21188 | II | NON THERMAL - 6" STANDARD | CW/CCW | BOLT-ON |
| 21709 | II | NON THERMAL - 6" STANDARD | CW/CCW | SCREW-ON |

FAN CLUTCHES





FAN CLUTCH APPLICATION GUIDE

USMW
Professional Series

| | | | |
|----------------------|-----|--------------------|-----|
| AACURA..... | 267 | JEEP..... | 356 |
| AM GENERAL..... | 267 | KIA..... | 358 |
| AMERICAN MOTORS..... | 267 | LAND ROVER..... | 358 |
| AUDI..... | 268 | LEXUS..... | 359 |
| BMW..... | 268 | LINCOLN..... | 359 |
| BUICK..... | 270 | MAZDA..... | 359 |
| CADILLAC..... | 272 | MERCEDES-BENZ..... | 360 |
| CHECKER..... | 273 | MERCURY..... | 362 |
| CHEVROLET..... | 273 | MERKUR..... | 364 |
| CHRYSLER..... | 303 | MITSUBISHI..... | 364 |
| DODGE..... | 304 | NISSAN..... | 364 |
| FORD..... | 315 | OLDSMOBILE..... | 366 |
| FREIGHTLINER..... | 331 | PLYMOUTH..... | 368 |
| GEO..... | 331 | PONTIAC..... | 369 |
| GMC..... | 331 | RAM..... | 372 |
| HONDA..... | 354 | SAAB..... | 372 |
| HUMMER..... | 355 | SUBARU..... | 372 |
| INFINITI..... | 355 | SUZUKI..... | 372 |
| INTERNATIONAL..... | 355 | TOYOTA..... | 373 |
| ISUZU..... | 355 | VOLKSWAGEN..... | 374 |
| JAGUAR..... | 356 | VOLVO..... | 374 |

| Engine | Years | Application | USMW |
|------------------------|-----------|--|-------|
| ACURA | | | |
| SLX | | | |
| 3.2L V6 3165cc | 1996-1997 | Base, Premium | 22076 |
| 3.5L V6 3494cc | 1998-1999 | Premium | 22022 |
| AM GENERAL | | | |
| HUMMER | | | |
| 5.7L V8 350 CID | 1995-1996 | Base | 22140 |
| 6.2L V8 379 CID | 1992-1993 | | 22052 |
| 6.5L V8 395 CID | 1994-1996 | Base | 22154 |
| 6.5L V8 395 CID | 1997-1998 | Base | 22613 |
| 6.5L V8 395 CID | 1999-2001 | Base | 22618 |
| AMERICAN MOTORS | | | |
| AMBASSADOR | | | |
| 3.8L L6 3802cc 232 CID | 1970 | Base | 21049 |
| 3.8L L6 3802cc 232 CID | 1965-1967 | | 21049 |
| 3.8L L6 3802cc 232 CID | 1966-1970 | Base | 21049 |
| 3.8L L6 3802cc 232 CID | 1968-1969 | Base, DPL | 21049 |
| 4.2L L6 4229cc 258 CID | 1971-1967 | DPL | 21049 |
| 5.0L V8 4983cc 304 CID | 1970-1974 | | 21049 |
| 5.9L V8 5900cc 360 CID | 1970-1974 | | 21049 |
| 6.4L V8 6392cc 390 CID | 1968-1970 | | 21049 |
| 6.6L V8 6572cc 401 CID | 1971-1974 | | 21049 |
| AMERICAN (MEX) | | | |
| 3.3L L6 3300cc 199 CID | 1969-1970 | | 21049 |
| 3.3L L6 3300cc 199 CID | 1969-1970 | | 22049 |
| 3.8L L6 3800cc 232 CID | 1969-1974 | | 21049 |
| 3.8L L6 3800cc 232 CID | 1969-1974 | | 22049 |
| 4.2L L6 4200cc 258 CID | 1973-1980 | | 22049 |
| 4.2L L6 4200cc 258 CID | 1973-1983 | | 21049 |
| 4.6L L6 4600cc 282 CID | 1975-1980 | | 22049 |
| 4.6L L6 4600cc 282 CID | 1975-1983 | | 21049 |
| AMX | | | |
| 4.2L L6 258 CID | 1980 | Base | 22048 |
| 4.2L L6 4228cc 258 CID | 1978-1979 | | 21049 |
| 4.7L V8 4753cc 290 CID | 1968-1969 | | 21049 |
| 5.0L V8 4982cc 304 CID | 1978-1979 | | 21049 |
| 5.0L V8 4983cc 304 CID | 1971-1974 | AMX | 21049 |
| 5.6L V8 5622cc 343 CID | 1968-1969 | | 21049 |
| 5.9L V8 5900cc 360 CID | 1970-1974 | | 21049 |
| 5.9L V8 5900cc 360 CID | 1971-1974 | AMX | 21049 |
| 6.4L V8 6392cc 390 CID | 1968-1970 | | 21049 |
| 6.6L V8 6572cc 401 CID | 1971-1974 | AMX | 21049 |
| CLASSIC (MEX) | | | |
| 3.3L L6 3300cc 199 CID | 1966-1970 | | 21049 |
| 3.3L L6 3300cc 199 CID | 1966-1970 | | 22049 |
| 3.8L L6 3800cc 232 CID | 1967-1974 | | 21049 |
| 3.8L L6 3800cc 232 CID | 1967-1974 | | 22049 |
| 4.2L L6 4200cc 258 CID | 1972-1974 | | 21049 |
| 4.2L L6 4200cc 258 CID | 1972-1974 | | 22049 |
| 4.6L L6 4600cc 282 CID | 1972-1976 | | 21049 |
| 4.6L L6 4600cc 282 CID | 1972-1976 | | 22049 |
| CONCORD | | | |
| 2.0L L4 1983cc 121 CID | 1978-1979 | | 21049 |
| 2.5L L4 151 CID | 1980-1982 | Base, DL, Limited | 22048 |
| 3.8L L6 3802cc 232 CID | 1978-1979 | | 21049 |
| 4.2L L6 258 CID | 1980 | Base, DL, Limited | 22048 |
| 4.2L L6 258 CID | 1981 | Base, DL, Limited | 22049 |
| 4.2L L6 258 CID | 1982-1983 | Base, DL, Limited; Serpentine Belt Drive | 22049 |
| 4.2L L6 258 CID | 1982-1983 | Base, DL, Limited; V-Belt Drive | 22148 |
| 4.2L L6 4228cc 258 CID | 1978-1979 | | 21049 |
| 5.0L V8 4982cc 304 CID | 1978-1979 | | 21049 |
| EAGLE | | | |
| 2.5L L4 150 CID | 1983 | Base, DL SX4, Limited, SX4 | 22048 |
| 2.5L L4 150 CID | 1984 | Base, Limited; V-Belt Drive | 22148 |
| 2.5L L4 150 CID | 1984 | Limited, Base; Serpentine Belt Drive | 22048 |
| 2.5L L4 151 CID | 1983 | Base, DL SX4, Limited, SX4 | 22048 |

| Engine | Years | Application | USMW |
|------------------------|-----------|---|-------|
| 2.5L L4 151 CID | 1981-1982 | Base, DL Kammback, DL SX4, Kammback, Limited, SX4 | 22048 |
| 4.2L L6 258 CID | 1980 | DL, Limited, Sport | 22049 |
| 4.2L L6 258 CID | 1981 | Base, DL Kammback, DL SX4, Kammback, Limited, SX4 | 22049 |
| 4.2L L6 258 CID | 1982 | DL Kammback, Kammback; Serpentine Belt Drive | 22049 |
| 4.2L L6 258 CID | 1982 | DL Kammback, Kammback; V-Belt Drive | 22148 |
| 4.2L L6 258 CID | 1982-1983 | Base, DL SX4, Limited, SX4; Serpentine Belt Drive | 22049 |
| 4.2L L6 258 CID | 1982-1983 | DL SX4, SX4; V-Belt Drive | 22148 |
| 4.2L L6 258 CID | 1982-1987 | Limited; V-Belt Drive | 22148 |
| 4.2L L6 258 CID | 1982-1988 | Base; V-Belt Drive | 22148 |
| 4.2L L6 258 CID | 1984-1987 | Limited; Serpentine Belt Drive | 22048 |
| 4.2L L6 258 CID | 1984-1988 | Base; Serpentine Belt Drive | 22048 |
| GREMLIN | | | |
| 2.0L L4 1983cc 121 CID | 1977 | | 21049 |
| 2.0L L4 1983cc 121 CID | 1978 | Custom | 21049 |
| 3.8L L6 3802cc 232 CID | 1970-1978 | | 21049 |
| 4.2L L6 4228cc 258 CID | 1976-1978 | | 21049 |
| 4.2L L6 4229cc 258 CID | 1971-1975 | | 21049 |
| 5.0L V8 4982cc 304 CID | 1976-1975 | Custom | 21049 |
| 5.0L V8 4983cc 304 CID | 1972-1975 | | 21049 |
| GREMLIN (MEX) | | | |
| 4.2L L6 4200cc 258 CID | 1979-1980 | | 22049 |
| 4.2L L6 4200cc 258 CID | 1979-1983 | | 21049 |
| 4.6L L6 4600cc 282 CID | 1979-1980 | | 22049 |
| 4.6L L6 4600cc 282 CID | 1979-1983 | | 21049 |
| HORNET | | | |
| 3.8L L6 3802cc 232 CID | 1971 | Base, Sportabout, SST | 21049 |
| 3.8L L6 3802cc 232 CID | 1977 | Base, Sportabout | 21049 |
| 3.8L L6 3802cc 232 CID | 1970-1976 | | 21049 |
| 4.2L L6 4228cc 258 CID | 1976 | | 21049 |
| 4.2L L6 4228cc 258 CID | 1977-1976 | Base, Sportabout | 21049 |
| 4.2L L6 4229cc 258 CID | 1971-1976 | Base, Sportabout, SST | 21049 |
| 4.2L L6 4229cc 258 CID | 1972-1975 | | 21049 |
| 5.0L V8 4982cc 304 CID | 1976-1977 | | 21049 |
| 5.0L V8 4983cc 304 CID | 1971 | Base, Sportabout, SST | 21049 |
| 5.0L V8 4983cc 304 CID | 1970-1975 | | 21049 |
| 5.9L V8 5900cc 360 CID | 1971-1975 | Base, Sportabout, SST | 21049 |
| 5.9L V8 5900cc 360 CID | 1972-1974 | | 21049 |
| JAVELIN | | | |
| 3.8L L6 3802cc 232 CID | 1968-1969 | | 21049 |
| 3.8L L6 3802cc 232 CID | 1970-1972 | Base, SST | 21049 |
| 3.8L L6 3802cc 232 CID | 1973-1974 | Base | 21049 |
| 4.2L L6 4229cc 258 CID | 1971-1972 | Base, SST | 21049 |
| 4.2L L6 4229cc 258 CID | 1973-1974 | Base | 21049 |
| 5.0L V8 4983cc 304 CID | 1970-1972 | Base, SST | 21049 |
| 5.0L V8 4983cc 304 CID | 1973-1974 | Base | 21049 |
| 5.9L V8 5900cc 360 CID | 1970-1972 | Base, SST | 21049 |
| 5.9L V8 5900cc 360 CID | 1973-1974 | Base | 21049 |
| 6.6L V8 6572cc 401 CID | 1971-1972 | Base, SST | 21049 |
| 6.6L V8 6572cc 401 CID | 1973-1974 | Base | 21049 |
| LERMA (MEX) | | | |
| 4.6L L6 4600cc 282 CID | 1980-1983 | | 21049 |
| 4.6L L6 4600cc 282 CID | 1980-1983 | | 22049 |
| MARLIN | | | |
| 3.8L L6 3802cc 232 CID | 1965-1967 | | 21049 |
| 4.7L V8 4704cc 287 CID | 1965-1966 | | 21049 |
| 4.7L V8 4753cc 290 CID | 1967 | | 21049 |
| 5.3L V8 5360cc 327 CID | 1965-1966 | | 21049 |
| 5.6L V8 5622cc 343 CID | 1967 | | 21049 |
| MATADOR | | | |
| 3.8L L6 3802cc 232 CID | 1974 | Base, Brougham | 21049 |
| 3.8L L6 3802cc 232 CID | 1971-1973 | | 21049 |
| 4.2L L6 4228cc 258 CID | 1976-1978 | | 21049 |
| 4.2L L6 4229cc 258 CID | 1971-1975 | | 21049 |
| 4.2L L6 4229cc 258 CID | 1974-1978 | Base, Brougham | 21049 |
| 5.0L V8 4982cc 304 CID | 1976-1977 | | 21049 |
| 5.0L V8 4983cc 304 CID | 1971-1975 | | 21049 |



FAN CLUTCH APPLICATION GUIDE

USMW
Professional Series

| Engine | Years | Application | USMW |
|--------------------------------|-----------|-----------------------------|-------|
| AMERICAN MOTORS (CONT.) | | | |
| MATADOR (CONT.) | | | |
| 5.9L V8 5900cc 360 CID | 1971-1978 | | 21049 |
| 6.6L V8 6572cc 401 CID | 1971-1976 | | 21049 |
| PACER | | | |
| 3.8L L6 3802cc 232 CID | 1975-1978 | | 21049 |
| 4.2L L6 258 CID | 1980 | DL, Limited | 22049 |
| 4.2L L6 4228cc 258 CID | 1976-1979 | | 21049 |
| 4.2L L6 4229cc 258 CID | 1975-1979 | | 21049 |
| 5.0L V8 4982cc 304 CID | 1978-1979 | | 21049 |
| REBEL | | | |
| 3.8L L6 3802cc 232 CID | 1968 | 550, 770 | 21049 |
| 3.8L L6 3802cc 232 CID | 1970 | Base, SST | 21049 |
| 3.8L L6 3802cc 232 CID | 1967-1969 | | 21049 |
| 4.7L V8 4753cc 290 CID | 1969 | | 22049 |
| 4.7L V8 4753cc 290 CID | 1967-1969 | Base | 21049 |
| 4.7L V8 4753cc 290 CID | 1968-1969 | | 21049 |
| 5.0L V8 4983cc 304 CID | 1970 | Base, SST | 21049 |
| 5.6L V8 5622cc 343 CID | 1967-1969 | | 21049 |
| 5.9L V8 5900cc 360 CID | 1970-1969 | Base, SST | 21049 |
| 6.4L V8 6392cc 390 CID | 1970-1969 | | 21049 |
| SPIRIT | | | |
| 2.0L L4 1983cc 121 CID | 1979-1969 | | 21049 |
| 2.5L L4 151 CID | 1980 | Limited | 22048 |
| 2.5L L4 151 CID | 1980-1982 | Base, DL | 22048 |
| 3.8L L6 3802cc 232 CID | 1979-1969 | | 21049 |
| 4.2L L6 258 CID | 1980 | Base, DL, Limited | 22048 |
| 4.2L L6 258 CID | 1981 | Base, DL | 22049 |
| 4.2L L6 258 CID | 1982 | Base; Serpentine Belt Drive | 22049 |
| 4.2L L6 258 CID | 1982 | Base; V-Belt Drive | 22148 |
| 4.2L L6 258 CID | 1983 | GT; Serpentine Belt Drive | 22049 |
| 4.2L L6 258 CID | 1983 | GT; V-Belt Drive | 22148 |
| 4.2L L6 258 CID | 1982-1983 | DL; Serpentine Belt Drive | 22049 |
| 4.2L L6 258 CID | 1982-1983 | DL; V-Belt Drive | 22148 |
| 4.2L L6 4228cc 258 CID | 1979-1969 | | 21049 |
| 5.0L V8 4982cc 304 CID | 1979-1969 | | 21049 |
| AUDI | | | |
| A4 | | | |
| 1.8L L4 1754cc 107 CID | 2002-1969 | | 22302 |
| 1.8L L4 1781cc | 2001 | Base | 22302 |
| 1.8L L4 1781cc | 1997-2000 | | 22302 |
| 1.8L L4 1781cc 108 CID | 2003-1969 | | 22302 |
| 2.8L V6 2771cc | 1997 | | 22303 |
| 2.8L V6 2771cc | 1998 | Avant | 22303 |
| 2.8L V6 2771cc | 1996-2001 | Base | 22303 |
| A4 (MEX) | | | |
| 1.8L L4 1781cc 108 CID | 2007-2009 | | 22302 |
| A4 QUATTRO | | | |
| 1.8L L4 1754cc 107 CID | 2002-2009 | | 22302 |
| 1.8L L4 1781cc | 1997-2001 | Base | 22302 |
| 1.8L L4 1781cc | 1999-2000 | | 22302 |
| 1.8L L4 1781cc | 1999-2001 | Avant | 22302 |
| 1.8L L4 1781cc 108 CID | 2003-2009 | | 22302 |
| 2.8L V6 2771cc | 1996-2001 | Base | 22303 |
| 2.8L V6 2771cc | 1998-2001 | Avant | 22303 |
| A6 | | | |
| 2.8L V6 2771cc | 1998-2001 | Base | 22303 |
| A6 QUATTRO | | | |
| 2.7L V6 2671cc | 2000-2004 | Base | 22303 |
| 2.8L V6 2771cc | 1998-2001 | Base | 22303 |
| 2.8L V6 2771cc | 1999-2001 | Avant | 22303 |
| 4.2L V8 4172cc | 2000-2004 | Base | 22316 |
| A8 | | | |
| 3.7L V8 3697cc | 1997-1999 | Base | 22316 |
| A8 (MEX) | | | |
| 4.2L V8 4172cc 255 CID | 1996-2009 | | 22316 |

| Engine | Years | Application | USMW |
|-------------------------|-----------|---------------------------|-------|
| A8 QUATTRO | | | |
| 4.2L V8 4172cc | 2000 | L | 22316 |
| 4.2L V8 4172cc | 1997-2000 | Base | 22316 |
| 4.2L V8 4172cc | 2001-2003 | Base, L | 22316 |
| ALLROAD QUATTRO | | | |
| 2.7L V6 2671cc | 2001-2005 | Base | 22099 |
| S4 | | | |
| 2.2L L5 2226cc | 1992-1994 | Base; Turbocharged | 22311 |
| 2.7L V6 2671cc | 2000-2002 | Base | 22303 |
| 2.7L V6 2671cc | 2001-2002 | Avant | 22303 |
| S6 | | | |
| 2.2L L5 2226cc | 1995 | Avant; Base; Turbocharged | 22311 |
| 4.2L V8 4172cc | 2002-2003 | Avant | 22316 |
| S6 QUATTRO (MEX) | | | |
| 4.2L V8 4172cc 255 CID | 2001-2004 | | 22316 |
| S8 | | | |
| 4.2L V8 4172cc | 2001-2003 | Base | 22316 |
| V8 QUATTRO | | | |
| 3.6L V8 3562cc | 1990-1991 | Base | 22311 |
| 4.2L V8 4172cc | 1992-1994 | Base | 22311 |
| BMW | | | |
| 325 | | | |
| 2.7L L6 2693cc | 1986-1988 | Base | 22071 |
| 3.0SI | | | |
| 3.0L L6 2985cc | 1975-1976 | | 22071 |
| 318 (MEX) | | | |
| 1.8L L4 1800cc 110 CID | 1986-2004 | | 22071 |
| 318I | | | |
| 1.8L L4 1766cc 107 CID | 1984-1985 | Base | 22071 |
| 1.8L L4 1796cc | 1991-1995 | Base | 22071 |
| 1.9L L4 1895cc | 1996-1998 | Base | 22071 |
| 318IS | | | |
| 1.8L L4 1796cc | 1991-1995 | Base | 22071 |
| 1.9L L4 1895cc | 1996-1997 | Base | 22071 |
| 318TI | | | |
| 1.8L L4 1796cc | 1995 | Base | 22071 |
| 1.9L L4 1895cc | 1996-1999 | Base | 22071 |
| 320I | | | |
| 2.0L L4 1990cc 121 CID | 1977-1979 | | 22071 |
| 320I (MEX) | | | |
| 2.2L L6 2171cc 132 CID | 2001-2005 | | 22099 |
| 323CI | | | |
| 2.5L L6 2494cc 152 CID | 2000 | Base | 22099 |
| 323I | | | |
| 2.5L L6 2494cc 152 CID | 1998-2000 | Base | 22099 |
| 323I (MEX) | | | |
| 2.5L L6 2494cc CID | 1998-2005 | | 22099 |
| 2.5L L6 2494cc 152 CID | 1997-2001 | | 22099 |
| 323IS | | | |
| 2.5L L6 2494cc 152 CID | 1998-1999 | Base | 22099 |
| 323TI (MEX) | | | |
| 2.5L L6 2494cc CID | 1999-2000 | | 22099 |
| 2.5L L6 2494cc 152 CID | 2001 | | 22099 |
| 325CI | | | |
| 2.5L L6 2494cc 152 CID | 2001-2006 | Base | 22099 |
| 325CI (MEX) | | | |
| 2.5L L6 2494cc 152 CID | 2007 | | 22099 |
| 325E | | | |
| 2.7L L6 2693cc | 1984-1987 | Base | 22071 |
| 325ES | | | |
| 2.7L L6 2693cc | 1986-1987 | Base | 22071 |
| 325I | | | |
| 2.5L L6 2494cc 152 CID | 1987-1993 | Base | 22071 |
| 2.5L L6 2494cc 152 CID | 1992-2005 | Base | 22099 |

| Engine | Years | Application | USMW |
|------------------------|-----------|-------------|-------|
| BMW (CONT.) | | | |
| 325I (MEX) | | | |
| 2.5L L6 2494cc 152 CID | 1996-2012 | | 22071 |
| 2.5L L6 2497cc 152 CID | 2006-2010 | | 22071 |
| 325IS | | | |
| 2.5L L6 2494cc 152 CID | 1987-1991 | Base | 22071 |
| 2.5L L6 2494cc 152 CID | 1992-1995 | Base | 22099 |
| 325IX | | | |
| 2.5L L6 2494cc 152 CID | 1988-1991 | Base | 22071 |
| 325XI | | | |
| 2.5L L6 2494cc 152 CID | 2001-2005 | Base | 22099 |
| 328CI | | | |
| 2.8L L6 2793cc | 2000 | Base | 22099 |
| 328I | | | |
| 2.8L L6 2793cc | 1996-2000 | Base | 22099 |
| 328I (MEX) | | | |
| 2.8L L6 2788cc 170 CID | 1995-2010 | | 22099 |
| 328IS | | | |
| 2.8L L6 2793cc | 1996-1999 | Base | 22099 |
| 330CI | | | |
| 3.0L L6 2979cc | 2001-2006 | Base | 22099 |
| 330I | | | |
| 3.0L L6 2979cc | 2001-2005 | Base | 22099 |
| 330XI | | | |
| 3.0L L6 2979cc | 2001-2005 | Base | 22099 |
| 524TD | | | |
| 2.4L L6 2443cc | 1985-1986 | Base | 22071 |
| 524TD (MEX) | | | |
| 2.4L L6 2443cc 149 CID | 1987-2010 | | 22071 |
| 525I | | | |
| 2.5L L6 2494cc 152 CID | 1989-1990 | Base | 22071 |
| 2.5L L6 2494cc 152 CID | 1991-2003 | Base | 22099 |
| 525I (MEX) | | | |
| 2.5L L6 2494cc 152 CID | 1986-2010 | | 22071 |
| 2.5L L6 2497cc 152 CID | 2006-2009 | | 22071 |
| 525I LUJO (MEX) | | | |
| 2.5L L6 2497cc 152 CID | 2010-2009 | | 22071 |
| 528 (MEX) | | | |
| 2.8L L6 2800cc 173 CID | 1996-2009 | | 22099 |
| 528E | | | |
| 2.7L L6 2693cc | 1982-1988 | Base | 22071 |
| 528I | | | |
| 2.8L L6 2788cc | 1979 | | 22071 |
| 2.8L L6 2788cc | 1980-1981 | Base | 22071 |
| 2.8L L6 2793cc | 1997-2000 | Base | 22099 |
| 530I | | | |
| 3.0L L6 2979cc | 2001-2003 | Base | 22099 |
| 3.0L L6 2985cc | 1975-1977 | | 22071 |
| 3.0L L6 2985cc 182 CID | 1978-2009 | | 22071 |
| 3.0L V8 2997cc | 1994-1995 | Base | 22099 |
| 533I | | | |
| 3.2L L6 3210cc | 1983-1984 | Base | 22071 |
| 535I | | | |
| 3.5L L6 3430cc | 1985-1988 | Base | 22071 |
| 3.5L L6 3430cc | 1989-1993 | Base | 22099 |
| 535IS | | | |
| 3.5L L6 3430cc | 1988 | Base | 22071 |
| 540I | | | |
| 4.0L V8 3982cc | 1994-1995 | Base | 22099 |
| 4.4L V8 4398cc | 1997-2003 | Base | 22099 |
| 540I (MEX) | | | |
| 4.0L V8 3982cc 243 CID | 1996-2009 | | 22071 |
| 630CSI | | | |
| 3.0L L6 2985cc | 1977 | | 22071 |

| Engine | Years | Application | USMW |
|-------------------------|-----------|-------------------|-------|
| 633CSI | | | |
| 3.2L L6 3210cc | 1978-1979 | | 22071 |
| 3.2L L6 3210cc | 1980-1984 | Base | 22071 |
| 635CSI | | | |
| 3.5L L6 3430cc | 1985-1989 | Base | 22071 |
| 733I | | | |
| 3.2L L6 3210cc | 1978-1979 | | 22071 |
| 3.2L L6 3210cc | 1980-1984 | Base | 22071 |
| 735I | | | |
| 3.5L L6 3430cc | 1985-1987 | Base | 22071 |
| 3.5L L6 3430cc | 1988-1992 | Base | 22099 |
| 735IL | | | |
| 3.5L L6 3430cc | 1988-1992 | Base | 22099 |
| 740I | | | |
| 4.0L V8 3982cc | 1993-1995 | Base | 22099 |
| 4.4L V8 4398cc | 1997-2001 | Base | 22099 |
| 740IL | | | |
| 4.0L V8 3982cc | 1993-1995 | Base | 22099 |
| 4.4L V8 4398cc | 1996-2001 | Base | 22099 |
| 745I | | | |
| 4.4L V8 4398cc | 2002-2003 | Base | 22099 |
| 745LI | | | |
| 4.4L V8 4398cc | 2002-2003 | Base | 22099 |
| 750IL | | | |
| 5.0L V12 4988cc | 1988-1994 | Base | 22099 |
| 5.4L V12 5379cc | 1995-2001 | Base | 22099 |
| 760I | | | |
| 6.0L V12 5972cc | 2004-2006 | Base | 22099 |
| 760LI | | | |
| 6.0L V12 5972cc | 2003-2008 | Base | 22099 |
| 840CI | | | |
| 4.0L V8 3982cc | 1994-1995 | Base | 22099 |
| 4.4L V8 4398cc | 1996-1997 | Base | 22099 |
| 850CI | | | |
| 5.0L V12 4988cc | 1993-1994 | Base | 22099 |
| 5.4L V12 5379cc | 1995-1997 | Base | 22099 |
| 850CI (MEX) | | | |
| 5.4L V12 5379cc 328 CID | 1998-2009 | | 22071 |
| 850CSI | | | |
| 5.6L V12 5576cc | 1994-1995 | Base | 22099 |
| 850I | | | |
| 5.0L V12 4988cc | 1991-1992 | Base | 22099 |
| 850I (MEX) | | | |
| 5.0L V12 5000cc 305 CID | 1990-2009 | | 22071 |
| L6 | | | |
| 3.5L L6 3430cc | 1987 | Base | 22071 |
| L7 | | | |
| 3.5L L6 3430cc | 1986-1987 | Base | 22071 |
| M3 | | | |
| 2.3L L4 2302cc | 1988-1991 | Base | 22071 |
| 3.0L L6 2990cc | 1995 | Base, Lightweight | 22099 |
| 3.2L L6 3152cc | 1996-1999 | Base | 22099 |
| 3.2L L6 3246cc | 2001-2006 | Base | 22099 |
| M3 (MEX) | | | |
| 3.0L L6 2990cc 182 CID | 1994-2009 | | 22099 |
| M5 | | | |
| 3.5L L6 3453cc | 1988 | Base | 22071 |
| 3.6L L6 3553cc | 1991-1993 | Base | 22099 |
| 5.0L V8 4941cc | 2000-2003 | Base | 22326 |
| M5 (MEX) | | | |
| 4.9L V8 4941cc 301 CID | 1999-2009 | | 22326 |
| M6 | | | |
| 3.5L L6 3453cc | 1987-1988 | Base | 22071 |
| X3 AWD (MEX) | | | |
| 2.5L L6 2494cc 152 CID | 2006-2009 | | 22099 |

FAN CLUTCHES



FAN CLUTCH APPLICATION GUIDE



| Engine | Years | Application | USMW |
|---------------------------|-----------|--|-------|
| BMW (CONT.) | | | |
| X5 | | | |
| 3.0L L6 2979cc | 2001-2006 | 3.0i | 22099 |
| 4.4L V8 4398cc | 2000-2003 | 4.4i | 22099 |
| 4.6L V8 4598cc | 2002-2003 | 4.6is | 22099 |
| Z3 | | | |
| 1.9L L4 1895cc | 1996-1998 | Roadster | 22071 |
| 2.5L L6 2494cc 152 CID | 1999-2002 | Roadster | 22099 |
| 2.8L L6 2793cc | 1997-2000 | Roadster | 22099 |
| 2.8L L6 2793cc | 1999-2000 | Coupe | 22099 |
| 3.0L L6 2979cc | 2001-2002 | Coupe, Roadster | 22099 |
| 3.2L L6 3152cc | 1998-2000 | M Roadster | 22099 |
| 3.2L L6 3152cc | 1999-2000 | M Coupe | 22099 |
| 3.2L L6 3246cc | 2001-2002 | M Coupe, M Roadster | 22099 |
| Z8 | | | |
| 4.8L V8 4837cc | 2003 | Alpina | 22326 |
| 5.0L V8 4941cc | 2000-2003 | Base | 22326 |
| BUICK | | | |
| APOLLO | | | |
| 4.1L L6 250 CID | 1973-1975 | | 22045 |
| 4.1L L6 4097cc 250 CID | 1973-1974 | | 22045 |
| 4.1L L6 4098cc 250 CID | 1973-1974 | | 22045 |
| 4.3L V8 260 CID | 1975 | | 22045 |
| 5.7L V8 350 CID | 1973-1975 | | 22045 |
| 5.7L V8 5736cc 350 CID | 1973-1974 | | 22045 |
| CENTURION | | | |
| 5.7L V8 350 CID | 1973 | | 22045 |
| 5.7L V8 5736cc 350 CID | 1973 | | 22045 |
| 7.5L V8 455 CID | 1971-1973 | | 22045 |
| 7.5L V8 7456cc 455 CID | 1971-1973 | | 22045 |
| CENTURY | | | |
| 3.2L V6 196 CID | 1978-1979 | | 22043 |
| 3.8L V6 231 CID | 1975-1977 | | 22043 |
| 3.8L V6 3800cc 231 CID | 1980 | Base, Estate, Limited, Sport, | 22043 |
| 3.8L V6 3800cc 231 CID | 1981 | Base, Estate, Limited, Sport; Exc.Air Cond | 22049 |
| 3.8L V6 3800cc 231 CID | 1981 | Base, Limited, Sport; For A/C Belt | 22043 |
| 3.8L V6 3800cc 231 CID | 1978-1979 | | 22043 |
| 3.8L V6 3800cc 231 CID | 1980-1981 | Estate | 22043 |
| 4.3L V8 265 CID | 1980 | Base, Estate, Limited | 22045 |
| 4.3L V8 265 CID | 1981 | Base, Estate, Limited, Sport; Exc.Air Cond | 22043 |
| 4.3L V8 265 CID | 1981 | Base, Estate, Limited, Sport; Exc.Heavy Duty Cooling; For A/C Belt | 22045 |
| 4.3L V8 265 CID | 1981 | Base, Estate, Limited, Sport; For A/C Belt; Heavy Duty Cooling | 22049 |
| 4.9L V8 301 CID | 1979 | | 22043 |
| 4.9L V8 301 CID | 1980 | Base, Estate, Limited, Sport; Exc.Air Cond | 22043 |
| 4.9L V8 301 CID | 1980 | Base, Estate, Limited, Sport; For A/C Belt | 22049 |
| 5.0L V8 305 CID | 1977 | | 22054 |
| 5.0L V8 305 CID | 1980 | Base, Estate, Limited; Exc.Air Cond | 22043 |
| 5.0L V8 305 CID | 1980 | Base; Exc.Heavy Duty Cooling; For A/C Belt | 22045 |
| 5.0L V8 305 CID | 1980 | Base; For A/C Belt; Heavy Duty Cooling | 22045 |
| 5.0L V8 305 CID | 1980 | Estate; Exc.Heavy Duty Cooling; For A/C Belt | 22045 |
| 5.0L V8 305 CID | 1980 | Estate; For A/C Belt; Heavy Duty Cooling | 22045 |
| 5.0L V8 305 CID | 1980 | Limited; Exc.Heavy Duty Cooling; For A/C Belt | 22045 |
| 5.0L V8 305 CID | 1980 | Limited; For A/C Belt; Heavy Duty Cooling | 22045 |
| 5.0L V8 305 CID | 1977-1979 | | 22043 |
| 5.7L V8 350 CID | 1981 | Base, Estate, Limited; Exc.Heavy Duty Cooling | 22049 |
| 5.7L V8 350 CID | 1981 | Base, Estate, Limited; Heavy Duty Cooling | 22045 |
| 5.7L V8 350 CID | 1975-1979 | | 22043 |
| 5.7L V8 5736cc 350 CID | 1973-1974 | | 22043 |
| 6.6L V8 403 CID | 1977 | | 22054 |
| 7.5L V8 7456cc 455 CID | 1973-1974 | | 22043 |
| COMMERCIAL CHASSIS | | | |
| 5.0L V8 305 CID | 1991 | | 22145 |
| 5.7L V8 350 CID | 1994 | | 22045 |
| 5.7L V8 350 CID | 1992-1993 | | 22145 |
| 5.7L V8 350 CID | 1995-1996 | Base | 22045 |

| Engine | Years | Application | USMW |
|----------------------------------|-----------|--|-------|
| ELECTRA | | | |
| 4.1L V6 252 CID | 1980-1984 | Limited, Park Avenue | 22049 |
| 4.9L V8 301 CID | 1980 | Estate Wagon; Exc.Air Cond | 22043 |
| 4.9L V8 301 CID | 1980 | Estate Wagon; For A/C Belt | 22049 |
| 5.0L V8 307 CID | 1981 | Estate Wagon, Limited, Park Avenue; Code OM | 22045 |
| 5.0L V8 307 CID | 1981 | Estate Wagon; Code OJ,OS | 22049 |
| 5.0L V8 307 CID | 1981 | Estate Wagon; Code OS | 22049 |
| 5.0L V8 307 CID | 1981 | Limited; Code OJ,OS | 22049 |
| 5.0L V8 307 CID | 1981 | Limited; Code OS | 22049 |
| 5.0L V8 307 CID | 1981 | Park Avenue; Code OJ,OS | 22049 |
| 5.0L V8 307 CID | 1981 | Park Avenue; Code OS | 22049 |
| 5.0L V8 307 CID | 1982-1984 | Estate Wagon, Limited, Park Avenue; Drive Ratio 2.73 | 22049 |
| 5.0L V8 307 CID | 1982-1984 | Estate Wagon, Limited, Park Avenue; Drive Ratio 3.08; Drive Ratio 3.23 | 22045 |
| 5.0L V8 307 CID | 1985-1989 | Estate Wagon | 22049 |
| 5.7L V8 350 CID | 1980 | Estate Wagon, Limited, Park Avenue | 22041 |
| 5.7L V8 350 CID | 1980 | Estate Wagon, Limited, Park Avenue; Exc.Air Cond | 22045 |
| 5.7L V8 350 CID | 1980 | Estate Wagon, Limited, Park Avenue; For A/C Belt | 22043 |
| 5.7L V8 350 CID | 1978-1979 | Park Avenue | 22045 |
| 5.7L V8 350 CID | 1980-1983 | Limited, Park Avenue; Exc.Heavy Duty Cooling | 22049 |
| 5.7L V8 350 CID | 1980-1983 | Limited, Park Avenue; Heavy Duty Cooling | 22045 |
| 5.7L V8 350 CID | 1980-1985 | Estate Wagon; Exc.Heavy Duty Cooling | 22049 |
| 5.7L V8 350 CID | 1980-1985 | Estate Wagon; Heavy Duty Cooling | 22045 |
| 5.7L V8 5736cc 350 CID | 1977 | | 22043 |
| 5.7L V8 5736cc 350 CID | 1978-1979 | 225, Limited | 22043 |
| 6.6L V8 403 CID | 1977-1979 | | 22045 |
| 6.6L V8 6572cc 401 CID | 1959-1966 | | 22045 |
| 7.0L V8 6966cc 425 CID | 1964-1966 | | 22045 |
| 7.0L V8 7047cc 430 CID | 1967-1969 | | 22045 |
| 7.5L V8 455 CID | 1975-1976 | | 22043 |
| 7.5L V8 7456cc 455 CID | 1970-1974 | | 22043 |
| ELECTRA PARK AVENUE ULTRA | | | |
| 3.8L V6 3786cc 231 CID | 1989-1990 | Park Avenue Ultra | 22043 |
| ESTATE WAGON | | | |
| 4.9L V8 301 CID | 1980 | Base; Exc.Air Cond | 22043 |
| 4.9L V8 301 CID | 1980 | Base; For A/C Belt | 22049 |
| 4.9L V8 4917cc 300 CID | 1964 | | 22043 |
| 5.0L V8 307 CID | 1981 | Base; Code OJ,OS | 22049 |
| 5.0L V8 307 CID | 1981 | Base; Code OM | 22045 |
| 5.0L V8 307 CID | 1982-1983 | Base; Drive Ratio 2.73 | 22049 |
| 5.0L V8 307 CID | 1982-1983 | Base; Drive Ratio 3.08; Drive Ratio 3.23 | 22045 |
| 5.7L V8 350 CID | 1980 | Base | 22041 |
| 5.7L V8 350 CID | 1980 | Base; Exc.Air Cond | 22045 |
| 5.7L V8 350 CID | 1980 | Base; For A/C Belt | 22043 |
| 5.7L V8 350 CID | 1977-1979 | | 22043 |
| 5.7L V8 350 CID | 1980-1983 | Base; Exc.Heavy Duty Cooling | 22049 |
| 5.7L V8 350 CID | 1980-1983 | Base; Heavy Duty Cooling | 22045 |
| 5.7L V8 5736cc 350 CID | 1970-1973 | | 22043 |
| 6.6L V8 403 CID | 1977-1979 | | 22045 |
| 7.5L V8 455 CID | 1974-1976 | | 22043 |
| 7.5L V8 7456cc 455 CID | 1970-1974 | | 22043 |
| GRAN SPORT | | | |
| 5.7L V8 5736cc 350 CID | 1968-1972 | | 21049 |
| 6.6L V8 401 CID | 1965-1966 | | 22045 |
| 6.6L V8 6555cc 400 CID | 1965-1967 | | 22045 |
| GS 400 | | | |
| 6.6L V8 400 CID | 1968-1969 | | 22045 |
| 6.6L V8 6555cc 400 CID | 1968-1969 | | 22045 |
| GS 455 | | | |
| 7.5L V8 455 CID | 1970-1972 | | 22045 |
| 7.5L V8 7456cc 455 CID | 1970-1972 | | 22045 |
| INVICTA | | | |
| 6.6L V8 6572cc 401 CID | 1959-1962 | | 22045 |
| 6.6L V8 6572cc 401 CID | 1963-1972 | | 22045 |
| LESABRE | | | |
| 3.8L V6 231 CID | 1976-1977 | | 22043 |
| 3.8L V6 3800cc 231 CID | 1980 | Base, Limited, Sport; Exc.Air Cond | 22043 |

| Engine | Years | Application | USMW |
|------------------------|-----------|---|-------|
| BUICK (CONT.) | | | |
| LESABRE (CONT.) | | | |
| 3.8L V6 3800cc 231 CID | 1981 | Base, Limited, Sport; Exc.Air Cond | 22049 |
| 3.8L V6 3800cc 231 CID | 1982 | Limited Edition F/E | 22049 |
| 3.8L V6 3800cc 231 CID | 1985 | Collector's Edition | 22049 |
| 3.8L V6 3800cc 231 CID | 1977-1979 | | 22043 |
| 3.8L V6 3800cc 231 CID | 1980-1981 | Base, Limited, Sport; For A/C Belt | 22043 |
| 3.8L V6 3800cc 231 CID | 1982-1985 | Custom, Limited | 22049 |
| 4.1L V6 252 CID | 1981 | Sport | 22043 |
| 4.1L V6 252 CID | 1982 | Limited Edition F/E | 22049 |
| 4.1L V6 252 CID | 1980-1981 | Base, Limited | 22043 |
| 4.1L V6 252 CID | 1982-1984 | Custom, Limited | 22049 |
| 4.9L V8 300 CID | 1965 | | 22043 |
| 4.9L V8 301 CID | 1980 | Base, Limited; Exc.Air Cond | 22043 |
| 4.9L V8 301 CID | 1980 | Base, Limited; For A/C Belt | 22049 |
| 4.9L V8 301 CID | 1977-1979 | | 22043 |
| 4.9L V8 4917cc 300 CID | 1964-1965 | | 22043 |
| 5.0L V8 305 CID | 1978 | | 22043 |
| 5.0L V8 307 CID | 1981 | Base, Limited, Sport; Code OJ,OS | 22049 |
| 5.0L V8 307 CID | 1981 | Base, Limited, Sport; Code OM | 22045 |
| 5.0L V8 307 CID | 1982 | Limited Edition F/E; Drive Ratio 2.73 | 22049 |
| 5.0L V8 307 CID | 1982 | Limited Edition F/E; Drive Ratio 3.08; Drive Ratio 3.23 | 22045 |
| 5.0L V8 307 CID | 1985 | Collector's Edition, Custom, Estate Wagon, Limited | 22049 |
| 5.0L V8 307 CID | 1982-1984 | Custom, Limited; Drive Ratio 2.73 | 22049 |
| 5.0L V8 307 CID | 1982-1984 | Custom, Limited; Drive Ratio 3.08; Drive Ratio 3.23 | 22045 |
| 5.0L V8 307 CID | 1986-1987 | Estate Wagon; Code OJ,OL | 22049 |
| 5.0L V8 307 CID | 1986-1987 | Estate Wagon; Code OM | 22045 |
| 5.0L V8 307 CID | 1988-1990 | Estate Wagon; Drive Ratio 2.94 | 22049 |
| 5.0L V8 307 CID | 1988-1990 | Estate Wagon; Drive Ratio 3.23 | 22045 |
| 5.6L V8 5573cc 340 CID | 1966-1972 | Base, | 21049 |
| 5.7L V8 350 CID | 1980 | Base, Limited | 22041 |
| 5.7L V8 350 CID | 1980 | Base, Limited; Exc.Air Cond | 22045 |
| 5.7L V8 350 CID | 1980 | Base, Limited; For A/C Belt | 22043 |
| 5.7L V8 350 CID | 1981 | Sport; Exc.Heavy Duty Cooling | 22049 |
| 5.7L V8 350 CID | 1981 | Sport; Heavy Duty Cooling | 22045 |
| 5.7L V8 350 CID | 1982 | Limited Edition F/E; Exc.Heavy Duty Cooling | 22049 |
| 5.7L V8 350 CID | 1982 | Limited Edition F/E; Heavy Duty Cooling | 22045 |
| 5.7L V8 350 CID | 1985 | Collector's Edition, Custom, Estate Wagon, Limited | 22049 |
| 5.7L V8 350 CID | 1985 | Collector's Edition, Estate Wagon; Heavy Duty Cooling | 22045 |
| 5.7L V8 350 CID | 1975-1979 | | 22043 |
| 5.7L V8 350 CID | 1980-1981 | Base; Exc.Heavy Duty Cooling | 22049 |
| 5.7L V8 350 CID | 1980-1981 | Base; Heavy Duty Cooling | 22045 |
| 5.7L V8 350 CID | 1980-1984 | Limited; Exc.Heavy Duty Cooling | 22049 |
| 5.7L V8 350 CID | 1980-1985 | Limited; Heavy Duty Cooling | 22045 |
| 5.7L V8 350 CID | 1982-1984 | Custom; Exc.Heavy Duty Cooling | 22049 |
| 5.7L V8 350 CID | 1982-1985 | Custom; Heavy Duty Cooling | 22045 |
| 5.7L V8 5736cc 350 CID | 1968-1974 | | 22043 |
| 6.6L V8 400 CID | 1975 | | 22045 |
| 6.6L V8 403 CID | 1977-1978 | | 22045 |
| 6.6L V8 6572cc 401 CID | 1962-1964 | | 22045 |
| 7.0L V8 6966cc 425 CID | 1964 | | 22045 |
| 7.5L V8 455 CID | 1975-1976 | | 22043 |
| 7.5L V8 7456cc 455 CID | 1970-1974 | | 22043 |
| RAINIER | | | |
| 4.2L L6 256 CID | 2004-2005 | CXL Plus | 22310 |
| 4.2L L6 256 CID | 2004-2007 | CXL | 22310 |
| 5.3L V8 5328cc 325 CID | 2004-2005 | CXL Plus | 22310 |
| 5.3L V8 5328cc 325 CID | 2004-2007 | CXL | 22310 |
| REGAL | | | |
| 3.2L V6 196 CID | 1978-1979 | | 22043 |
| 3.8L V6 231 CID | 1975-1977 | | 22043 |
| 3.8L V6 3800cc 231 CID | 1981 | Base, Limited, Sport | 22049 |
| 3.8L V6 3800cc 231 CID | 1982 | Sport | 22049 |
| 3.8L V6 3800cc 231 CID | 1987 | | 22049 |
| 3.8L V6 3800cc 231 CID | 1978-1979 | Turbocharged, | 22043 |
| 3.8L V6 3800cc 231 CID | 1980-1981 | Base, Limited, Sport | 22043 |

| Engine | Years | Application | USMW |
|------------------------|-----------|---|-------|
| 3.8L V6 3800cc 231 CID | 1982-1983 | Estate Wagon | 22049 |
| 3.8L V6 3800cc 231 CID | 1982-1986 | Limited | 22049 |
| 3.8L V6 3800cc 231 CID | 1982-1987 | Base | 22049 |
| 3.8L V6 3800cc 231 CID | 1983-1985 | T-Type | 22049 |
| 3.8L V6 3800cc 231 CID | 1984-1985 | Grand National | 22049 |
| 4.1L V6 252 CID | 1982 | Limited Turbo | 22049 |
| 4.1L V6 252 CID | 1982-1983 | Estate Wagon | 22049 |
| 4.1L V6 252 CID | 1982-1984 | Base, Limited | 22049 |
| 4.3L V6 260 CID | 1982-1984 | Base, Limited | 22049 |
| 4.3L V8 265 CID | 1980 | Base, Limited | 22045 |
| 4.3L V8 265 CID | 1981 | Base, Limited; Exc.Air Cond | 22043 |
| 4.3L V8 265 CID | 1981 | Base, Limited; Exc.Heavy Duty Cooling; For A/C Belt | 22045 |
| 4.3L V8 265 CID | 1981 | Base, Limited; For A/C Belt; Heavy Duty Cooling | 22049 |
| 4.9L V8 301 CID | 1979 | | 22043 |
| 4.9L V8 301 CID | 1980 | Base, Limited; Exc.Air Cond | 22043 |
| 4.9L V8 301 CID | 1980 | Base, Limited; For A/C Belt | 22049 |
| 5.0L V8 305 CID | 1980 | Base, Limited; Exc.Air Cond | 22043 |
| 5.0L V8 305 CID | 1980 | Base, Limited; For A/C Belt | 22045 |
| 5.0L V8 305 CID | 1977-1979 | | 22043 |
| 5.0L V8 307 CID | 1986-1987 | Base, Limited | 22049 |
| 5.0L V8 4998cc 305 CID | 1986-1972 | Base, Limited | 22049 |
| 5.7L V8 350 CID | 1985 | Base | 22049 |
| 5.7L V8 350 CID | 1985 | Base; Exc.Heavy Duty Cooling | 22049 |
| 5.7L V8 350 CID | 1985 | Base; Heavy Duty Cooling | 22045 |
| 5.7L V8 350 CID | 1975-1977 | | 22043 |
| 5.7L V8 350 CID | 1982-1983 | Base, Estate Wagon, Limited; Exc.Heavy Duty Cooling | 22049 |
| 5.7L V8 350 CID | 1982-1983 | Base, Estate Wagon, Limited; Heavy Duty Cooling | 22045 |
| 5.7L V8 5736cc 350 CID | 1973-1974 | | 22043 |
| 7.5L V8 7456cc 455 CID | 1973-1974 | | 22043 |
| RIVIERA | | | |
| 3.8L V6 3800cc 231 CID | 1979 | | 22043 |
| 3.8L V6 3800cc 231 CID | 1980 | Base, S | 22043 |
| 3.8L V6 3800cc 231 CID | 1981 | Base, T-Type; Exc.Air Cond | 22049 |
| 3.8L V6 3800cc 231 CID | 1981 | T-Type; For A/C Belt | 22043 |
| 3.8L V6 3800cc 231 CID | 1980-1981 | Base | 22043 |
| 3.8L V6 3800cc 231 CID | 1982-1985 | T-Type | 22049 |
| 3.8L V6 3800cc 231 CID | 1984-1985 | Base, Luxury | 22049 |
| 4.1L V6 252 CID | 1981 | Base, T-Type | 22043 |
| 4.1L V6 252 CID | 1982 | Limited Edition | 22049 |
| 4.1L V6 252 CID | 1983 | XX Anniversary Edition | 22049 |
| 4.1L V6 252 CID | 1982-1984 | Base | 22049 |
| 4.1L V6 252 CID | 1983-1984 | Luxury | 22049 |
| 5.0L V8 307 CID | 1980 | Base, S | 22045 |
| 5.0L V8 307 CID | 1981 | Base, T-Type; Code OM | 22045 |
| 5.0L V8 307 CID | 1981 | Base; Code OJ,OS | 22049 |
| 5.0L V8 307 CID | 1981 | Base; Code OS | 22049 |
| 5.0L V8 307 CID | 1981 | T-Type; Code OJ,OS | 22049 |
| 5.0L V8 307 CID | 1981 | T-Type; Code OS | 22049 |
| 5.0L V8 307 CID | 1982 | Limited Edition | 22049 |
| 5.0L V8 307 CID | 1983 | XX Anniversary Edition | 22049 |
| 5.0L V8 307 CID | 1982-1985 | Base | 22049 |
| 5.0L V8 307 CID | 1983-1985 | Luxury | 22049 |
| 5.7L V8 350 CID | 1980 | Base, S | 22041 |
| 5.7L V8 350 CID | 1982 | Limited Edition; Exc.Heavy Duty Cooling | 22049 |
| 5.7L V8 350 CID | 1982 | Limited Edition; Heavy Duty Cooling | 22045 |
| 5.7L V8 350 CID | 1983 | XX Anniversary Edition; Exc.Heavy Duty Cooling | 22049 |
| 5.7L V8 350 CID | 1983 | XX Anniversary Edition; Heavy Duty Cooling | 22045 |
| 5.7L V8 350 CID | 1977-1979 | | 22043 |
| 5.7L V8 350 CID | 1981-1985 | Base; Exc.Heavy Duty Cooling | 22049 |
| 5.7L V8 350 CID | 1981-1985 | Base; Heavy Duty Cooling | 22045 |
| 5.7L V8 350 CID | 1983-1985 | Luxury; Exc.Heavy Duty Cooling | 22049 |
| 5.7L V8 350 CID | 1983-1985 | Luxury; Heavy Duty Cooling | 22045 |
| 6.6L V8 403 CID | 1977-1978 | | 22045 |
| 6.6L V8 6572cc 401 CID | 1963-1965 | | 22045 |
| 7.0L V8 425 CID | 1965-1966 | | 22045 |
| 7.0L V8 430 CID | 1968-1969 | | 22045 |
| 7.0L V8 6966cc 425 CID | 1963-1966 | | 22045 |

| Engine | Years | Application | USMW |
|---------------------------|-----------|--|-------|
| BUICK (CONT.) | | | |
| RIVIERA (CONT.) | | | |
| 7.0L V8 7047cc 430 CID | 1967-1969 | | 22045 |
| 7.5L V8 455 CID | 1971-1976 | | 22043 |
| 7.5L V8 7456cc 455 CID | 1970-1974 | | 22043 |
| ROADMASTER | | | |
| 5.0L V8 305 CID | 1991 | Estate Wagon | 22145 |
| 5.7L V8 350 CID | 1996 | Collector's Edition, Estate Wagon Collector's Edition, Limited Collector's Edition | 22045 |
| 5.7L V8 350 CID | 1992-1993 | Base, Estate Wagon, Limited | 22145 |
| 5.7L V8 350 CID | 1994-1995 | Base, Estate Wagon, Limited | 22045 |
| SKYHAWK | | | |
| 3.8L V6 231 CID | 1975-1978 | | 22042 |
| 3.8L V6 3800cc 231 CID | 1980 | Base, Designers' Accent Edition, Road Hawk, S | 22043 |
| 3.8L V6 3800cc 231 CID | 1978-1979 | | 22042 |
| SKYLARK | | | |
| 3.8L V6 231 CID | 1975-1977 | | 22043 |
| 3.8L V6 3800cc 231 CID | 1978-1979 | | 22043 |
| 4.1L L6 4097cc 250 CID | 1968-1971 | | 22043 |
| 4.1L L6 4098cc 250 CID | 1968-1971 | | 22043 |
| 4.3L V8 260 CID | 1975-1976 | | 22045 |
| 4.9L V8 301 CID | 1977 | | 22043 |
| 4.9L V8 4917cc 300 CID | 1964-1967 | | 22043 |
| 5.0L V8 305 CID | 1977-1979 | | 22043 |
| 5.7L V8 350 CID | 1970-1979 | | 22043 |
| 5.7L V8 5736cc 350 CID | 1968-1972 | | 22043 |
| 6.6L V8 401 CID | 1965-1966 | | 22045 |
| 6.6L V8 6555cc 400 CID | 1965-1966 | | 22045 |
| 7.5L V8 7456cc 455 CID | 1970-1972 | | 22043 |
| SPECIAL | | | |
| 3.7L L6 3688cc 225 CID | 1965-1967 | | 22043 |
| 4.1L L6 4097cc 250 CID | 1968 | | 22011 |
| 4.1L L6 4097cc 250 CID | 1969 | | 22043 |
| 4.1L L6 4098cc 250 CID | 1968 | | 22011 |
| 4.1L L6 4098cc 250 CID | 1969 | | 22043 |
| 4.9L V8 4917cc 300 CID | 1964-1967 | | 22043 |
| 5.7L V8 5736cc 350 CID | 1968-1969 | | 22043 |
| WILDCAT | | | |
| 6.6L V8 401 CID | 1965-1966 | | 22045 |
| 6.6L V8 6572cc 401 CID | 1963-1966 | | 22045 |
| 7.0L V8 425 CID | 1965-1966 | | 22045 |
| 7.0L V8 430 CID | 1967-1969 | | 22045 |
| 7.0L V8 6966cc 425 CID | 1964-1966 | | 22045 |
| 7.0L V8 7047cc 430 CID | 1967-1969 | | 22045 |
| 7.5L V8 455 CID | 1970 | | 22045 |
| 7.5L V8 7456cc 455 CID | 1970 | | 22045 |
| CADILLAC | | | |
| 75 LIMOUSINE | | | |
| 4.1L V8 4133cc 252 CID | 1985-1967 | 75, 75 Formal | 22043 |
| BROUGHAM | | | |
| 5.0L V8 305 CID | 1991-1992 | Base, d'Elegance | 22145 |
| 5.0L V8 307 CID | 1987 | Base, d'Elegance, Base, d'Elegance | 22049 |
| 5.0L V8 307 CID | 1988-1990 | Base, d'Elegance | 22043 |
| 5.7L V8 350 CID | 1990-1992 | Base, d'Elegance | 22145 |
| CALAIS | | | |
| 7.0L V8 7031cc 429 CID | 1965-1967 | | 22045 |
| 7.7L V8 472 CID | 1968-1974 | | 22045 |
| 7.7L V8 7735cc 472 CID | 1968-1974 | | 22045 |
| 8.2L V8 500 CID | 1975-1976 | | 22045 |
| COMMERCIAL CHASSIS | | | |
| 5.7L V8 350 CID | 1992-1993 | Brougham | 22145 |
| 5.7L V8 350 CID | 1994-1996 | Base, Brougham | 22045 |
| 6.0L V8 368 CID | 1980 | Base | 22043 |
| 6.0L V8 368 CID | 1981-1984 | Base | 22041 |
| 7.0L V8 425 CID | 1977-1979 | | 22041 |

| Engine | Years | Application | USMW |
|------------------------|-----------|---|-------|
| DEVILLE | | | |
| 4.1L V6 252 CID | 1982 | Base, Cabriolet, d'Elegance; Code KC | 22041 |
| 4.1L V6 252 CID | 1982 | Base, Cabriolet, d'Elegance; Code KM | 22043 |
| 4.1L V6 252 CID | 1980-1981 | Base, Cabriolet, d'Elegance | 22041 |
| 4.1L V8 250 CID | 1984 | Base, Cabriolet, d'Elegance | 22026 |
| 4.1L V8 250 CID | 1982-1983 | Base, Cabriolet, d'Elegance | 22045 |
| 4.1L V8 4133cc 252 CID | 1986-1967 | | 22043 |
| 4.1L V8 4133cc 252 CID | 1987-1967 | | 22026 |
| 4.9L V8 4917cc 300 CID | 1991-1992 | | 22145 |
| 5.7L V8 350 CID | 1979 | | 22041 |
| 5.7L V8 350 CID | 1982 | Base, Cabriolet, d'Elegance | 22049 |
| 5.7L V8 350 CID | 1983 | Base, Cabriolet, d'Elegance; Code KX | 22043 |
| 5.7L V8 350 CID | 1983 | Base, Cabriolet, d'Elegance; Code MA | 22049 |
| 5.7L V8 350 CID | 1980-1984 | Base, Cabriolet, d'Elegance | 22043 |
| 6.0L V8 368 CID | 1980 | Base, Cabriolet, d'Elegance | 22043 |
| 6.0L V8 368 CID | 1981 | Base, Cabriolet, d'Elegance | 22042 |
| 7.0L V8 425 CID | 1977-1979 | | 22041 |
| 7.0L V8 7031cc 429 CID | 1964-1967 | | 22045 |
| 7.7L V8 472 CID | 1968-1974 | | 22045 |
| 7.7L V8 7735cc 472 CID | 1968-1974 | | 22045 |
| 8.2L V8 500 CID | 1975-1976 | | 22045 |
| ELDORADO | | | |
| 4.1L V6 252 CID | 1981 | Brougham d'Elegance | 22049 |
| 4.1L V6 252 CID | 1982 | Touring | 22049 |
| 4.1L V6 252 CID | 1981-1982 | Base, Biarritz, Cabriolet | 22049 |
| 4.1L V8 250 CID | 1982-1985 | Base, Biarritz, Cabriolet, Touring | 22045 |
| 5.7L V8 350 CID | 1979 | | 22041 |
| 5.7L V8 350 CID | 1981 | Brougham d'Elegance | 22043 |
| 5.7L V8 350 CID | 1980-1981 | Base, Biarritz, Cabriolet | 22043 |
| 5.7L V8 350 CID | 1982-1983 | Base, Biarritz, Cabriolet, Touring | 22049 |
| 5.7L V8 350 CID | 1984-1985 | Base, Cabriolet, Touring | 22049 |
| 6.0L V8 368 CID | 1981 | Brougham d'Elegance | 22043 |
| 6.0L V8 368 CID | 1980-1981 | Base, Biarritz, Cabriolet | 22043 |
| 7.0L V8 425 CID | 1977-1978 | | 22041 |
| 7.0L V8 429 CID | 1964 | | 22045 |
| 7.0L V8 7031cc 429 CID | 1964-1967 | | 22045 |
| 7.7L V8 7736cc 472 CID | 1968-1969 | | 21049 |
| 8.2L V8 500 CID | 1970-1976 | | 22045 |
| 8.2L V8 8193cc 500 CID | 1970-1974 | | 22045 |
| 8.2L V8 8195cc 500 CID | 1972-1974 | | 22045 |
| ESCALADE | | | |
| 5.3L V8 5328cc 325 CID | 2005 | Base | 22158 |
| 5.3L V8 5328cc 325 CID | 2002-2004 | Base; Automatic Temperature Controls | 22158 |
| 5.3L V8 5328cc 325 CID | 2002-2004 | Base; Manual Temperature Controls | 22157 |
| 5.7L V8 350 CID | 1999-2000 | Base; Exc.Air Cond | 22162 |
| 5.7L V8 350 CID | 1999-2000 | Base; For A/C Belt | 22158 |
| 6.0L V8 5967cc 364 CID | 2002-2006 | Base | 22158 |
| ESCALADE ESV | | | |
| 6.0L V8 5967cc 364 CID | 2003-2006 | Base | 22158 |
| ESCALADE EXT | | | |
| 6.0L V8 5967cc 364 CID | 2002-2006 | Base | 22158 |
| FLEETWOOD | | | |
| 4.1L V6 252 CID | 1980-1982 | Brougham, Brougham d'Elegance | 22041 |
| 4.1L V8 250 CID | 1982-1983 | Brougham, Brougham d'Elegance | 22045 |
| 4.1L V8 250 CID | 1984-1985 | Brougham, Brougham d'Elegance | 22026 |
| 5.0L V8 307 CID | 1986 | Brougham, Brougham d'Elegance; Code KX | 22043 |
| 5.0L V8 307 CID | 1986 | Brougham, Brougham d'Elegance; Code TS | 22049 |
| 5.7L V8 350 CID | 1979 | | 22041 |
| 5.7L V8 350 CID | 1993 | Base, Brougham | 22145 |
| 5.7L V8 350 CID | 1980-1981 | Brougham, Brougham d'Elegance | 22042 |
| 5.7L V8 350 CID | 1982-1985 | Brougham, Brougham d'Elegance | 22043 |
| 5.7L V8 350 CID | 1994-1996 | Base, Brougham | 22045 |
| 6.0L V8 368 CID | 1980 | Base, Brougham, Brougham d'Elegance, Formal | 22043 |
| 6.0L V8 368 CID | 1981 | Base, Brougham, Brougham d'Elegance | 22042 |
| 6.0L V8 368 CID | 1982 | Base | 22041 |
| 6.0L V8 368 CID | 1981-1984 | Formal | 22042 |
| 6.0L V8 368 CID | 1983-1984 | Base | 22042 |
| 7.0L V8 425 CID | 1977-1979 | | 22041 |

| Engine | Years | Application | USMW |
|-----------------------------|-----------|---------------------------------|-------|
| CADILLAC (CONT.) | | | |
| FLEETWOOD (CONT.) | | | |
| 7.0L V8 7031cc 429 CID | 1965-1967 | 60 Special, 75 | 22026 |
| 7.7L V8 472 CID | 1968-1970 | 60 Special | 22045 |
| 7.7L V8 472 CID | 1968-1974 | 75 | 22045 |
| 7.7L V8 7735cc 472 CID | 1968-1970 | 60 Special | 22045 |
| 7.7L V8 7735cc 472 CID | 1968-1974 | 75 | 22045 |
| 8.2L V8 500 CID | 1976 | 75 | 22045 |
| 8.2L V8 500 CID | 1976 | Brougham | 22045 |
| FLEETWOOD BROUGHAM | | | |
| 7.7L V8 7736cc 472 CID | 1971-1972 | 60 Special | 22051 |
| 7.7L V8 7736cc 472 CID | 1973-1974 | 60 Special, 60 Special Brougham | 22051 |
| 8.2L V8 8195cc 500 CID | 1975 | 60 Special Brougham | 22051 |
| SEVILLE | | | |
| 4.1L V6 252 CID | 1981 | Base, Elegante | 22043 |
| 4.1L V6 252 CID | 1982 | Base, Elegante | 22049 |
| 4.1L V8 250 CID | 1982-1985 | Base, Elegante | 22045 |
| 5.7L V8 350 CID | 1977-1979 | | 22041 |
| 5.7L V8 350 CID | 1980-1981 | Base, Elegante | 22043 |
| 5.7L V8 350 CID | 1982-1985 | Base, Elegante | 22049 |
| 5.7L V8 5736cc 350 CID | 1976 | | 21049 |
| 6.0L V8 368 CID | 1980-1981 | Base, Elegante | 22043 |
| SRX | | | |
| 3.6L V6 217 CID | 2004-2006 | Base | 22632 |
| 4.6L V8 281 CID | 2004-2009 | Base | 22632 |
| STS | | | |
| 3.6L V6 217 CID | 2005-2006 | Base | 22632 |
| 4.6L V8 281 CID | 2005-2010 | Base | 22632 |
| 4.6L V8 281 CID | 2008-2009 | Platinum | 22632 |
| CHECKER | | | |
| DELUXE LIMO | | | |
| 5.7L V8 5737cc 350 CID | 1969 | | 21049 |
| DELUXE SEDAN | | | |
| 5.7L V8 5737cc 350 CID | 1969 | | 21049 |
| MARATHON | | | |
| 3.8L L6 3753cc 229 CID | 1980-1982 | Base | 21043 |
| 3.8L L6 3753cc 229 CID | 1980-1982 | Base | 21049 |
| 3.8L L6 3770cc 230 CID | 1965-1982 | Base | 21049 |
| 4.1L L6 4100cc 250 CID | 1975-1982 | Aerobus, Base | 21049 |
| 4.1L L6 4100cc 250 CID | 1976-1979 | Base | 21049 |
| 4.4L V8 4376cc 267 CID | 1982 | | 21049 |
| 4.4L V8 4376cc 267 CID | 1980-1981 | Base | 21049 |
| 5.0L V8 4998cc 305 CID | 1981 | Base | 21049 |
| 5.0L V8 5000cc 305 CID | 1977-1980 | Base | 21049 |
| 5.7L V8 5736cc 350 CID | 1982 | | 21049 |
| 5.7L V8 5736cc 350 CID | 1980-1981 | Base | 21049 |
| 5.7L V8 5737cc 350 CID | 1977-1979 | Base | 21049 |
| MARATHON DELUX LIMO | | | |
| 4.1L L6 4100cc 250 CID | 1971-1979 | Deluxe | 21049 |
| 5.7L V8 5737cc 350 CID | 1970-1971 | Deluxe | 21049 |
| MARATHON DELUX SEDAN | | | |
| 5.7L V8 5737cc 350 CID | 1970-1971 | Deluxe | 21049 |
| MARATHON DELUX WAGON | | | |
| 5.7L V8 5737cc 350 CID | 1970 | Deluxe | 21049 |
| MARATHON DELUXE | | | |
| 4.1L L6 4100cc 250 CID | 1972-1974 | Deluxe | 21049 |
| 4.4L V8 4376cc 267 CID | 1980-1981 | Deluxe | 21049 |
| 5.0L V8 4998cc 305 CID | 1981 | Deluxe | 21049 |
| 5.0L V8 5000cc 305 CID | 1977-1980 | Deluxe | 21049 |
| 5.7L V8 5736cc 350 CID | 1980-1981 | Deluxe | 21049 |
| 5.7L V8 5737cc 350 CID | 1972-1979 | Deluxe | 21049 |
| MARATHON LIMO | | | |
| 3.8L L6 3770cc 230 CID | 1966-1979 | Base | 21049 |
| MARATHON SEDAN | | | |
| 3.8L L6 3770cc 230 CID | 1966-1968 | Base | 21049 |
| 4.1L L6 4100cc 250 CID | 1971-1974 | Base | 21049 |

| Engine | Years | Application | USMW |
|------------------------|-----------|---|-------|
| 5.0L V8 5032cc 307 CID | 1968-1974 | Base | 21049 |
| 5.3L V8 5360cc 327 CID | 1968-1969 | Base | 21049 |
| 5.7L V8 5737cc 350 CID | 1969-1974 | Base | 21049 |
| MARATHON WAGON | | | |
| 3.8L L6 3770cc 230 CID | 1967-1968 | Base | 21049 |
| 4.1L L6 4100cc 250 CID | 1971-1974 | Base | 21049 |
| 5.0L V8 5032cc 307 CID | 1968-1974 | Base | 21049 |
| 5.3L V8 5360cc 327 CID | 1968-1969 | Base | 21049 |
| 5.7L V8 5737cc 350 CID | 1969-1974 | Base | 21049 |
| TOWN CUSTOM | | | |
| 3.8L L6 3770cc 230 CID | 1965-1974 | Town Custom | 21049 |
| CHEVROLET | | | |
| 3100 | | | |
| 4.6L V8 4641cc 283 CID | 1958-1974 | 3100, Base | 21049 |
| 4.6L V8 4641cc 283 CID | 1958-1974 | Base | 22049 |
| 3200 | | | |
| 4.6L V8 4641cc 283 CID | 1958-1974 | 3200, Base | 21049 |
| 3600 | | | |
| 4.6L V8 4641cc 283 CID | 1958-1974 | 3600, Base | 21049 |
| ASTRO | | | |
| 2.5L L4 2474cc 151 CID | 1987 | Base, CL, CS, LT; For A/C Belt | 22179 |
| 2.5L L4 2474cc 151 CID | 1985-1986 | Base, CL, CS; For A/C Belt | 22013 |
| 2.5L L4 2474cc 151 CID | 1988-1990 | Base, CL, CS, LT; For A/C Belt | 22147 |
| 4.3L V6 262 CID | 1987 | Base, CL, CS, LT; Exc. Drive Ratio 3.73; For A/C Belt | 22142 |
| 4.3L V6 262 CID | 1987 | LT; Drive Ratio 3.73; For A/C Belt | 22145 |
| 4.3L V6 262 CID | 1985-1986 | Base, CL, CS | 22026 |
| 4.3L V6 262 CID | 1985-1987 | Base, CL, CS; Drive Ratio 3.73; For A/C Belt | 22145 |
| 4.3L V6 262 CID | 1987-1989 | Base, CL, CS, LT; Exc. Air Cond | 22153 |
| 4.3L V6 262 CID | 1988-1989 | Base, CL, CS, LT; Code HE, NP; For A/C Belt | 22142 |
| 4.3L V6 262 CID | 1988-1989 | Base, CL, CS, LT; Code HV, NK; For A/C Belt | 22145 |
| 4.3L V6 262 CID | 1990-1991 | Base, CL, CS, LT; Code DH | 22145 |
| 4.3L V6 262 CID | 1990-1994 | Base, CL, CS, LT; Code GK, HE, SS | 22142 |
| 4.3L V6 262 CID | 1990-1994 | Base, CL, CS, LT; Code HV, NK | 22145 |
| 4.3L V6 262 CID | 1990-1994 | Base, CL, CS, LT; Code NH | 22153 |
| 4.3L V6 262 CID | 1992-1995 | Base, CL, CS, LT | 22145 |
| 4.3L V6 262 CID | 1996-2005 | Base, LS, LT | 22158 |
| AVALANCHE 1500 | | | |
| 5.3L V8 5328cc 325 CID | 2003 | North Face, WBH; Code DL | 22157 |
| 5.3L V8 5328cc 325 CID | 2003 | North Face; Code BF | 22158 |
| 5.3L V8 5328cc 325 CID | 2003 | North Face; Code GFZ | 22158 |
| 5.3L V8 5328cc 325 CID | 2003 | WBH; Code BF | 22158 |
| 5.3L V8 5328cc 325 CID | 2003 | WBH; Code GFZ | 22158 |
| 5.3L V8 5328cc 325 CID | 2004 | Z66; Code BF | 22158 |
| 5.3L V8 5328cc 325 CID | 2004 | Z66; Code DL | 22157 |
| 5.3L V8 5328cc 325 CID | 2004 | Z66; Code GFZ | 22158 |
| 5.3L V8 5328cc 325 CID | 2005 | Base | 22158 |
| 5.3L V8 5328cc 325 CID | 2002-2003 | On Road Edition; Code BF | 22158 |
| 5.3L V8 5328cc 325 CID | 2002-2003 | On Road Edition; Code DL | 22157 |
| 5.3L V8 5328cc 325 CID | 2002-2003 | On Road Edition; Code GFZ | 22158 |
| 5.3L V8 5328cc 325 CID | 2002-2004 | Base, Z71; Code DL | 22157 |
| 5.3L V8 5328cc 325 CID | 2002-2004 | Base; Code BF | 22158 |
| 5.3L V8 5328cc 325 CID | 2002-2004 | Base; Code GFZ | 22158 |
| 5.3L V8 5328cc 325 CID | 2002-2004 | Z71; Code BF | 22158 |
| 5.3L V8 5328cc 325 CID | 2002-2004 | Z71; Code GFZ | 22158 |
| 5.3L V8 5328cc 325 CID | 2005-2006 | LS, LT, Z66, Z71 | 22158 |
| AVALANCHE 2500 | | | |
| 8.1L V8 496 CID | 2002-2004 | Base | 22158 |
| 8.1L V8 496 CID | 2005-2006 | LS, LT | 22158 |
| B60 | | | |
| 6.0L V8 366 CID | 1983-1991 | B6P042 | 22603 |
| B60 B6P042 | | | |
| 7.0L V8 7000cc 427 CID | 1983-1984 | | 22603 |
| 7.0L V8 7000cc 427 CID | 1985-1974 | | 22602 |
| B7 | | | |
| 6.0L V8 366 CID | 1993-1998 | 4 Bolt | 22619 |
| 7.0L V8 6998cc 427 CID | 1994-1998 | 4 Bolt | 22619 |



FAN CLUTCH APPLICATION GUIDE

USMW
Professional Series

| Engine | Years | Application | USMW |
|--------------------------|-----------|-------------|-------|
| CHEVROLET (CONT.) | | | |
| B7 (CONT.) | | | |
| 7.4L V8 454 CID | 1999-2000 | B7T042 | 22631 |
| B7 B7T042 | | | |
| 6.5L V8 6475cc 395 CID | 1997-1998 | | 22630 |
| 8.1L V8 8131cc 496 CID | 2001-2002 | | 22630 |
| BEL AIR | | | |
| 3.8L L6 3769cc 230 CID | 1965 | | 22038 |
| 3.8L L6 3769cc 230 CID | 1963-1965 | | 22045 |
| 3.8L L6 3852cc 235 CID | 1955-1962 | | 22045 |
| 4.1L L6 250 CID | 1968-1969 | | 22045 |
| 4.1L L6 4097cc 250 CID | 1965-1969 | | 22045 |
| 4.1L L6 4098cc 250 CID | 1965-1969 | | 22045 |
| 4.3L L6 4278cc 261 CID | 1959-1960 | | 22045 |
| 4.3L V8 265 CID | 1955-1957 | | 22045 |
| 4.3L V8 4343cc 265 CID | 1955-1957 | | 22045 |
| 4.6L V8 283 CID | 1957 | | 22045 |
| 4.6L V8 4638cc 283 CID | 1957-1967 | | 22045 |
| 5.3L V8 5272cc 322 CID | 1959 | | 22045 |
| 5.3L V8 5358cc 327 CID | 1962-1969 | | 22045 |
| 5.7L V8 350 CID | 1969 | | 22045 |
| 5.7L V8 5704cc 348 CID | 1958-1961 | | 22045 |
| 5.7L V8 5736cc 350 CID | 1969 | | 22045 |
| 6.5L V8 396 CID | 1968-1969 | | 22045 |
| 6.5L V8 6489cc 396 CID | 1965-1969 | | 22045 |
| 6.6L V8 400 CID | 1970-1971 | | 22045 |
| 6.6L V8 402 CID | 1971 | | 22045 |
| 6.6L V8 6555cc 400 CID | 1970-1971 | | 22045 |
| 6.6L V8 6556cc 400 CID | 1970-1971 | | 22045 |
| 6.6L V8 6588cc 402 CID | 1970-1971 | | 22045 |
| 6.7L V8 6704cc 409 CID | 1961-1965 | | 22045 |
| 7.0L V8 427 CID | 1968-1969 | | 22045 |
| 7.0L V8 6997cc 427 CID | 1963 | | 22045 |
| 7.0L V8 6998cc 427 CID | 1966-1969 | | 22045 |
| 7.4L V8 454 CID | 1970-1975 | | 22045 |
| 7.4L V8 7439cc 454 CID | 1970-1974 | | 22045 |
| 7.4L V8 7441cc 454 CID | 1970-1974 | | 22045 |
| BELAIR | | | |
| 4.1L L6 4098cc 250 CID | 1970-1973 | | 21049 |
| 5.0L V8 5032cc 307 CID | 1968-1973 | | 21049 |
| 5.7L V8 5736cc 350 CID | 1975 | | 22049 |
| 5.7L V8 5736cc 350 CID | 1970-1975 | | 21049 |
| 6.6L V8 6556cc 400 CID | 1972-1975 | | 21049 |
| 6.6L V8 6589cc 402 CID | 1972-1975 | | 21049 |
| BISCAYNE | | | |
| 3.8L L6 3769cc 230 CID | 1965 | | 22038 |
| 3.8L L6 3769cc 230 CID | 1963-1965 | | 22045 |
| 3.8L L6 3852cc 235 CID | 1958-1962 | | 22045 |
| 4.1L L6 4097cc 250 CID | 1965-1968 | | 22045 |
| 4.1L L6 4098cc 250 CID | 1965-1968 | | 22045 |
| 4.1L L6 4098cc 250 CID | 1969-1972 | | 21049 |
| 4.6L V8 283 CID | 1960 | | 22045 |
| 4.6L V8 4638cc 283 CID | 1958-1967 | | 22045 |
| 5.0L V8 5032cc 307 CID | 1968-1972 | | 21049 |
| 5.3L V8 5358cc 327 CID | 1962-1969 | | 22045 |
| 5.7L V8 348 CID | 1960 | | 22045 |
| 5.7L V8 5704cc 348 CID | 1958-1961 | | 22045 |
| 5.7L V8 5736cc 350 CID | 1969-1972 | | 21049 |
| 6.5L V8 396 CID | 1968-1969 | | 22045 |
| 6.5L V8 6489cc 396 CID | 1965-1969 | | 22045 |
| 6.6L V8 400 CID | 1970-1972 | | 22045 |
| 6.6L V8 402 CID | 1971-1972 | | 22045 |
| 6.6L V8 6555cc 400 CID | 1970-1972 | | 22045 |
| 6.6L V8 6556cc 400 CID | 1970-1972 | | 22045 |
| 6.6L V8 6588cc 402 CID | 1970-1972 | | 22045 |
| 6.7L V8 6704cc 409 CID | 1961-1965 | | 22045 |
| 7.0L V8 427 CID | 1968-1969 | | 22045 |
| 7.0L V8 6997cc 427 CID | 1963 | | 22045 |

| Engine | Years | Application | USMW |
|------------------------|-----------|--|-------|
| 7.0L V8 6998cc 427 CID | 1966-1969 | | 22045 |
| 7.4L V8 454 CID | 1970-1972 | | 22045 |
| 7.4L V8 7439cc 454 CID | 1970-1972 | | 22045 |
| 7.4L V8 7441cc 454 CID | 1970-1972 | | 22045 |
| BLAZER | | | |
| 4.1L L6 4097cc 250 CID | 1976-1977 | | 22049 |
| 4.1L L6 4098cc 250 CID | 1969-1974 | | 21049 |
| 4.1L L6 4098cc 250 CID | 1975-1974 | Base, Cheyenne, Custom Deluxe, Scottsdale, Silverado | 22049 |
| 4.3L V6 262 CID | 1995 | Base, LT; A/C | 22145 |
| 4.3L V6 262 CID | 1995 | Base, LT; Exc.A/C | 22153 |
| 4.3L V6 262 CID | 2002 | LS; Exc.Air Cond | 22162 |
| 4.3L V6 262 CID | 2002 | LS; For A/C Belt | 22158 |
| 4.3L V6 262 CID | 2003 | LS, Xtreme, ZR2; Exc.Air Cond | 22158 |
| 4.3L V6 262 CID | 2003 | LS, Xtreme, ZR2; For A/C Belt | 22162 |
| 4.3L V6 262 CID | 2004 | LS | 22158 |
| 4.3L V6 262 CID | 2005 | Base | 22158 |
| 4.3L V6 262 CID | 1996-1999 | Base; Exc.Air Cond | 22162 |
| 4.3L V6 262 CID | 1996-1999 | Base; For A/C Belt | 22158 |
| 4.3L V6 262 CID | 1996-2001 | LS, LT; Exc.Air Cond | 22162 |
| 4.3L V6 262 CID | 1996-2001 | LS, LT; For A/C Belt | 22158 |
| 4.3L V6 262 CID | 1999-2001 | Trailblazer; Exc.Air Cond | 22162 |
| 4.3L V6 262 CID | 1999-2001 | Trailblazer; For A/C Belt | 22158 |
| 4.3L V6 262 CID | 2001-2002 | Xtreme; Exc.Air Cond | 22162 |
| 4.3L V6 262 CID | 2001-2002 | Xtreme; For A/C Belt | 22158 |
| 4.3L V6 262 CID | 2004-2005 | Xtreme, ZR2 | 22158 |
| 4.8L L6 4786cc 292 CID | 1970-1973 | | 21049 |
| 5.0L V8 305 CID | 1987 | Custom Deluxe, Silverado | 22045 |
| 5.0L V8 307 CID | 1969-1973 | | 22045 |
| 5.0L V8 5031cc 307 CID | 1969-1973 | | 22045 |
| 5.7L V8 350 CID | 1987 | Custom Deluxe; Code CM,FC,HD,KC | 22045 |
| 5.7L V8 350 CID | 1987 | Custom Deluxe; Code DB | 22045 |
| 5.7L V8 350 CID | 1987 | Custom Deluxe; Code DM,GZ | 22045 |
| 5.7L V8 350 CID | 1987 | Custom Deluxe; Spring Code-DA | 22049 |
| 5.7L V8 350 CID | 1988 | Scottsdale; Code CM,FC,HD,KC | 22045 |
| 5.7L V8 350 CID | 1988 | Scottsdale; Spring Code-DA | 22049 |
| 5.7L V8 350 CID | 1993 | Cheyenne; Code GK | 22142 |
| 5.7L V8 350 CID | 1994 | Base, Silverado Sport; Code AR,AX,BD,GP,HK,JM | 22140 |
| 5.7L V8 350 CID | 1994 | Base, Silverado Sport; Code DD,GG,GN | 22153 |
| 5.7L V8 350 CID | 1994 | Base, Silverado Sport; Code GK | 22142 |
| 5.7L V8 350 CID | 1994 | Base, Silverado, Silverado Sport; Code BT,GM,HL | 22149 |
| 5.7L V8 350 CID | 1969-1974 | | 22045 |
| 5.7L V8 350 CID | 1987-1988 | Silverado; Code CM,FC,HD,KC | 22045 |
| 5.7L V8 350 CID | 1987-1988 | Silverado; Spring Code-DA | 22049 |
| 5.7L V8 350 CID | 1987-1989 | Silverado; Code DB | 22045 |
| 5.7L V8 350 CID | 1987-1989 | Silverado; Code DM,GZ | 22045 |
| 5.7L V8 350 CID | 1988-1989 | Scottsdale; Code DB | 22045 |
| 5.7L V8 350 CID | 1988-1989 | Scottsdale; Code DK | 22045 |
| 5.7L V8 350 CID | 1988-1989 | Scottsdale; Code DM,GZ | 22045 |
| 5.7L V8 350 CID | 1988-1989 | Silverado; Code DK | 22045 |
| 5.7L V8 350 CID | 1989-1991 | Scottsdale, Silverado; Code DE,GB,HS | 22145 |
| 5.7L V8 350 CID | 1989-1991 | Scottsdale, Silverado; Code GG | 22153 |
| 5.7L V8 350 CID | 1989-1991 | Scottsdale, Silverado; Code HK,HL | 22140 |
| 5.7L V8 350 CID | 1992-1993 | Cheyenne, Silverado; Code GJ,HS | 22145 |
| 5.7L V8 350 CID | 1992-1993 | Cheyenne; Code AR,AX,BD,GP,HK,JM | 22140 |
| 5.7L V8 350 CID | 1992-1993 | Cheyenne; Code DD,GG,GN | 22153 |
| 5.7L V8 350 CID | 1992-1994 | Silverado; Code AR,AX,BD,GP,HK,JM | 22140 |
| 5.7L V8 350 CID | 1992-1994 | Silverado; Code DD,GG,GN | 22153 |
| 5.7L V8 350 CID | 1993-1994 | Silverado; Code GK | 22142 |
| 5.7L V8 5736cc 350 CID | 1969-1974 | | 22045 |
| 5.7L V8 5737cc 350 CID | 1973-1974 | | 22045 |
| 6.2L V8 379 CID | 1987 | Custom Deluxe, Silverado | 22052 |
| 6.2L V8 379 CID | 1987-1991 | Silverado | 22052 |
| 6.2L V8 379 CID | 1988-1991 | Scottsdale | 22052 |
| 6.5L V8 395 CID | 1994 | Base, Silverado, Silverado Sport | 22605 |
| 7.4L V8 454 CID | 1973 | | 22045 |
| 7.4L V8 7439cc 454 CID | 1973-1974 | | 22045 |
| 7.4L V8 7441cc 454 CID | 1973 | | 22045 |

| Engine | Years | Application | USMW |
|--------------------------|-----------|---|--------------|
| CHEVROLET (CONT.) | | | |
| BOSS TRUCK (MEX) | | | |
| 5.7L V8 5700cc CID | 1997-1973 | | 22162 |
| 5.7L V8 5700cc 350 CID | 1996-1973 | | 22145 |
| C10 | | | |
| 3.8L L6 3770cc 230 CID | 1966 | | 22049 |
| 3.8L L6 3770cc 230 CID | 1963-1966 | | 21049 |
| 3.8L L6 3852cc 235 CID | 1961-1962 | | 21049 |
| 4.1L L6 250 CID | 1980 | Big Ten, Cheyenne, Custom Deluxe, Scottsdale, Silverado | 22043 |
| 4.1L L6 250 CID | 1981 | Deluxe | 22043 |
| 4.1L L6 250 CID | 1981-1984 | Custom | 22043 |
| 4.1L L6 250 CID | 1982-1984 | Scottsdale | 22043 |
| 4.1L L6 250 CID | 1982-1984 | Silverado | 22043 |
| 4.1L L6 4097cc 250 CID | 1979 | | 22049 |
| 4.1L L6 4097cc 250 CID | 1976-1977 | | 21049 |
| 4.1L L6 4097cc 250 CID | 1976-1977 | | 22049 |
| 4.1L L6 4098cc 250 CID | 1975 | | 22049 |
| 4.1L L6 4098cc 250 CID | 1966-1975 | | 21049 |
| 4.3L V6 262 CID | 1985-1986 | Custom, Scottsdale, Silverado; Spring Code-DA | 22049 |
| 4.3L V6 262 CID | 1985-1986 | Custom; Code DM,GZ | 22045 |
| 4.3L V6 262 CID | 1985-1986 | Custom; Code HG | 22045 |
| 4.3L V6 262 CID | 1985-1986 | Scottsdale; Code DM,GZ | 22045 |
| 4.3L V6 262 CID | 1985-1986 | Scottsdale; Code HG | 22045 |
| 4.3L V6 262 CID | 1985-1986 | Silverado; Code DM,GZ | 22045 |
| 4.3L V6 262 CID | 1985-1986 | Silverado; Code HG | 22045 |
| 4.6L V8 4663cc 283 CID | 1961-1967 | | 21049 |
| 4.8L L6 292 CID | 1980 | Big Ten, Cheyenne, Custom Deluxe, Scottsdale, Silverado; Exc.Air Cond | 22043 |
| 4.8L L6 292 CID | 1980 | Big Ten, Cheyenne, Custom Deluxe, Scottsdale, Silverado; For A/C Belt | 22049 |
| 4.8L L6 4785cc 292 CID | 1976-1977 | | 22049 |
| 4.8L L6 4786cc 292 CID | 1963-1974 | | 21049 |
| 4.8L L6 4786cc 292 CID | 1975-1974 | | 22049 |
| 5.0L V8 305 CID | 1980 | Big Ten, Cheyenne, Custom Deluxe, Scottsdale, Silverado; Code FC | 22049 |
| 5.0L V8 305 CID | 1980 | Big Ten; Code AM | 22045 |
| 5.0L V8 305 CID | 1980 | Big Ten; Code CB,CU,CX,FB | 22045 |
| 5.0L V8 305 CID | 1980 | Big Ten; Code DD | 22045 |
| 5.0L V8 305 CID | 1980 | Cheyenne; Code AM | 22045 |
| 5.0L V8 305 CID | 1980 | Cheyenne; Code CB,CU,CX,FB | 22045 |
| 5.0L V8 305 CID | 1980 | Cheyenne; Code DD | 22045 |
| 5.0L V8 305 CID | 1980 | Custom Deluxe; Code AM | 22045 |
| 5.0L V8 305 CID | 1980 | Custom Deluxe; Code CB,CU,CX,FB | 22045 |
| 5.0L V8 305 CID | 1980 | Custom Deluxe; Code DD | 22045 |
| 5.0L V8 305 CID | 1980 | Scottsdale; Code AM | 22045 |
| 5.0L V8 305 CID | 1980 | Scottsdale; Code CB,CU,CX,FB | 22045 |
| 5.0L V8 305 CID | 1980 | Scottsdale; Code DD | 22045 |
| 5.0L V8 305 CID | 1980 | Silverado; Code AM | 22045 |
| 5.0L V8 305 CID | 1980 | Silverado; Code CB,CU,CX,FB | 22045 |
| 5.0L V8 305 CID | 1980 | Silverado; Code DD | 22045 |
| 5.0L V8 305 CID | 1981 | Custom; Code AM | 22045 |
| 5.0L V8 305 CID | 1981 | Custom; Code CB,CU,CX,FB | 22045 |
| 5.0L V8 305 CID | 1981 | Custom; Code DD | 22045 |
| 5.0L V8 305 CID | 1981 | Custom; Code FC | 22049 |
| 5.0L V8 305 CID | 1981 | Custom; Spring Code-DA | 22049 |
| 5.0L V8 305 CID | 1981 | Deluxe; Code AM | 22045 |
| 5.0L V8 305 CID | 1981 | Deluxe; Code CB,CU,CX,FB | 22045 |
| 5.0L V8 305 CID | 1981 | Deluxe; Code DD | 22045 |
| 5.0L V8 305 CID | 1982 | Custom | 22049 |
| 5.0L V8 305 CID | 1982 | Scottsdale, Silverado | 22049 |
| 5.0L V8 305 CID | 1984 | Custom; Code DM | 22045 |
| 5.0L V8 305 CID | 1984 | Scottsdale, Silverado; Code DM | 22045 |
| 5.0L V8 305 CID | 1984 | Scottsdale; Code CM,FC,KC | 22045 |
| 5.0L V8 305 CID | 1977-1979 | | 22045 |
| 5.0L V8 305 CID | 1982-1986 | Custom, Silverado; Code DB | 22045 |
| 5.0L V8 305 CID | 1982-1986 | Custom, Silverado; Spring Code-DA | 22049 |
| 5.0L V8 305 CID | 1982-1986 | Scottsdale; Code DB | 22045 |

| Engine | Years | Application | USMW |
|------------------------|-----------|---|--------------|
| 5.0L V8 305 CID | 1982-1986 | Scottsdale; Spring Code-DA | 22049 |
| 5.0L V8 305 CID | 1983-1984 | Custom, Silverado; Code CM,FC,KC | 22045 |
| 5.0L V8 305 CID | 1985-1986 | Custom; Code CM,FC,HD,KC | 22045 |
| 5.0L V8 305 CID | 1985-1986 | Custom; Code DM,GZ | 22045 |
| 5.0L V8 305 CID | 1985-1986 | Scottsdale; Code CM,FC,HD,KC | 22045 |
| 5.0L V8 305 CID | 1985-1986 | Scottsdale; Code DM,GZ | 22045 |
| 5.0L V8 305 CID | 1985-1986 | Silverado; Code CM,FC,HD,KC | 22045 |
| 5.0L V8 305 CID | 1985-1986 | Silverado; Code DM,GZ | 22045 |
| 5.3L V8 5360cc 327 CID | 1966-1968 | | 21049 |
| 5.7L V8 350 CID | 1980 | Big Ten, Cheyenne, Custom Deluxe, Scottsdale, Silverado | 22045 |
| 5.7L V8 350 CID | 1981 | Custom; Exc.Air Cond | 22049 |
| 5.7L V8 350 CID | 1981 | Custom; For A/C Belt | 22049 |
| 5.7L V8 350 CID | 1981 | Custom; Spring Code-DA | 22049 |
| 5.7L V8 350 CID | 1981 | Deluxe; Exc.Air Cond | 22049 |
| 5.7L V8 350 CID | 1981 | Deluxe; For A/C Belt | 22049 |
| 5.7L V8 350 CID | 1981 | Deluxe; Spring Code-DA | 22049 |
| 5.7L V8 350 CID | 1982 | Custom, Scottsdale; Code CM,FC | 22049 |
| 5.7L V8 350 CID | 1982 | Scottsdale; Code DD | 22045 |
| 5.7L V8 350 CID | 1982 | Scottsdale; Spring Code-DA | 22049 |
| 5.7L V8 350 CID | 1982 | Silverado; Code CM,FC | 22049 |
| 5.7L V8 350 CID | 1983 | Custom, Silverado; Code CM,FC,KC | 22045 |
| 5.7L V8 350 CID | 1984 | Custom; Code CM,FC,KC | 22045 |
| 5.7L V8 350 CID | 1984 | Custom; Code DM | 22045 |
| 5.7L V8 350 CID | 1984 | Scottsdale; Code CM,FC,KC | 22045 |
| 5.7L V8 350 CID | 1984 | Scottsdale; Code DM | 22045 |
| 5.7L V8 350 CID | 1984 | Silverado; Code CM,FC,KC | 22045 |
| 5.7L V8 350 CID | 1984 | Silverado; Code DM | 22045 |
| 5.7L V8 350 CID | 1985 | Custom, Scottsdale, Silverado; Code HD | 22045 |
| 5.7L V8 350 CID | 1985 | Custom, Scottsdale, Silverado; Stamped #DA | 22049 |
| 5.7L V8 350 CID | 1986 | Custom; Code CM,FC,HD,KC | 22045 |
| 5.7L V8 350 CID | 1986 | Scottsdale; Code CM,FC,HD,KC | 22045 |
| 5.7L V8 350 CID | 1986 | Silverado; Code CM,FC,HD,KC | 22045 |
| 5.7L V8 350 CID | 1975-1979 | | 22045 |
| 5.7L V8 350 CID | 1982-1983 | Custom, Silverado; Spring Code-DA | 22049 |
| 5.7L V8 350 CID | 1982-1983 | Custom; Code DD | 22045 |
| 5.7L V8 350 CID | 1982-1983 | Silverado; Code DD | 22045 |
| 5.7L V8 350 CID | 1982-1986 | Custom; Code DB | 22045 |
| 5.7L V8 350 CID | 1982-1986 | Scottsdale; Code DB | 22045 |
| 5.7L V8 350 CID | 1982-1986 | Silverado; Code DB | 22045 |
| 5.7L V8 350 CID | 1984-1986 | Custom, Scottsdale, Silverado; Spring Code-DA | 22049 |
| 5.7L V8 350 CID | 1985-1986 | Custom; Code DM,GZ | 22045 |
| 5.7L V8 350 CID | 1985-1986 | Scottsdale; Code DM,GZ | 22045 |
| 5.7L V8 350 CID | 1985-1986 | Silverado; Code DM,GZ | 22045 |
| 5.7L V8 5735cc 350 CID | 1981 | | 22049 |
| 5.7L V8 5736cc 350 CID | 1978-1979 | | 22045 |
| 5.7L V8 5736cc 350 CID | 1978-1979 | | 22049 |
| 6.2L V8 379 CID | 1982 | Custom, Scottsdale, Silverado; Code AY | 22602 |
| 6.2L V8 379 CID | 1983 | Custom, Silverado; Code ACC | 22052 |
| 6.2L V8 379 CID | 1984 | Scottsdale; Code ABC | 22052 |
| 6.2L V8 379 CID | 1982-1984 | Custom; Code AW | 22052 |
| 6.2L V8 379 CID | 1982-1984 | Custom; Code DT | 22052 |
| 6.2L V8 379 CID | 1982-1984 | Scottsdale; Code AW | 22052 |
| 6.2L V8 379 CID | 1982-1984 | Scottsdale; Code DT | 22052 |
| 6.2L V8 379 CID | 1982-1984 | Silverado; Code AW | 22052 |
| 6.2L V8 379 CID | 1982-1984 | Silverado; Code DT | 22052 |
| 6.2L V8 379 CID | 1983-1984 | Custom; Code ABC | 22052 |
| 6.2L V8 379 CID | 1983-1984 | Silverado; Code ABC | 22052 |
| 6.2L V8 379 CID | 1985-1986 | Custom; Code ABC,DT | 22052 |
| 6.2L V8 379 CID | 1985-1986 | Custom; Code AW,HT | 22052 |
| 6.2L V8 379 CID | 1985-1986 | Scottsdale; Code ABC,DT | 22052 |
| 6.2L V8 379 CID | 1985-1986 | Scottsdale; Code AW,HT | 22052 |
| 6.2L V8 379 CID | 1985-1986 | Silverado; Code ABC,DT | 22052 |
| 6.2L V8 379 CID | 1985-1986 | Silverado; Code AW,HT | 22052 |
| 6.5L V8 6490cc 396 CID | 1969 | | 22051 |
| 6.6L V8 400 CID | 1980 | Big Ten, Cheyenne, Custom Deluxe, Scottsdale, Silverado | 22045 |
| 6.6L V8 400 CID | 1976-1979 | | 22045 |

FAN CLUTCHES



FAN CLUTCH APPLICATION GUIDE



| Engine | Years | Application | USMW |
|--------------------------|-----------|---|-------|
| CHEVROLET (CONT.) | | | |
| C10 (CONT.) | | | |
| 7.4L V8 454 CID | 1980 | Big Ten, Cheyenne, Custom Deluxe, Scottsdale, Silverado | 22045 |
| 7.4L V8 454 CID | 1975-1979 | | 22045 |
| C10 (MEX) | | | |
| 5.7L V8 5700cc 350 CID | 1987 | | 21049 |
| 5.7L V8 5700cc 350 CID | 1987 | | 22045 |
| 5.7L V8 5700cc 350 CID | 1987 | | 22049 |
| 5.7L V8 5700cc 350 CID | 1987 | | 22051 |
| 5.7L V8 5700cc 350 CID | 1987 | | 22054 |
| C10 PICKUP | | | |
| 5.0L V8 307 CID | 1968-1973 | | 22045 |
| 5.0L V8 5031cc 307 CID | 1968-1973 | | 22045 |
| 5.7L V8 350 CID | 1969-1974 | | 22045 |
| 5.7L V8 5736cc 350 CID | 1969-1974 | | 22045 |
| 5.7L V8 5737cc 350 CID | 1972-1974 | | 22045 |
| 6.6L V8 402 CID | 1970-1972 | | 22045 |
| 6.6L V8 6588cc 402 CID | 1970-1972 | | 22045 |
| 7.4L V8 454 CID | 1973-1974 | | 22045 |
| 7.4L V8 7439cc 454 CID | 1973-1974 | | 22045 |
| 7.4L V8 7441cc 454 CID | 1973-1974 | | 22045 |
| C10 SUBURBAN | | | |
| 4.1L L6 250 CID | 1980 | Custom Deluxe, Scottsdale, Silverado | 22043 |
| 4.1L L6 250 CID | 1978-1979 | | 22043 |
| 5.0L V8 305 CID | 1980 | Custom Deluxe, Scottsdale, Silverado; Code FC | 22049 |
| 5.0L V8 305 CID | 1980 | Custom Deluxe; Code AM | 22045 |
| 5.0L V8 305 CID | 1980 | Custom Deluxe; Code CB,CU,CX,FB | 22045 |
| 5.0L V8 305 CID | 1980 | Custom Deluxe; Code DD | 22045 |
| 5.0L V8 305 CID | 1980 | Scottsdale; Code AM | 22045 |
| 5.0L V8 305 CID | 1980 | Scottsdale; Code CB,CU,CX,FB | 22045 |
| 5.0L V8 305 CID | 1980 | Scottsdale; Code DD | 22045 |
| 5.0L V8 305 CID | 1980 | Silverado; Code AM | 22045 |
| 5.0L V8 305 CID | 1980 | Silverado; Code CB,CU,CX,FB | 22045 |
| 5.0L V8 305 CID | 1980 | Silverado; Code DD | 22045 |
| 5.0L V8 305 CID | 1981 | Custom; Code AM | 22045 |
| 5.0L V8 305 CID | 1981 | Custom; Code CB,CU,CX,FB | 22045 |
| 5.0L V8 305 CID | 1981 | Custom; Code DD | 22045 |
| 5.0L V8 305 CID | 1981 | Custom; Code FC | 22049 |
| 5.0L V8 305 CID | 1981 | Deluxe; Code AM | 22045 |
| 5.0L V8 305 CID | 1981 | Deluxe; Code CB,CU,CX,FB | 22045 |
| 5.0L V8 305 CID | 1981 | Deluxe; Code DD | 22045 |
| 5.0L V8 305 CID | 1981 | Deluxe; Code FC | 22049 |
| 5.0L V8 305 CID | 1981 | Deluxe; Spring Code-DA | 22049 |
| 5.0L V8 305 CID | 1982 | Custom, Scottsdale; Code CM,FC | 22049 |
| 5.0L V8 305 CID | 1982 | Scottsdale; Spring Code-DA | 22049 |
| 5.0L V8 305 CID | 1982 | Silverado; Code CM,FC | 22049 |
| 5.0L V8 305 CID | 1982 | Silverado; Spring Code-DA | 22049 |
| 5.0L V8 305 CID | 1983 | Custom; Code CM,FC,KC | 22045 |
| 5.0L V8 305 CID | 1984 | Custom; Code DM | 22045 |
| 5.0L V8 305 CID | 1984 | Scottsdale; Code CM,FC,KC | 22045 |
| 5.0L V8 305 CID | 1984 | Scottsdale; Code DM | 22045 |
| 5.0L V8 305 CID | 1984 | Silverado; Code CM,FC,KC | 22045 |
| 5.0L V8 305 CID | 1984 | Silverado; Code DM | 22045 |
| 5.0L V8 305 CID | 1977-1979 | | 22045 |
| 5.0L V8 305 CID | 1981-1986 | Custom; Spring Code-DA | 22049 |
| 5.0L V8 305 CID | 1982-1986 | Custom, Silverado; Code DB | 22045 |
| 5.0L V8 305 CID | 1982-1986 | Custom, Silverado; Spring Code-DA | 22049 |
| 5.0L V8 305 CID | 1982-1986 | Custom; Code DB | 22045 |
| 5.0L V8 305 CID | 1982-1986 | Scottsdale, Silverado; Code DB | 22045 |
| 5.0L V8 305 CID | 1983-1984 | Custom, Silverado; Code CM,FC,KC | 22045 |
| 5.0L V8 305 CID | 1984-1986 | Scottsdale, Silverado; Spring Code-DA | 22049 |
| 5.0L V8 305 CID | 1985-1986 | Custom; Code CM,FC,HD,KC | 22045 |
| 5.0L V8 305 CID | 1985-1986 | Custom; Code DM,GZ | 22045 |
| 5.0L V8 305 CID | 1985-1986 | Scottsdale; Code CM,FC,HD,KC | 22045 |
| 5.0L V8 305 CID | 1985-1986 | Scottsdale; Code DM,GZ | 22045 |
| 5.0L V8 305 CID | 1985-1986 | Silverado; Code CM,FC,HD,KC | 22045 |
| 5.0L V8 305 CID | 1985-1986 | Silverado; Code DM,GZ | 22045 |

| Engine | Years | Application | USMW |
|------------------------|-----------|---|-------|
| 5.0L V8 307 CID | 1968-1973 | | 22045 |
| 5.0L V8 5031cc 307 CID | 1968-1973 | | 22045 |
| 5.7L V8 350 CID | 1980 | Custom Deluxe, Scottsdale, Silverado | 22049 |
| 5.7L V8 350 CID | 1981 | Custom; Code AM | 22045 |
| 5.7L V8 350 CID | 1981 | Custom; Code CB,CU,CX,FB | 22045 |
| 5.7L V8 350 CID | 1981 | Deluxe; Code AM | 22045 |
| 5.7L V8 350 CID | 1981 | Deluxe; Code CB,CU,CX,FB | 22045 |
| 5.7L V8 350 CID | 1981 | Deluxe; Code DD | 22045 |
| 5.7L V8 350 CID | 1981 | Deluxe; Spring Code-DA | 22049 |
| 5.7L V8 350 CID | 1982 | Custom, Scottsdale; Code CM,FC | 22049 |
| 5.7L V8 350 CID | 1982 | Scottsdale; Code DD | 22045 |
| 5.7L V8 350 CID | 1982 | Silverado; Code CM,FC | 22049 |
| 5.7L V8 350 CID | 1984 | Custom; Code DM | 22045 |
| 5.7L V8 350 CID | 1984 | Scottsdale, Silverado; Code DM | 22045 |
| 5.7L V8 350 CID | 1984 | Scottsdale; Code CM,FC,KC | 22045 |
| 5.7L V8 350 CID | 1985 | Custom | 22045 |
| 5.7L V8 350 CID | 1985 | Custom, Scottsdale, Silverado; Code CM,FC,HD,KC | 22042 |
| 5.7L V8 350 CID | 1985 | Custom, Scottsdale, Silverado; Stamped #DA | 22049 |
| 5.7L V8 350 CID | 1985 | Custom; Code HD | 22045 |
| 5.7L V8 350 CID | 1985 | Scottsdale | 22045 |
| 5.7L V8 350 CID | 1985 | Scottsdale; Code HD | 22045 |
| 5.7L V8 350 CID | 1985 | Silverado | 22045 |
| 5.7L V8 350 CID | 1985 | Silverado; Code HD | 22045 |
| 5.7L V8 350 CID | 1986 | Custom, Scottsdale, Silverado; Spring Code-DA | 22049 |
| 5.7L V8 350 CID | 1986 | Custom; Code CM,FC,HD,KC | 22045 |
| 5.7L V8 350 CID | 1986 | Scottsdale; Code CM,FC,HD,KC | 22045 |
| 5.7L V8 350 CID | 1986 | Silverado; Code CM,FC,HD,KC | 22045 |
| 5.7L V8 350 CID | 1969-1979 | | 22045 |
| 5.7L V8 350 CID | 1981-1983 | Custom; Code DD | 22045 |
| 5.7L V8 350 CID | 1981-1984 | Custom; Spring Code-DA | 22049 |
| 5.7L V8 350 CID | 1982-1983 | Silverado; Code DD | 22045 |
| 5.7L V8 350 CID | 1982-1984 | Custom, Silverado; Code DB | 22045 |
| 5.7L V8 350 CID | 1982-1984 | Scottsdale; Spring Code-DA | 22049 |
| 5.7L V8 350 CID | 1982-1984 | Silverado; Spring Code-DA | 22049 |
| 5.7L V8 350 CID | 1982-1986 | Scottsdale; Code DB | 22045 |
| 5.7L V8 350 CID | 1983-1984 | Custom, Silverado; Code CM,FC,KC | 22045 |
| 5.7L V8 350 CID | 1985-1986 | Custom; Code DB | 22045 |
| 5.7L V8 350 CID | 1985-1986 | Custom; Code DM,GZ | 22045 |
| 5.7L V8 350 CID | 1985-1986 | Scottsdale; Code DM,GZ | 22045 |
| 5.7L V8 350 CID | 1985-1986 | Silverado; Code DB | 22045 |
| 5.7L V8 350 CID | 1985-1986 | Silverado; Code DM,GZ | 22045 |
| 5.7L V8 5736cc 350 CID | 1969-1974 | | 22045 |
| 5.7L V8 5737cc 350 CID | 1974 | | 22045 |
| 6.2L V8 379 CID | 1982 | Custom, Scottsdale, Silverado; Code AY | 22602 |
| 6.2L V8 379 CID | 1982 | Scottsdale; Code DT | 22052 |
| 6.2L V8 379 CID | 1984 | Scottsdale; Code ABC | 22052 |
| 6.2L V8 379 CID | 1984 | Scottsdale; Code ACC | 22052 |
| 6.2L V8 379 CID | 1984 | Scottsdale; Code AW | 22052 |
| 6.2L V8 379 CID | 1982-1983 | Custom, Silverado; Code DT | 22052 |
| 6.2L V8 379 CID | 1983-1984 | Custom; Code ABC | 22052 |
| 6.2L V8 379 CID | 1983-1984 | Custom; Code ACC | 22052 |
| 6.2L V8 379 CID | 1983-1984 | Custom; Code AW | 22052 |
| 6.2L V8 379 CID | 1983-1984 | Silverado; Code ABC | 22052 |
| 6.2L V8 379 CID | 1983-1984 | Silverado; Code ACC | 22052 |
| 6.2L V8 379 CID | 1983-1984 | Silverado; Code AW | 22052 |
| 6.2L V8 379 CID | 1985-1986 | Custom; Code ABC,DT | 22052 |
| 6.2L V8 379 CID | 1985-1986 | Custom; Code AW,HT | 22052 |
| 6.2L V8 379 CID | 1985-1986 | Scottsdale; Code ABC,DT | 22052 |
| 6.2L V8 379 CID | 1985-1986 | Scottsdale; Code AW,HT | 22052 |
| 6.2L V8 379 CID | 1985-1986 | Silverado; Code ABC,DT | 22052 |
| 6.2L V8 379 CID | 1985-1986 | Silverado; Code AW,HT | 22052 |
| 6.6L V8 402 CID | 1970-1972 | | 22045 |
| 6.6L V8 6588cc 402 CID | 1970-1972 | | 22045 |
| 7.4L V8 454 CID | 1980 | Custom Deluxe, Scottsdale, Silverado | 22045 |
| 7.4L V8 454 CID | 1973-1979 | | 22045 |
| 7.4L V8 7439cc 454 CID | 1973-1974 | | 22045 |
| 7.4L V8 7441cc 454 CID | 1973-1974 | | 22045 |

| Engine | Years | Application | USMW |
|--------------------------|-----------|---|--------------|
| CHEVROLET (CONT.) | | | |
| C1405 (MEX) | | | |
| 4.7L V8 4738cc 283 CID | 1965-1966 | | 21049 |
| 4.7L V8 4738cc 283 CID | 1965-1966 | | 22045 |
| 4.7L V8 4738cc 283 CID | 1965-1966 | | 22049 |
| 4.7L V8 4738cc 283 CID | 1965-1966 | | 22051 |
| 4.7L V8 4738cc 283 CID | 1965-1966 | | 22054 |
| 4.8L L6 4800cc 292 CID | 1965-1966 | | 21049 |
| 4.8L L6 4800cc 292 CID | 1965-1966 | | 22045 |
| 4.8L L6 4800cc 292 CID | 1965-1966 | | 22049 |
| 4.8L L6 4800cc 292 CID | 1965-1966 | | 22051 |
| 4.8L L6 4800cc 292 CID | 1965-1966 | | 22054 |
| C1500 | | | |
| 4.3L V6 262 CID | 1992 | Scottsdale; Code GJ,HS | 22145 |
| 4.3L V6 262 CID | 1996 | Base; Exc.Towing Pkg; For A/C Belt | 22158 |
| 4.3L V6 262 CID | 1996 | Base; For A/C Belt; Towing Pkg | 22158 |
| 4.3L V6 262 CID | 1997 | Base, Cheyenne, Silverado, WT | 22158 |
| 4.3L V6 262 CID | 1988-1989 | Cheyenne, Scottsdale, Silverado | 22145 |
| 4.3L V6 262 CID | 1988-1992 | Scottsdale; Code AR,AX,BD,GP,HK,JM | 22140 |
| 4.3L V6 262 CID | 1988-1992 | Scottsdale; Code DD,GG,GN | 22153 |
| 4.3L V6 262 CID | 1988-1995 | Cheyenne, Silverado; Code AR,AX,BD,GP,HK,JM | 22140 |
| 4.3L V6 262 CID | 1988-1995 | Cheyenne, Silverado; Code DD,GG,GN | 22153 |
| 4.3L V6 262 CID | 1990-1991 | Cheyenne, Scottsdale, Silverado, WT; Code HS | 22145 |
| 4.3L V6 262 CID | 1990-1995 | WT; Code AR,AX,BD,GP,HK,JM | 22140 |
| 4.3L V6 262 CID | 1990-1995 | WT; Code DD,GG,GN | 22153 |
| 4.3L V6 262 CID | 1992-1993 | Cheyenne, Silverado, WT; Code GJ,HS | 22145 |
| 4.3L V6 262 CID | 1993-1995 | Cheyenne, Silverado, WT; Code GK | 22142 |
| 4.3L V6 262 CID | 1994-1995 | Base, Cheyenne, Silverado, WT; Code BT,GM,HL | 22149 |
| 4.3L V6 262 CID | 1994-1995 | Base; Code AR,AX,BD,GP,HK,JM | 22140 |
| 4.3L V6 262 CID | 1994-1995 | Base; Code DD,GG,GN | 22153 |
| 4.3L V6 262 CID | 1994-1995 | Base; Code GK | 22142 |
| 4.3L V6 262 CID | 1996-1997 | Base; Exc.Air Cond | 22162 |
| 4.3L V6 262 CID | 1996-1998 | Cheyenne, Silverado, WT | 22158 |
| 4.3L V6 262 CID | 1996-1998 | Cheyenne, Silverado; Exc.Air Cond | 22162 |
| 4.3L V6 262 CID | 1996-1998 | WT | 22162 |
| 5.0L V8 305 CID | 1988 | Cheyenne, Scottsdale, Silverado; Code DE,HS | 22149 |
| 5.0L V8 305 CID | 1992 | Scottsdale; Code BT,GM,HL | 22149 |
| 5.0L V8 305 CID | 1996 | Base; Exc.Towing Pkg; For A/C Belt | 22158 |
| 5.0L V8 305 CID | 1996 | Base; For A/C Belt; Towing Pkg | 22158 |
| 5.0L V8 305 CID | 1997 | Base, Cheyenne, Silverado, WT | 22158 |
| 5.0L V8 305 CID | 1999 | LS; Exc.Air Cond | 22162 |
| 5.0L V8 305 CID | 1999 | LS; For A/C Belt | 22158 |
| 5.0L V8 305 CID | 1988-1989 | Cheyenne, Scottsdale, Silverado; Code HS,GJ | 22145 |
| 5.0L V8 305 CID | 1988-1992 | Scottsdale; Code AR,AX,BD,GP,HK,JM | 22140 |
| 5.0L V8 305 CID | 1988-1992 | Scottsdale; Code DD,GG,GN | 22153 |
| 5.0L V8 305 CID | 1988-1995 | Cheyenne, Silverado; Code AR,AX,BD,GP,HK,JM | 22140 |
| 5.0L V8 305 CID | 1988-1995 | Cheyenne, Silverado; Code DD,GG,GN | 22153 |
| 5.0L V8 305 CID | 1990-1995 | WT; Code AR,AX,BD,GP,HK,JM | 22140 |
| 5.0L V8 305 CID | 1990-1995 | WT; Code DD,GG,GN | 22153 |
| 5.0L V8 305 CID | 1992-1995 | Cheyenne, Silverado; Code BT,GM,HL | 22149 |
| 5.0L V8 305 CID | 1993-1995 | WT; Code BT,GM,HL | 22149 |
| 5.0L V8 305 CID | 1994-1995 | Base; Code AR,AX,BD,GP,HK,JM | 22140 |
| 5.0L V8 305 CID | 1994-1995 | Base; Code BT,GM,HL | 22149 |
| 5.0L V8 305 CID | 1994-1995 | Base; Code DD,GG,GN | 22153 |
| 5.0L V8 305 CID | 1996-1997 | Base; Exc.Air Cond | 22162 |
| 5.0L V8 305 CID | 1996-1998 | Cheyenne, Silverado, WT | 22158 |
| 5.0L V8 305 CID | 1996-1998 | Cheyenne, Silverado, WT; Exc.Air Cond | 22162 |
| 5.7L V8 350 CID | 1992 | Cheyenne, Scottsdale, Silverado, WT; Code AR,AX,BD,GP,HK,JM | 22140 |
| 5.7L V8 350 CID | 1992 | Cheyenne, Scottsdale, Silverado, WT; Code DD,GG,GN | 22153 |
| 5.7L V8 350 CID | 1992 | Cheyenne, Scottsdale, Silverado, WT; Code GJ,HS | 22145 |
| 5.7L V8 350 CID | 1993 | Cheyenne, Silverado, WT; Code GK | 22142 |
| 5.7L V8 350 CID | 1996 | Base; Exc.Towing Pkg; For A/C Belt | 22158 |
| 5.7L V8 350 CID | 1996 | Base; For A/C Belt; Towing Pkg | 22158 |
| 5.7L V8 350 CID | 1997 | Base, Cheyenne, Silverado, WT | 22158 |
| 5.7L V8 350 CID | 1999 | LS; Exc.Air Cond | 22162 |
| 5.7L V8 350 CID | 1999 | LS; For A/C Belt | 22158 |

| Engine | Years | Application | USMW |
|------------------------|-----------|---|--------------|
| 5.7L V8 350 CID | 1988-1989 | Cheyenne, Scottsdale, Silverado; Code GJ,HS | 22145 |
| 5.7L V8 350 CID | 1988-1991 | Cheyenne, Scottsdale, Silverado; Code AR,AX,BD,GP,HK,JM | 22140 |
| 5.7L V8 350 CID | 1988-1991 | Cheyenne, Scottsdale, Silverado; Code DD,GG,GN | 22153 |
| 5.7L V8 350 CID | 1990-1991 | Cheyenne, Scottsdale, Silverado, WT; Code HS | 22145 |
| 5.7L V8 350 CID | 1990-1991 | WT; Code AR,AX,BD,GP,HK,JM | 22140 |
| 5.7L V8 350 CID | 1990-1991 | WT; Code DD,GG,GN | 22153 |
| 5.7L V8 350 CID | 1992-1993 | Cheyenne, Silverado, WT; Code AR,AX,BD,GP,HK,JM | 22140 |
| 5.7L V8 350 CID | 1992-1993 | Cheyenne, Silverado, WT; Code DD,GG,GN | 22153 |
| 5.7L V8 350 CID | 1992-1993 | Cheyenne, Silverado, WT; Code GJ,HS | 22145 |
| 5.7L V8 350 CID | 1994-1995 | Base, Cheyenne, Silverado, WT; Code AR,AX,BD,GP,HK,JM | 22140 |
| 5.7L V8 350 CID | 1994-1995 | Base, Cheyenne, Silverado, WT; Code BT,GM,HL | 22149 |
| 5.7L V8 350 CID | 1994-1995 | Base, Cheyenne, Silverado, WT; Code DD,GG,GN | 22153 |
| 5.7L V8 350 CID | 1994-1995 | Base, Cheyenne, Silverado, WT; Code GK | 22142 |
| 5.7L V8 350 CID | 1996-1997 | Base; Exc.Air Cond | 22162 |
| 5.7L V8 350 CID | 1996-1998 | Cheyenne, Silverado, WT | 22158 |
| 5.7L V8 350 CID | 1996-1998 | Cheyenne, Silverado, WT; Exc.Air Cond | 22162 |
| 6.2L V8 379 CID | 1988-1992 | Scottsdale | 22154 |
| 6.2L V8 379 CID | 1988-1993 | Cheyenne, Silverado | 22154 |
| 6.2L V8 379 CID | 1990-1993 | WT | 22154 |
| 6.5L V8 395 CID | 1997 | Base | 22613 |
| 6.5L V8 395 CID | 1994-1996 | Base, Cheyenne, Silverado, WT | 22605 |
| 6.5L V8 395 CID | 1997-1998 | Cheyenne, Silverado, WT | 22613 |
| 7.4L V8 454 CID | 1990 | Scottsdale | 22145 |
| 7.4L V8 454 CID | 1990-1992 | Cheyenne, Silverado, WT | 22145 |
| 7.4L V8 454 CID | 1990-1993 | 454 SS | 22145 |
| C1500 SUBURBAN | | | |
| 5.7L V8 350 CID | 1994 | Silverado; Code BT,GM,HL | 22149 |
| 5.7L V8 350 CID | 1995 | LS, LT; Code AR,AX,BD,GP,HK,JM | 22140 |
| 5.7L V8 350 CID | 1995 | LS, LT; Code BT,GM,HL | 22149 |
| 5.7L V8 350 CID | 1995 | LS, LT; Code DD,GG,GN | 22153 |
| 5.7L V8 350 CID | 1995 | LS, LT; Code GK | 22142 |
| 5.7L V8 350 CID | 1996 | Base, LS, LT | 22158 |
| 5.7L V8 350 CID | 1997 | Base, LS, LT; For A/C Belt | 22158 |
| 5.7L V8 350 CID | 1999 | LT; For A/C Belt | 22158 |
| 5.7L V8 350 CID | 1992-1993 | Base, Silverado; Code GJ,HS | 22145 |
| 5.7L V8 350 CID | 1992-1994 | Silverado; Code AR,AX,BD,GP,HK,JM | 22140 |
| 5.7L V8 350 CID | 1992-1994 | Silverado; Code DD,GG,GN | 22153 |
| 5.7L V8 350 CID | 1992-1995 | Base; Code AR,AX,BD,GP,HK,JM | 22140 |
| 5.7L V8 350 CID | 1992-1995 | Base; Code DD,GG,GN | 22153 |
| 5.7L V8 350 CID | 1993-1994 | Silverado; Code GK | 22142 |
| 5.7L V8 350 CID | 1993-1995 | Base; Code GK | 22142 |
| 5.7L V8 350 CID | 1994-1995 | Base; Code BT,GM,HL | 22149 |
| 5.7L V8 350 CID | 1996-1999 | Base, LS; Exc.Air Cond | 22162 |
| 5.7L V8 350 CID | 1996-1999 | LT; Exc.Air Cond | 22162 |
| 5.7L V8 350 CID | 1998-1999 | Base, LS; For A/C Belt | 22158 |
| 6.5L V8 395 CID | 1997 | LT | 22613 |
| 6.5L V8 395 CID | 1999 | Base, LS, LT; Code GCP | 22613 |
| 6.5L V8 395 CID | 1999 | Base, LS, LT; Code GDF | 22614 |
| 6.5L V8 395 CID | 1995-1996 | Base, LS, LT | 22605 |
| 6.5L V8 395 CID | 1997-1998 | Base, LS | 22613 |
| C20 | | | |
| 3.8L L6 3770cc 230 CID | 1963-1965 | | 21049 |
| 3.8L L6 3852cc 235 CID | 1961-1962 | | 21049 |
| 4.1L L6 250 CID | 1980 | Cheyenne, Custom Deluxe, Scottsdale, Silverado | 22043 |
| 4.1L L6 250 CID | 1981 | Deluxe | 22043 |
| 4.1L L6 250 CID | 1978-1979 | | 22043 |
| 4.1L L6 250 CID | 1981-1984 | Custom | 22043 |
| 4.1L L6 250 CID | 1982-1984 | Scottsdale | 22043 |
| 4.1L L6 250 CID | 1982-1984 | Silverado | 22043 |
| 4.1L L6 4097cc 250 CID | 1976-1977 | | 22049 |
| 4.1L L6 4098cc 250 CID | 1966-1974 | | 21049 |
| 4.1L L6 4098cc 250 CID | 1975-1974 | | 22049 |
| 4.3L V6 262 CID | 1985-1986 | Custom, Scottsdale, Silverado; Spring Code-DA | 22049 |
| 4.3L V6 262 CID | 1985-1986 | Custom; Code DM,GZ | 22045 |
| 4.3L V6 262 CID | 1985-1986 | Custom; Code HG | 22045 |

| Engine | Years | Application | USMW |
|--------------------------|-----------|--|-------|
| CHEVROLET (CONT.) | | | |
| C20 (CONT.) | | | |
| 4.3L V6 262 CID | 1985-1986 | Scottsdale; Code DM,GZ | 22045 |
| 4.3L V6 262 CID | 1985-1986 | Scottsdale; Code HG | 22045 |
| 4.3L V6 262 CID | 1985-1986 | Silverado; Code DM,GZ | 22045 |
| 4.3L V6 262 CID | 1985-1986 | Silverado; Code HG | 22045 |
| 4.6L V8 4663cc 283 CID | 1961-1967 | | 21049 |
| 4.8L L6 292 CID | 1980 | Cheyenne, Custom Deluxe, Scottsdale, Silverado; Exc.Air Cond | 22043 |
| 4.8L L6 292 CID | 1980 | Cheyenne, Custom Deluxe, Scottsdale, Silverado; For A/C Belt | 22049 |
| 4.8L L6 292 CID | 1981 | Custom, Deluxe; Exc.Air Cond | 22043 |
| 4.8L L6 292 CID | 1981 | Custom, Deluxe; For A/C Belt | 22049 |
| 4.8L L6 292 CID | 1982 | Scottsdale | 22043 |
| 4.8L L6 292 CID | 1984 | Custom, Scottsdale, Silverado; Exc.Air Cond | 22043 |
| 4.8L L6 292 CID | 1984 | Custom, Scottsdale, Silverado; For A/C Belt | 22045 |
| 4.8L L6 292 CID | 1978-1979 | | 22043 |
| 4.8L L6 292 CID | 1982-1983 | Custom, Silverado | 22043 |
| 4.8L L6 292 CID | 1985-1986 | Custom, Scottsdale, Silverado | 22045 |
| 4.8L L6 4785cc 292 CID | 1975-1976 | | 21049 |
| 4.8L L6 4785cc 292 CID | 1976-1977 | | 22049 |
| 4.8L L6 4786cc 292 CID | 1963-1977 | | 21049 |
| 4.8L L6 4786cc 292 CID | 1975-1977 | | 22049 |
| 5.0L V8 305 CID | 1980 | Cheyenne, Custom Deluxe, Scottsdale, Silverado; Code FC | 22049 |
| 5.0L V8 305 CID | 1980 | Cheyenne; Code AM | 22045 |
| 5.0L V8 305 CID | 1980 | Cheyenne; Code CB,CU,CX,FB | 22045 |
| 5.0L V8 305 CID | 1980 | Cheyenne; Code DD | 22045 |
| 5.0L V8 305 CID | 1980 | Custom Deluxe; Code AM | 22045 |
| 5.0L V8 305 CID | 1980 | Custom Deluxe; Code CB,CU,CX,FB | 22045 |
| 5.0L V8 305 CID | 1980 | Custom Deluxe; Code DD | 22045 |
| 5.0L V8 305 CID | 1980 | Scottsdale; Code AM | 22045 |
| 5.0L V8 305 CID | 1980 | Scottsdale; Code CB,CU,CX,FB | 22045 |
| 5.0L V8 305 CID | 1980 | Scottsdale; Code DD | 22045 |
| 5.0L V8 305 CID | 1980 | Silverado; Code AM | 22045 |
| 5.0L V8 305 CID | 1980 | Silverado; Code CB,CU,CX,FB | 22045 |
| 5.0L V8 305 CID | 1980 | Silverado; Code DD | 22045 |
| 5.0L V8 305 CID | 1981 | Custom, Deluxe; Code FC | 22049 |
| 5.0L V8 305 CID | 1981 | Custom; Code AM | 22045 |
| 5.0L V8 305 CID | 1981 | Custom; Code CB,CU,CX,FB | 22045 |
| 5.0L V8 305 CID | 1981 | Custom; Code DD | 22045 |
| 5.0L V8 305 CID | 1981 | Deluxe; Code AM | 22045 |
| 5.0L V8 305 CID | 1981 | Deluxe; Code CB,CU,CX,FB | 22045 |
| 5.0L V8 305 CID | 1981 | Deluxe; Code DD | 22045 |
| 5.0L V8 305 CID | 1981 | Deluxe; Spring Code-DA | 22049 |
| 5.0L V8 305 CID | 1982 | Custom, Scottsdale; Code CM,FC | 22049 |
| 5.0L V8 305 CID | 1982 | Silverado; Code CM,FC | 22049 |
| 5.0L V8 305 CID | 1984 | Custom; Code DM | 22045 |
| 5.0L V8 305 CID | 1984 | Scottsdale, Silverado; Code DM | 22045 |
| 5.0L V8 305 CID | 1984 | Scottsdale; Code CM,FC,KC | 22045 |
| 5.0L V8 305 CID | 1986 | Custom, Scottsdale, Silverado; Spring Code-DA | 22045 |
| 5.0L V8 305 CID | 1977-1979 | | 22045 |
| 5.0L V8 305 CID | 1981-1985 | Custom; Spring Code-DA | 22049 |
| 5.0L V8 305 CID | 1982-1985 | Scottsdale; Spring Code-DA | 22049 |
| 5.0L V8 305 CID | 1982-1985 | Silverado; Spring Code-DA | 22049 |
| 5.0L V8 305 CID | 1982-1986 | Custom, Silverado; Code DB | 22045 |
| 5.0L V8 305 CID | 1982-1986 | Scottsdale; Code DB | 22045 |
| 5.0L V8 305 CID | 1983-1984 | Custom, Silverado; Code CM,FC,KC | 22045 |
| 5.0L V8 305 CID | 1985-1986 | Custom, Scottsdale, Silverado; Code DM,GZ | 22045 |
| 5.3L V8 5360cc 327 CID | 1966-1968 | | 21049 |
| 5.7L V8 350 CID | 1980 | Cheyenne, Custom Deluxe, Scottsdale, Silverado | 22045 |
| 5.7L V8 350 CID | 1981 | Custom; Code AM | 22045 |
| 5.7L V8 350 CID | 1981 | Custom; Code CB,CU,CX,FB | 22045 |
| 5.7L V8 350 CID | 1981 | Deluxe; Code AM | 22045 |
| 5.7L V8 350 CID | 1981 | Deluxe; Code CB,CU,CX,FB | 22045 |
| 5.7L V8 350 CID | 1981 | Deluxe; Code DM | 22045 |
| 5.7L V8 350 CID | 1981 | Deluxe; Spring Code-DA | 22049 |
| 5.7L V8 350 CID | 1982 | Custom, Scottsdale; Code CM,FC | 22049 |
| 5.7L V8 350 CID | 1982 | Scottsdale; Code DD | 22045 |

| Engine | Years | Application | USMW |
|------------------------|-----------|--|-------|
| 5.7L V8 350 CID | 1982 | Scottsdale; Code DM | 22045 |
| 5.7L V8 350 CID | 1982 | Silverado; Code CM,FC | 22049 |
| 5.7L V8 350 CID | 1984 | Scottsdale, Silverado; Code DM | 22045 |
| 5.7L V8 350 CID | 1984 | Scottsdale; Code CM,FC,KC | 22045 |
| 5.7L V8 350 CID | 1985 | Custom, Scottsdale, Silverado; Code CM,FC,HD,KC | 22042 |
| 5.7L V8 350 CID | 1985 | Custom, Scottsdale, Silverado; Code HD | 22045 |
| 5.7L V8 350 CID | 1985 | Custom, Scottsdale, Silverado; Stamped #DA | 22049 |
| 5.7L V8 350 CID | 1986 | Custom, Scottsdale, Silverado; Code CM,FC,HD,KC | 22045 |
| 5.7L V8 350 CID | 1986 | Custom, Scottsdale, Silverado; Spring Code-DA | 22049 |
| 5.7L V8 350 CID | 1975-1979 | | 22045 |
| 5.7L V8 350 CID | 1981-1984 | Custom; Code DM | 22045 |
| 5.7L V8 350 CID | 1981-1984 | Custom; Spring Code-DA | 22049 |
| 5.7L V8 350 CID | 1982-1983 | Custom, Silverado; Code DD | 22045 |
| 5.7L V8 350 CID | 1982-1984 | Scottsdale; Spring Code-DA | 22049 |
| 5.7L V8 350 CID | 1982-1984 | Silverado; Code DM | 22045 |
| 5.7L V8 350 CID | 1982-1984 | Silverado; Spring Code-DA | 22049 |
| 5.7L V8 350 CID | 1982-1986 | Custom, Silverado; Code DB | 22045 |
| 5.7L V8 350 CID | 1982-1986 | Scottsdale; Code DB | 22045 |
| 5.7L V8 350 CID | 1983-1984 | Custom, Silverado; Code CM,FC,KC | 22045 |
| 5.7L V8 350 CID | 1985-1986 | Custom, Scottsdale, Silverado; Code DM,GZ | 22045 |
| 6.2L V8 379 CID | 1982 | Custom, Scottsdale, Silverado; Code AY | 22602 |
| 6.2L V8 379 CID | 1982 | Custom; Code DT | 22052 |
| 6.2L V8 379 CID | 1982 | Scottsdale; Code DT | 22052 |
| 6.2L V8 379 CID | 1982 | Silverado; Code DT | 22052 |
| 6.2L V8 379 CID | 1983 | Custom, Silverado; Code ACC | 22052 |
| 6.2L V8 379 CID | 1984 | Scottsdale; Code ABC | 22052 |
| 6.2L V8 379 CID | 1985 | Custom, Scottsdale, Silverado; Code ABC,DT | 22052 |
| 6.2L V8 379 CID | 1986 | Custom, Scottsdale, Silverado; Code ABC | 22052 |
| 6.2L V8 379 CID | 1982-1984 | Custom; Code AW | 22052 |
| 6.2L V8 379 CID | 1982-1984 | Custom; Coode DT | 22052 |
| 6.2L V8 379 CID | 1982-1984 | Scottsdale; Code AW | 22052 |
| 6.2L V8 379 CID | 1982-1984 | Scottsdale; Coode DT | 22052 |
| 6.2L V8 379 CID | 1982-1984 | Silverado; Code AW | 22052 |
| 6.2L V8 379 CID | 1982-1984 | Silverado; Coode DT | 22052 |
| 6.2L V8 379 CID | 1983-1984 | Custom; Code ABC | 22052 |
| 6.2L V8 379 CID | 1983-1984 | Silverado; Code ABC | 22052 |
| 6.2L V8 379 CID | 1985-1986 | Custom; Code ABC,DT | 22052 |
| 6.2L V8 379 CID | 1985-1986 | Custom; Code AW,HT | 22052 |
| 6.2L V8 379 CID | 1985-1986 | Scottsdale; Code ABC,DT | 22052 |
| 6.2L V8 379 CID | 1985-1986 | Scottsdale; Code AW,HT | 22052 |
| 6.2L V8 379 CID | 1985-1986 | Silverado; Code ABC,DT | 22052 |
| 6.2L V8 379 CID | 1985-1986 | Silverado; Code AW,HT | 22052 |
| 6.6L V8 400 CID | 1980 | Cheyenne, Custom Deluxe, Scottsdale, Silverado | 22045 |
| 6.6L V8 400 CID | 1976-1979 | | 22045 |
| 7.4L V8 454 CID | 1975-1986 | | 22045 |
| C20 (MEX) | | | |
| 5.7L V8 5700cc 350 CID | 1987-1968 | | 21049 |
| 5.7L V8 5700cc 350 CID | 1987-1968 | | 22045 |
| 5.7L V8 5700cc 350 CID | 1987-1968 | | 22049 |
| 5.7L V8 5700cc 350 CID | 1987-1968 | | 22051 |
| 5.7L V8 5700cc 350 CID | 1987-1968 | | 22054 |
| C20 PICKUP | | | |
| 5.0L V8 307 CID | 1968-1973 | | 22045 |
| 5.0L V8 5031cc 307 CID | 1968-1973 | | 22045 |
| 5.7L V8 350 CID | 1969-1974 | | 22045 |
| 5.7L V8 5736cc 350 CID | 1969-1974 | | 22045 |
| 5.7L V8 5737cc 350 CID | 1974 | | 22045 |
| 6.5L V8 396 CID | 1968-1969 | | 22045 |
| 6.5L V8 6489cc 396 CID | 1968-1969 | | 22045 |
| 6.6L V8 402 CID | 1970-1972 | | 22045 |
| 6.6L V8 6588cc 402 CID | 1970-1972 | | 22045 |
| 7.4L V8 454 CID | 1973-1974 | | 22045 |
| 7.4L V8 7439cc 454 CID | 1973-1974 | | 22045 |
| 7.4L V8 7441cc 454 CID | 1973-1974 | | 22045 |
| C20 SUBURBAN | | | |
| 4.8L L6 292 CID | 1980 | Custom Deluxe, Scottsdale, Silverado; Exc.Air Cond | 22043 |

| Engine | Years | Application | USMW |
|-----------------------------|-----------|---|-------|
| CHEVROLET (CONT.) | | | |
| C20 SUBURBAN (CONT.) | | | |
| 4.8L L6 292 CID | 1980 | Custom Deluxe, Scottsdale, Silverado; For A/C Belt | 22049 |
| 4.8L L6 292 CID | 1981 | Custom, Deluxe; Exc.Air Cond | 22043 |
| 4.8L L6 292 CID | 1981 | Custom, Deluxe; For A/C Belt | 22049 |
| 4.8L L6 292 CID | 1982 | Custom, Scottsdale, Silverado | 22043 |
| 4.8L L6 292 CID | 1978-1979 | | 22043 |
| 5.0L V8 305 CID | 1980 | Custom Deluxe, Scottsdale, Silverado; Code FC | 22049 |
| 5.0L V8 305 CID | 1980 | Custom Deluxe; Code AM | 22045 |
| 5.0L V8 305 CID | 1980 | Custom Deluxe; Code CB,CU,CX,FB | 22045 |
| 5.0L V8 305 CID | 1980 | Custom Deluxe; Code DD | 22045 |
| 5.0L V8 305 CID | 1980 | Scottsdale; Code AM | 22045 |
| 5.0L V8 305 CID | 1980 | Scottsdale; Code CB,CU,CX,FB | 22045 |
| 5.0L V8 305 CID | 1980 | Scottsdale; Code DD | 22045 |
| 5.0L V8 305 CID | 1980 | Silverado; Code AM | 22045 |
| 5.0L V8 305 CID | 1980 | Silverado; Code CB,CU,CX,FB | 22045 |
| 5.0L V8 305 CID | 1980 | Silverado; Code DD | 22045 |
| 5.0L V8 305 CID | 1981 | Custom, Deluxe; Code FC | 22049 |
| 5.0L V8 305 CID | 1981 | Custom; Code AM | 22045 |
| 5.0L V8 305 CID | 1981 | Custom; Code CB,CU,CX,FB | 22045 |
| 5.0L V8 305 CID | 1981 | Custom; Code DD | 22045 |
| 5.0L V8 305 CID | 1981 | Deluxe; Code AM | 22045 |
| 5.0L V8 305 CID | 1981 | Deluxe; Code CB,CU,CX,FB | 22045 |
| 5.0L V8 305 CID | 1981 | Deluxe; Code DD | 22045 |
| 5.0L V8 305 CID | 1981 | Deluxe; Spring Code-DA | 22049 |
| 5.0L V8 305 CID | 1982 | Custom, Scottsdale; Code CM,FC | 22049 |
| 5.0L V8 305 CID | 1982 | Silverado; Code CM,FC | 22049 |
| 5.0L V8 305 CID | 1984 | Custom; Code DM | 22045 |
| 5.0L V8 305 CID | 1984 | Scottsdale, Silverado; Code DM | 22045 |
| 5.0L V8 305 CID | 1984 | Scottsdale; Code CM,FC,KC | 22045 |
| 5.0L V8 305 CID | 1977-1979 | | 22045 |
| 5.0L V8 305 CID | 1981-1986 | Custom; Spring Code-DA | 22049 |
| 5.0L V8 305 CID | 1982-1986 | Custom, Silverado; Code DB | 22045 |
| 5.0L V8 305 CID | 1982-1986 | Scottsdale; Code DB | 22045 |
| 5.0L V8 305 CID | 1982-1986 | Scottsdale; Spring Code-DA | 22049 |
| 5.0L V8 305 CID | 1982-1986 | Silverado; Spring Code-DA | 22049 |
| 5.0L V8 305 CID | 1983-1984 | Custom, Silverado; Code CM,FC,KC | 22045 |
| 5.0L V8 305 CID | 1985-1986 | Custom, Scottsdale, Silverado; Code DM,GZ | 22045 |
| 5.0L V8 307 CID | 1968-1973 | | 22045 |
| 5.0L V8 5031cc 307 CID | 1968-1973 | | 22045 |
| 5.7L V8 350 CID | 1980 | Custom Deluxe; Code AM | 22045 |
| 5.7L V8 350 CID | 1980 | Custom Deluxe; Code CB,CU,CX,FB | 22045 |
| 5.7L V8 350 CID | 1980 | Custom Deluxe; Code DM | 22045 |
| 5.7L V8 350 CID | 1980 | Scottsdale; Code AM | 22045 |
| 5.7L V8 350 CID | 1980 | Scottsdale; Code CB,CU,CX,FB | 22045 |
| 5.7L V8 350 CID | 1980 | Silverado; Code AM | 22045 |
| 5.7L V8 350 CID | 1980 | Silverado; Code CB,CU,CX,FB | 22045 |
| 5.7L V8 350 CID | 1981 | Custom; Code AM | 22045 |
| 5.7L V8 350 CID | 1981 | Custom; Code CB,CU,CX,FB | 22045 |
| 5.7L V8 350 CID | 1981 | Deluxe; Code AM | 22045 |
| 5.7L V8 350 CID | 1981 | Deluxe; Code CB,CU,CX,FB | 22045 |
| 5.7L V8 350 CID | 1981 | Deluxe; Code DM | 22045 |
| 5.7L V8 350 CID | 1981 | Deluxe; Spring Code-DA | 22049 |
| 5.7L V8 350 CID | 1982 | Custom, Scottsdale; Code CM,FC | 22049 |
| 5.7L V8 350 CID | 1982 | Scottsdale; Code DD | 22045 |
| 5.7L V8 350 CID | 1982 | Silverado; Code CM,FC | 22049 |
| 5.7L V8 350 CID | 1984 | Scottsdale, Silverado; Code DM | 22045 |
| 5.7L V8 350 CID | 1984 | Scottsdale; Code CM,FC,KC | 22045 |
| 5.7L V8 350 CID | 1985 | Custom, Scottsdale, Silverado; Code CM,FC,HD,KC | 22042 |
| 5.7L V8 350 CID | 1985 | Custom, Scottsdale, Silverado; Code HD | 22045 |
| 5.7L V8 350 CID | 1986 | Custom, Scottsdale, Silverado; Code CM,FC,HD,KC | 22045 |
| 5.7L V8 350 CID | 1986 | Custom, Scottsdale, Silverado; Spring Code-DA | 22049 |
| 5.7L V8 350 CID | 1969-1979 | | 22045 |
| 5.7L V8 350 CID | 1980-1982 | Scottsdale; Code DM | 22045 |
| 5.7L V8 350 CID | 1980-1984 | Silverado; Code DM | 22045 |
| 5.7L V8 350 CID | 1981-1984 | Custom; Code DM | 22045 |

| Engine | Years | Application | USMW |
|------------------------|-----------|--|-------|
| 5.7L V8 350 CID | 1981-1984 | Custom; Spring Code-DA | 22049 |
| 5.7L V8 350 CID | 1982-1983 | Custom, Silverado; Code DD | 22045 |
| 5.7L V8 350 CID | 1982-1984 | Scottsdale; Spring Code-DA | 22049 |
| 5.7L V8 350 CID | 1982-1984 | Silverado; Spring Code-DA | 22049 |
| 5.7L V8 350 CID | 1982-1986 | Custom, Silverado; Code DB | 22045 |
| 5.7L V8 350 CID | 1982-1986 | Scottsdale; Code DB | 22045 |
| 5.7L V8 350 CID | 1983-1984 | Custom, Silverado; Code CM,FC,KC | 22045 |
| 5.7L V8 350 CID | 1985-1986 | Custom, Scottsdale, Silverado; Code DM,GZ | 22045 |
| 5.7L V8 5736cc 350 CID | 1969-1974 | | 22045 |
| 5.7L V8 5737cc 350 CID | 1974 | | 22045 |
| 6.2L V8 379 CID | 1982 | Custom, Scottsdale, Silverado; Code AY | 22602 |
| 6.2L V8 379 CID | 1983 | Custom, Silverado; Code ACC | 22052 |
| 6.2L V8 379 CID | 1982-1984 | Custom; Code AW | 22052 |
| 6.2L V8 379 CID | 1982-1984 | Custom; Code DT | 22052 |
| 6.2L V8 379 CID | 1982-1984 | Scottsdale; Code AW | 22052 |
| 6.2L V8 379 CID | 1982-1984 | Scottsdale; Code DT | 22052 |
| 6.2L V8 379 CID | 1982-1984 | Silverado; Code AW | 22052 |
| 6.2L V8 379 CID | 1982-1984 | Silverado; Code DT | 22052 |
| 6.2L V8 379 CID | 1985-1986 | Custom; Code ABC,DT | 22052 |
| 6.2L V8 379 CID | 1985-1986 | Custom; Code AW,HT | 22052 |
| 6.2L V8 379 CID | 1985-1986 | Scottsdale; Code ABC,DT | 22052 |
| 6.2L V8 379 CID | 1985-1986 | Scottsdale; Code AW,HT | 22052 |
| 6.2L V8 379 CID | 1985-1986 | Silverado; Code ABC,DT | 22052 |
| 6.2L V8 379 CID | 1985-1986 | Silverado; Code AW,HT | 22052 |
| 6.5L V8 396 CID | 1968-1969 | | 22045 |
| 6.5L V8 6489cc 396 CID | 1968-1969 | | 22045 |
| 6.6L V8 400 CID | 1980 | Custom Deluxe, Scottsdale, Silverado | 22045 |
| 6.6L V8 400 CID | 1976-1979 | | 22045 |
| 6.6L V8 402 CID | 1970-1972 | | 22045 |
| 6.6L V8 6588cc 402 CID | 1970-1972 | | 22045 |
| 7.4L V8 454 CID | 1980 | Custom Deluxe, Scottsdale, Silverado | 22045 |
| 7.4L V8 454 CID | 1981 | Deluxe | 22045 |
| 7.4L V8 454 CID | 1973-1979 | | 22045 |
| 7.4L V8 454 CID | 1981-1986 | Custom | 22045 |
| 7.4L V8 454 CID | 1982-1984 | Custom, Silverado | 22045 |
| 7.4L V8 454 CID | 1982-1986 | Scottsdale | 22045 |
| 7.4L V8 454 CID | 1982-1986 | Silverado | 22045 |
| 7.4L V8 454 CID | 1985-1986 | Custom, Scottsdale, Silverado | 22045 |
| 7.4L V8 7439cc 454 CID | 1973-1974 | | 22045 |
| 7.4L V8 7441cc 454 CID | 1973-1974 | | 22045 |
| C20905 (MEX) | | | |
| 4.7L V8 4738cc 283 CID | 1965-1967 | | 21049 |
| 4.7L V8 4738cc 283 CID | 1965-1967 | | 22045 |
| 4.7L V8 4738cc 283 CID | 1965-1967 | | 22049 |
| 4.7L V8 4738cc 283 CID | 1965-1967 | | 22051 |
| 4.7L V8 4738cc 283 CID | 1965-1967 | | 22054 |
| 4.8L L6 4800cc 292 CID | 1965-1967 | | 21049 |
| 4.8L L6 4800cc 292 CID | 1965-1967 | | 22045 |
| 4.8L L6 4800cc 292 CID | 1965-1967 | | 22049 |
| 4.8L L6 4800cc 292 CID | 1965-1967 | | 22051 |
| 4.8L L6 4800cc 292 CID | 1965-1967 | | 22054 |
| C25 (MEX) | | | |
| 5.7L V8 5700cc CID | 1992-1996 | | 22162 |
| 5.7L V8 5700cc 350 CID | 1994-1996 | | 22145 |
| C2500 | | | |
| 4.3L V6 262 CID | 1992 | Scottsdale; Code GJ,HS | 22145 |
| 4.3L V6 262 CID | 1988-1989 | Cheyenne, Scottsdale, Silverado; Code GJ,HS | 22145 |
| 4.3L V6 262 CID | 1988-1992 | Scottsdale; Code AR,AX,BD,GP,HK,JM | 22140 |
| 4.3L V6 262 CID | 1988-1992 | Scottsdale; Code DD,GG,GN | 22153 |
| 4.3L V6 262 CID | 1988-1995 | Cheyenne, Silverado; Code AR,AX,BD,GP,HK,JM | 22140 |
| 4.3L V6 262 CID | 1988-1995 | Cheyenne, Silverado; Code DD,GG,GN | 22153 |
| 4.3L V6 262 CID | 1990-1991 | Cheyenne, Scottsdale, Silverado; Code HS | 22145 |
| 4.3L V6 262 CID | 1992-1993 | Cheyenne, Silverado; Code GJ,HS | 22145 |
| 4.3L V6 262 CID | 1993-1995 | Cheyenne, Silverado; Code GK | 22142 |
| 4.3L V6 262 CID | 1994-1995 | Base, Cheyenne, Silverado, WT; Code BT,GM,HL | 22149 |
| 4.3L V6 262 CID | 1994-1995 | Base, WT; Code AR,AX,BD,GP,HK,JM | 22140 |
| 4.3L V6 262 CID | 1994-1995 | Base, WT; Code DD,GG,GN | 22153 |
| 4.3L V6 262 CID | 1994-1995 | Base, WT; Code GK | 22142 |
| 5.0L V8 305 CID | 1990 | Cheyenne, Scottsdale, Silverado; Code HS | 22145 |

| Engine | Years | Application | USMW |
|--------------------------|-----------|---|-------|
| CHEVROLET (CONT.) | | | |
| C2500 (CONT.) | | | |
| 5.0L V8 305 CID | 1992 | Scottsdale; Code BT,GM,HL | 22149 |
| 5.0L V8 305 CID | 1996 | Base; Exc.Towing Pkg; For A/C Belt | 22158 |
| 5.0L V8 305 CID | 1996 | Base; For A/C Belt; Towing Pkg | 22158 |
| 5.0L V8 305 CID | 1997 | Base, Cheyenne, Silverado; For A/C Belt | 22158 |
| 5.0L V8 305 CID | 1998 | WT; Exc.Air Cond | 22162 |
| 5.0L V8 305 CID | 1998 | WT; For A/C Belt | 22158 |
| 5.0L V8 305 CID | 1988-1989 | Cheyenne, Scottsdale, Silverado; Code HS,GJ | 22145 |
| 5.0L V8 305 CID | 1988-1992 | Scottsdale; Code AR,AX,BD,GP,HK,JM | 22140 |
| 5.0L V8 305 CID | 1988-1992 | Scottsdale; Code DD,GG,GN | 22153 |
| 5.0L V8 305 CID | 1988-1995 | Cheyenne, Silverado; Code AR,AX,BD,GP,HK,JM | 22140 |
| 5.0L V8 305 CID | 1988-1995 | Cheyenne, Silverado; Code DD,GG,GN | 22153 |
| 5.0L V8 305 CID | 1992-1995 | Cheyenne, Silverado; Code BT,GM,HL | 22149 |
| 5.0L V8 305 CID | 1994-1995 | Base, WT; Code AR,AX,BD,GP,HK,JM | 22140 |
| 5.0L V8 305 CID | 1994-1995 | Base, WT; Code BT,GM,HL | 22149 |
| 5.0L V8 305 CID | 1994-1995 | Base, WT; Code DD,GG,GN | 22153 |
| 5.0L V8 305 CID | 1996-1997 | Base; Exc.Air Cond | 22162 |
| 5.0L V8 305 CID | 1996-1998 | Cheyenne, Silverado; Exc.Air Cond | 22162 |
| 5.0L V8 305 CID | 1996-1998 | Cheyenne; Exc.Towing Pkg; For A/C Belt | 22158 |
| 5.0L V8 305 CID | 1996-1998 | Cheyenne; For A/C Belt; Towing Pkg | 22158 |
| 5.0L V8 305 CID | 1996-1998 | Silverado; Exc.Towing Pkg; For A/C Belt | 22158 |
| 5.0L V8 305 CID | 1996-1998 | Silverado; For A/C Belt; Towing Pkg | 22158 |
| 5.7L V8 350 CID | 1992 | Scottsdale; Code GJ,HS | 22145 |
| 5.7L V8 350 CID | 1993 | Cheyenne, Silverado; Code GK | 22142 |
| 5.7L V8 350 CID | 1996 | Base, Cheyenne, Silverado; Exc.Air Cond | 22162 |
| 5.7L V8 350 CID | 1998 | Cheyenne, Silverado, WT; Exc.Air Cond | 22162 |
| 5.7L V8 350 CID | 1998 | Cheyenne, Silverado, WT; For A/C Belt | 22158 |
| 5.7L V8 350 CID | 1988-1989 | Cheyenne, Scottsdale, Silverado; Code GJ,HS | 22145 |
| 5.7L V8 350 CID | 1988-1992 | Scottsdale; Code AR,AX,BD,GP,HK,JM | 22140 |
| 5.7L V8 350 CID | 1988-1992 | Scottsdale; Code DD,GG,GN | 22153 |
| 5.7L V8 350 CID | 1988-1993 | Cheyenne, Silverado; Code AR,AX,BD,GP,HK,JM | 22140 |
| 5.7L V8 350 CID | 1988-1993 | Cheyenne, Silverado; Code DD,GG,GN | 22153 |
| 5.7L V8 350 CID | 1990-1991 | Cheyenne, Scottsdale, Silverado; Code HS | 22145 |
| 5.7L V8 350 CID | 1992-1993 | Cheyenne, Silverado; Code GJ,HS | 22145 |
| 5.7L V8 350 CID | 1994-1995 | Base, Cheyenne, Silverado, WT; Code AR,AX,BD,GP,HK,JM | 22140 |
| 5.7L V8 350 CID | 1994-1995 | Base, Cheyenne, Silverado, WT; Code BT,GM,HL | 22149 |
| 5.7L V8 350 CID | 1994-1995 | Base, Cheyenne, Silverado, WT; Code DD,GG,GN | 22153 |
| 5.7L V8 350 CID | 1994-1995 | Base, Cheyenne, Silverado, WT; Code GK | 22142 |
| 5.7L V8 350 CID | 1996-1997 | Base, Cheyenne, Silverado; For A/C Belt | 22158 |
| 5.7L V8 350 CID | 1996-1997 | Base; Exc.Air Cond | 22162 |
| 5.7L V8 350 CID | 1996-1998 | Cheyenne, Silverado; Exc.Air Cond | 22162 |
| 5.7L V8 350 CID | 1999-2000 | Base, LS; Exc.Air Cond | 22162 |
| 5.7L V8 350 CID | 1999-2000 | Base, LS; For A/C Belt | 22158 |
| 6.2L V8 379 CID | 1988 | Cheyenne, Scottsdale, Silverado | 22154 |
| 6.2L V8 379 CID | 1989-1992 | Scottsdale | 22154 |
| 6.2L V8 379 CID | 1989-1993 | Cheyenne, Silverado | 22154 |
| 6.5L V8 395 CID | 1996 | Base, Cheyenne, Silverado | 22605 |
| 6.5L V8 395 CID | 1997 | Base | 22613 |
| 6.5L V8 395 CID | 1998 | WT | 22613 |
| 6.5L V8 395 CID | 1999 | Base, LS; Code GCP | 22613 |
| 6.5L V8 395 CID | 1999 | Base, LS; Code GDF | 22614 |
| 6.5L V8 395 CID | 2000 | Base, LS | 22614 |
| 6.5L V8 395 CID | 1992-1993 | Cheyenne, Silverado | 22606 |
| 6.5L V8 395 CID | 1994-1995 | Base, Cheyenne, Silverado, WT | 22605 |
| 6.5L V8 395 CID | 1997-1998 | Cheyenne, Silverado | 22613 |
| 7.4L V8 454 CID | 1991-1998 | Cheyenne, Silverado | 22145 |
| 7.4L V8 454 CID | 1994-1997 | Base | 22145 |
| 7.4L V8 454 CID | 1994-1998 | WT | 22145 |
| 7.4L V8 454 CID | 1999-2000 | Base, LS | 22145 |
| C2500 (MEX) | | | |
| 5.7L V8 5700cc 350 CID | 1988-1991 | With A/C | 22145 |
| 5.7L V8 5700cc 350 CID | 1988-1991 | With A/C | 22153 |
| 5.7L V8 5700cc 350 CID | 1988-1991 | Without A/C | 22142 |
| 5.7L V8 5700cc 350 CID | 1998-1991 | | 22145 |
| 5.7L V8 5737cc 350 CID | 2000-1991 | With A/C | 22157 |
| 5.7L V8 5737cc 350 CID | 2000-1991 | With A/C | 22158 |

| Engine | Years | Application | USMW |
|------------------------|-----------|--|-------|
| 5.7L V8 5737cc 350 CID | 2000-1991 | Without A/C | 22162 |
| C2500 SUBURBAN | | | |
| 5.7L V8 350 CID | 1994 | Silverado; Code BT,GM,HL | 22149 |
| 5.7L V8 350 CID | 1995 | LS, LT; Code AR,AX,BD,GP,HK,JM | 22140 |
| 5.7L V8 350 CID | 1995 | LS, LT; Code BT,GM,HL | 22149 |
| 5.7L V8 350 CID | 1995 | LS, LT; Code DD,GG,GN | 22153 |
| 5.7L V8 350 CID | 1995 | LS, LT; Code GK | 22142 |
| 5.7L V8 350 CID | 1992-1993 | Base, Silverado; Code GJ,HS | 22145 |
| 5.7L V8 350 CID | 1992-1994 | Silverado; Code AR,AX,BD,GP,HK,JM | 22140 |
| 5.7L V8 350 CID | 1992-1994 | Silverado; Code DD,GG,GN | 22153 |
| 5.7L V8 350 CID | 1992-1995 | Base; Code AR,AX,BD,GP,HK,JM | 22140 |
| 5.7L V8 350 CID | 1992-1995 | Base; Code DD,GG,GN | 22153 |
| 5.7L V8 350 CID | 1993-1994 | Silverado; Code GK | 22142 |
| 5.7L V8 350 CID | 1993-1995 | Base; Code GK | 22142 |
| 5.7L V8 350 CID | 1994-1995 | Base; Code BT,GM,HL | 22149 |
| 5.7L V8 350 CID | 1996-1997 | Base, LS, LT; For A/C Belt | 22158 |
| 5.7L V8 350 CID | 1996-1997 | LT; Exc.Air Cond | 22162 |
| 5.7L V8 350 CID | 1996-1999 | Base, LS; Exc.Air Cond | 22162 |
| 5.7L V8 350 CID | 1998-1999 | Base, LS; For A/C Belt | 22158 |
| 6.5L V8 395 CID | 1994 | Silverado | 22605 |
| 6.5L V8 395 CID | 1997 | LT | 22613 |
| 6.5L V8 395 CID | 1999 | Base, LS; Code GCP | 22613 |
| 6.5L V8 395 CID | 1999 | Base, LS; Code GDF | 22614 |
| 6.5L V8 395 CID | 1994-1996 | Base | 22605 |
| 6.5L V8 395 CID | 1995-1996 | LS, LT | 22605 |
| 6.5L V8 395 CID | 1997-1998 | Base, LS | 22613 |
| 7.4L V8 454 CID | 1994 | Silverado | 22145 |
| 7.4L V8 454 CID | 1992-1993 | Base; Code GD,HM,HN | 22145 |
| 7.4L V8 454 CID | 1992-1993 | Base; Code GR,HG,HZ,JW | 22145 |
| 7.4L V8 454 CID | 1992-1993 | Silverado; Code GD,HM,HN | 22145 |
| 7.4L V8 454 CID | 1992-1993 | Silverado; Code GR,HG,HZ,JW | 22145 |
| 7.4L V8 454 CID | 1994-1999 | Base | 22145 |
| 7.4L V8 454 CID | 1995-1997 | LT | 22145 |
| 7.4L V8 454 CID | 1995-1999 | LS | 22145 |
| C30 | | | |
| 3.8L L6 3770cc 230 CID | 1964-1965 | | 21049 |
| 3.8L L6 3852cc 235 CID | 1961-1962 | | 21049 |
| 4.1L L6 250 CID | 1980 | Cheyenne, Custom Deluxe, Scottsdale, Silverado | 22043 |
| 4.1L L6 250 CID | 1975-1979 | | 22045 |
| 4.1L L6 250 CID | 1978-1979 | | 22043 |
| 4.1L L6 4098cc 250 CID | 1966-1967 | | 21049 |
| 4.6L V8 4663cc 283 CID | 1961-1967 | | 21049 |
| 4.8L L6 292 CID | 1980 | Cheyenne, Custom Deluxe, Scottsdale, Silverado; Exc.Air Cond | 22043 |
| 4.8L L6 292 CID | 1980 | Cheyenne, Custom Deluxe, Scottsdale, Silverado; For A/C Belt | 22049 |
| 4.8L L6 292 CID | 1981 | Custom, Deluxe; Exc.Air Cond | 22043 |
| 4.8L L6 292 CID | 1981 | Custom, Deluxe; For A/C Belt | 22049 |
| 4.8L L6 292 CID | 1982 | Scottsdale | 22043 |
| 4.8L L6 292 CID | 1984 | Custom, Scottsdale, Silverado; Exc.Air Cond | 22043 |
| 4.8L L6 292 CID | 1984 | Custom, Scottsdale, Silverado; For A/C Belt | 22045 |
| 4.8L L6 292 CID | 1975-1979 | | 22045 |
| 4.8L L6 292 CID | 1978-1979 | | 22043 |
| 4.8L L6 292 CID | 1982-1983 | Custom, Silverado | 22043 |
| 4.8L L6 292 CID | 1985-1986 | Custom, Scottsdale, Silverado | 22045 |
| 4.8L L6 4786cc 292 CID | 1963-1967 | | 22049 |
| 5.0L V8 305 CID | 1978-1979 | | 22045 |
| 5.3L V8 5360cc 327 CID | 1966-1968 | | 21049 |
| 5.7L V8 350 CID | 1979 | | 22049 |
| 5.7L V8 350 CID | 1980 | Cheyenne, Custom Deluxe, Scottsdale | 22045 |
| 5.7L V8 350 CID | 1980 | Silverado | 22045 |
| 5.7L V8 350 CID | 1981 | Custom; Code AM | 22045 |
| 5.7L V8 350 CID | 1981 | Custom; Code CB,CU,CX,FB | 22045 |
| 5.7L V8 350 CID | 1981 | Deluxe; Code AM | 22045 |
| 5.7L V8 350 CID | 1981 | Deluxe; Code CB,CU,CX,FB | 22045 |
| 5.7L V8 350 CID | 1981 | Deluxe; Code DM | 22045 |
| 5.7L V8 350 CID | 1981 | Deluxe; Spring Code-DA | 22049 |
| 5.7L V8 350 CID | 1982 | Custom, Scottsdale; Code DB | 22045 |
| 5.7L V8 350 CID | 1982 | Scottsdale, Silverado; Spring Code-DA | 22049 |

| Engine | Years | Application | USMW |
|--------------------------|-----------|--|-------|
| CHEVROLET (CONT.) | | | |
| C30 (CONT.) | | | |
| 5.7L V8 350 CID | 1982 | Scottsdale; Code DM | 22045 |
| 5.7L V8 350 CID | 1983 | Custom, Silverado; Spring Code-DA | 22049 |
| 5.7L V8 350 CID | 1983 | Custom; Code DB | 22045 |
| 5.7L V8 350 CID | 1984 | Custom, Scottsdale, Silverado; Code DM | 22045 |
| 5.7L V8 350 CID | 1985 | Custom, Scottsdale, Silverado; Stamped #DA | 22049 |
| 5.7L V8 350 CID | 1975-1979 | | 22045 |
| 5.7L V8 350 CID | 1980-1983 | Silverado; Code DM | 22045 |
| 5.7L V8 350 CID | 1981-1982 | Custom; Spring Code-DA | 22049 |
| 5.7L V8 350 CID | 1981-1983 | Custom; Code DM | 22045 |
| 5.7L V8 350 CID | 1982-1983 | Silverado; Code DB | 22045 |
| 5.7L V8 350 CID | 1984-1986 | Custom, Scottsdale, Silverado; Code DB | 22045 |
| 5.7L V8 350 CID | 1984-1986 | Custom, Scottsdale, Silverado; Spring Code-DA | 22049 |
| 5.7L V8 350 CID | 1985-1986 | Custom, Scottsdale, Silverado; Code DM,GZ | 22045 |
| 5.7L V8 5736cc 350 CID | 1972-1968 | | 21049 |
| 5.7L V8 5736cc 350 CID | 1972-1968 | | 22045 |
| 5.7L V8 5736cc 350 CID | 1978-1968 | | 22049 |
| 6.2L V8 379 CID | 1982 | Custom, Scottsdale, Silverado; Code AY | 22602 |
| 6.2L V8 379 CID | 1983 | Custom, Silverado; Code ACC | 22052 |
| 6.2L V8 379 CID | 1982-1984 | Custom; Code AW | 22052 |
| 6.2L V8 379 CID | 1982-1984 | Custom; Code DT | 22052 |
| 6.2L V8 379 CID | 1982-1984 | Scottsdale; Code AW | 22052 |
| 6.2L V8 379 CID | 1982-1984 | Scottsdale; Code DT | 22052 |
| 6.2L V8 379 CID | 1982-1984 | Silverado; Code AW | 22052 |
| 6.2L V8 379 CID | 1982-1984 | Silverado; Code DT | 22052 |
| 6.2L V8 379 CID | 1985-1986 | Custom; Code ABC,DT | 22052 |
| 6.2L V8 379 CID | 1985-1986 | Custom; Code AW,HT | 22052 |
| 6.2L V8 379 CID | 1985-1986 | Scottsdale; Code ABC,DT | 22052 |
| 6.2L V8 379 CID | 1985-1986 | Scottsdale; Code AW,HT | 22052 |
| 6.2L V8 379 CID | 1985-1986 | Silverado; Code ABC,DT | 22052 |
| 6.2L V8 379 CID | 1985-1986 | Silverado; Code AW,HT | 22052 |
| 6.6L V8 400 CID | 1976-1979 | | 22045 |
| 7.4L V8 454 CID | 1980 | Cheyenne, Custom Deluxe, Scottsdale, Silverado | 22045 |
| 7.4L V8 454 CID | 1981 | Deluxe | 22045 |
| 7.4L V8 454 CID | 1975-1979 | | 22045 |
| 7.4L V8 454 CID | 1981-1986 | Custom | 22045 |
| 7.4L V8 454 CID | 1982-1984 | Custom, Silverado | 22045 |
| 7.4L V8 454 CID | 1982-1986 | Scottsdale | 22045 |
| 7.4L V8 454 CID | 1982-1986 | Silverado | 22045 |
| 7.4L V8 454 CID | 1985-1986 | Custom, Scottsdale, Silverado | 22045 |
| C30 (MEX) | | | |
| 5.7L V8 5700cc 350 CID | 1979-1987 | | 21049 |
| 5.7L V8 5700cc 350 CID | 1979-1987 | | 22045 |
| 5.7L V8 5700cc 350 CID | 1979-1987 | | 22049 |
| 5.7L V8 5700cc 350 CID | 1979-1987 | | 22051 |
| 5.7L V8 5700cc 350 CID | 1979-1987 | | 22054 |
| C30 PICKUP | | | |
| 4.1L L6 250 CID | 1968-1974 | | 22045 |
| 4.1L L6 4097cc 250 CID | 1968-1974 | | 22045 |
| 4.1L L6 4098cc 250 CID | 1972-1974 | | 22045 |
| 4.8L L6 292 CID | 1968-1974 | | 22045 |
| 4.8L L6 4786cc 292 CID | 1973-1974 | | 22045 |
| 4.8L L6 4801cc 292 CID | 1968-1974 | | 22045 |
| 5.0L V8 307 CID | 1968-1973 | | 22045 |
| 5.0L V8 5031cc 307 CID | 1968-1973 | | 22045 |
| 5.7L V8 350 CID | 1969-1974 | | 22045 |
| 5.7L V8 5736cc 350 CID | 1969-1974 | | 22045 |
| 5.7L V8 5737cc 350 CID | 1974 | | 22045 |
| 6.5L V8 396 CID | 1968-1969 | | 22045 |
| 6.5L V8 6489cc 396 CID | 1968-1969 | | 22045 |
| 6.6L V8 402 CID | 1970-1972 | | 22045 |
| 6.6L V8 6588cc 402 CID | 1970-1972 | | 22045 |
| 7.4L V8 454 CID | 1973-1974 | | 22045 |
| 7.4L V8 7439cc 454 CID | 1973-1974 | | 22045 |
| 7.4L V8 7441cc 454 CID | 1973-1974 | | 22045 |
| C35 | | | |
| 5.7L V8 5735cc 350 CID | 1987 | | 22049 |

| Engine | Years | Application | USMW |
|------------------------|-----------|---|-------|
| C3500 | | | |
| 5.7L V8 350 CID | 1992 | Scottsdale; Code GJ,HS | 22145 |
| 5.7L V8 350 CID | 1996 | Base, Cheyenne, Silverado; Exc.Air Cond | 22162 |
| 5.7L V8 350 CID | 1997 | Base; Exc.Air Cond | 22162 |
| 5.7L V8 350 CID | 1998 | Cheyenne, Silverado; For A/C Belt | 22158 |
| 5.7L V8 350 CID | 1988-1989 | Cheyenne, Scottsdale, Silverado; Code GJ,HS | 22145 |
| 5.7L V8 350 CID | 1988-1992 | Scottsdale; Code DD,GG,GN | 22153 |
| 5.7L V8 350 CID | 1988-1995 | Cheyenne, Silverado; Code DD,GG,GN | 22153 |
| 5.7L V8 350 CID | 1990-1991 | Cheyenne, Scottsdale, Silverado; Code HS | 22145 |
| 5.7L V8 350 CID | 1992-1993 | Cheyenne, Silverado; Code GJ,HS | 22145 |
| 5.7L V8 350 CID | 1993-1995 | Cheyenne, Silverado; Code GK | 22142 |
| 5.7L V8 350 CID | 1994-1995 | Base, Cheyenne, Silverado; Code BT,GM,HL | 22149 |
| 5.7L V8 350 CID | 1994-1995 | Base; Code DD,GG,GN | 22153 |
| 5.7L V8 350 CID | 1994-1995 | Base; Code GK | 22142 |
| 5.7L V8 350 CID | 1996-1997 | Base, Cheyenne, Silverado; For A/C Belt | 22158 |
| 5.7L V8 350 CID | 1997-1998 | Cheyenne, Silverado; Exc.Air Cond | 22162 |
| 5.7L V8 350 CID | 1999-2000 | Base, LS; Exc.Air Cond | 22162 |
| 5.7L V8 350 CID | 1999-2000 | Base, LS; For A/C Belt | 22158 |
| 6.2L V8 379 CID | 1988-1992 | Scottsdale | 22154 |
| 6.2L V8 379 CID | 1988-1993 | Cheyenne, Silverado | 22154 |
| 6.5L V8 395 CID | 1997 | Base | 22613 |
| 6.5L V8 395 CID | 1999 | Base, LS; Code GCP | 22613 |
| 6.5L V8 395 CID | 1999 | Base, LS; Code GDF | 22614 |
| 6.5L V8 395 CID | 2000 | Base, LS | 22614 |
| 6.5L V8 395 CID | 1992-1993 | Cheyenne, Silverado | 22606 |
| 6.5L V8 395 CID | 1994-1996 | Base, Cheyenne, Silverado | 22605 |
| 6.5L V8 395 CID | 1997-1998 | Cheyenne, Silverado | 22613 |
| 7.4L V8 454 CID | 1988-1992 | Scottsdale; Code GD,HM,HN | 22145 |
| 7.4L V8 454 CID | 1988-1992 | Scottsdale; Code GR,HG,HZ,JW | 22145 |
| 7.4L V8 454 CID | 1988-1993 | Cheyenne; Code GD,HM,HN | 22145 |
| 7.4L V8 454 CID | 1988-1993 | Cheyenne; Code GR,HG,HZ,JW | 22145 |
| 7.4L V8 454 CID | 1988-1993 | Silverado; Code GD,HM,HN | 22145 |
| 7.4L V8 454 CID | 1988-1993 | Silverado; Code GR,HG,HZ,JW | 22145 |
| 7.4L V8 454 CID | 1994-1997 | Base | 22145 |
| 7.4L V8 454 CID | 1994-1998 | Cheyenne, Silverado | 22145 |
| 7.4L V8 454 CID | 1999-2000 | Base, LS | 22145 |
| C3500 (MEX) | | | |
| 5.7L V8 5700cc 350 CID | 1989-1991 | With A/C | 22145 |
| 5.7L V8 5700cc 350 CID | 1989-1991 | With A/C | 22153 |
| 5.7L V8 5700cc 350 CID | 1989-1991 | Without A/C | 22142 |
| C3500HD | | | |
| 5.7L V8 5736cc 350 CID | 1992-1994 | | 22142 |
| 6.5L V8 6474cc 395 CID | 1992-1993 | | 22606 |
| 6.5L V8 6474cc 395 CID | 1994-1996 | | 22605 |
| 6.5L V8 6474cc 395 CID | 1997-1999 | | 22613 |
| 6.5L V8 6474cc 395 CID | 2000-2002 | | 22614 |
| 7.4L V8 7441cc 454 CID | 1992-2000 | | 22145 |
| 8.1L V8 8128cc 496 CID | 2001-2002 | | 22158 |
| C3605 (MEX) | | | |
| 4.7L V8 4738cc 283 CID | 1967 | | 21049 |
| 4.7L V8 4738cc 283 CID | 1967 | | 22045 |
| 4.7L V8 4738cc 283 CID | 1967 | | 22049 |
| 4.7L V8 4738cc 283 CID | 1967 | | 22051 |
| 4.7L V8 4738cc 283 CID | 1967 | | 22054 |
| 4.8L L6 4800cc 292 CID | 1967 | | 21049 |
| 4.8L L6 4800cc 292 CID | 1967 | | 22045 |
| 4.8L L6 4800cc 292 CID | 1967 | | 22049 |
| 4.8L L6 4800cc 292 CID | 1967 | | 22051 |
| 4.8L L6 4800cc 292 CID | 1967 | | 22054 |
| C4500 KODIAK | | | |
| 6.6L V8 6599cc 403 CID | 2003-2007 | | 22629 |
| 8.1L V8 496 CID | 2003-2009 | | 22633 |
| C5500 KODIAK | | | |
| 6.0L V8 366 CID | 1990-1991 | | 22619 |
| 6.6L V8 6599cc 403 CID | 2003-2007 | | 22629 |
| 8.1L V8 496 CID | 2003-2009 | | 22633 |
| C60 | | | |
| 6.0L V8 366 CID | 1980-1990 | | 22603 |

| Engine | Years | Application | USMW |
|----------------------------|-----------|--|-------|
| CHEVROLET (CONT.) | | | |
| C60 KODIAK | | | |
| 6.0L V8 366 CID | 1990-1996 | | 22619 |
| 7.0L V8 6998cc 427 CID | 1990-1996 | | 22619 |
| C6500 KODIAK | | | |
| 6.0L V8 366 CID | 1997-1998 | | 22619 |
| 7.0L V8 6998cc 427 CID | 1997-1998 | | 22619 |
| 7.2L L6 441 CID | 1999-2002 | | 22608 |
| 7.4L V8 454 CID | 1999-2000 | | 22608 |
| 8.1L V8 496 CID | 2001-2002 | | 22630 |
| C6500 KODIAK C6H042 | | | |
| 6.6L L6 6607cc 403 CID | 1997-1998 | | 22608 |
| C70 | | | |
| 6.0L V8 366 CID | 1980-1990 | | 22603 |
| C70 C7D042 | | | |
| 7.0L V8 7000cc 427 CID | 1980-1987 | C7D042 | 22603 |
| C70 C7D044 | | | |
| 7.0L V8 7000cc 427 CID | 1981-1983 | C7D044 | 22603 |
| C70 C7D064 | | | |
| 7.0L V8 7000cc 427 CID | 1980-1987 | C7D064 | 22603 |
| C70 KODIAK | | | |
| 6.0L V8 366 CID | 1990-1996 | | 22619 |
| 7.0L V8 6998cc 427 CID | 1990-1996 | | 22619 |
| C7500 KODIAK | | | |
| 7.0L V8 6998cc 427 CID | 1997-1998 | C7H042 | 22631 |
| 7.2L L6 441 CID | 2001-2002 | | 22608 |
| 7.4L V8 454 CID | 1999-2000 | | 22619 |
| 8.1L V8 496 CID | 2001-2002 | | 22630 |
| C7500 KODIAK C7H042 | | | |
| 6.0L V8 6000cc 366 CID | 1997-1998 | C7H042 | 22608 |
| 6.6L L6 6607cc 403 CID | 1997-1998 | C7H042 | 22608 |
| 7.2L L6 7230cc 441 CID | 1999-2000 | C7H042 | 22608 |
| CAMARO | | | |
| 2.5L L4 2474cc 151 CID | 1982 | Sport; Exc.Heavy Duty Cooling; For A/C Belt | 22049 |
| 2.5L L4 2474cc 151 CID | 1982 | Sport; For A/C Belt; Heavy Duty Cooling | 22026 |
| 2.5L L4 2474cc 151 CID | 1983-1986 | Sport; For A/C Belt | 22049 |
| 2.8L V6 173 CID | 1982-1984 | Berlinetta, Sport | 22049 |
| 2.8L V6 173 CID | 1986-1989 | | 22049 |
| 3.8L L6 3769cc 230 CID | 1967-1969 | | 22049 |
| 3.8L V6 229 CID | 1980 | Base, Rally Sport; Code AD | 22045 |
| 3.8L V6 229 CID | 1980 | Base, Rally Sport; Code CB | 22049 |
| 3.8L V6 229 CID | 1981 | Sport; Code AD | 22045 |
| 3.8L V6 229 CID | 1981 | Sport; Code CB | 22049 |
| 3.8L V6 229 CID | 1980-1981 | Berlinetta; Code AD | 22045 |
| 3.8L V6 229 CID | 1980-1981 | Berlinetta; Code CB | 22049 |
| 3.8L V6 3800cc 231 CID | 1980 | Base, Rally Sport; Exc.Air Cond | 22049 |
| 3.8L V6 3800cc 231 CID | 1980 | Base, Rally Sport; For A/C Belt | 22043 |
| 3.8L V6 3800cc 231 CID | 1981 | Sport; Exc.Air Cond | 22049 |
| 3.8L V6 3800cc 231 CID | 1981 | Sport; For A/C Belt | 22043 |
| 3.8L V6 3800cc 231 CID | 1980-1981 | Berlinetta; Exc.Air Cond | 22049 |
| 3.8L V6 3800cc 231 CID | 1980-1981 | Berlinetta; For A/C Belt | 22043 |
| 4.1L L6 250 CID | 1975-1979 | | 22049 |
| 4.1L L6 4097cc 250 CID | 1967-1968 | | 22011 |
| 4.1L L6 4097cc 250 CID | 1969-1974 | | 22049 |
| 4.1L L6 4098cc 250 CID | 1967-1968 | | 22011 |
| 4.1L L6 4098cc 250 CID | 1969-1973 | | 22049 |
| 4.4L V8 267 CID | 1980 | Base, Rally Sport | 22049 |
| 4.4L V8 267 CID | 1981 | Sport | 22049 |
| 4.4L V8 267 CID | 1980-1981 | Berlinetta | 22049 |
| 4.9L V8 4949cc 302 CID | 1967-1969 | | 22049 |
| 5.0L V8 305 CID | 1980 | Base, Rally Sport, Base, Rally Sport | 22049 |
| 5.0L V8 305 CID | 1981 | Sport; Stamped #CB | 22049 |
| 5.0L V8 305 CID | 1982 | Berlinetta; Exc.Air Cond | 22049 |
| 5.0L V8 305 CID | 1982 | Berlinetta; For A/C Belt; Heavy Duty Cooling | 22049 |
| 5.0L V8 305 CID | 1982 | Sport; Exc.Air Cond | 22049 |
| 5.0L V8 305 CID | 1982 | Sport; For A/C Belt; Heavy Duty Cooling | 22049 |
| 5.0L V8 305 CID | 1982 | Z28 Indianapolis 500 Pace Car; Code DB | 22045 |

| Engine | Years | Application | USMW |
|------------------------|-----------|--|-------|
| 5.0L V8 305 CID | 1982 | Z28 Indianapolis 500 Pace Car; Code FD,HW,RL | 22045 |
| 5.0L V8 305 CID | 1982 | Z28 Indianapolis 500 Pace Car; Exc.Air Cond | 22049 |
| 5.0L V8 305 CID | 1982 | Z28 Indianapolis 500 Pace Car; For A/C Belt; Heavy Duty Cooling | 22049 |
| 5.0L V8 305 CID | 1982 | Z28; For A/C Belt; Heavy Duty Cooling | 22049 |
| 5.0L V8 305 CID | 1983 | Z28; For A/C Belt | 22049 |
| 5.0L V8 305 CID | 1985 | Berlinetta, Sport, Z28; Stamped #AK,DA | 22049 |
| 5.0L V8 305 CID | 1985 | Iroc-Z; Code DB | 22045 |
| 5.0L V8 305 CID | 1985 | Iroc-Z; Code FD,HW,RL | 22045 |
| 5.0L V8 305 CID | 1976-1979 | | 22049 |
| 5.0L V8 305 CID | 1980-1981 | Z28, Berlinetta, Z28 | 22049 |
| 5.0L V8 305 CID | 1980-1985 | Berlinetta | 22045 |
| 5.0L V8 305 CID | 1981-1985 | Sport; Code DB | 22045 |
| 5.0L V8 305 CID | 1981-1985 | Sport; Code FD,HW,RL | 22045 |
| 5.0L V8 305 CID | 1982-1983 | Z28; Exc.Air Cond | 22049 |
| 5.0L V8 305 CID | 1982-1985 | Z28 | 22045 |
| 5.0L V8 305 CID | 1982-1985 | Z28; Code DB | 22045 |
| 5.0L V8 305 CID | 1982-1985 | Z28; Code FD,HW,RL | 22045 |
| 5.0L V8 305 CID | 1983-1984 | Berlinetta, Sport | 22049 |
| 5.0L V8 307 CID | 1973 | | 22049 |
| 5.0L V8 5031cc 307 CID | 1969-1973 | | 22049 |
| 5.3L V8 5358cc 327 CID | 1967-1969 | | 22049 |
| 5.7L V8 350 CID | 1980 | Base, Rally Sport | 22045 |
| 5.7L V8 350 CID | 1981 | Sport | 22045 |
| 5.7L V8 350 CID | 1973-1979 | | 22049 |
| 5.7L V8 350 CID | 1980-1981 | Berlinetta, Z28 | 22045 |
| 5.7L V8 5736cc 350 CID | 1967-1968 | | 22011 |
| 5.7L V8 5736cc 350 CID | 1969-1974 | | 22049 |
| 5.7L V8 5737cc 350 CID | 1972-1973 | | 22049 |
| 6.5L V8 6489cc 396 CID | 1969 | | 22049 |
| 6.5L V8 6489cc 396 CID | 1967-1968 | | 22011 |
| 6.6L V8 6588cc 402 CID | 1970-1972 | | 22049 |
| 7.0L V8 6998cc 427 CID | 1969 | | 22049 |
| CAPRICE | | | |
| 3.8L V6 229 CID | 1980 | Classic Sport; Code AD; For A/C Belt | 22045 |
| 3.8L V6 229 CID | 1980 | Classic Sport; Code AK; For A/C Belt | 22049 |
| 3.8L V6 229 CID | 1980 | Classic Sport; Exc.Air Cond | 22043 |
| 3.8L V6 229 CID | 1981 | Classic Estate; Code AD; For A/C Belt | 22045 |
| 3.8L V6 229 CID | 1981 | Classic Estate; Code AK; For A/C Belt | 22049 |
| 3.8L V6 229 CID | 1981 | Classic Estate; Exc.Air Cond | 22043 |
| 3.8L V6 229 CID | 1982 | Classic Estate | 22049 |
| 3.8L V6 229 CID | 1980-1981 | Classic, Classic Landau; Code AD; For A/C Belt | 22045 |
| 3.8L V6 229 CID | 1980-1981 | Classic, Classic Landau; Code AK; For A/C Belt | 22049 |
| 3.8L V6 229 CID | 1980-1981 | Classic, Classic Landau; Exc.Air Cond | 22043 |
| 3.8L V6 229 CID | 1982-1984 | Classic | 22049 |
| 3.8L V6 3800cc 231 CID | 1980 | Classic Sport | 22049 |
| 3.8L V6 3800cc 231 CID | 1981 | Classic Estate | 22049 |
| 3.8L V6 3800cc 231 CID | 1982 | Classic Estate | 22043 |
| 3.8L V6 3800cc 231 CID | 1980-1981 | Classic, Classic Landau | 22049 |
| 3.8L V6 3800cc 231 CID | 1982-1984 | Classic | 22043 |
| 4.1L L6 250 CID | 1977-1979 | | 22049 |
| 4.1L L6 4097cc 250 CID | 1967-1974 | | 22049 |
| 4.1L L6 4098cc 250 CID | 1967-1969 | | 22049 |
| 4.3L V6 262 CID | 1985 | Classic; Exc.Heavy Duty Cooling; For A/C Belt | 22045 |
| 4.3L V6 262 CID | 1986 | Base, Classic Brougham; For A/C Belt; Heavy Duty Cooling | 22045 |
| 4.3L V6 262 CID | 1986 | Base, Classic; Exc.Heavy Duty Cooling; For A/C Belt | 22049 |
| 4.3L V6 262 CID | 1986 | Base; Exc.Air Cond | 22049 |
| 4.3L V6 262 CID | 1986 | Classic Brougham; Exc.Air Cond | 22049 |
| 4.3L V6 262 CID | 1986 | Classic Brougham; Exc.Heavy Duty Cooling; For A/C Belt | 22049 |
| 4.3L V6 262 CID | 1987 | Base, Classic, Classic Brougham, Classic LS Brougham; Code AK,DA | 22049 |
| 4.3L V6 262 CID | 1988 | Base, Classic, Classic Brougham, Classic LS Brougham; Code JA | 22049 |
| 4.3L V6 262 CID | 1992 | Base; Code AD,DC | 22145 |
| 4.3L V6 262 CID | 1993 | Classic; Code AD,DC | 22145 |
| 4.3L V6 262 CID | 1985-1986 | Classic; Exc.Air Cond | 22049 |

| Engine | Years | Application | USMW |
|--------------------------|-----------|--|-------|
| CHEVROLET (CONT.) | | | |
| CAPRICE (CONT.) | | | |
| 4.3L V6 262 CID | 1985-1986 | Classic; For A/C Belt; Heavy Duty Cooling | 22045 |
| 4.3L V6 262 CID | 1987-1988 | Base, Classic, Classic Brougham, Classic LS Brougham; Code CB,CY | 22049 |
| 4.3L V6 262 CID | 1987-1988 | Base, Classic, Classic Brougham, Classic LS Brougham; Code JF | 22045 |
| 4.3L V6 262 CID | 1989-1990 | Base, Classic; Code AL | 22149 |
| 4.3L V6 262 CID | 1989-1990 | Classic; Code AN,AF | 22145 |
| 4.3L V6 262 CID | 1989-1992 | Base; Code AN,AF | 22145 |
| 4.3L V6 262 CID | 1989-1992 | Base; Code AP,BA | 22145 |
| 4.3L V6 262 CID | 1989-1993 | Classic; Code AP,BA | 22145 |
| 4.3L V8 265 CID | 1994 | Classic LS | 22045 |
| 4.3L V8 265 CID | 1994-1996 | Classic | 22045 |
| 4.4L V8 267 CID | 1980 | Classic Sport; Code AD | 22045 |
| 4.4L V8 267 CID | 1980 | Classic Sport; Code AS | 22043 |
| 4.4L V8 267 CID | 1980 | Classic Sport; Code CB | 22049 |
| 4.4L V8 267 CID | 1980 | Classic, Classic Landau, Classic Sport; Code AK | 22049 |
| 4.4L V8 267 CID | 1981 | Classic Estate; Code AD | 22045 |
| 4.4L V8 267 CID | 1981 | Classic Estate; Code AS | 22043 |
| 4.4L V8 267 CID | 1981 | Classic Estate; Code CB | 22049 |
| 4.4L V8 267 CID | 1982 | Classic Estate; Exc.Air Cond | 22049 |
| 4.4L V8 267 CID | 1982 | Classic Estate; Exc.Heavy Duty Cooling; For A/C Belt | 22049 |
| 4.4L V8 267 CID | 1982 | Classic, Classic Estate; For A/C Belt; Heavy Duty Cooling | 22045 |
| 4.4L V8 267 CID | 1982 | Classic; Exc.Air Cond | 22049 |
| 4.4L V8 267 CID | 1982 | Classic; Exc.Heavy Duty Cooling; For A/C Belt | 22049 |
| 4.4L V8 267 CID | 1980-1981 | Classic, Classic Landau; Code AD | 22045 |
| 4.4L V8 267 CID | 1980-1981 | Classic, Classic Landau; Code AS | 22043 |
| 4.4L V8 267 CID | 1980-1981 | Classic, Classic Landau; Code CB | 22049 |
| 4.6L V8 4638cc 283 CID | 1966 | | 22011 |
| 4.6L V8 4638cc 283 CID | 1967 | | 22049 |
| 5.0L V8 305 CID | 1980 | Classic Sport; Code AD | 22045 |
| 5.0L V8 305 CID | 1980 | Classic Sport; Code CU,FB | 22045 |
| 5.0L V8 305 CID | 1980 | Classic Sport; Code CY | 22045 |
| 5.0L V8 305 CID | 1981 | Classic Estate; Code AD | 22045 |
| 5.0L V8 305 CID | 1981 | Classic Estate; Code CU,FB | 22045 |
| 5.0L V8 305 CID | 1981 | Classic Estate; Code CY | 22045 |
| 5.0L V8 305 CID | 1982 | Classic Estate; Calif; For A/C Belt; Heavy Duty Cooling | 22045 |
| 5.0L V8 305 CID | 1982 | Classic Estate; Exc.Air Cond | 22049 |
| 5.0L V8 305 CID | 1982 | Classic Estate; Exc.Heavy Duty Cooling; For A/C Belt | 22049 |
| 5.0L V8 305 CID | 1982 | Classic Estate; Federal; For A/C Belt; Heavy Duty Cooling | 22045 |
| 5.0L V8 305 CID | 1985 | Classic; Heavy Duty Cooling | 22045 |
| 5.0L V8 305 CID | 1986 | Base, Classic, Classic Brougham; Code CY; Exc.Heavy Duty Cooling; For A/C Belt | 22045 |
| 5.0L V8 305 CID | 1986 | Base; Code AD,CU,CX,FB; Exc.Heavy Duty Cooling; For A/C Belt | 22049 |
| 5.0L V8 305 CID | 1986 | Base; Exc.Air Cond | 22049 |
| 5.0L V8 305 CID | 1986 | Classic Brougham; Code AD,CU,CX,FB; Exc.Heavy Duty Cooling; For A/C Belt | 22049 |
| 5.0L V8 305 CID | 1986 | Classic Brougham; Exc.Air Cond | 22049 |
| 5.0L V8 305 CID | 1986 | Classic; Code AD,CU,CX,FB; Exc.Heavy Duty Cooling; For A/C Belt | 22049 |
| 5.0L V8 305 CID | 1993 | Classic LS; Code AD,DC | 22145 |
| 5.0L V8 305 CID | 1993 | Classic LS; Code AN,AF | 22145 |
| 5.0L V8 305 CID | 1993 | Classic LS; Code AP,BA | 22145 |
| 5.0L V8 305 CID | 1977-1979 | | 22049 |
| 5.0L V8 305 CID | 1980-1981 | Classic Landau; Code AD | 22045 |
| 5.0L V8 305 CID | 1980-1981 | Classic Landau; Code CU,FB | 22045 |
| 5.0L V8 305 CID | 1980-1981 | Classic Landau; Code CY | 22045 |
| 5.0L V8 305 CID | 1980-1981 | Classic; Code AD | 22045 |
| 5.0L V8 305 CID | 1980-1981 | Classic; Code CU,FB | 22045 |
| 5.0L V8 305 CID | 1980-1981 | Classic; Code CY | 22045 |
| 5.0L V8 305 CID | 1982-1984 | Classic; Calif; For A/C Belt; Heavy Duty Cooling | 22045 |
| 5.0L V8 305 CID | 1982-1984 | Classic; Exc.Heavy Duty Cooling; For A/C Belt | 22049 |

| Engine | Years | Application | USMW |
|------------------------|-----------|--|-------|
| 5.0L V8 305 CID | 1982-1984 | Classic; Federal; For A/C Belt; Heavy Duty Cooling | 22045 |
| 5.0L V8 305 CID | 1982-1986 | Classic; Exc.Air Cond | 22049 |
| 5.0L V8 305 CID | 1985-1988 | Classic; Exc.Heavy Duty Cooling | 22049 |
| 5.0L V8 305 CID | 1987-1988 | Base | 22049 |
| 5.0L V8 305 CID | 1987-1988 | Classic; Classic Brougham, Classic LS Brougham | 22049 |
| 5.0L V8 305 CID | 1989-1990 | Base, Classic, Classic Brougham, Classic LS Brougham; Code AL | 22149 |
| 5.0L V8 305 CID | 1989-1990 | Classic Brougham, Classic LS Brougham; Code AN,AF | 22145 |
| 5.0L V8 305 CID | 1989-1992 | Base; Code AN,AF | 22145 |
| 5.0L V8 305 CID | 1989-1993 | Classic; Code AN,AF | 22145 |
| 5.0L V8 305 CID | 1991-1992 | Base; Code AD,DC | 22145 |
| 5.0L V8 305 CID | 1991-1992 | Base; Code AP,BA | 22145 |
| 5.0L V8 305 CID | 1991-1992 | Classic LTZ; Code AD,DC | 22145 |
| 5.0L V8 305 CID | 1991-1992 | Classic LTZ; Code AN,AF | 22145 |
| 5.0L V8 305 CID | 1991-1992 | Classic LTZ; Code AP,BA | 22145 |
| 5.0L V8 305 CID | 1991-1993 | Classic; Code AD,DC | 22145 |
| 5.0L V8 305 CID | 1991-1993 | Classic; Code AP,BA | 22145 |
| 5.0L V8 307 CID | 1986 | Classic Brougham | 22049 |
| 5.0L V8 307 CID | 1987 | Base | 22049 |
| 5.0L V8 307 CID | 1986-1990 | Classic | 22049 |
| 5.0L V8 5031cc 307 CID | 1968-1973 | | 22049 |
| 5.3L V8 5358cc 327 CID | 1967-1969 | | 22049 |
| 5.7L V8 350 CID | 1980 | Classic Landau; DIESEL, Classic Sport; DIESEL, Classic; DIESEL; Exc.Heavy Duty Cooling | 22049 |
| 5.7L V8 350 CID | 1980 | Classic Landau; DIESEL; Heavy Duty Cooling | 22045 |
| 5.7L V8 350 CID | 1980 | Classic Sport | 22045 |
| 5.7L V8 350 CID | 1980 | Classic Sport; DIESEL, Classic; DIESEL; Heavy Duty Cooling | 22045 |
| 5.7L V8 350 CID | 1980 | Classic, Classic Landau | 22045 |
| 5.7L V8 350 CID | 1981 | Classic Landau; Exc.Heavy Duty Cooling | 22049 |
| 5.7L V8 350 CID | 1981 | Classic Landau; Heavy Duty Cooling | 22045 |
| 5.7L V8 350 CID | 1985 | Classic; DIESEL; Exc.Heavy Duty Cooling | 22049 |
| 5.7L V8 350 CID | 1985 | Classic; DIESEL; Heavy Duty Cooling | 22045 |
| 5.7L V8 350 CID | 1994 | Classic LS | 22045 |
| 5.7L V8 350 CID | 1975-1979 | | 22049 |
| 5.7L V8 350 CID | 1981-1982 | Classic Estate; Exc.Heavy Duty Cooling | 22049 |
| 5.7L V8 350 CID | 1981-1982 | Classic Estate; Heavy Duty Cooling | 22045 |
| 5.7L V8 350 CID | 1981-1984 | Classic; Exc.Heavy Duty Cooling | 22049 |
| 5.7L V8 350 CID | 1981-1984 | Classic; Heavy Duty Cooling | 22045 |
| 5.7L V8 350 CID | 1989-1990 | Base | 22145 |
| 5.7L V8 350 CID | 1991-1992 | Base, Classic | 22145 |
| 5.7L V8 350 CID | 1991-1993 | Classic LTZ | 22145 |
| 5.7L V8 350 CID | 1994-1996 | Classic | 22045 |
| 5.7L V8 5736cc 350 CID | 1986 | Base | 22049 |
| 5.7L V8 5736cc 350 CID | 1969-1974 | | 22049 |
| 5.7L V8 5737cc 350 CID | 1972-1974 | | 22049 |
| 6.5L V8 396 CID | 1969 | | 22045 |
| 6.5L V8 6489cc 396 CID | 1966 | | 22011 |
| 6.5L V8 6489cc 396 CID | 1969 | | 22045 |
| 6.5L V8 6489cc 396 CID | 1967-1969 | | 22049 |
| 6.6L V8 400 CID | 1975-1976 | | 22049 |
| 6.6L V8 6555cc 400 CID | 1970-1974 | | 22049 |
| 6.6L V8 6556cc 400 CID | 1970-1974 | | 22049 |
| 6.6L V8 6588cc 402 CID | 1970-1972 | | 22049 |
| 7.0L V8 6998cc 427 CID | 1966 | | 22011 |
| 7.0L V8 6998cc 427 CID | 1967-1969 | | 22049 |
| 7.4L V8 454 CID | 1975-1976 | | 22049 |
| 7.4L V8 7439cc 454 CID | 1970-1974 | | 22049 |
| 7.4L V8 7441cc 454 CID | 1970-1974 | | 22049 |
| CHEVELLE | | | |
| 3.8L L6 230 CID | 1967 | | 22049 |
| 3.8L L6 3769cc 230 CID | 1967-1969 | | 22049 |
| 3.8L L6 3770cc 230 CID | 1966 | Base, SS | 21049 |
| 3.8L L6 3770cc 230 CID | 1964-1965 | | 21049 |
| 4.1L L6 250 CID | 1967 | | 22049 |
| 4.1L L6 4097cc 250 CID | 1967-1973 | | 22049 |
| 4.6L V8 283 CID | 1967 | | 22049 |
| 4.6L V8 283 CID | 1965-1966 | | 22011 |

| Engine | Years | Application | USMW |
|--------------------------|-----------|---|-------|
| CHEVROLET (CONT.) | | | |
| CHEVELLE (CONT.) | | | |
| 4.6L V8 4638cc 283 CID | 1967 | | 22049 |
| 4.6L V8 4638cc 283 CID | 1964-1966 | | 22011 |
| 5.0L V8 307 CID | 1968 | | 22049 |
| 5.0L V8 5031cc 307 CID | 1968-1973 | | 22049 |
| 5.3L V8 5358cc 327 CID | 1964-1968 | | 22049 |
| 5.4L V8 327 CID | 1965 | | 22011 |
| 5.4L V8 327 CID | 1967 | | 22049 |
| 5.7L V8 5736cc 350 CID | 1968-1973 | | 22049 |
| 5.7L V8 5737cc 350 CID | 1972-1973 | | 22049 |
| 6.5L V8 396 CID | 1967-1970 | | 22049 |
| 6.5L V8 6489cc 396 CID | 1965-1966 | | 22011 |
| 6.5L V8 6489cc 396 CID | 1967-1969 | | 22049 |
| 6.6L V8 6555cc 400 CID | 1970-1973 | | 22049 |
| 6.6L V8 6556cc 400 CID | 1970 | Base, Concours, Greenbrier, Nomad | 22049 |
| 6.6L V8 6588cc 402 CID | 1970-1972 | | 22049 |
| 7.4L V8 7439cc 454 CID | 1970-1973 | | 22049 |
| 7.4L V8 7441cc 454 CID | 1970-1973 | | 22049 |
| CHEVETTE | | | |
| 1.4L L4 1393cc 85 CID | 1976-1977 | | 22013 |
| 1.6L L4 98 CID | 1980 | Base, Scooter | 22013 |
| 1.6L L4 98 CID | 1983 | S | 22013 |
| 1.6L L4 98 CID | 1976-1979 | | 22013 |
| 1.6L L4 98 CID | 1981-1983 | Scooter | 22013 |
| 1.6L L4 98 CID | 1981-1985 | Base | 22013 |
| 1.6L L4 98 CID | 1984-1987 | CS | 22013 |
| 1.8L L4 1819cc 110 CID | 1982 | Diesel | 22013 |
| 1.8L L4 1819cc 110 CID | 1983 | S | 22013 |
| 1.8L L4 1819cc 110 CID | 1981-1985 | Base | 22013 |
| 1.8L L4 1819cc 110 CID | 1984-1986 | CS | 22013 |
| CHEVY II | | | |
| 3.8L L6 3769cc 230 CID | 1965-1966 | Nova | 22038 |
| 4.1L L6 4097cc 250 CID | 1967-1968 | | 22011 |
| 4.1L L6 4098cc 250 CID | 1967-1968 | | 22011 |
| 4.6L V8 4638cc 283 CID | 1963-1967 | | 22011 |
| 5.7L V8 5736cc 350 CID | 1968 | | 22011 |
| 6.5L V8 6489cc 396 CID | 1968 | | 22011 |
| COLORADO | | | |
| 2.8L L4 2770cc 169 CID | 2004 | Base, LS | 22123 |
| 2.8L L4 2770cc 169 CID | 2006 | LS, LT, WT | 22123 |
| 2.8L L4 2770cc 169 CID | 2004-2005 | Sport, Sport LS, Z71, Z71 LS, Z85, Z85 LS | 22123 |
| 2.9L L4 2921cc 178 CID | 2007-2008 | LS | 22123 |
| 2.9L L4 2921cc 178 CID | 2007-2012 | LT, WT | 22123 |
| 3.5L L5 3460cc 211 CID | 2004 | Base, LS | 22173 |
| 3.5L L5 3460cc 211 CID | 2006 | LT, WT | 22173 |
| 3.5L L5 3460cc 211 CID | 2004-2005 | Sport, Sport LS, Z71, Z71 LS, Z85, Z85 LS | 22173 |
| 3.7L L5 3654cc 223 CID | 2007-2008 | LS | 22173 |
| 3.7L L5 3654cc 223 CID | 2007-2012 | LT | 22173 |
| 3.7L L5 3654cc 223 CID | 2008-2012 | WT | 22173 |
| 5.3L V8 5328cc 325 CID | 2009-2012 | LT | 22615 |
| CORVETTE | | | |
| 4.3L V8 4346cc 265 CID | 1956 | | 22012 |
| 4.6L V8 4638cc 283 CID | 1957-1959 | | 22038 |
| 4.6L V8 4638cc 283 CID | 1959-1961 | | 22012 |
| 5.0L V8 305 CID | 1980 | Base; Exc.Heavy Duty Cooling | 22037 |
| 5.0L V8 305 CID | 1980 | Base; Heavy Duty Cooling | 22060 |
| 5.3L V8 5358cc 327 CID | 1962-1968 | | 22038 |
| 5.7L V8 350 CID | 1980 | Base; Code AX | 22060 |
| 5.7L V8 350 CID | 1980 | Base; Code AZ | 22037 |
| 5.7L V8 350 CID | 1980 | Base; Spring Code:AA | 22037 |
| 5.7L V8 350 CID | 1981 | Base; Heavy Duty Cooling | 22060 |
| 5.7L V8 350 CID | 1982 | Base; Heavy Duty Cooling | 22037 |
| 5.7L V8 350 CID | 1982 | Collector's Edition; Exc.Heavy Duty Cooling | 22037 |
| 5.7L V8 350 CID | 1982 | Collector's Edition; Heavy Duty Cooling | 22037 |
| 5.7L V8 350 CID | 1970-1974 | W/O AIR | 22050 |
| 5.7L V8 350 CID | 1975-1979 | | 22012 |
| 5.7L V8 350 CID | 1981-1982 | Base; Exc.Heavy Duty Cooling | 22037 |

| Engine | Years | Application | USMW |
|------------------------|-----------|--------------|-------|
| 5.7L V8 5736cc 350 CID | 1969-1974 | | 22012 |
| 5.7L V8 5736cc 350 CID | 1970-1974 | W/O AIR | 22050 |
| 5.7L V8 5737cc 350 CID | 1972-1974 | W/O AIR | 22050 |
| 5.7L V8 5737cc 350 CID | 1972-1974 | | 22012 |
| 6.5L V8 6489cc 396 CID | 1965 | | 22049 |
| 7.0L V8 6998cc 427 CID | 1966-1969 | | 22012 |
| 7.4L V8 454 CID | 1970-1974 | Air Cond | 22052 |
| 7.4L V8 454 CID | 1970-1974 | W/O AIR | 22050 |
| 7.4L V8 7439cc 454 CID | 1970-1974 | Air Cond | 22052 |
| 7.4L V8 7439cc 454 CID | 1970-1974 | W/O AIR | 22050 |
| 7.4L V8 7441cc 454 CID | 1970-1974 | Air Cond | 22052 |
| 7.4L V8 7441cc 454 CID | 1970-1974 | W/O AIR | 22050 |
| CS1073 (MEX) | | | |
| 4.1L L6 4100cc 250 CID | 1966-1978 | | 21049 |
| 4.1L L6 4100cc 250 CID | 1966-1978 | | 22045 |
| 4.1L L6 4100cc 250 CID | 1966-1978 | | 22049 |
| 4.1L L6 4100cc 250 CID | 1966-1978 | | 22051 |
| 4.1L L6 4100cc 250 CID | 1966-1978 | | 22054 |
| 4.7L V8 4738cc 283 CID | 1964-1967 | | 21049 |
| 4.7L V8 4738cc 283 CID | 1964-1967 | | 22045 |
| 4.7L V8 4738cc 283 CID | 1964-1967 | | 22049 |
| 4.7L V8 4738cc 283 CID | 1964-1967 | | 22051 |
| 4.7L V8 4738cc 283 CID | 1964-1967 | | 22054 |
| 4.8L L6 4800cc 292 CID | 1964-1978 | | 21049 |
| 4.8L L6 4800cc 292 CID | 1964-1978 | | 22045 |
| 4.8L L6 4800cc 292 CID | 1964-1978 | | 22049 |
| 4.8L L6 4800cc 292 CID | 1964-1978 | | 22051 |
| 4.8L L6 4800cc 292 CID | 1964-1978 | | 22054 |
| 5.4L V8 5400cc 327 CID | 1964-1969 | | 21049 |
| 5.4L V8 5400cc 327 CID | 1964-1969 | | 22045 |
| 5.4L V8 5400cc 327 CID | 1964-1969 | | 22049 |
| 5.4L V8 5400cc 327 CID | 1964-1969 | | 22051 |
| 5.4L V8 5400cc 327 CID | 1964-1969 | | 22054 |
| CS31003 (MEX) | | | |
| 4.7L V8 4738cc 283 CID | 1964-1967 | | 21049 |
| 4.7L V8 4738cc 283 CID | 1964-1967 | | 22045 |
| 4.7L V8 4738cc 283 CID | 1964-1967 | | 22049 |
| 4.7L V8 4738cc 283 CID | 1964-1967 | | 22051 |
| 4.7L V8 4738cc 283 CID | 1964-1967 | | 22054 |
| 4.8L L6 4800cc 292 CID | 1964-1978 | | 21049 |
| 4.8L L6 4800cc 292 CID | 1964-1978 | | 22045 |
| 4.8L L6 4800cc 292 CID | 1964-1978 | | 22049 |
| 4.8L L6 4800cc 292 CID | 1964-1978 | | 22051 |
| 4.8L L6 4800cc 292 CID | 1964-1978 | | 22054 |
| 5.4L V8 5400cc 327 CID | 1964-1969 | | 21049 |
| 5.4L V8 5400cc 327 CID | 1964-1969 | | 22045 |
| 5.4L V8 5400cc 327 CID | 1964-1969 | | 22049 |
| 5.4L V8 5400cc 327 CID | 1964-1969 | | 22051 |
| 5.4L V8 5400cc 327 CID | 1964-1969 | | 22054 |
| 5.7L V8 5700cc 350 CID | 1968-1978 | | 21049 |
| 5.7L V8 5700cc 350 CID | 1968-1978 | | 22045 |
| 5.7L V8 5700cc 350 CID | 1968-1978 | | 22049 |
| 5.7L V8 5700cc 350 CID | 1968-1978 | | 22051 |
| 5.7L V8 5700cc 350 CID | 1968-1978 | | 22054 |
| DEL RAY | | | |
| 4.6L V8 4638cc 283 CID | 1958 | | 22049 |
| EL CAMINO | | | |
| 3.3L V6 200 CID | 1978-1979 | | 22049 |
| 3.8L L6 3769cc 230 CID | 1967-1969 | | 22049 |
| 3.8L L6 3770cc 230 CID | 1964-1966 | | 21049 |
| 3.8L V6 229 CID | 1980-1981 | Royal Knight | 22049 |
| 3.8L V6 229 CID | 1980-1984 | Base | 22049 |
| 3.8L V6 229 CID | 1981-1984 | Conquista | 22049 |
| 3.8L V6 229 CID | 1983-1984 | SS | 22049 |
| 3.8L V6 231 CID | 1979 | | 22049 |
| 3.8L V6 3800cc 231 CID | 1978-1979 | | 22049 |
| 3.8L V6 3800cc 231 CID | 1980-1981 | Royal Knight | 22049 |
| 3.8L V6 3800cc 231 CID | 1980-1984 | Base, SS | 22049 |
| 3.8L V6 3800cc 231 CID | 1981-1984 | Conquista | 22049 |

| Engine | Years | Application | USMW |
|--------------------------|-----------|---|-------|
| CHEVROLET (CONT.) | | | |
| EL CAMINO (CONT.) | | | |
| 4.1L L6 250 CID | 1975-1977 | | 22049 |
| 4.1L L6 4097cc 250 CID | 1967-1974 | | 22049 |
| 4.1L L6 4098cc 250 CID | 1967-1974 | | 22049 |
| 4.3L V6 262 CID | 1985-1986 | Conquista | 22049 |
| 4.3L V6 262 CID | 1985-1987 | Base, SS | 22049 |
| 4.4L V8 267 CID | 1979 | | 22049 |
| 4.4L V8 267 CID | 1981 | Conquista; Code AD | 22045 |
| 4.4L V8 267 CID | 1981 | Conquista; Code AS | 22043 |
| 4.4L V8 267 CID | 1981 | Conquista; Code FB | 22045 |
| 4.4L V8 267 CID | 1981 | Conquista; Code FC | 22049 |
| 4.4L V8 267 CID | 1982 | Base, Conquista, SS; Code AD,CU,CX,FB | 22049 |
| 4.4L V8 267 CID | 1982 | Base, Conquista, SS; Code CM,FC,KC | 22045 |
| 4.4L V8 267 CID | 1980-1981 | Base, Royal Knight, SS; Code AS | 22043 |
| 4.4L V8 267 CID | 1980-1981 | Base, Royal Knight, SS; Code FC | 22049 |
| 4.4L V8 267 CID | 1980-1981 | Base; Code AD | 22045 |
| 4.4L V8 267 CID | 1980-1981 | Base; Code FB | 22045 |
| 4.4L V8 267 CID | 1980-1981 | Royal Knight; Code AD | 22045 |
| 4.4L V8 267 CID | 1980-1981 | Royal Knight; Code FB | 22045 |
| 4.4L V8 267 CID | 1980-1981 | SS; Code AD | 22045 |
| 4.4L V8 267 CID | 1980-1981 | SS; Code FB | 22045 |
| 4.6L V8 4638cc 283 CID | 1967 | | 22049 |
| 4.6L V8 4638cc 283 CID | 1959-1966 | | 22011 |
| 5.0L V8 305 CID | 1981 | Conquista; Code AD,FB | 22049 |
| 5.0L V8 305 CID | 1981 | Conquista; Code AS | 22049 |
| 5.0L V8 305 CID | 1981 | Conquista; Code DC | 22045 |
| 5.0L V8 305 CID | 1981 | Conquista; Code FC | 22049 |
| 5.0L V8 305 CID | 1982 | Base, Conquista, SS; Code AD,CU,CX,FB | 22049 |
| 5.0L V8 305 CID | 1976-1979 | | 22049 |
| 5.0L V8 305 CID | 1980-1981 | Base, Royal Knight, SS; Code DC | 22045 |
| 5.0L V8 305 CID | 1980-1981 | Base; Code AD,FB | 22049 |
| 5.0L V8 305 CID | 1980-1981 | Base; Code AS | 22049 |
| 5.0L V8 305 CID | 1980-1981 | Base; Code FC | 22049 |
| 5.0L V8 305 CID | 1980-1981 | Royal Knight; Code AD,FB | 22049 |
| 5.0L V8 305 CID | 1980-1981 | Royal Knight; Code AS | 22049 |
| 5.0L V8 305 CID | 1980-1981 | Royal Knight; Code FC | 22049 |
| 5.0L V8 305 CID | 1980-1981 | SS; Code AD,FB | 22049 |
| 5.0L V8 305 CID | 1980-1981 | SS; Code AS | 22049 |
| 5.0L V8 305 CID | 1980-1981 | SS; Code FC | 22049 |
| 5.0L V8 305 CID | 1982-1986 | Conquista; Code AJ,DC | 22045 |
| 5.0L V8 305 CID | 1982-1986 | Conquista; Code CM,FC,KC | 22045 |
| 5.0L V8 305 CID | 1982-1987 | Base; Code AJ,DC | 22045 |
| 5.0L V8 305 CID | 1982-1987 | Base; Code CM,FC,KC | 22045 |
| 5.0L V8 305 CID | 1982-1987 | SS; Code AJ,DC | 22045 |
| 5.0L V8 305 CID | 1982-1987 | SS; Code CM,FC,KC | 22045 |
| 5.0L V8 5031cc 307 CID | 1968-1973 | | 22049 |
| 5.3L V8 5358cc 327 CID | 1967-1969 | | 22049 |
| 5.7L V8 350 CID | 1975-1979 | | 22049 |
| 5.7L V8 350 CID | 1983-1984 | Base, Conquista, SS; Exc.Heavy Duty Cooling | 22049 |
| 5.7L V8 350 CID | 1983-1984 | Base, Conquista, SS; Heavy Duty Cooling | 22045 |
| 5.7L V8 5704cc 348 CID | 1959-1960 | | 22011 |
| 5.7L V8 5736cc 350 CID | 1968-1974 | | 22049 |
| 5.7L V8 5737cc 350 CID | 1972-1974 | | 22049 |
| 6.5L V8 396 CID | 1970 | | 22049 |
| 6.5L V8 6489cc 396 CID | 1966 | | 22011 |
| 6.5L V8 6489cc 396 CID | 1967-1969 | | 22049 |
| 6.6L V8 400 CID | 1975-1976 | | 22049 |
| 6.6L V8 6555cc 400 CID | 1970-1974 | | 22049 |
| 6.6L V8 6556cc 400 CID | 1974 | | 22049 |
| 6.6L V8 6588cc 402 CID | 1970-1972 | | 22049 |
| 7.4L V8 454 CID | 1975 | | 22049 |
| 7.4L V8 7439cc 454 CID | 1970-1974 | | 22049 |
| 7.4L V8 7441cc 454 CID | 1970-1974 | | 22049 |
| EXPRESS 1500 | | | |
| 4.3L V6 262 CID | 2006 | LT; Exc.Air Cond | 22157 |
| 4.3L V6 262 CID | 1996-2002 | Base; Exc.Air Cond | 22162 |
| 4.3L V6 262 CID | 1996-2002 | LS; Exc.Air Cond | 22162 |

| Engine | Years | Application | USMW |
|---------------------------|-----------|----------------------------|-------|
| 4.3L V6 262 CID | 1996-2006 | LS; For A/C Belt | 22158 |
| 4.3L V6 262 CID | 1996-2012 | Base; For A/C Belt | 22158 |
| 4.3L V6 262 CID | 2001-2002 | LT; Exc.Air Cond | 22162 |
| 4.3L V6 262 CID | 2001-2006 | LT; For A/C Belt | 22158 |
| 4.3L V6 262 CID | 2003-2006 | LS; Exc.Air Cond | 22157 |
| 4.3L V6 262 CID | 2003-2012 | Base; Exc.Air Cond | 22157 |
| 4.3L V6 4293cc 262 CID | 2013-2014 | Base; Exc.Air Cond | 22157 |
| 4.3L V6 4293cc 262 CID | 2013-2014 | Base; For A/C Belt | 22158 |
| 5.0L V8 305 CID | 1996-2002 | Base, LS; Exc.Air Cond | 22162 |
| 5.0L V8 305 CID | 1996-2002 | Base, LS; For A/C Belt | 22158 |
| 5.0L V8 305 CID | 2001-2002 | LT; Exc.Air Cond | 22162 |
| 5.0L V8 305 CID | 2001-2002 | LT; For A/C Belt | 22158 |
| 5.3L V8 5328cc 325 CID | 2006 | LT; Exc.Air Cond | 22157 |
| 5.3L V8 5328cc 325 CID | 2006 | LT; For A/C Belt | 22158 |
| 5.3L V8 5328cc 325 CID | 2003-2006 | Base, LS; Exc.Air Cond | 22157 |
| 5.3L V8 5328cc 325 CID | 2003-2006 | Base, LS; For A/C Belt | 22158 |
| 5.3L V8 5328cc 325 CID | 2007-2009 | LS, LT; Exc.Air Cond | 22157 |
| 5.3L V8 5328cc 325 CID | 2007-2009 | LS, LT; For A/C Belt | 22158 |
| 5.3L V8 5328cc 325 CID | 2008-2009 | Base; Exc.Air Cond | 22157 |
| 5.3L V8 5328cc 325 CID | 2008-2009 | Base; For A/C Belt | 22158 |
| 5.3L V8 5328cc 325 CID | 2010-2014 | Base, LS, LT; Exc.Air Cond | 22157 |
| 5.3L V8 5328cc 325 CID | 2010-2014 | Base, LS, LT; For A/C Belt | 22158 |
| 5.7L V8 350 CID | 1996-2002 | Base; Exc.Air Cond | 22162 |
| 5.7L V8 350 CID | 1996-2002 | Base; For A/C Belt | 22158 |
| 5.7L V8 350 CID | 1996-2002 | LS; Exc.Air Cond | 22162 |
| 5.7L V8 350 CID | 1996-2002 | LS; For A/C Belt | 22158 |
| 5.7L V8 350 CID | 2001-2002 | LT; Exc.Air Cond | 22162 |
| 5.7L V8 350 CID | 2001-2002 | LT; For A/C Belt | 22158 |
| EXPRESS 1500 (MEX) | | | |
| 5.3L V8 5300cc 323 CID | 2008-1966 | | 22158 |
| EXPRESS 2500 | | | |
| 4.3L V6 262 CID | 2002 | LS; Exc.Air Cond | 22162 |
| 4.3L V6 262 CID | 1996-2002 | Base; Exc.Air Cond | 22162 |
| 4.3L V6 262 CID | 1996-2005 | Base; For A/C Belt | 22158 |
| 4.3L V6 262 CID | 2002-2005 | LS; For A/C Belt | 22158 |
| 4.3L V6 262 CID | 2003-2005 | Base, LS; Exc.Air Cond | 22157 |
| 4.8L V8 294 CID | 2006 | LT; Exc.Air Cond | 22157 |
| 4.8L V8 294 CID | 2006 | LT; For A/C Belt | 22158 |
| 4.8L V8 294 CID | 2003-2006 | LS; Exc.Air Cond | 22157 |
| 4.8L V8 294 CID | 2003-2006 | LS; For A/C Belt | 22158 |
| 4.8L V8 294 CID | 2003-2014 | Base; Exc.Air Cond | 22157 |
| 4.8L V8 294 CID | 2003-2014 | Base; For A/C Belt | 22158 |
| 4.8L V8 294 CID | 2012-2014 | LS, LT; Exc.Air Cond | 22157 |
| 4.8L V8 294 CID | 2012-2014 | LS, LT; For A/C Belt | 22158 |
| 5.0L V8 305 CID | 1996-2002 | Base, LS; Exc.Air Cond | 22162 |
| 5.0L V8 305 CID | 1996-2002 | Base, LS; For A/C Belt | 22158 |
| 5.3L V8 5328cc 325 CID | 2003-2005 | Base, LS; Exc.Air Cond | 22157 |
| 5.3L V8 5328cc 325 CID | 2003-2005 | Base, LS; For A/C Belt | 22158 |
| 5.7L V8 350 CID | 1996-2000 | Base; Exc.Air Cond | 22162 |
| 5.7L V8 350 CID | 1996-2000 | Base; For A/C Belt | 22158 |
| 5.7L V8 350 CID | 1996-2000 | LS; Exc.Air Cond | 22162 |
| 5.7L V8 350 CID | 1996-2000 | LS; For A/C Belt | 22158 |
| 5.7L V8 350 CID | 2001-2002 | Base, LS; Exc.Air Cond | 22162 |
| 5.7L V8 350 CID | 2001-2002 | Base, LS; For A/C Belt | 22158 |
| 6.0L V8 5967cc 364 CID | 2003-2005 | Base, LS; Exc.Air Cond | 22157 |
| 6.0L V8 5967cc 364 CID | 2003-2005 | Base, LS; For A/C Belt | 22158 |
| 6.0L V8 5967cc 364 CID | 2006-2014 | Base; Exc.Air Cond | 22157 |
| 6.0L V8 5967cc 364 CID | 2006-2014 | Base; For A/C Belt | 22158 |
| 6.0L V8 5967cc 364 CID | 2006-2014 | LS, LT; Exc.Air Cond | 22157 |
| 6.0L V8 5967cc 364 CID | 2006-2014 | LS, LT; For A/C Belt | 22158 |
| 6.5L V8 395 CID | 1996 | LS | 22605 |
| 6.5L V8 395 CID | 1997-1998 | Base, LS | 22613 |
| 6.5L V8 395 CID | 1999-2002 | Base, LS | 22625 |
| 6.6L V8 6599cc 403 CID | 2006 | Base, LS, LT | 22617 |
| 6.6L V8 6599cc 403 CID | 2007-2008 | Base | 22617 |
| 6.6L V8 6599cc 403 CID | 2009-2014 | Base | 22341 |
| EXPRESS 3500 | | | |
| 4.8L V8 294 CID | 2005 | LS; Exc.Air Cond | 22157 |
| 4.8L V8 294 CID | 2005 | LS; For A/C Belt | 22158 |



FAN CLUTCH APPLICATION GUIDE



| Engine | Years | Application | USMW |
|-----------------------------|-----------|--|-------|
| CHEVROLET (CONT.) | | | |
| EXPRESS 3500 (CONT.) | | | |
| 4.8L V8 294 CID | 2005-2014 | Base; Exc.Air Cond | 22157 |
| 4.8L V8 294 CID | 2005-2014 | Base; For A/C Belt | 22158 |
| 4.8L V8 294 CID | 2012-2014 | LS, LT; Exc.Air Cond | 22157 |
| 4.8L V8 294 CID | 2012-2014 | LS, LT; For A/C Belt | 22158 |
| 5.7L V8 350 CID | 1996-2000 | Base; Exc.Air Cond | 22162 |
| 5.7L V8 350 CID | 1996-2000 | Base; For A/C Belt | 22158 |
| 5.7L V8 350 CID | 1996-2000 | LS; Exc.Air Cond | 22162 |
| 5.7L V8 350 CID | 1996-2000 | LS; For A/C Belt | 22158 |
| 5.7L V8 350 CID | 2001-2002 | Base, LS; Exc.Air Cond | 22162 |
| 5.7L V8 350 CID | 2001-2002 | Base, LS; For A/C Belt | 22158 |
| 6.0L V8 5967cc 364 CID | 2003-2005 | Base, LS; Exc.Air Cond | 22157 |
| 6.0L V8 5967cc 364 CID | 2003-2005 | Base, LS; For A/C Belt | 22158 |
| 6.0L V8 5967cc 364 CID | 2006-2014 | Base; Exc.Air Cond | 22157 |
| 6.0L V8 5967cc 364 CID | 2006-2014 | Base; For A/C Belt | 22158 |
| 6.0L V8 5967cc 364 CID | 2006-2014 | LS, LT; Exc.Air Cond | 22157 |
| 6.0L V8 5967cc 364 CID | 2006-2014 | LS, LT; For A/C Belt | 22158 |
| 6.5L V8 395 CID | 1996 | Base, LS | 22605 |
| 6.5L V8 395 CID | 1997-1998 | Base, LS | 22613 |
| 6.5L V8 395 CID | 1999-2002 | Base, LS | 22625 |
| 6.6L V8 6599cc 403 CID | 2006-2008 | Base | 22617 |
| 6.6L V8 6599cc 403 CID | 2009-2014 | Base | 22341 |
| 7.4L V8 454 CID | 1996-2000 | Base, LS | 22145 |
| 8.1L V8 496 CID | 2001-2002 | Base, LS | 22158 |
| EXPRESS 4500 | | | |
| 6.0L V8 5967cc 364 CID | 2009-2014 | Base; Exc.Air Cond | 22157 |
| 6.0L V8 5967cc 364 CID | 2009-2014 | Base; For A/C Belt | 22158 |
| 6.6L V8 6599cc 403 CID | 2009-2014 | Base | 22341 |
| G10 | | | |
| 3.8L L6 3770cc 230 CID | 1966-1969 | | 21049 |
| 4.1L L6 250 CID | 1983 | Base; Exc.Air Cond; Exc.Heavy Duty Cooling | 22026 |
| 4.1L L6 250 CID | 1983 | Base; For A/C Belt; Heavy Duty Cooling | 22045 |
| 4.1L L6 250 CID | 1980-1981 | Beauville, Chevy Van, Sportvan | 22045 |
| 4.1L L6 250 CID | 1982-1984 | Beauville, Chevy Van, Sportvan; Exc.Air Cond; Exc.Heavy Duty Cooling | 22026 |
| 4.1L L6 250 CID | 1982-1984 | Beauville, Chevy Van, Sportvan; For A/C Belt; Heavy Duty Cooling | 22045 |
| 4.1L L6 250 CID | 1983-1984 | Bonaventure; Exc.Air Cond; Exc.Heavy Duty Cooling | 22026 |
| 4.1L L6 250 CID | 1983-1984 | Bonaventure; For A/C Belt; Heavy Duty Cooling | 22045 |
| 4.1L L6 4097cc 250 CID | 1976-1978 | | 22049 |
| 4.1L L6 4098cc 250 CID | 1967-1974 | | 21049 |
| 4.1L L6 4098cc 250 CID | 1975-1979 | | 22049 |
| 4.3L V6 262 CID | 1986 | Bonaventure; Code FK | 22045 |
| 4.3L V6 262 CID | 1986 | Bonaventure; Code FN | 22026 |
| 4.3L V6 262 CID | 1986 | Bonaventure; Code HG | 22045 |
| 4.3L V6 262 CID | 1987 | Bonaventure; Code DE,HS | 22149 |
| 4.3L V6 262 CID | 1987 | Bonaventure; Code GE,GR,HK,OF,QD,SG,SH | 22142 |
| 4.3L V6 262 CID | 1987 | Bonaventure; Code GG,GN,SJ | 22153 |
| 4.3L V6 262 CID | 1987 | Bonaventure; Code HS | 22145 |
| 4.3L V6 262 CID | 1985-1986 | Beauville, Chevy Van, Sportvan; Code FN | 22026 |
| 4.3L V6 262 CID | 1985-1986 | Beauville; Code FK | 22045 |
| 4.3L V6 262 CID | 1985-1986 | Beauville; Code HG | 22045 |
| 4.3L V6 262 CID | 1985-1986 | Chevy Van; Code FK | 22045 |
| 4.3L V6 262 CID | 1985-1986 | Chevy Van; Code HG | 22045 |
| 4.3L V6 262 CID | 1985-1986 | Sportvan; Code FK | 22045 |
| 4.3L V6 262 CID | 1985-1986 | Sportvan; Code HG | 22045 |
| 4.3L V6 262 CID | 1987-1989 | Beauville, Chevy Van, Sportvan; Code DE,HS | 22149 |
| 4.3L V6 262 CID | 1987-1991 | Beauville, Chevy Van, Sportvan; Code HS | 22145 |
| 4.3L V6 262 CID | 1987-1995 | Beauville, Chevy Van, Sportvan; Code GE,GR,HK,OF,QD,SG,SH | 22142 |
| 4.3L V6 262 CID | 1987-1995 | Beauville, Chevy Van, Sportvan; Code GG,GN,SJ | 22153 |
| 4.3L V6 262 CID | 1988-1995 | Beauville, Chevy Van, Sportvan; Code GB,GC,GP,HS,RB,SA,SB,SR | 22158 |
| 5.0L V8 305 CID | 1980 | Beauville, Chevy Van, Sportvan; Code DJ | 22049 |
| 5.0L V8 305 CID | 1981 | Beauville, Chevy Van, Sportvan; Code FR | 22043 |
| 5.0L V8 305 CID | 1983 | Base, Bonaventure; Code FN | 22049 |

| Engine | Years | Application | USMW |
|------------------------|-----------|--|-------|
| 5.0L V8 305 CID | 1983 | Base; Code FK | 22045 |
| 5.0L V8 305 CID | 1983 | Base; Code FN | 22026 |
| 5.0L V8 305 CID | 1984 | Beauville, Bonaventure, Chevy Van, Sportvan; Code CM,FC,KC | 22045 |
| 5.0L V8 305 CID | 1986 | Bonaventure; Code CM,FC,HD,KC | 22045 |
| 5.0L V8 305 CID | 1987 | Bonaventure; Code DE,HS | 22149 |
| 5.0L V8 305 CID | 1987 | Bonaventure; Code GE,GR,HK,OF,QD,SG,SH | 22142 |
| 5.0L V8 305 CID | 1987 | Bonaventure; Code GG,GN,SJ | 22153 |
| 5.0L V8 305 CID | 1987 | Bonaventure; Code HS | 22145 |
| 5.0L V8 305 CID | 1980-1986 | Beauville, Chevy Van; Code FK | 22045 |
| 5.0L V8 305 CID | 1980-1986 | Sportvan; Code FK | 22045 |
| 5.0L V8 305 CID | 1982-1983 | Beauville, Chevy Van, Sportvan; Code FN | 22049 |
| 5.0L V8 305 CID | 1982-1986 | Beauville, Chevy Van; Code FN | 22026 |
| 5.0L V8 305 CID | 1983-1986 | Bonaventure; Code FK | 22045 |
| 5.0L V8 305 CID | 1983-1986 | Bonaventure; Code FN | 22026 |
| 5.0L V8 305 CID | 1984-1986 | Beauville, Chevy Van, Sportvan; Code FN | 22026 |
| 5.0L V8 305 CID | 1985-1986 | Beauville, Chevy Van, Sportvan; Code CM,FC,HD,KC | 22045 |
| 5.0L V8 305 CID | 1987-1989 | Beauville, Chevy Van, Sportvan; Code DE,HS | 22149 |
| 5.0L V8 305 CID | 1987-1991 | Beauville, Chevy Van, Sportvan; Code HS | 22145 |
| 5.0L V8 305 CID | 1987-1995 | Beauville, Chevy Van, Sportvan; Code GE,GR,HK,OF,QD,SG,SH | 22142 |
| 5.0L V8 305 CID | 1987-1995 | Beauville, Chevy Van, Sportvan; Code GG,GN,SJ | 22153 |
| 5.0L V8 305 CID | 1988-1995 | Beauville, Chevy Van, Sportvan; Code GB,GC,GP,HS,RB,SA,SB,SR | 22158 |
| 5.0L V8 4998cc 305 CID | 1977-1979 | | 22049 |
| 5.0L V8 5032cc 307 CID | 1968-1972 | | 21049 |
| 5.7L V8 350 CID | 1980 | Beauville | 22045 |
| 5.7L V8 350 CID | 1980 | Beauville; Code DD | 22045 |
| 5.7L V8 350 CID | 1980 | Beauville; Code FK | 22045 |
| 5.7L V8 350 CID | 1980 | Chevy Van | 22045 |
| 5.7L V8 350 CID | 1980 | Chevy Van; Code DD | 22045 |
| 5.7L V8 350 CID | 1980 | Chevy Van; Code FK | 22045 |
| 5.7L V8 350 CID | 1980 | Sportvan; Code DD | 22045 |
| 5.7L V8 350 CID | 1981 | Sportvan | 22045 |
| 5.7L V8 350 CID | 1986 | Bonaventure; Code CM,FC,HD,KC | 22045 |
| 5.7L V8 350 CID | 1986 | Bonaventure; Code FN,FR | 22026 |
| 5.7L V8 350 CID | 1987 | Bonaventure; Code DE,HS | 22149 |
| 5.7L V8 350 CID | 1987 | Bonaventure; Code GE,GR,HK,OF,QD,SG,SH | 22142 |
| 5.7L V8 350 CID | 1987 | Bonaventure; Code GG,GN,SJ | 22153 |
| 5.7L V8 350 CID | 1987 | Bonaventure; Code HS | 22145 |
| 5.7L V8 350 CID | 1980-1983 | Sportvan; Code FK | 22045 |
| 5.7L V8 350 CID | 1982-1986 | Sportvan; Code FN,FR | 22026 |
| 5.7L V8 350 CID | 1984-1986 | Sportvan; Code CM,FC,HD,KC | 22045 |
| 5.7L V8 350 CID | 1987-1988 | Sportvan; Code DE,HS | 22149 |
| 5.7L V8 350 CID | 1987-1991 | Sportvan; Code HS | 22145 |
| 5.7L V8 350 CID | 1987-1993 | Sportvan; Code GE,GR,HK,OF,QD,SG,SH | 22142 |
| 5.7L V8 350 CID | 1987-1993 | Sportvan; Code GG,GN,SJ | 22153 |
| 5.7L V8 350 CID | 1988-1993 | Sportvan; Code GB,GC,GP,HS,RB,SA,SB,SR | 22158 |
| 5.7L V8 5736cc 350 CID | 1970-1974 | | 21049 |
| 5.7L V8 5736cc 350 CID | 1975-1979 | | 22049 |
| G10 VAN | | | |
| 5.0L V8 307 CID | 1973 | | 22045 |
| 7.4L V8 454 CID | 1973-1974 | | 22045 |
| 7.4L V8 7441cc 454 CID | 1973-1974 | | 22045 |
| G20 | | | |
| 3.8L L6 3770cc 230 CID | 1967-1969 | | 21049 |
| 4.1L L6 250 CID | 1980-1981 | Beauville, Chevy Van, Sportvan | 22045 |
| 4.1L L6 250 CID | 1982-1984 | Beauville, Chevy Van, Sportvan; Exc.Air Cond; Exc.Heavy Duty Cooling | 22026 |
| 4.1L L6 250 CID | 1982-1984 | Beauville, Chevy Van, Sportvan; For A/C Belt; Heavy Duty Cooling | 22045 |
| 4.1L L6 250 CID | 1983-1984 | Bonaventure; Exc.Air Cond; Exc.Heavy Duty Cooling | 22026 |
| 4.1L L6 250 CID | 1983-1984 | Bonaventure; For A/C Belt; Heavy Duty Cooling | 22045 |
| 4.1L L6 4097cc 250 CID | 1976-1978 | | 22049 |
| 4.1L L6 4098cc 250 CID | 1968-1974 | | 21049 |
| 4.1L L6 4098cc 250 CID | 1975-1977 | Beauville, Chevy Van | 22049 |
| 4.1L L6 4098cc 250 CID | 1979-1977 | | 22049 |

| Engine | Years | Application | USMW |
|--------------------------|-----------|--|-------|
| CHEVROLET (CONT.) | | | |
| G20 (CONT.) | | | |
| 4.3L V6 262 CID | 1985-1986 | Beauville, Chevy Van, Sportvan; Code FN | 22026 |
| 4.3L V6 262 CID | 1985-1986 | Beauville; Code FK | 22045 |
| 4.3L V6 262 CID | 1985-1986 | Beauville; Code HG | 22045 |
| 4.3L V6 262 CID | 1985-1986 | Chevy Van; Code FK | 22045 |
| 4.3L V6 262 CID | 1985-1986 | Chevy Van; Code HG | 22045 |
| 4.3L V6 262 CID | 1985-1986 | Sportvan; Code FK | 22045 |
| 4.3L V6 262 CID | 1985-1986 | Sportvan; Code HG | 22045 |
| 4.3L V6 262 CID | 1987-1989 | Beauville, Chevy Van, Sportvan; Code DE,HS | 22149 |
| 4.3L V6 262 CID | 1987-1991 | Beauville, Chevy Van, Sportvan; Code HS | 22145 |
| 4.3L V6 262 CID | 1987-1995 | Beauville, Chevy Van, Sportvan; Code GE,GR,HK,OF,QD,SG,SH | 22142 |
| 4.3L V6 262 CID | 1987-1995 | Beauville, Chevy Van, Sportvan; Code GG,GN,SJ | 22153 |
| 4.3L V6 262 CID | 1988-1995 | Beauville, Chevy Van, Sportvan; Code GB,GC,GP,HS,RB,SA,SB,SR | 22158 |
| 4.8L L6 292 CID | 1975-1979 | | 22049 |
| 5.0L V8 305 CID | 1980 | Beauville, Chevy Van; Code DJ | 22049 |
| 5.0L V8 305 CID | 1980 | Beauville, Chevy Van; Code FK | 22045 |
| 5.0L V8 305 CID | 1981 | Beauville, Chevy Van, Sportvan; Code FN | 22026 |
| 5.0L V8 305 CID | 1981 | Beauville, Chevy Van, Sportvan; Code FR | 22043 |
| 5.0L V8 305 CID | 1983 | Bonaventure; Code FN | 22049 |
| 5.0L V8 305 CID | 1984 | Beauville, Bonaventure, Chevy Van, Sportvan; Code CM,FC,KC | 22045 |
| 5.0L V8 305 CID | 1984 | Beauville, Bonaventure, Chevy Van, Sportvan; Code FN | 22026 |
| 5.0L V8 305 CID | 1977-1978 | Sportvan | 22045 |
| 5.0L V8 305 CID | 1981-1986 | Beauville, Chevy Van, Sportvan; Code FK | 22045 |
| 5.0L V8 305 CID | 1982-1983 | Beauville, Chevy Van, Sportvan; Code FN | 22049 |
| 5.0L V8 305 CID | 1982-1984 | Beauville, Chevy Van; Code FN | 22026 |
| 5.0L V8 305 CID | 1983-1984 | Bonaventure; Code FK | 22045 |
| 5.0L V8 305 CID | 1983-1984 | Bonaventure; Code FN | 22026 |
| 5.0L V8 305 CID | 1985-1986 | Beauville, Chevy Van, Sportvan; Code CM,FC,HD,KC | 22045 |
| 5.0L V8 305 CID | 1987-1989 | Beauville, Chevy Van, Sportvan; Code DE,HS | 22149 |
| 5.0L V8 305 CID | 1987-1991 | Beauville, Chevy Van, Sportvan; Code HS | 22145 |
| 5.0L V8 305 CID | 1987-1995 | Beauville, Chevy Van, Sportvan; Code GE,GR,HK,OF,QD,SG,SH | 22142 |
| 5.0L V8 305 CID | 1987-1995 | Beauville, Chevy Van, Sportvan; Code GG,GN,SJ | 22153 |
| 5.0L V8 305 CID | 1988-1995 | Beauville, Chevy Van, Sportvan; Code GB,GC,GP,HS,RB,SA,SB,SR | 22158 |
| 5.0L V8 4998cc 305 CID | 1979-1977 | Beauville, Chevy Van, Nomad | 22049 |
| 5.0L V8 5032cc 307 CID | 1968-1971 | | 21049 |
| 5.7L V8 350 CID | 1980 | Beauville, Chevy Van, Sportvan; Code DJ | 22049 |
| 5.7L V8 350 CID | 1980 | Beauville; Code DD | 22045 |
| 5.7L V8 350 CID | 1980 | Beauville; Code FK | 22045 |
| 5.7L V8 350 CID | 1980 | Chevy Van; Code DD | 22045 |
| 5.7L V8 350 CID | 1980 | Chevy Van; Code FK | 22045 |
| 5.7L V8 350 CID | 1980 | Chevy Van; Code DD | 22045 |
| 5.7L V8 350 CID | 1980 | Sportvan; Code DD | 22045 |
| 5.7L V8 350 CID | 1984 | Beauville | 22026 |
| 5.7L V8 350 CID | 1984 | Beauville, Bonaventure, Chevy Van, Sportvan; Code CM,FC,HD,KC | 22045 |
| 5.7L V8 350 CID | 1984 | Beauville; Code FN,FR | 22026 |
| 5.7L V8 350 CID | 1984 | Bonaventure | 22026 |
| 5.7L V8 350 CID | 1984 | Bonaventure; Code FN,FR | 22026 |
| 5.7L V8 350 CID | 1984 | Chevy Van | 22026 |
| 5.7L V8 350 CID | 1984 | Chevy Van; Code FN,FR | 22026 |
| 5.7L V8 350 CID | 1986 | Beauville, Chevy Van, Beauville, Chevy Van | 22045 |
| 5.7L V8 350 CID | 1980-1983 | Sportvan; Code FK | 22045 |
| 5.7L V8 350 CID | 1981-1984 | Sportvan; Code FN,FR | 22026 |
| 5.7L V8 350 CID | 1981-1985 | Beauville, Chevy Van | 22026 |
| 5.7L V8 350 CID | 1981-1986 | Sportvan | 22026 |
| 5.7L V8 350 CID | 1985-1986 | Sportvan | 22045 |
| 5.7L V8 350 CID | 1987-1988 | Beauville, Chevy Van, Sportvan; Code DE,HS | 22149 |
| 5.7L V8 350 CID | 1987-1991 | Beauville, Chevy Van, Sportvan; Code HS | 22145 |
| 5.7L V8 350 CID | 1987-1995 | Beauville, Chevy Van, Sportvan; Code GE,GR,HK,OF,QD,SG,SH | 22142 |
| 5.7L V8 350 CID | 1988-1995 | Beauville, Chevy Van, Sportvan; Code GB,GC,GP,HS,RB,SA,SB,SR | 22158 |

| Engine | Years | Application | USMW |
|------------------------|-----------|--|-------|
| 5.7L V8 350 CID | 1990-1992 | Beauville, Chevy Van, Sportvan; Code GG,GN,SJ | 22153 |
| 5.7L V8 5736cc 350 CID | 1970-1974 | | 21049 |
| 5.7L V8 5736cc 350 CID | 1975-1976 | Beauville, Chevy Van, | 22049 |
| 5.7L V8 5736cc 350 CID | 1977-1979 | | 22049 |
| 6.2L V8 379 CID | 1983-1984 | Beauville, Bonaventure, Chevy Van | 22052 |
| 6.2L V8 379 CID | 1983-1991 | Sportvan | 22052 |
| 6.2L V8 379 CID | 1985-1991 | Beauville, Chevy Van | 22052 |
| 6.2L V8 379 CID | 1990-1993 | Beauville, Chevy Van, Sportvan | 22052 |
| 6.5L V8 395 CID | 1994-1995 | Beauville, Chevy Van, Sportvan | 22154 |
| 6.6L V8 400 CID | 1980 | Beauville, Chevy Van | 22045 |
| 6.6L V8 400 CID | 1975-1980 | Sportvan | 22045 |
| G20 VAN | | | |
| 5.0L V8 5031cc 307 CID | 1973 | Base, Sportvan | 22045 |
| 7.4L V8 454 CID | 1973-1974 | Base | 22045 |
| 7.4L V8 7439cc 454 CID | 1973-1974 | Base, Sportvan | 22045 |
| 7.4L V8 7441cc 454 CID | 1973-1974 | Base | 22045 |
| G30 | | | |
| 4.1L L6 250 CID | 1981 | Beauville, Chevy Van, Hi-Cube | 22045 |
| 4.1L L6 250 CID | 1982-1984 | Beauville, Chevy Van, Hi-Cube; Exc.Air Cond; Exc.Heavy Duty Cooling | 22026 |
| 4.1L L6 250 CID | 1982-1984 | Beauville, Chevy Van, Hi-Cube; For A/C Belt; Heavy Duty Cooling | 22045 |
| 4.1L L6 250 CID | 1983-1984 | Bonaventure; Exc.Air Cond; Exc.Heavy Duty Cooling | 22026 |
| 4.1L L6 250 CID | 1983-1984 | Bonaventure; For A/C Belt; Heavy Duty Cooling | 22045 |
| 4.1L L6 4098cc 250 CID | 1971-1974 | | 21049 |
| 4.1L L6 4098cc 250 CID | 1976-1979 | Beauville, Chevy Van, Hi-Cube | 22049 |
| 4.3L V6 262 CID | 1985-1986 | Beauville, Chevy Van, Hi-Cube; Code FN | 22026 |
| 4.3L V6 262 CID | 1985-1986 | Beauville; Code FK | 22045 |
| 4.3L V6 262 CID | 1985-1986 | Beauville; Code HG | 22045 |
| 4.3L V6 262 CID | 1985-1986 | Chevy Van; Code FK | 22045 |
| 4.3L V6 262 CID | 1985-1986 | Chevy Van; Code HG | 22045 |
| 4.3L V6 262 CID | 1985-1986 | Hi-Cube; Code FK | 22045 |
| 4.3L V6 262 CID | 1985-1986 | Hi-Cube; Code HG | 22045 |
| 4.3L V6 262 CID | 1987-1989 | Beauville, Chevy Van, Hi-Cube; Code DE,HS | 22149 |
| 4.3L V6 262 CID | 1987-1991 | Beauville, Chevy Van, Hi-Cube; Code HS | 22145 |
| 4.3L V6 262 CID | 1987-1993 | Beauville; Code GG,GN,SJ | 22153 |
| 4.3L V6 262 CID | 1987-1995 | Chevy Van, Hi-Cube; Code GG,GN,SJ | 22153 |
| 4.3L V6 262 CID | 1988-1993 | Beauville; Code GB,GC,GP,HS,RB,SA,SB,SR | 22158 |
| 4.3L V6 262 CID | 1988-1995 | Chevy Van, Hi-Cube; Code GB,GC,GP,HS,RB,SA,SB,SR | 22158 |
| 4.3L V6 4294cc 262 CID | 1996-1979 | Chevy Van | 22145 |
| 4.8L L6 292 CID | 1975-1979 | | 22049 |
| 5.0L V8 305 CID | 1978-1985 | Beauville, Chevy Van, Hi-Cube | 22045 |
| 5.7L V8 350 CID | 1980 | Beauville, Chevy Van, Hi-Cube, Sportvan; Code DJ | 22049 |
| 5.7L V8 350 CID | 1980 | Beauville; Code DU | 22045 |
| 5.7L V8 350 CID | 1980 | Chevy Van; Code DU | 22045 |
| 5.7L V8 350 CID | 1980 | Hi-Cube; Code DU | 22045 |
| 5.7L V8 350 CID | 1985 | Beauville, Chevy Van, Hi-Cube, Sportvan; Code DM,DU,FL,GZ | 22045 |
| 5.7L V8 350 CID | 1986 | Beauville, Chevy Van, Hi-Cube, Sportvan; DM,DU,FL,GZ | 22045 |
| 5.7L V8 350 CID | 1992 | Beauville, Chevy Van, Hi-Cube, Sportvan; Code SL | 22145 |
| 5.7L V8 350 CID | 1980-1983 | Sportvan; Code FK | 22045 |
| 5.7L V8 350 CID | 1980-1984 | Sportvan; Code DU | 22045 |
| 5.7L V8 350 CID | 1980-1988 | Beauville; Code FK | 22045 |
| 5.7L V8 350 CID | 1980-1988 | Chevy Van; Code FK | 22045 |
| 5.7L V8 350 CID | 1980-1988 | Hi-Cube; Code FK | 22045 |
| 5.7L V8 350 CID | 1981-1984 | Beauville, Chevy Van, Hi-Cube; Code DU | 22045 |
| 5.7L V8 350 CID | 1981-1986 | Beauville, Chevy Van, Hi-Cube; Code FR | 22026 |
| 5.7L V8 350 CID | 1981-1986 | Sportvan; Code FR | 22026 |
| 5.7L V8 350 CID | 1982-1984 | Sportvan; Code FN,FR | 22026 |
| 5.7L V8 350 CID | 1983-1984 | Bonaventure, Sportvan; Code DU | 22045 |
| 5.7L V8 350 CID | 1983-1984 | Bonaventure; Code FR | 22026 |
| 5.7L V8 350 CID | 1985-1986 | Beauville, Chevy Van, Hi-Cube, Sportvan; Code FK | 22045 |
| 5.7L V8 350 CID | 1985-1986 | Sportvan | 22045 |
| 5.7L V8 350 CID | 1987-1988 | Beauville; Code DM,FK | 22045 |
| 5.7L V8 350 CID | 1987-1988 | Beauville; Code DM,GZ | 22045 |
| 5.7L V8 350 CID | 1987-1988 | Chevy Van; Code DM,FK | 22045 |

| Engine | Years | Application | USMW |
|--------------------------|-----------|---|-------|
| CHEVROLET (CONT.) | | | |
| G30 (CONT.) | | | |
| 5.7L V8 350 CID | 1987-1988 | Chevy Van; Code DM,GZ | 22045 |
| 5.7L V8 350 CID | 1987-1988 | Hi-Cube; Code DM,FK | 22045 |
| 5.7L V8 350 CID | 1987-1988 | Hi-Cube; Code DM,GZ | 22045 |
| 5.7L V8 350 CID | 1987-1989 | Beauville, Chevy Van, Hi-Cube; Code DE,HS | 22149 |
| 5.7L V8 350 CID | 1987-1989 | Sportvan; Code DE,HS | 22149 |
| 5.7L V8 350 CID | 1987-1991 | Beauville, Chevy Van, Hi-Cube; Code HS | 22145 |
| 5.7L V8 350 CID | 1987-1991 | Sportvan; Code HS | 22145 |
| 5.7L V8 350 CID | 1987-1994 | Beauville, Chevy Van, Hi-Cube; Code GB,GC,GP,HS,RS,SA,SB,SR | 22158 |
| 5.7L V8 350 CID | 1987-1994 | Sportvan; Code GB,GC,GP,HS,RS,SA,SB,SR | 22158 |
| 5.7L V8 350 CID | 1995-1996 | Beauville, Chevy Van, Hi-Cube, Sportvan | 22158 |
| 5.7L V8 5736cc 350 CID | 1971-1973 | | 21049 |
| 5.7L V8 5736cc 350 CID | 1974-1979 | Base | 21049 |
| 5.7L V8 5736cc 350 CID | 1975-1976 | Beauville, Chevy Van, Hi-Cube | 22049 |
| 5.7L V8 5736cc 350 CID | 1977-1979 | | 22049 |
| 6.2L V8 379 CID | 1983-1984 | Beauville, Bonaventure, Chevy Van, Hi-Cube, Sportvan | 22052 |
| 6.2L V8 379 CID | 1985-1993 | Beauville, Chevy Van, Hi-Cube, Sportvan | 22052 |
| 6.5L V8 395 CID | 1994-1996 | Beauville, Chevy Van, Hi-Cube, Sportvan | 22154 |
| 6.6L V8 400 CID | 1975-1980 | Beauville, Chevy Van, Hi-Cube, Sportvan | 22045 |
| 7.4L V8 454 CID | 1975-1976 | Beauville, Chevy Van, Hi-Cube | 22045 |
| 7.4L V8 454 CID | 1988-1996 | Beauville, Chevy Van, Hi-Cube, Sportvan | 22145 |
| G30 VAN | | | |
| 7.4L V8 454 CID | 1974 | Base | 22045 |
| 7.4L V8 7441cc 454 CID | 1974 | Base | 22045 |
| IMPALA | | | |
| 3.8L L6 230 CID | 1965 | | 22038 |
| 3.8L L6 3769cc 230 CID | 1963-1965 | | 22038 |
| 3.8L V6 229 CID | 1980 | Sport; Code AD; For A/C Belt | 22045 |
| 3.8L V6 229 CID | 1980 | Sport; Code AK; For A/C Belt | 22049 |
| 3.8L V6 229 CID | 1980 | Sport; Exc.Air Cond | 22043 |
| 3.8L V6 229 CID | 1981 | Estate; Code AD; For A/C Belt | 22045 |
| 3.8L V6 229 CID | 1981 | Estate; Code AK; For A/C Belt | 22049 |
| 3.8L V6 229 CID | 1981 | Estate; Exc.Air Cond | 22043 |
| 3.8L V6 229 CID | 1982 | Estate; Exc.Heavy Duty Cooling | 22049 |
| 3.8L V6 229 CID | 1982 | Estate; Heavy Duty Cooling | 22049 |
| 3.8L V6 229 CID | 1980-1981 | Base; Code AD; For A/C Belt | 22045 |
| 3.8L V6 229 CID | 1980-1981 | Base; Code AK; For A/C Belt | 22049 |
| 3.8L V6 229 CID | 1980-1981 | Base; Exc.Air Cond | 22043 |
| 3.8L V6 229 CID | 1982-1984 | Base; Exc.Heavy Duty Cooling | 22049 |
| 3.8L V6 229 CID | 1982-1984 | Base; Heavy Duty Cooling | 22049 |
| 3.8L V6 3800cc 231 CID | 1980 | Sport | 22049 |
| 3.8L V6 3800cc 231 CID | 1980-1984 | Base | 22049 |
| 3.8L V6 3800cc 231 CID | 1981-1982 | Estate | 22049 |
| 4.1L L6 250 CID | 1965-1967 | | 22011 |
| 4.1L L6 4097cc 250 CID | 1965-1968 | | 22011 |
| 4.1L L6 4098cc 250 CID | 1965-1968 | | 22011 |
| 4.1L L6 4098cc 250 CID | 1969-1971 | Base | 21049 |
| 4.1L L6 4098cc 250 CID | 1972-1979 | | 21049 |
| 4.3L V6 262 CID | 1985 | Base; Exc.Air Cond | 22049 |
| 4.3L V6 262 CID | 1985 | Base; Exc.Heavy Duty Cooling; For A/C Belt | 22045 |
| 4.3L V6 262 CID | 1985 | Base; For A/C Belt; Heavy Duty Cooling | 22045 |
| 4.4L V8 267 CID | 1980 | Base, Sport; Code AK | 22049 |
| 4.4L V8 267 CID | 1980 | Sport; Code AD | 22045 |
| 4.4L V8 267 CID | 1980 | Sport; Code AS | 22043 |
| 4.4L V8 267 CID | 1980 | Sport; Code CB | 22049 |
| 4.4L V8 267 CID | 1981 | Estate; Code AD | 22045 |
| 4.4L V8 267 CID | 1981 | Estate; Code AS | 22043 |
| 4.4L V8 267 CID | 1981 | Estate; Code CB | 22049 |
| 4.4L V8 267 CID | 1982 | Base, Estate; Exc.Heavy Duty Cooling | 22049 |
| 4.4L V8 267 CID | 1982 | Base, Estate; Heavy Duty Cooling | 22042 |
| 4.4L V8 267 CID | 1980-1981 | Base; Code AD | 22045 |
| 4.4L V8 267 CID | 1980-1981 | Base; Code AS | 22043 |
| 4.4L V8 267 CID | 1980-1981 | Base; Code CB | 22049 |
| 4.6L V8 283 CID | 1964-1967 | | 22011 |
| 4.6L V8 4638cc 283 CID | 1959-1967 | | 22011 |

| Engine | Years | Application | USMW |
|------------------------|-----------|--|-------|
| 5.0L V8 305 CID | 1980 | Sport; Code AD | 22045 |
| 5.0L V8 305 CID | 1980 | Sport; Code CU,FB | 22045 |
| 5.0L V8 305 CID | 1980 | Sport; Code CY | 22045 |
| 5.0L V8 305 CID | 1981 | Estate; Code AD | 22045 |
| 5.0L V8 305 CID | 1981 | Estate; Code CU,FB | 22045 |
| 5.0L V8 305 CID | 1981 | Estate; Code CY | 22045 |
| 5.0L V8 305 CID | 1982 | Estate; Exc.Heavy Duty Cooling | 22049 |
| 5.0L V8 305 CID | 1982 | Estate; Heavy Duty Cooling | 22045 |
| 5.0L V8 305 CID | 1984 | Base; Code AB; Heavy Duty Cooling | 22048 |
| 5.0L V8 305 CID | 1984 | Base; Code CY; Heavy Duty Cooling | 22045 |
| 5.0L V8 305 CID | 1978-1979 | | 22043 |
| 5.0L V8 305 CID | 1980-1981 | Base; Code AD | 22045 |
| 5.0L V8 305 CID | 1980-1981 | Base; Code CU,FB | 22045 |
| 5.0L V8 305 CID | 1980-1981 | Base; Code CY | 22045 |
| 5.0L V8 305 CID | 1982-1985 | Base; Exc.Heavy Duty Cooling | 22049 |
| 5.0L V8 305 CID | 1982-1985 | Base; Heavy Duty Cooling | 22045 |
| 5.0L V8 4998cc 305 CID | 1977-1979 | | 21049 |
| 5.0L V8 5032cc 307 CID | 1968-1979 | | 21049 |
| 5.4L V8 327 CID | 1964-1967 | | 22011 |
| 5.7L V8 350 CID | 1980 | Base; Exc.Air Cond | 22045 |
| 5.7L V8 350 CID | 1980 | Base; For A/C Belt | 22045 |
| 5.7L V8 350 CID | 1980 | DIESEL; Sport; Exc.Heavy Duty Cooling | 22049 |
| 5.7L V8 350 CID | 1980 | DIESEL; Sport; Heavy Duty Cooling | 22045 |
| 5.7L V8 350 CID | 1980 | Sport; Exc.Air Cond | 22045 |
| 5.7L V8 350 CID | 1980 | Sport; For A/C Belt | 22045 |
| 5.7L V8 350 CID | 1981 | Base, Estate | 22045 |
| 5.7L V8 350 CID | 1969-1976 | | 22045 |
| 5.7L V8 350 CID | 1978-1979 | | 22043 |
| 5.7L V8 350 CID | 1980-1985 | Base; DIESEL; Exc.Heavy Duty Cooling | 22049 |
| 5.7L V8 350 CID | 1980-1985 | Base; DIESEL; Heavy Duty Cooling | 22045 |
| 5.7L V8 350 CID | 1981-1982 | DIESEL; Estate; Exc.Heavy Duty Cooling | 22049 |
| 5.7L V8 350 CID | 1981-1982 | DIESEL; Estate; Heavy Duty Cooling | 22045 |
| 5.7L V8 350 CID | 1994-1996 | SS | 22045 |
| 5.7L V8 5704cc 348 CID | 1959-1961 | | 22011 |
| 5.7L V8 5736cc 350 CID | 1969-1974 | | 22045 |
| 5.7L V8 5736cc 350 CID | 1977-1979 | | 21049 |
| 5.7L V8 5736cc 350 CID | 1982-1983 | | 22049 |
| 5.7L V8 5736cc 350 CID | 1984-1985 | | 22045 |
| 5.7L V8 5737cc 350 CID | 1972-1974 | | 22045 |
| 6.5L V8 396 CID | 1969 | | 22045 |
| 6.5L V8 396 CID | 1965-1967 | | 22011 |
| 6.5L V8 6489cc 396 CID | 1969 | | 22045 |
| 6.5L V8 6489cc 396 CID | 1965-1968 | | 22011 |
| 6.6L V8 400 CID | 1970-1976 | | 22045 |
| 6.6L V8 402 CID | 1971-1972 | | 22045 |
| 6.6L V8 6555cc 400 CID | 1970-1974 | | 22045 |
| 6.6L V8 6556cc 400 CID | 1970-1974 | | 22045 |
| 6.6L V8 6588cc 402 CID | 1970-1972 | | 22045 |
| 6.7L V8 409 CID | 1964-1965 | | 22011 |
| 6.7L V8 6704cc 409 CID | 1961-1965 | | 22011 |
| 7.0L V8 427 CID | 1969 | | 22045 |
| 7.0L V8 427 CID | 1966-1967 | | 22011 |
| 7.0L V8 6997cc 427 CID | 1963 | | 22011 |
| 7.0L V8 6998cc 427 CID | 1969 | | 22045 |
| 7.0L V8 6998cc 427 CID | 1966-1968 | | 22011 |
| 7.4L V8 454 CID | 1970-1976 | | 22045 |
| 7.4L V8 7439cc 454 CID | 1970-1974 | | 22045 |
| 7.4L V8 7441cc 454 CID | 1970-1974 | | 22045 |
| K10 | | | |
| 3.8L L6 3770cc 230 CID | 1964-1965 | | 21049 |
| 3.8L L6 3852cc 235 CID | 1961-1962 | | 21049 |
| 4.1L L6 250 CID | 1980 | Cheyenne, Custom Deluxe, Scottsdale, Silverado | 22043 |
| 4.1L L6 250 CID | 1981 | Deluxe | 22043 |
| 4.1L L6 250 CID | 1981-1984 | Custom | 22043 |
| 4.1L L6 250 CID | 1982-1983 | Silverado | 22043 |
| 4.1L L6 250 CID | 1982-1984 | Scottsdale | 22043 |
| 4.1L L6 4097cc 250 CID | 1976-1977 | | 22049 |
| 4.1L L6 4098cc 250 CID | 1966-1977 | | 21049 |
| 4.1L L6 4098cc 250 CID | 1975-1977 | | 22049 |

| Engine | Years | Application | USMW |
|--------------------------|-----------|--|-------|
| CHEVROLET (CONT.) | | | |
| K10 (CONT.) | | | |
| 4.3L V6 262 CID | 1985-1986 | Custom, Scottsdale, Silverado; Spring Code-DA | 22049 |
| 4.3L V6 262 CID | 1985-1986 | Custom; Code DM,GZ | 22045 |
| 4.3L V6 262 CID | 1985-1986 | Custom; Code HG | 22045 |
| 4.3L V6 262 CID | 1985-1986 | Scottsdale; Code DM,GZ | 22045 |
| 4.3L V6 262 CID | 1985-1986 | Scottsdale; Code HG | 22045 |
| 4.3L V6 262 CID | 1985-1986 | Silverado; Code DM,GZ | 22045 |
| 4.3L V6 262 CID | 1985-1986 | Silverado; Code HG | 22045 |
| 4.6L V8 4663cc 283 CID | 1961-1967 | | 21049 |
| 4.8L L6 292 CID | 1980 | Cheyenne, Custom Deluxe, Scottsdale, Silverado; Exc.Air Cond | 22043 |
| 4.8L L6 292 CID | 1980 | Cheyenne, Custom Deluxe, Scottsdale, Silverado; For A/C Belt | 22049 |
| 4.8L L6 4785cc 292 CID | 1976-1967 | | 22049 |
| 4.8L L6 4786cc 292 CID | 1964-1973 | | 21049 |
| 4.8L L6 4786cc 292 CID | 1975-1973 | | 22049 |
| 5.0L V8 305 CID | 1981 | Custom, Deluxe; Code FC | 22049 |
| 5.0L V8 305 CID | 1981 | Custom; Code AM | 22045 |
| 5.0L V8 305 CID | 1981 | Custom; Code CB,CU,CX,FB | 22045 |
| 5.0L V8 305 CID | 1981 | Custom; Code DD | 22045 |
| 5.0L V8 305 CID | 1981 | Deluxe; Code AM | 22045 |
| 5.0L V8 305 CID | 1981 | Deluxe; Code CB,CU,CX,FB | 22045 |
| 5.0L V8 305 CID | 1981 | Deluxe; Code DD | 22045 |
| 5.0L V8 305 CID | 1981 | Deluxe; Spring Code-DA | 22049 |
| 5.0L V8 305 CID | 1982 | Custom, Scottsdale; Code CM,FC | 22049 |
| 5.0L V8 305 CID | 1982 | Silverado; Code CM,FC | 22049 |
| 5.0L V8 305 CID | 1983 | Silverado; Code CM,FC,KC | 22045 |
| 5.0L V8 305 CID | 1984 | Custom; Code DM | 22045 |
| 5.0L V8 305 CID | 1984 | Scottsdale; Code CM,FC,KC | 22045 |
| 5.0L V8 305 CID | 1984 | Scottsdale; Code DM | 22045 |
| 5.0L V8 305 CID | 1977-1979 | | 22045 |
| 5.0L V8 305 CID | 1981-1986 | Custom; Spring Code-DA | 22049 |
| 5.0L V8 305 CID | 1982-1986 | Custom; Code DB | 22045 |
| 5.0L V8 305 CID | 1982-1986 | Scottsdale; Code DB | 22045 |
| 5.0L V8 305 CID | 1982-1986 | Scottsdale; Spring Code-DA | 22049 |
| 5.0L V8 305 CID | 1982-1986 | Silverado; Code DB | 22045 |
| 5.0L V8 305 CID | 1982-1986 | Silverado; Spring Code-DA | 22049 |
| 5.0L V8 305 CID | 1983-1984 | Custom; Code CM,FC,KC | 22045 |
| 5.0L V8 305 CID | 1985-1986 | Custom, Scottsdale; Code DM,GZ | 22045 |
| 5.0L V8 305 CID | 1985-1986 | Silverado; Code DM,GZ | 22045 |
| 5.3L V8 5360cc 327 CID | 1967-1968 | | 21049 |
| 5.7L V8 350 CID | 1980 | Cheyenne, Custom Deluxe | 22045 |
| 5.7L V8 350 CID | 1981 | Custom, Deluxe; Spring Code-DA | 22049 |
| 5.7L V8 350 CID | 1981 | Custom; Code AM | 22045 |
| 5.7L V8 350 CID | 1981 | Custom; Code CB,CU,CX,FB | 22045 |
| 5.7L V8 350 CID | 1981 | Deluxe; Code AM | 22045 |
| 5.7L V8 350 CID | 1981 | Deluxe; Code CB,CU,CX,FB | 22045 |
| 5.7L V8 350 CID | 1981 | Deluxe; Code DD | 22045 |
| 5.7L V8 350 CID | 1983 | Silverado; Code CM,FC,KC | 22045 |
| 5.7L V8 350 CID | 1983 | Silverado; Spring Code-DA | 22049 |
| 5.7L V8 350 CID | 1984 | Custom; Code DM | 22045 |
| 5.7L V8 350 CID | 1984 | Scottsdale; Code CM,FC,KC | 22045 |
| 5.7L V8 350 CID | 1984 | Scottsdale; Code DM | 22045 |
| 5.7L V8 350 CID | 1984 | Scottsdale; Spring Code-DA | 22049 |
| 5.7L V8 350 CID | 1985 | Custom | 22045 |
| 5.7L V8 350 CID | 1985 | Custom, Scottsdale, Silverado; Code CM,FC,HD,KC | 22042 |
| 5.7L V8 350 CID | 1985 | Custom, Scottsdale, Silverado; Stamped #DA | 22049 |
| 5.7L V8 350 CID | 1985 | Custom; Code HD | 22045 |
| 5.7L V8 350 CID | 1985 | Scottsdale; Code HD | 22045 |
| 5.7L V8 350 CID | 1985 | Silverado; Code HD | 22045 |
| 5.7L V8 350 CID | 1986 | Custom, Scottsdale, Silverado; Code DB | 22045 |
| 5.7L V8 350 CID | 1975-1979 | | 22045 |
| 5.7L V8 350 CID | 1980-1982 | Scottsdale; Code DD | 22045 |
| 5.7L V8 350 CID | 1980-1983 | Silverado; Code DD | 22045 |
| 5.7L V8 350 CID | 1980-1985 | Scottsdale | 22045 |
| 5.7L V8 350 CID | 1980-1985 | Silverado | 22045 |
| 5.7L V8 350 CID | 1981-1983 | Custom; Code DD | 22045 |

| Engine | Years | Application | USMW |
|------------------------|-----------|--|-------|
| 5.7L V8 350 CID | 1982-1986 | Custom, Scottsdale, Silverado; Spring Code-DA | 22049 |
| 5.7L V8 350 CID | 1982-1986 | Custom; Code DB | 22045 |
| 5.7L V8 350 CID | 1982-1986 | Scottsdale; Code DB | 22045 |
| 5.7L V8 350 CID | 1982-1986 | Silverado; Code DB | 22045 |
| 5.7L V8 350 CID | 1983-1984 | Custom; Code CM,FC,KC | 22045 |
| 5.7L V8 350 CID | 1983-1984 | Custom; Spring Code-DA | 22049 |
| 5.7L V8 350 CID | 1985-1986 | Custom; Code DM,GZ | 22045 |
| 5.7L V8 350 CID | 1985-1986 | Scottsdale; Code DM,GZ | 22045 |
| 5.7L V8 350 CID | 1985-1986 | Silverado; Code DM,GZ | 22045 |
| 6.2L V8 379 CID | 1982 | Custom, Scottsdale, Silverado; Code AY | 22602 |
| 6.2L V8 379 CID | 1983 | Custom; Code ACC | 22052 |
| 6.2L V8 379 CID | 1983 | Silverado; Code ABC | 22052 |
| 6.2L V8 379 CID | 1983 | Silverado; Code ACC | 22052 |
| 6.2L V8 379 CID | 1983 | Silverado; Code AW | 22052 |
| 6.2L V8 379 CID | 1984 | Scottsdale; Code ABC | 22052 |
| 6.2L V8 379 CID | 1984 | Scottsdale; Code AW | 22052 |
| 6.2L V8 379 CID | 1982-1983 | Silverado; Code DT | 22052 |
| 6.2L V8 379 CID | 1982-1984 | Custom; Code DT | 22052 |
| 6.2L V8 379 CID | 1982-1984 | Scottsdale; Code DT | 22052 |
| 6.2L V8 379 CID | 1983-1984 | Custom; Code ABC | 22052 |
| 6.2L V8 379 CID | 1983-1984 | Custom; Code AW | 22052 |
| 6.2L V8 379 CID | 1985-1986 | Custom, Scottsdale, Silverado | 22052 |
| 6.6L V8 400 CID | 1980 | Cheyenne, Custom Deluxe, Scottsdale, Silverado | 22045 |
| 6.6L V8 400 CID | 1975-1979 | | 22045 |
| 7.4L V8 454 CID | 1980 | Cheyenne, Custom Deluxe, Scottsdale, Silverado | 22045 |
| 7.4L V8 454 CID | 1976-1979 | | 22045 |
| K10 PICKUP | | | |
| 5.0L V8 307 CID | 1968-1973 | | 22045 |
| 5.0L V8 5031cc 307 CID | 1968-1973 | | 22045 |
| 5.7L V8 350 CID | 1969-1974 | | 22045 |
| 5.7L V8 5736cc 350 CID | 1969-1974 | | 22045 |
| 5.7L V8 5737cc 350 CID | 1974 | | 22045 |
| 6.5L V8 396 CID | 1968-1969 | | 22045 |
| 6.5L V8 6489cc 396 CID | 1968-1969 | | 22045 |
| 6.6L V8 6588cc 402 CID | 1970-1972 | | 22045 |
| 7.4L V8 454 CID | 1974 | | 22045 |
| 7.4L V8 7439cc 454 CID | 1973-1974 | | 22045 |
| 7.4L V8 7441cc 454 CID | 1974 | | 22045 |
| K10 SUBURBAN | | | |
| 4.1L L6 250 CID | 1980 | Custom Deluxe, Scottsdale, Silverado | 22043 |
| 4.1L L6 250 CID | 1978-1979 | | 22043 |
| 5.0L V8 305 CID | 1980 | Custom Deluxe, Scottsdale, Silverado; Code FC | 22049 |
| 5.0L V8 305 CID | 1980 | Custom Deluxe; Code AM | 22045 |
| 5.0L V8 305 CID | 1980 | Custom Deluxe; Code CB,CU,CX,FB | 22045 |
| 5.0L V8 305 CID | 1980 | Custom Deluxe; Code DD | 22045 |
| 5.0L V8 305 CID | 1980 | Scottsdale; Code AM | 22045 |
| 5.0L V8 305 CID | 1980 | Scottsdale; Code CB,CU,CX,FB | 22045 |
| 5.0L V8 305 CID | 1980 | Scottsdale; Code DD | 22045 |
| 5.0L V8 305 CID | 1980 | Silverado; Code AM | 22045 |
| 5.0L V8 305 CID | 1980 | Silverado; Code CB,CU,CX,FB | 22045 |
| 5.0L V8 305 CID | 1980 | Silverado; Code DD | 22045 |
| 5.0L V8 305 CID | 1981 | Custom; Code AM | 22045 |
| 5.0L V8 305 CID | 1981 | Custom; Code CB,CU,CX,FB | 22045 |
| 5.0L V8 305 CID | 1981 | Custom; Code DD | 22045 |
| 5.0L V8 305 CID | 1981 | Custom; Code FC | 22049 |
| 5.0L V8 305 CID | 1981 | Deluxe; Code AM | 22045 |
| 5.0L V8 305 CID | 1981 | Deluxe; Code CB,CU,CX,FB | 22045 |
| 5.0L V8 305 CID | 1981 | Deluxe; Code DD | 22045 |
| 5.0L V8 305 CID | 1981 | Deluxe; Code FC | 22049 |
| 5.0L V8 305 CID | 1982 | Custom, Scottsdale, Silverado; Code DB | 22045 |
| 5.0L V8 305 CID | 1982 | Custom; Code CM,FC | 22049 |
| 5.0L V8 305 CID | 1982 | Scottsdale; Code CM,FC | 22049 |
| 5.0L V8 305 CID | 1982 | Scottsdale; Spring Code-DA | 22049 |
| 5.0L V8 305 CID | 1982 | Silverado; Code CM,FC | 22049 |
| 5.0L V8 305 CID | 1983 | Silverado; Code CM,FC,KC | 22045 |
| 5.0L V8 305 CID | 1984 | Custom; Code DM | 22045 |
| 5.0L V8 305 CID | 1977-1979 | | 22045 |
| 5.0L V8 305 CID | 1981-1984 | Custom; Spring Code-DA | 22049 |

| Engine | Years | Application | USMW |
|-----------------------------|-----------|---|-------|
| CHEVROLET (CONT.) | | | |
| K10 SUBURBAN (CONT.) | | | |
| 5.0L V8 305 CID | 1982-1983 | Silverado; Spring Code-DA | 22049 |
| 5.0L V8 305 CID | 1983-1984 | Custom; Code CM,FC,KC | 22045 |
| 5.0L V8 305 CID | 1983-1986 | Custom; Code DB | 22045 |
| 5.0L V8 305 CID | 1983-1986 | Silverado; Code DB | 22045 |
| 5.0L V8 305 CID | 1985-1986 | Custom, Scottsdale, Silverado; Spring Code-DA | 22049 |
| 5.0L V8 305 CID | 1985-1986 | Custom; Code DM,GZ | 22045 |
| 5.0L V8 305 CID | 1985-1986 | Scottsdale; Code DB | 22045 |
| 5.0L V8 305 CID | 1985-1986 | Scottsdale; Code DM,GZ | 22045 |
| 5.0L V8 305 CID | 1985-1986 | Silverado; Code DM,GZ | 22045 |
| 5.0L V8 307 CID | 1968-1973 | | 22045 |
| 5.0L V8 5031cc 307 CID | 1968-1973 | | 22045 |
| 5.7L V8 350 CID | 1980 | Custom Deluxe, Scottsdale, Silverado | 22045 |
| 5.7L V8 350 CID | 1981 | Custom; Code AM | 22045 |
| 5.7L V8 350 CID | 1981 | Custom; Code CB,CU,CX,FB | 22045 |
| 5.7L V8 350 CID | 1981 | Deluxe; Code AM | 22045 |
| 5.7L V8 350 CID | 1981 | Deluxe; Code CB,CU,CX,FB | 22045 |
| 5.7L V8 350 CID | 1981 | Deluxe; Code DD | 22045 |
| 5.7L V8 350 CID | 1981 | Deluxe; Spring Code-DA | 22049 |
| 5.7L V8 350 CID | 1982 | Scottsdale; Code DD | 22045 |
| 5.7L V8 350 CID | 1983 | Silverado; Code CM,FC,KC | 22045 |
| 5.7L V8 350 CID | 1984 | Custom; Code DM | 22045 |
| 5.7L V8 350 CID | 1984 | Scottsdale; Code CM,FC,KC | 22045 |
| 5.7L V8 350 CID | 1984 | Scottsdale; Code DM | 22045 |
| 5.7L V8 350 CID | 1985 | Custom | 22045 |
| 5.7L V8 350 CID | 1985 | Custom, Scottsdale, Silverado; Code CM,FC,HD,KC | 22042 |
| 5.7L V8 350 CID | 1985 | Custom; Code HD | 22045 |
| 5.7L V8 350 CID | 1985 | Scottsdale | 22045 |
| 5.7L V8 350 CID | 1985 | Scottsdale; Code HD | 22045 |
| 5.7L V8 350 CID | 1985 | Silverado | 22045 |
| 5.7L V8 350 CID | 1985 | Silverado; Code HD | 22045 |
| 5.7L V8 350 CID | 1986 | Custom, Scottsdale, Silverado; Code DB | 22045 |
| 5.7L V8 350 CID | 1986 | Custom, Scottsdale, Silverado; Spring Code-DA | 22049 |
| 5.7L V8 350 CID | 1969-1979 | | 22045 |
| 5.7L V8 350 CID | 1981-1983 | Custom; Code DD | 22045 |
| 5.7L V8 350 CID | 1981-1984 | Custom; Spring Code-DA | 22049 |
| 5.7L V8 350 CID | 1982-1983 | Silverado; Code DD | 22045 |
| 5.7L V8 350 CID | 1982-1983 | Silverado; Spring Code-DA | 22049 |
| 5.7L V8 350 CID | 1982-1984 | Scottsdale; Spring Code-DA | 22049 |
| 5.7L V8 350 CID | 1982-1986 | Custom; Code DB | 22045 |
| 5.7L V8 350 CID | 1982-1986 | Scottsdale; Code DB | 22045 |
| 5.7L V8 350 CID | 1982-1986 | Silverado; Code DB | 22045 |
| 5.7L V8 350 CID | 1983-1984 | Custom; Code CM,FC,KC | 22045 |
| 5.7L V8 350 CID | 1985-1986 | Custom; Code DM,GZ | 22045 |
| 5.7L V8 350 CID | 1985-1986 | Scottsdale; Code DM,GZ | 22045 |
| 5.7L V8 350 CID | 1985-1986 | Silverado; Code DM,GZ | 22045 |
| 5.7L V8 5736cc 350 CID | 1969-1974 | | 22045 |
| 5.7L V8 5737cc 350 CID | 1974 | | 22045 |
| 6.2L V8 379 CID | 1982 | Custom, Scottsdale, Silverado; Code AY | 22602 |
| 6.2L V8 379 CID | 1982 | Custom, Scottsdale, Silverado; Code DT | 22052 |
| 6.2L V8 379 CID | 1983 | Silverado; Code ABC | 22052 |
| 6.2L V8 379 CID | 1983 | Silverado; Code ACC | 22052 |
| 6.2L V8 379 CID | 1983 | Silverado; Code AW | 22052 |
| 6.2L V8 379 CID | 1984 | Scottsdale; Code ABC | 22052 |
| 6.2L V8 379 CID | 1984 | Scottsdale; Code ACC | 22052 |
| 6.2L V8 379 CID | 1984 | Scottsdale; Code AW | 22052 |
| 6.2L V8 379 CID | 1983-1984 | Custom; Code ABC | 22052 |
| 6.2L V8 379 CID | 1983-1984 | Custom; Code ACC | 22052 |
| 6.2L V8 379 CID | 1983-1984 | Custom; Code AW | 22052 |
| 6.2L V8 379 CID | 1985-1986 | Custom; Code ABC,DT | 22052 |
| 6.2L V8 379 CID | 1985-1986 | Custom; Code AW,HT | 22052 |
| 6.2L V8 379 CID | 1985-1986 | Scottsdale; Code ABC,DT | 22052 |
| 6.2L V8 379 CID | 1985-1986 | Scottsdale; Code AW,HT | 22052 |
| 6.2L V8 379 CID | 1985-1986 | Silverado; Code ABC,DT | 22052 |
| 6.2L V8 379 CID | 1985-1986 | Silverado; Code AW,HT | 22052 |
| 6.5L V8 396 CID | 1968-1969 | | 22045 |
| 6.5L V8 6489cc 396 CID | 1968-1969 | | 22045 |

| Engine | Years | Application | USMW |
|------------------------|-----------|---|-------|
| 6.6L V8 400 CID | 1975-1979 | | 22045 |
| 6.6L V8 402 CID | 1970-1972 | | 22045 |
| 6.6L V8 6588cc 402 CID | 1970-1972 | | 22045 |
| 7.4L V8 7439cc 454 CID | 1973-1974 | | 22045 |
| K1500 | | | |
| 4.3L V6 262 CID | 1990 | WT; Code GJ,HS | 22145 |
| 4.3L V6 262 CID | 1991 | Cheyenne, Scottsdale, Silverado, Sport, WT; Code HS | 22145 |
| 4.3L V6 262 CID | 1991 | Sport; Code AR,AX,BD,GP,HK,JM | 22140 |
| 4.3L V6 262 CID | 1991 | Sport; Code DD,GG,GN | 22153 |
| 4.3L V6 262 CID | 1992 | Scottsdale; Code GJ,HS | 22145 |
| 4.3L V6 262 CID | 1996 | Base; For A/C Belt | 22158 |
| 4.3L V6 262 CID | 1997 | Base, Cheyenne, Silverado, WT; For A/C Belt | 22158 |
| 4.3L V6 262 CID | 1988-1990 | Cheyenne, Scottsdale, Silverado; Code GJ,HS | 22145 |
| 4.3L V6 262 CID | 1988-1992 | Scottsdale; Code AR,AX,BD,GP,HK,JM | 22140 |
| 4.3L V6 262 CID | 1988-1992 | Scottsdale; Code DD,GG,GN | 22153 |
| 4.3L V6 262 CID | 1988-1995 | Cheyenne, Silverado; Code AR,AX,BD,GP,HK,JM | 22140 |
| 4.3L V6 262 CID | 1988-1995 | Cheyenne, Silverado; Code DD,GG,GN | 22153 |
| 4.3L V6 262 CID | 1990-1995 | WT; Code AR,AX,BD,GP,HK,JM | 22140 |
| 4.3L V6 262 CID | 1990-1995 | WT; Code DD,GG,GN | 22153 |
| 4.3L V6 262 CID | 1992-1993 | Cheyenne, Silverado, WT; Code GJ,HS | 22145 |
| 4.3L V6 262 CID | 1993-1995 | Cheyenne, Silverado, WT; Code GK | 22142 |
| 4.3L V6 262 CID | 1994-1995 | Base, Cheyenne, Silverado, WT; Code BT,GM,HL | 22149 |
| 4.3L V6 262 CID | 1994-1995 | Base; Code AR,AX,BD,GP,HK,JM | 22140 |
| 4.3L V6 262 CID | 1994-1995 | Base; Code DD,GG,GN | 22153 |
| 4.3L V6 262 CID | 1994-1995 | Base; Code GK | 22142 |
| 4.3L V6 262 CID | 1996-1997 | Base; Exc.Air Cond | 22162 |
| 4.3L V6 262 CID | 1996-1998 | Cheyenne, Silverado, WT | 22158 |
| 4.3L V6 262 CID | 1996-1998 | Cheyenne, Silverado, WT; Exc.Air Cond | 22162 |
| 5.0L V8 305 CID | 1991 | Sport; Code AR,AX,BD,GP,HK,JM | 22140 |
| 5.0L V8 305 CID | 1991 | Sport; Code DD,GG,GN | 22153 |
| 5.0L V8 305 CID | 1992 | Scottsdale; Code BT,GM,HL | 22149 |
| 5.0L V8 305 CID | 1998 | Cheyenne, Silverado, WT; For A/C Belt | 22158 |
| 5.0L V8 305 CID | 1999 | LS; Exc.Air Cond | 22162 |
| 5.0L V8 305 CID | 1999 | LS; For A/C Belt | 22158 |
| 5.0L V8 305 CID | 1988-1989 | Cheyenne, Scottsdale, Silverado; Code HS,GJ | 22145 |
| 5.0L V8 305 CID | 1988-1992 | Scottsdale; Code AR,AX,BD,GP,HK,JM | 22140 |
| 5.0L V8 305 CID | 1988-1992 | Scottsdale; Code DD,GG,GN | 22153 |
| 5.0L V8 305 CID | 1988-1995 | Cheyenne, Silverado; Code AR,AX,BD,GP,HK,JM | 22140 |
| 5.0L V8 305 CID | 1988-1995 | Cheyenne, Silverado; Code DD,GG,GN | 22153 |
| 5.0L V8 305 CID | 1990-1995 | WT; Code AR,AX,BD,GP,HK,JM | 22140 |
| 5.0L V8 305 CID | 1990-1995 | WT; Code DD,GG,GN | 22153 |
| 5.0L V8 305 CID | 1992-1995 | Cheyenne, Silverado, WT; Code BT,GM,HL | 22149 |
| 5.0L V8 305 CID | 1994-1995 | Base; Code AR,AX,BD,GP,HK,JM | 22140 |
| 5.0L V8 305 CID | 1994-1995 | Base; Code BT,GM,HL | 22149 |
| 5.0L V8 305 CID | 1994-1995 | Base; Code DD,GG,GN | 22153 |
| 5.0L V8 305 CID | 1996-1997 | Base, Cheyenne, Silverado, WT; For A/C Belt | 22158 |
| 5.0L V8 305 CID | 1996-1997 | Base; Exc.Air Cond | 22162 |
| 5.0L V8 305 CID | 1996-1998 | Cheyenne, Silverado, WT; Exc.Air Cond | 22162 |
| 5.7L V8 350 CID | 1990 | WT; Code GJ,HS | 22145 |
| 5.7L V8 350 CID | 1991 | Cheyenne, Scottsdale, Silverado, Sport, WT; Code HS | 22145 |
| 5.7L V8 350 CID | 1991 | Sport; Code AR,AX,BD,GP,HK,JM | 22140 |
| 5.7L V8 350 CID | 1991 | Sport; Code DD,GG,GN | 22153 |
| 5.7L V8 350 CID | 1992 | Scottsdale; Code GJ,HS | 22145 |
| 5.7L V8 350 CID | 1998 | Cheyenne, Silverado, WT; For A/C Belt | 22158 |
| 5.7L V8 350 CID | 1999 | LS; Exc.Air Cond | 22162 |
| 5.7L V8 350 CID | 1999 | LS; Exc.Towing Pkg; For A/C Belt | 22158 |
| 5.7L V8 350 CID | 1999 | LS; For A/C Belt | 22158 |
| 5.7L V8 350 CID | 1988-1990 | Cheyenne, Scottsdale, Silverado; Code GJ,HS | 22145 |
| 5.7L V8 350 CID | 1988-1992 | Scottsdale; Code AR,AX,BD,GP,HK,JM | 22140 |
| 5.7L V8 350 CID | 1988-1992 | Scottsdale; Code DD,GG,GN | 22153 |
| 5.7L V8 350 CID | 1988-1995 | Cheyenne, Silverado; Code AR,AX,BD,GP,HK,JM | 22140 |
| 5.7L V8 350 CID | 1988-1995 | Cheyenne, Silverado; Code DD,GG,GN | 22153 |
| 5.7L V8 350 CID | 1990-1995 | WT; Code AR,AX,BD,GP,HK,JM | 22140 |
| 5.7L V8 350 CID | 1990-1995 | WT; Code DD,GG,GN | 22153 |
| 5.7L V8 350 CID | 1992-1993 | Cheyenne, Silverado, WT; Code GJ,HS | 22145 |
| 5.7L V8 350 CID | 1993-1995 | Cheyenne, Silverado, WT; Code GK | 22142 |
| 5.7L V8 350 CID | 1994-1995 | Base, Cheyenne, Silverado, WT; Code BT,GM,HL | 22149 |

| Engine | Years | Application | USMW |
|--------------------------|-----------|--|--------------|
| CHEVROLET (CONT.) | | | |
| K1500 (CONT.) | | | |
| 5.7L V8 350 CID | 1994-1995 | Base; Code AR,AX,BD,GP,HK,JM | 22140 |
| 5.7L V8 350 CID | 1994-1995 | Base; Code DD,GG,GN | 22153 |
| 5.7L V8 350 CID | 1994-1995 | Base; Code GK | 22142 |
| 5.7L V8 350 CID | 1996-1997 | Base, Cheyenne, Silverado, WT; For A/C Belt | 22158 |
| 5.7L V8 350 CID | 1996-1997 | Base; Exc.Air Cond | 22162 |
| 5.7L V8 350 CID | 1996-1998 | Cheyenne, Silverado, WT; Exc.Air Cond | 22162 |
| 6.2L V8 379 CID | 1991 | Sport | 22154 |
| 6.2L V8 379 CID | 1988-1992 | Scottsdale | 22154 |
| 6.2L V8 379 CID | 1988-1993 | Cheyenne, Silverado | 22154 |
| 6.2L V8 379 CID | 1990-1993 | WT | 22154 |
| 6.5L V8 395 CID | 1997 | Base | 22613 |
| 6.5L V8 395 CID | 1994-1996 | Base, Cheyenne, Silverado, WT | 22605 |
| 6.5L V8 395 CID | 1997-1998 | Cheyenne, Silverado, WT | 22613 |
| K1500 SUBURBAN | | | |
| 5.7L V8 350 CID | 1994 | Silverado; Code BT,GM,H,L | 22149 |
| 5.7L V8 350 CID | 1995 | LS, LT; Code AR,AX,BD,GP,HK,JM | 22140 |
| 5.7L V8 350 CID | 1995 | LS, LT; Code BT,GM,H,L | 22149 |
| 5.7L V8 350 CID | 1995 | LS, LT; Code DD,GG,GN | 22153 |
| 5.7L V8 350 CID | 1995 | LS, LT; Code GK | 22142 |
| 5.7L V8 350 CID | 1999 | LT; For A/C Belt | 22158 |
| 5.7L V8 350 CID | 1992-1994 | Base, Silverado; Code GJ,HS | 22145 |
| 5.7L V8 350 CID | 1992-1994 | Silverado; Code AR,AX,BD,GP,HK,JM | 22140 |
| 5.7L V8 350 CID | 1992-1994 | Silverado; Code DD,GG,GN | 22153 |
| 5.7L V8 350 CID | 1992-1995 | Base; Code AR,AX,BD,GP,HK,JM | 22140 |
| 5.7L V8 350 CID | 1992-1995 | Base; Code DD,GG,GN | 22153 |
| 5.7L V8 350 CID | 1993-1994 | Silverado; Code GK | 22142 |
| 5.7L V8 350 CID | 1993-1995 | Base; Code GK | 22142 |
| 5.7L V8 350 CID | 1994-1995 | Base; Code BT,GM,H,L | 22149 |
| 5.7L V8 350 CID | 1996-1997 | Base, LS, LT; For A/C Belt | 22158 |
| 5.7L V8 350 CID | 1996-1999 | Base, LS; Exc.Air Cond | 22162 |
| 5.7L V8 350 CID | 1996-1999 | LT; Exc.Air Cond | 22162 |
| 5.7L V8 350 CID | 1998-1999 | Base, LS; For A/C Belt | 22158 |
| 6.5L V8 395 CID | 1997 | LT | 22613 |
| 6.5L V8 395 CID | 1999 | Base, LS, LT; Code GCP | 22613 |
| 6.5L V8 395 CID | 1999 | Base, LS, LT; Code GDF | 22614 |
| 6.5L V8 395 CID | 1995-1996 | Base, LS, LT | 22605 |
| 6.5L V8 395 CID | 1997-1998 | Base, LS | 22613 |
| K20 | | | |
| 3.8L L6 3770cc 230 CID | 1964-1965 | | 21049 |
| 3.8L L6 3852cc 235 CID | 1961-1962 | | 21049 |
| 4.1L L6 250 CID | 1980 | Cheyenne; Exc.Air Cond | 22043 |
| 4.1L L6 250 CID | 1980 | Cheyenne; For A/C Belt | 22043 |
| 4.1L L6 250 CID | 1980 | Custom Deluxe; Exc.Air Cond | 22043 |
| 4.1L L6 250 CID | 1980 | Custom Deluxe; For A/C Belt | 22043 |
| 4.1L L6 250 CID | 1980 | Scottsdale; Exc.Air Cond | 22043 |
| 4.1L L6 250 CID | 1980 | Scottsdale; For A/C Belt | 22043 |
| 4.1L L6 250 CID | 1980 | Silverado; Exc.Air Cond | 22043 |
| 4.1L L6 250 CID | 1980 | Silverado; For A/C Belt | 22043 |
| 4.1L L6 250 CID | 1978-1979 | | 22043 |
| 4.1L L6 4098cc 250 CID | 1966-1974 | | 21049 |
| 4.1L L6 4098cc 250 CID | 1975-1976 | | 22049 |
| 4.3L V6 262 CID | 1985 | Custom, Scottsdale, Silverado; Spring Code-DA | 22049 |
| 4.3L V6 262 CID | 1985 | Custom; Code DM,GZ | 22045 |
| 4.3L V6 262 CID | 1985 | Custom; Code HG | 22045 |
| 4.3L V6 262 CID | 1985 | Scottsdale; Code DM,GZ | 22045 |
| 4.3L V6 262 CID | 1985 | Scottsdale; Code HG | 22045 |
| 4.3L V6 262 CID | 1985 | Silverado; Code DM,GZ | 22045 |
| 4.3L V6 262 CID | 1985 | Silverado; Code HG | 22045 |
| 4.6L V8 4663cc 283 CID | 1961-1967 | | 21049 |
| 4.8L L6 292 CID | 1980 | Cheyenne, Custom Deluxe, Scottsdale, Silverado; Exc.Air Cond | 22043 |
| 4.8L L6 292 CID | 1980 | Cheyenne, Custom Deluxe, Scottsdale, Silverado; For A/C Belt | 22049 |
| 4.8L L6 292 CID | 1981 | Custom, Deluxe; Exc.Air Cond | 22043 |
| 4.8L L6 292 CID | 1981 | Custom, Deluxe; For A/C Belt | 22049 |
| 4.8L L6 292 CID | 1982 | Scottsdale | 22043 |

| Engine | Years | Application | USMW |
|------------------------|-----------|---|--------------|
| 4.8L L6 292 CID | 1984 | Custom, Scottsdale; Exc.Air Cond | 22043 |
| 4.8L L6 292 CID | 1984 | Custom, Scottsdale; For A/C Belt | 22045 |
| 4.8L L6 292 CID | 1978-1979 | | 22043 |
| 4.8L L6 292 CID | 1982-1983 | Custom, Silverado | 22043 |
| 4.8L L6 292 CID | 1985-1986 | Custom, Scottsdale, Silverado | 22045 |
| 4.8L L6 4785cc 292 CID | 1975-1967 | | 21049 |
| 4.8L L6 4785cc 292 CID | 1976-1977 | | 22049 |
| 4.8L L6 4786cc 292 CID | 1964-1977 | | 21049 |
| 4.8L L6 4786cc 292 CID | 1975-1977 | | 22049 |
| 5.0L V8 305 CID | 1980 | Cheyenne, Custom Deluxe, Scottsdale, Silverado; Code FC | 22049 |
| 5.0L V8 305 CID | 1980 | Cheyenne; Code AM | 22045 |
| 5.0L V8 305 CID | 1980 | Cheyenne; Code CB,CU,CX,FB | 22045 |
| 5.0L V8 305 CID | 1980 | Cheyenne; Code DD | 22045 |
| 5.0L V8 305 CID | 1980 | Custom Deluxe; Code AM | 22045 |
| 5.0L V8 305 CID | 1980 | Custom Deluxe; Code CB,CU,CX,FB | 22045 |
| 5.0L V8 305 CID | 1980 | Custom Deluxe; Code DD | 22045 |
| 5.0L V8 305 CID | 1980 | Scottsdale; Code AM | 22045 |
| 5.0L V8 305 CID | 1980 | Scottsdale; Code CB,CU,CX,FB | 22045 |
| 5.0L V8 305 CID | 1980 | Scottsdale; Code DD | 22045 |
| 5.0L V8 305 CID | 1980 | Silverado; Code AM | 22045 |
| 5.0L V8 305 CID | 1980 | Silverado; Code CB,CU,CX,FB | 22045 |
| 5.0L V8 305 CID | 1980 | Silverado; Code DD | 22045 |
| 5.0L V8 305 CID | 1985 | Custom, Scottsdale, Silverado; Spring Code-DA | 22049 |
| 5.0L V8 305 CID | 1985 | Custom; Code DB | 22045 |
| 5.0L V8 305 CID | 1985 | Custom; Code DM,GZ | 22045 |
| 5.0L V8 305 CID | 1985 | Scottsdale; Code DB | 22045 |
| 5.0L V8 305 CID | 1985 | Scottsdale; Code DM,GZ | 22045 |
| 5.0L V8 305 CID | 1985 | Silverado; Code DB | 22045 |
| 5.0L V8 305 CID | 1985 | Silverado; Code DM,GZ | 22045 |
| 5.0L V8 305 CID | 1977-1978 | | 22045 |
| 5.3L V8 5360cc 327 CID | 1967-1968 | | 21049 |
| 5.7L V8 350 CID | 1980 | Cheyenne, Custom Deluxe | 22045 |
| 5.7L V8 350 CID | 1980 | Scottsdale | 22045 |
| 5.7L V8 350 CID | 1980 | Silverado | 22045 |
| 5.7L V8 350 CID | 1981 | Custom; Code AM | 22045 |
| 5.7L V8 350 CID | 1981 | Custom; Code CB,CU,CX,FB | 22045 |
| 5.7L V8 350 CID | 1981 | Deluxe; Code AM | 22045 |
| 5.7L V8 350 CID | 1981 | Deluxe; Code CB,CU,CX,FB | 22045 |
| 5.7L V8 350 CID | 1981 | Deluxe; Code DM | 22045 |
| 5.7L V8 350 CID | 1981 | Deluxe; Spring Code-DA | 22049 |
| 5.7L V8 350 CID | 1982 | Scottsdale; Code DD | 22045 |
| 5.7L V8 350 CID | 1983 | Silverado; Code CM,FC,KC | 22045 |
| 5.7L V8 350 CID | 1984 | Scottsdale; Code CM,FC,KC | 22045 |
| 5.7L V8 350 CID | 1985 | Custom, Scottsdale, Silverado; Code CM,FC,HD,KC | 22042 |
| 5.7L V8 350 CID | 1985 | Custom, Scottsdale, Silverado; Code HD | 22045 |
| 5.7L V8 350 CID | 1985 | Custom, Scottsdale, Silverado; Stamped #DA | 22049 |
| 5.7L V8 350 CID | 1986 | Custom, Scottsdale, Silverado; Spring Code-DA | 22049 |
| 5.7L V8 350 CID | 1975-1979 | | 22045 |
| 5.7L V8 350 CID | 1980-1983 | Silverado; Code DM | 22045 |
| 5.7L V8 350 CID | 1980-1984 | Scottsdale; Code DM | 22045 |
| 5.7L V8 350 CID | 1981-1984 | Custom; Code DM | 22045 |
| 5.7L V8 350 CID | 1981-1984 | Custom; Spring Code-DA | 22049 |
| 5.7L V8 350 CID | 1982-1983 | Custom; Code DD | 22045 |
| 5.7L V8 350 CID | 1982-1983 | Silverado; Code DD | 22045 |
| 5.7L V8 350 CID | 1982-1983 | Silverado; Spring Code-DA | 22049 |
| 5.7L V8 350 CID | 1982-1984 | Scottsdale; Spring Code-DA | 22049 |
| 5.7L V8 350 CID | 1982-1986 | Custom; Code DB | 22045 |
| 5.7L V8 350 CID | 1982-1986 | Scottsdale; Code DB | 22045 |
| 5.7L V8 350 CID | 1982-1986 | Silverado; Code DB | 22045 |
| 5.7L V8 350 CID | 1983-1984 | Custom; Code CM,FC,KC | 22045 |
| 5.7L V8 350 CID | 1985-1986 | Custom, Scottsdale; Code DM,GZ | 22045 |
| 5.7L V8 350 CID | 1985-1986 | Silverado; Code DM,GZ | 22045 |
| 6.2L V8 379 CID | 1982 | Custom, Scottsdale, Silverado; Code AY | 22602 |
| 6.2L V8 379 CID | 1982 | Custom; Code DT | 22052 |
| 6.2L V8 379 CID | 1982 | Scottsdale; Code DT | 22052 |
| 6.2L V8 379 CID | 1982 | Silverado; Code DT | 22052 |
| 6.2L V8 379 CID | 1983 | Custom; Code ACC | 22052 |

FAN CLUTCHES

| Engine | Years | Application | USMW |
|-------------------------------|-----------|--|-------|
| CHEVROLET (CONT.) | | | |
| K1500 SUBURBAN (CONT.) | | | |
| 6.2L V8 379 CID | 1983 | Silverado; Code ABC | 22052 |
| 6.2L V8 379 CID | 1983 | Silverado; Code ACC | 22052 |
| 6.2L V8 379 CID | 1984 | Scottsdale; Code ABC | 22052 |
| 6.2L V8 379 CID | 1982-1983 | Silverado; Code AW | 22052 |
| 6.2L V8 379 CID | 1982-1983 | Silverado; Code DT | 22052 |
| 6.2L V8 379 CID | 1982-1984 | Custom; Code AW | 22052 |
| 6.2L V8 379 CID | 1982-1984 | Custom; Code DT | 22052 |
| 6.2L V8 379 CID | 1982-1984 | Scottsdale; Code AW | 22052 |
| 6.2L V8 379 CID | 1982-1984 | Scottsdale; Code DT | 22052 |
| 6.2L V8 379 CID | 1983-1984 | Custom; Code ABC | 22052 |
| 6.2L V8 379 CID | 1985-1986 | Custom, Scottsdale, Silverado | 22052 |
| 6.6L V8 400 CID | 1980 | Cheyenne, Custom Deluxe, Scottsdale, Silverado | 22045 |
| 6.6L V8 400 CID | 1975-1979 | | 22045 |
| 7.4L V8 454 CID | 1980 | Cheyenne, Custom Deluxe, Scottsdale, Silverado | 22045 |
| 7.4L V8 454 CID | 1976-1978 | | 22045 |
| K20 PICKUP | | | |
| 5.0L V8 307 CID | 1968-1973 | | 22045 |
| 5.0L V8 5031cc 307 CID | 1968-1973 | | 22045 |
| 5.7L V8 350 CID | 1969-1974 | | 22045 |
| 5.7L V8 5736cc 350 CID | 1969-1974 | | 22045 |
| 5.7L V8 5737cc 350 CID | 1974 | | 22045 |
| 6.5L V8 396 CID | 1968-1969 | | 22045 |
| 6.5L V8 6489cc 396 CID | 1968-1969 | | 22045 |
| 6.6L V8 6588cc 402 CID | 1970-1972 | | 22045 |
| 7.4L V8 454 CID | 1973-1974 | | 22045 |
| 7.4L V8 7439cc 454 CID | 1973-1974 | | 22045 |
| 7.4L V8 7441cc 454 CID | 1973-1974 | | 22045 |
| K20 SUBURBAN | | | |
| 4.8L L6 292 CID | 1980 | Custom Deluxe, Scottsdale, Silverado; Exc.Air Cond | 22043 |
| 4.8L L6 292 CID | 1980 | Custom Deluxe, Scottsdale, Silverado; For A/C Belt | 22049 |
| 4.8L L6 292 CID | 1981 | Custom, Deluxe; Exc.Air Cond | 22043 |
| 4.8L L6 292 CID | 1981 | Custom, Deluxe; For A/C Belt | 22049 |
| 4.8L L6 292 CID | 1982 | Custom, Scottsdale, Silverado | 22043 |
| 5.0L V8 305 CID | 1977-1978 | | 22045 |
| 5.0L V8 305 CID | 1985-1986 | Custom, Scottsdale, Silverado; Spring Code-DA | 22049 |
| 5.0L V8 305 CID | 1985-1986 | Custom; Code DB | 22045 |
| 5.0L V8 305 CID | 1985-1986 | Custom; Code DM,GZ | 22045 |
| 5.0L V8 305 CID | 1985-1986 | Scottsdale; Code DB | 22045 |
| 5.0L V8 305 CID | 1985-1986 | Scottsdale; Code DM,GZ | 22045 |
| 5.0L V8 305 CID | 1985-1986 | Silverado; Code DB | 22045 |
| 5.0L V8 305 CID | 1985-1986 | Silverado; Code DM,GZ | 22045 |
| 5.0L V8 307 CID | 1968-1973 | | 22045 |
| 5.0L V8 5031cc 307 CID | 1968-1973 | | 22045 |
| 5.7L V8 350 CID | 1980 | Custom Deluxe | 22045 |
| 5.7L V8 350 CID | 1980 | Custom Deluxe; Code AM | 22045 |
| 5.7L V8 350 CID | 1980 | Custom Deluxe; Code CB,CU,CX,FB | 22045 |
| 5.7L V8 350 CID | 1980 | Custom Deluxe; Code DM | 22045 |
| 5.7L V8 350 CID | 1980 | Scottsdale | 22045 |
| 5.7L V8 350 CID | 1980 | Scottsdale; Code AM | 22045 |
| 5.7L V8 350 CID | 1980 | Scottsdale; Code CB,CU,CX,FB | 22045 |
| 5.7L V8 350 CID | 1980 | Silverado | 22045 |
| 5.7L V8 350 CID | 1980 | Silverado; Code AM | 22045 |
| 5.7L V8 350 CID | 1980 | Silverado; Code CB,CU,CX,FB | 22045 |
| 5.7L V8 350 CID | 1981 | Custom, Deluxe; Spring Code-DA | 22049 |
| 5.7L V8 350 CID | 1981 | Custom; Code AM | 22045 |
| 5.7L V8 350 CID | 1981 | Custom; Code CB,CU,CX,FB | 22045 |
| 5.7L V8 350 CID | 1981 | Deluxe; Code AM | 22045 |
| 5.7L V8 350 CID | 1981 | Deluxe; Code CB,CU,CX,FB | 22045 |
| 5.7L V8 350 CID | 1981 | Deluxe; Code DM | 22045 |
| 5.7L V8 350 CID | 1983 | Custom; Code DD | 22045 |
| 5.7L V8 350 CID | 1983 | Silverado; Code CM,FC,KC | 22045 |
| 5.7L V8 350 CID | 1983 | Silverado; Code DD | 22045 |
| 5.7L V8 350 CID | 1983 | Silverado; Spring Code-DA | 22049 |
| 5.7L V8 350 CID | 1984 | Scottsdale; Code CM,FC,KC | 22045 |

| Engine | Years | Application | USMW |
|------------------------|-----------|---|-------|
| 5.7L V8 350 CID | 1984 | Scottsdale; Spring Code-DA | 22049 |
| 5.7L V8 350 CID | 1985 | Custom, Scottsdale, Silverado; Code CM,FC,HD,KC | 22042 |
| 5.7L V8 350 CID | 1985 | Custom, Scottsdale, Silverado; Code HD | 22045 |
| 5.7L V8 350 CID | 1969-1979 | | 22045 |
| 5.7L V8 350 CID | 1980-1983 | Silverado; Code DM | 22045 |
| 5.7L V8 350 CID | 1980-1984 | Scottsdale; Code DM | 22045 |
| 5.7L V8 350 CID | 1981-1984 | Custom; Code DM | 22045 |
| 5.7L V8 350 CID | 1982-1986 | Custom, Scottsdale, Silverado; Spring Code-DA | 22049 |
| 5.7L V8 350 CID | 1982-1986 | Custom; Code DB | 22045 |
| 5.7L V8 350 CID | 1982-1986 | Scottsdale; Code DB | 22045 |
| 5.7L V8 350 CID | 1982-1986 | Silverado; Code DB | 22045 |
| 5.7L V8 350 CID | 1983-1984 | Custom; Code CM,FC,KC | 22045 |
| 5.7L V8 350 CID | 1983-1984 | Custom; Spring Code-DA | 22049 |
| 5.7L V8 350 CID | 1985-1986 | Custom, Scottsdale; Code DM,GZ | 22045 |
| 5.7L V8 350 CID | 1985-1986 | Silverado; Code DM,GZ | 22045 |
| 5.7L V8 5736cc 350 CID | 1969-1974 | | 22045 |
| 5.7L V8 5737cc 350 CID | 1974 | | 22045 |
| 6.2L V8 379 CID | 1982 | Custom, Scottsdale, Silverado; Code AY | 22602 |
| 6.2L V8 379 CID | 1983 | Custom, Silverado; Code ACC | 22052 |
| 6.2L V8 379 CID | 1982-1983 | Silverado; Code AW | 22052 |
| 6.2L V8 379 CID | 1982-1983 | Silverado; Code DT | 22052 |
| 6.2L V8 379 CID | 1982-1984 | Custom; Code AW | 22052 |
| 6.2L V8 379 CID | 1982-1984 | Custom; Code DT | 22052 |
| 6.2L V8 379 CID | 1982-1984 | Scottsdale; Code AW | 22052 |
| 6.2L V8 379 CID | 1982-1984 | Scottsdale; Code DT | 22052 |
| 6.2L V8 379 CID | 1985-1986 | Custom, Scottsdale, Silverado | 22052 |
| 6.5L V8 6489cc 396 CID | 1968-1969 | | 22045 |
| 6.6L V8 400 CID | 1980 | Custom Deluxe, Scottsdale, Silverado | 22045 |
| 6.6L V8 400 CID | 1975-1979 | | 22045 |
| 6.6L V8 6588cc 402 CID | 1970-1972 | | 22045 |
| 7.4L V8 454 CID | 1973 | | 22045 |
| 7.4L V8 454 CID | 1985 | Custom, Scottsdale, Silverado | 22045 |
| 7.4L V8 7439cc 454 CID | 1973-1974 | | 22045 |
| 7.4L V8 7441cc 454 CID | 1973 | | 22045 |
| K2500 | | | |
| 4.3L V6 262 CID | 1991 | Cheyenne, Scottsdale, Silverado; Code HS | 22145 |
| 4.3L V6 262 CID | 1992 | Scottsdale; Code GJ,HS | 22145 |
| 4.3L V6 262 CID | 1988-1990 | Cheyenne, Scottsdale, Silverado; Code GJ,HS | 22145 |
| 4.3L V6 262 CID | 1988-1992 | Scottsdale; Code AR,AX,BD,GP,HK,JM | 22140 |
| 4.3L V6 262 CID | 1988-1992 | Scottsdale; Code DD,GG,GN | 22153 |
| 4.3L V6 262 CID | 1988-1995 | Cheyenne, Silverado; Code AR,AX,BD,GP,HK,JM | 22140 |
| 4.3L V6 262 CID | 1988-1995 | Cheyenne, Silverado; Code DD,GG,GN | 22153 |
| 4.3L V6 262 CID | 1992-1993 | Cheyenne, Silverado; Code GJ,HS | 22145 |
| 4.3L V6 262 CID | 1993-1995 | Cheyenne, Silverado; Code GK | 22142 |
| 4.3L V6 262 CID | 1994-1995 | Base, Cheyenne, Silverado, WT; Code BT,GM,HL | 22149 |
| 4.3L V6 262 CID | 1994-1995 | Base, WT; Code AR,AX,BD,GP,HK,JM | 22140 |
| 4.3L V6 262 CID | 1994-1995 | Base, WT; Code DD,GG,GN | 22153 |
| 4.3L V6 262 CID | 1994-1995 | Base, WT; Code GK | 22142 |
| 5.0L V8 305 CID | 1992 | Scottsdale; Code BT,GM,HL | 22149 |
| 5.0L V8 305 CID | 1998 | Cheyenne, Silverado, WT; Exc.Air Cond | 22162 |
| 5.0L V8 305 CID | 1998 | Cheyenne, Silverado, WT; For A/C Belt | 22158 |
| 5.0L V8 305 CID | 1988-1989 | Cheyenne, Scottsdale, Silverado; Code HS,GJ | 22145 |
| 5.0L V8 305 CID | 1988-1992 | Scottsdale; Code AR,AX,BD,GP,HK,JM | 22140 |
| 5.0L V8 305 CID | 1988-1992 | Scottsdale; Code DD,GG,GN | 22153 |
| 5.0L V8 305 CID | 1988-1995 | Cheyenne, Silverado; Code AR,AX,BD,GP,HK,JM | 22140 |
| 5.0L V8 305 CID | 1988-1995 | Cheyenne, Silverado; Code DD,GG,GN | 22153 |
| 5.0L V8 305 CID | 1992-1995 | Cheyenne, Silverado; Code BT,GM,HL | 22149 |
| 5.0L V8 305 CID | 1994-1995 | Base, WT; Code AR,AX,BD,GP,HK,JM | 22140 |
| 5.0L V8 305 CID | 1994-1995 | Base, WT; Code BT,GM,HL | 22149 |
| 5.0L V8 305 CID | 1994-1995 | Base, WT; Code DD,GG,GN | 22153 |
| 5.7L V8 350 CID | 1991 | Cheyenne, Scottsdale, Silverado; Code HS | 22145 |
| 5.7L V8 350 CID | 1992 | Scottsdale; Code GJ,HS | 22145 |
| 5.7L V8 350 CID | 1993 | Cheyenne, Silverado; Code GK | 22142 |
| 5.7L V8 350 CID | 1996 | Base, Cheyenne, Silverado; Exc.Air Cond | 22162 |
| 5.7L V8 350 CID | 1998 | Cheyenne, Silverado, WT; For A/C Belt | 22158 |
| 5.7L V8 350 CID | 1998 | WT; Exc.Air Cond | 22162 |
| 5.7L V8 350 CID | 1988-1990 | Cheyenne, Scottsdale, Silverado; Code GJ,HS | 22145 |
| 5.7L V8 350 CID | 1988-1992 | Scottsdale; Code AR,AX,BD,GP,HK,JM | 22140 |

| Engine | Years | Application | USMW |
|--------------------------|-----------|---|--------------|
| CHEVROLET (CONT.) | | | |
| K2500 (CONT.) | | | |
| 5.7L V8 350 CID | 1988-1992 | Scottsdale; Code DD,GG,GN | 22153 |
| 5.7L V8 350 CID | 1988-1993 | Cheyenne, Silverado; Code AR,AX,BD,GP,HK,JM | 22140 |
| 5.7L V8 350 CID | 1988-1993 | Cheyenne, Silverado; Code DD,GG,GN | 22153 |
| 5.7L V8 350 CID | 1992-1993 | Cheyenne, Silverado; Code GJ,HS | 22145 |
| 5.7L V8 350 CID | 1994-1995 | Base, Cheyenne, Silverado, WT; Code AR,AX,BD,GP,HK,JM | 22140 |
| 5.7L V8 350 CID | 1994-1995 | Base, Cheyenne, Silverado, WT; Code BT,GM,HL | 22149 |
| 5.7L V8 350 CID | 1994-1995 | Base, Cheyenne, Silverado, WT; Code DD,GG,GN | 22153 |
| 5.7L V8 350 CID | 1994-1995 | Base, Cheyenne, Silverado, WT; Code GK | 22142 |
| 5.7L V8 350 CID | 1996-1997 | Base, Cheyenne, Silverado; For A/C Belt | 22158 |
| 5.7L V8 350 CID | 1996-1997 | Base; Exc.Air Cond | 22162 |
| 5.7L V8 350 CID | 1996-1998 | Cheyenne, Silverado; Exc.Air Cond | 22162 |
| 5.7L V8 350 CID | 1999-2000 | Base, LS; Exc.Air Cond | 22162 |
| 5.7L V8 350 CID | 1999-2000 | Base, LS; For A/C Belt | 22158 |
| 6.2L V8 379 CID | 1988 | Cheyenne, Scottsdale, Silverado | 22154 |
| 6.2L V8 379 CID | 1989-1992 | Scottsdale | 22154 |
| 6.2L V8 379 CID | 1989-1993 | Cheyenne, Silverado | 22154 |
| 6.5L V8 395 CID | 1996 | Base, Cheyenne, Silverado | 22605 |
| 6.5L V8 395 CID | 1997 | Base | 22613 |
| 6.5L V8 395 CID | 1998 | Cheyenne, Silverado, WT | 22613 |
| 6.5L V8 395 CID | 1999 | Base, LS, Base, LS | 22614 |
| 6.5L V8 395 CID | 2000 | Base, LS | 22614 |
| 6.5L V8 395 CID | 1992-1993 | Cheyenne, Silverado | 22606 |
| 6.5L V8 395 CID | 1994-1995 | Base, Cheyenne, Silverado, WT | 22605 |
| 6.5L V8 395 CID | 1997-1998 | Cheyenne, Silverado | 22613 |
| 7.4L V8 454 CID | 1991-1998 | Cheyenne, Silverado | 22145 |
| 7.4L V8 454 CID | 1994-1997 | Base | 22145 |
| 7.4L V8 454 CID | 1994-1998 | WT | 22145 |
| 7.4L V8 454 CID | 1999-2000 | Base, LS | 22145 |
| K2500 SUBURBAN | | | |
| 5.7L V8 350 CID | 1994 | Silverado; Code BT,GM,HL | 22149 |
| 5.7L V8 350 CID | 1995 | LS, LT; Code AR,AX,BD,GP,HK,JM | 22140 |
| 5.7L V8 350 CID | 1995 | LS, LT; Code BT,GM,HL | 22149 |
| 5.7L V8 350 CID | 1995 | LS, LT; Code DD,GG,GN | 22153 |
| 5.7L V8 350 CID | 1995 | LS, LT; Code GK | 22142 |
| 5.7L V8 350 CID | 1992-1994 | Base, Silverado; Code GJ,HS | 22145 |
| 5.7L V8 350 CID | 1992-1994 | Silverado; Code AR,AX,BD,GP,HK,JM | 22140 |
| 5.7L V8 350 CID | 1992-1994 | Silverado; Code DD,GG,GN | 22153 |
| 5.7L V8 350 CID | 1992-1995 | Base; Code AR,AX,BD,GP,HK,JM | 22140 |
| 5.7L V8 350 CID | 1992-1995 | Base; Code DD,GG,GN | 22153 |
| 5.7L V8 350 CID | 1993-1994 | Silverado; Code GK | 22142 |
| 5.7L V8 350 CID | 1993-1995 | Base; Code GK | 22142 |
| 5.7L V8 350 CID | 1994-1995 | Base; Code BT,GM,HL | 22149 |
| 5.7L V8 350 CID | 1996-1997 | Base, LS, LT; For A/C Belt | 22158 |
| 5.7L V8 350 CID | 1996-1997 | LT; Exc.Air Cond | 22162 |
| 5.7L V8 350 CID | 1996-1999 | Base, LS; Exc.Air Cond | 22162 |
| 5.7L V8 350 CID | 1998-1999 | Base, LS; For A/C Belt | 22158 |
| 6.5L V8 395 CID | 1994 | Silverado | 22605 |
| 6.5L V8 395 CID | 1997 | LT | 22613 |
| 6.5L V8 395 CID | 1999 | Base, LS, Base, LS | 22614 |
| 6.5L V8 395 CID | 1994-1996 | Base | 22605 |
| 6.5L V8 395 CID | 1995-1996 | LS, LT | 22605 |
| 6.5L V8 395 CID | 1997-1998 | Base, LS | 22613 |
| 7.4L V8 454 CID | 1994 | Silverado | 22145 |
| 7.4L V8 454 CID | 1992-1993 | Base, Silverado | 22145 |
| 7.4L V8 454 CID | 1994-1999 | Base | 22145 |
| 7.4L V8 454 CID | 1995-1997 | LT | 22145 |
| 7.4L V8 454 CID | 1995-1999 | LS | 22145 |
| K30 | | | |
| 4.8L L6 292 CID | 1980 | Cheyenne, Custom Deluxe, Scottsdale, Silverado; Exc.Air Cond | 22043 |
| 4.8L L6 292 CID | 1980 | Cheyenne, Custom Deluxe, Scottsdale, Silverado; For A/C Belt | 22049 |
| 4.8L L6 292 CID | 1981 | Custom, Deluxe; Exc.Air Cond | 22043 |
| 4.8L L6 292 CID | 1981 | Custom, Deluxe; For A/C Belt | 22049 |
| 4.8L L6 292 CID | 1982 | Scottsdale | 22043 |

| Engine | Years | Application | USMW |
|------------------------|-----------|---|--------------|
| 4.8L L6 292 CID | 1984 | Custom, Scottsdale; Exc.Air Cond | 22043 |
| 4.8L L6 292 CID | 1984 | Custom, Scottsdale; For A/C Belt | 22045 |
| 4.8L L6 292 CID | 1978-1979 | | 22043 |
| 4.8L L6 292 CID | 1982-1983 | Custom, Silverado | 22043 |
| 4.8L L6 292 CID | 1985-1986 | Custom, Scottsdale, Silverado | 22045 |
| 4.8L L6 4785cc 292 CID | 1977 | | 21049 |
| 4.8L L6 4786cc 292 CID | 1973 | | 21049 |
| 5.7L V8 350 CID | 1980 | Cheyenne; Code AM | 22045 |
| 5.7L V8 350 CID | 1980 | Cheyenne; Code CB,CU,CX,FB | 22045 |
| 5.7L V8 350 CID | 1980 | Cheyenne; Code DM | 22045 |
| 5.7L V8 350 CID | 1980 | Custom Deluxe; Code AM | 22045 |
| 5.7L V8 350 CID | 1980 | Custom Deluxe; Code CB,CU,CX,FB | 22045 |
| 5.7L V8 350 CID | 1980 | Custom Deluxe; Code DM | 22045 |
| 5.7L V8 350 CID | 1980 | Scottsdale; Code AM | 22045 |
| 5.7L V8 350 CID | 1980 | Scottsdale; Code CB,CU,CX,FB | 22045 |
| 5.7L V8 350 CID | 1980 | Silverado; Code AM | 22045 |
| 5.7L V8 350 CID | 1980 | Silverado; Code CB,CU,CX,FB | 22045 |
| 5.7L V8 350 CID | 1981 | Custom, Deluxe; Spring Code-DA | 22049 |
| 5.7L V8 350 CID | 1981 | Custom; Code AM | 22045 |
| 5.7L V8 350 CID | 1981 | Custom; Code CB,CU,CX,FB | 22045 |
| 5.7L V8 350 CID | 1981 | Deluxe; Code AM | 22045 |
| 5.7L V8 350 CID | 1981 | Deluxe; Code CB,CU,CX,FB | 22045 |
| 5.7L V8 350 CID | 1981 | Deluxe; Code DM | 22045 |
| 5.7L V8 350 CID | 1982 | Custom; Code DD | 22045 |
| 5.7L V8 350 CID | 1982 | Scottsdale; Code DD | 22045 |
| 5.7L V8 350 CID | 1982 | Silverado; Code DD | 22045 |
| 5.7L V8 350 CID | 1983 | Silverado; Spring Code-DA | 22049 |
| 5.7L V8 350 CID | 1984 | Scottsdale; Spring Code-DA | 22049 |
| 5.7L V8 350 CID | 1985 | Custom, Scottsdale, Silverado; Stamped #DA | 22049 |
| 5.7L V8 350 CID | 1977-1979 | | 22045 |
| 5.7L V8 350 CID | 1980-1983 | Silverado; Code DM | 22045 |
| 5.7L V8 350 CID | 1980-1984 | Scottsdale; Code DM | 22045 |
| 5.7L V8 350 CID | 1981-1984 | Custom; Code DM | 22045 |
| 5.7L V8 350 CID | 1982-1986 | Custom, Scottsdale, Silverado; Spring Code-DA | 22049 |
| 5.7L V8 350 CID | 1982-1986 | Custom; Code DB | 22045 |
| 5.7L V8 350 CID | 1982-1986 | Scottsdale; Code DB | 22045 |
| 5.7L V8 350 CID | 1982-1986 | Silverado; Code DB | 22045 |
| 5.7L V8 350 CID | 1983-1984 | Custom; Spring Code-DA | 22049 |
| 5.7L V8 350 CID | 1985-1986 | Custom; Code DM,GZ | 22045 |
| 5.7L V8 350 CID | 1985-1986 | Scottsdale; Code DM,GZ | 22045 |
| 5.7L V8 350 CID | 1985-1986 | Silverado; Code DM,GZ | 22045 |
| 5.7L V8 5736cc 350 CID | 1973 | | 22049 |
| 6.2L V8 379 CID | 1982 | Custom, Scottsdale, Silverado; Code AY | 22602 |
| 6.2L V8 379 CID | 1983 | Custom, Silverado; Code ACC | 22052 |
| 6.2L V8 379 CID | 1982-1983 | Silverado; Code AW | 22052 |
| 6.2L V8 379 CID | 1982-1983 | Silverado; Coode DT | 22052 |
| 6.2L V8 379 CID | 1982-1984 | Custom; Code AW | 22052 |
| 6.2L V8 379 CID | 1982-1984 | Custom; Coode DT | 22052 |
| 6.2L V8 379 CID | 1982-1984 | Scottsdale; Code AW | 22052 |
| 6.2L V8 379 CID | 1982-1984 | Scottsdale; Coode DT | 22052 |
| 6.2L V8 379 CID | 1982-1984 | Scottsdale; Code AW,HT | 22052 |
| 6.2L V8 379 CID | 1985-1986 | Custom; Code ABC,DT | 22052 |
| 6.2L V8 379 CID | 1985-1986 | Custom; Code AW,HT | 22052 |
| 6.2L V8 379 CID | 1985-1986 | Scottsdale; Code ABC,DT | 22052 |
| 6.2L V8 379 CID | 1985-1986 | Scottsdale; Code AW,HT | 22052 |
| 6.2L V8 379 CID | 1985-1986 | Silverado; Code ABC,DT | 22052 |
| 6.2L V8 379 CID | 1985-1986 | Silverado; Code AW,HT | 22052 |
| 6.6L V8 400 CID | 1980 | Cheyenne; Code DD | 22045 |
| 6.6L V8 400 CID | 1980 | Cheyenne; Code DM | 22045 |
| 6.6L V8 400 CID | 1980 | Cheyenne; Code FD | 22045 |
| 6.6L V8 400 CID | 1980 | Custom Deluxe; Code DD | 22045 |
| 6.6L V8 400 CID | 1980 | Custom Deluxe; Code DM | 22045 |
| 6.6L V8 400 CID | 1980 | Custom Deluxe; Code FD | 22045 |
| 6.6L V8 400 CID | 1980 | Scottsdale; Code DD | 22045 |
| 6.6L V8 400 CID | 1980 | Scottsdale; Code DM | 22045 |
| 6.6L V8 400 CID | 1980 | Scottsdale; Code FD | 22045 |
| 6.6L V8 400 CID | 1980 | Silverado; Code DD | 22045 |
| 6.6L V8 400 CID | 1980 | Silverado; Code DM | 22045 |
| 6.6L V8 400 CID | 1980 | Silverado; Code FD | 22045 |
| 6.6L V8 400 CID | 1977-1979 | | 22045 |



FAN CLUTCH APPLICATION GUIDE

USMW
Professional Series

| Engine | Years | Application | USMW |
|--------------------------|-----------|--|-------|
| CHEVROLET (CONT.) | | | |
| K30 (CONT.) | | | |
| 7.4L V8 454 CID | 1977 | | 22045 |
| 7.4L V8 454 CID | 1980 | Cheyenne, Custom Deluxe, Scottsdale, Silverado | 22045 |
| 7.4L V8 454 CID | 1981 | Deluxe; Code DK | 22045 |
| 7.4L V8 454 CID | 1981 | Deluxe; Code FD | 22045 |
| 7.4L V8 454 CID | 1981-1984 | Custom; Code DK | 22045 |
| 7.4L V8 454 CID | 1981-1984 | Custom; Code FD | 22045 |
| 7.4L V8 454 CID | 1982-1983 | Silverado; Code DK | 22045 |
| 7.4L V8 454 CID | 1982-1983 | Silverado; Code DM | 22045 |
| 7.4L V8 454 CID | 1982-1983 | Silverado; Code FD | 22045 |
| 7.4L V8 454 CID | 1982-1984 | Custom; Code DM | 22045 |
| 7.4L V8 454 CID | 1982-1984 | Scottsdale; Code DK | 22045 |
| 7.4L V8 454 CID | 1982-1984 | Scottsdale; Code DM | 22045 |
| 7.4L V8 454 CID | 1982-1984 | Scottsdale; Code FD | 22045 |
| 7.4L V8 454 CID | 1985-1986 | Custom, Scottsdale, Silverado | 22045 |
| K3500 | | | |
| 5.7L V8 350 CID | 1992 | Scottsdale; Code GJ,HS | 22145 |
| 5.7L V8 350 CID | 1994 | Base; Code GJ,HS | 22145 |
| 5.7L V8 350 CID | 1998 | Cheyenne, Silverado; For A/C Belt | 22158 |
| 5.7L V8 350 CID | 1988-1989 | Cheyenne, Scottsdale, Silverado; Code GJ,HS | 22145 |
| 5.7L V8 350 CID | 1988-1992 | Scottsdale; Code DD,GG,GN | 22153 |
| 5.7L V8 350 CID | 1988-1995 | Cheyenne, Silverado; Code DD,GG,GN | 22153 |
| 5.7L V8 350 CID | 1990-1991 | Cheyenne, Scottsdale, Silverado; Code HS | 22145 |
| 5.7L V8 350 CID | 1992-1994 | Cheyenne, Silverado; Code GJ,HS | 22145 |
| 5.7L V8 350 CID | 1993-1995 | Cheyenne, Silverado; Code GK | 22142 |
| 5.7L V8 350 CID | 1994-1995 | Base, Cheyenne, Silverado; Code BT,GM,HL | 22149 |
| 5.7L V8 350 CID | 1994-1995 | Base; Code DD,GG,GN | 22153 |
| 5.7L V8 350 CID | 1994-1995 | Base; Code GK | 22142 |
| 5.7L V8 350 CID | 1996-1997 | Base, Cheyenne, Silverado; For A/C Belt | 22158 |
| 5.7L V8 350 CID | 1996-1997 | Base; Exc.Air Cond | 22162 |
| 5.7L V8 350 CID | 1996-1998 | Cheyenne, Silverado; Exc.Air Cond | 22162 |
| 5.7L V8 350 CID | 1999-2000 | Base, LS; Exc.Air Cond | 22162 |
| 5.7L V8 350 CID | 1999-2000 | Base, LS; For A/C Belt | 22158 |
| 6.2L V8 379 CID | 1988-1992 | Scottsdale | 22154 |
| 6.2L V8 379 CID | 1988-1993 | Cheyenne, Silverado | 22154 |
| 6.5L V8 395 CID | 1997 | Base | 22613 |
| 6.5L V8 395 CID | 1999 | Base, LS; Code GCP | 22613 |
| 6.5L V8 395 CID | 1999 | Base, LS; Code GDF | 22614 |
| 6.5L V8 395 CID | 2000 | Base, LS | 22614 |
| 6.5L V8 395 CID | 1992-1993 | Cheyenne, Silverado | 22606 |
| 6.5L V8 395 CID | 1994-1996 | Base, Cheyenne, Silverado | 22605 |
| 6.5L V8 395 CID | 1997-1998 | Cheyenne, Silverado | 22613 |
| 7.4L V8 454 CID | 1988-1992 | Scottsdale; Code GD,HM,HN | 22145 |
| 7.4L V8 454 CID | 1988-1992 | Scottsdale; Code GR,HG,HZ,JW | 22145 |
| 7.4L V8 454 CID | 1988-1993 | Cheyenne; Code GD,HM,HN | 22145 |
| 7.4L V8 454 CID | 1988-1993 | Cheyenne; Code GR,HG,HZ,JW | 22145 |
| 7.4L V8 454 CID | 1988-1993 | Silverado; Code GD,HM,HN | 22145 |
| 7.4L V8 454 CID | 1988-1993 | Silverado; Code GR,HG,HZ,JW | 22145 |
| 7.4L V8 454 CID | 1994-1997 | Base | 22145 |
| 7.4L V8 454 CID | 1994-1998 | Cheyenne, Silverado | 22145 |
| 7.4L V8 454 CID | 1999-2000 | Base, LS | 22145 |
| K5 BLAZER | | | |
| 4.1L L6 250 CID | 1980 | Cheyenne, Custom Deluxe | 22043 |
| 4.1L L6 250 CID | 1981 | Deluxe | 22043 |
| 4.1L L6 250 CID | 1978-1979 | | 22043 |
| 4.1L L6 250 CID | 1980-1982 | Silverado | 22043 |
| 4.1L L6 250 CID | 1981-1982 | Custom | 22043 |
| 5.0L V8 305 CID | 1980 | Cheyenne, Custom Deluxe, Silverado; Code FC | 22049 |
| 5.0L V8 305 CID | 1980 | Cheyenne; Code AM | 22045 |
| 5.0L V8 305 CID | 1980 | Cheyenne; Code CB,CU,CX,FB | 22045 |
| 5.0L V8 305 CID | 1980 | Cheyenne; Code DD | 22045 |
| 5.0L V8 305 CID | 1980 | Custom Deluxe; Code AM | 22045 |
| 5.0L V8 305 CID | 1980 | Custom Deluxe; Code CB,CU,CX,FB | 22045 |
| 5.0L V8 305 CID | 1980 | Custom Deluxe; Code DD | 22045 |
| 5.0L V8 305 CID | 1981 | Custom; Code AM | 22045 |
| 5.0L V8 305 CID | 1981 | Custom; Code CB,CU,CX,FB | 22045 |
| 5.0L V8 305 CID | 1981 | Custom; Code DD | 22045 |

| Engine | Years | Application | USMW |
|------------------------|-----------|-------------------------------------|-------|
| 5.0L V8 305 CID | 1981 | Custom; Code FC | 22049 |
| 5.0L V8 305 CID | 1981 | Deluxe; Code AM | 22045 |
| 5.0L V8 305 CID | 1981 | Deluxe; Code CB,CU,CX,FB | 22045 |
| 5.0L V8 305 CID | 1981 | Deluxe; Code DD | 22045 |
| 5.0L V8 305 CID | 1981 | Deluxe; Code FC | 22049 |
| 5.0L V8 305 CID | 1981 | Deluxe; Spring Code-DA | 22049 |
| 5.0L V8 305 CID | 1981 | Silverado; Code FC | 22049 |
| 5.0L V8 305 CID | 1982 | Custom; Code CM,FC | 22049 |
| 5.0L V8 305 CID | 1982 | Silverado; Code CM,FC | 22049 |
| 5.0L V8 305 CID | 1984 | Custom; Code DM | 22045 |
| 5.0L V8 305 CID | 1984 | Scottsdale, Silverado; Code DM | 22045 |
| 5.0L V8 305 CID | 1984 | Scottsdale; Code CM,FC,KC | 22045 |
| 5.0L V8 305 CID | 1984 | Scottsdale; Code DB | 22045 |
| 5.0L V8 305 CID | 1984 | Scottsdale; Spring Code-DA | 22049 |
| 5.0L V8 305 CID | 1977-1979 | | 22045 |
| 5.0L V8 305 CID | 1980-1981 | Silverado; Code AM | 22045 |
| 5.0L V8 305 CID | 1980-1981 | Silverado; Code CB,CU,CX,FB | 22045 |
| 5.0L V8 305 CID | 1980-1981 | Silverado; Code DD | 22045 |
| 5.0L V8 305 CID | 1981-1982 | Custom; Spring Code-DA | 22049 |
| 5.0L V8 305 CID | 1981-1982 | Silverado; Spring Code-DA | 22049 |
| 5.0L V8 305 CID | 1982-1986 | Custom, Silverado; Code DB | 22045 |
| 5.0L V8 305 CID | 1983-1984 | Custom, Silverado; Code CM,FC,KC | 22045 |
| 5.0L V8 305 CID | 1983-1986 | Custom, Silverado; Spring Code-DA | 22049 |
| 5.0L V8 305 CID | 1985-1986 | Custom, Silverado; Code DM,GZ | 22045 |
| 5.7L V8 350 CID | 1980 | Cheyenne; Code AM | 22045 |
| 5.7L V8 350 CID | 1980 | Cheyenne; Code CB,CU,CX,FB | 22045 |
| 5.7L V8 350 CID | 1980 | Cheyenne; Code DD | 22045 |
| 5.7L V8 350 CID | 1980 | Custom Deluxe; Code AM | 22045 |
| 5.7L V8 350 CID | 1980 | Custom Deluxe; Code CB,CU,CX,FB | 22045 |
| 5.7L V8 350 CID | 1980 | Custom Deluxe; Code DD | 22045 |
| 5.7L V8 350 CID | 1981 | Custom; Code AM | 22045 |
| 5.7L V8 350 CID | 1981 | Custom; Code CB,CU,CX,FB | 22045 |
| 5.7L V8 350 CID | 1981 | Deluxe; Code AM | 22045 |
| 5.7L V8 350 CID | 1981 | Deluxe; Code CB,CU,CX,FB | 22045 |
| 5.7L V8 350 CID | 1981 | Deluxe; Code DD | 22045 |
| 5.7L V8 350 CID | 1981 | Deluxe; Spring Code-DA | 22049 |
| 5.7L V8 350 CID | 1984 | Custom; Code DM | 22045 |
| 5.7L V8 350 CID | 1984 | Scottsdale, Silverado; Code DM | 22045 |
| 5.7L V8 350 CID | 1984 | Scottsdale; Code CM,FC,KC | 22045 |
| 5.7L V8 350 CID | 1984 | Scottsdale; Code DB | 22045 |
| 5.7L V8 350 CID | 1984 | Scottsdale; Spring Code-DA | 22049 |
| 5.7L V8 350 CID | 1985 | Custom, Silverado; Code CM,FC,HD,KC | 22042 |
| 5.7L V8 350 CID | 1985 | Custom, Silverado; Code HD | 22045 |
| 5.7L V8 350 CID | 1975-1979 | | 22045 |
| 5.7L V8 350 CID | 1980-1981 | Silverado; Code AM | 22045 |
| 5.7L V8 350 CID | 1980-1981 | Silverado; Code CB,CU,CX,FB | 22045 |
| 5.7L V8 350 CID | 1980-1983 | Silverado; Code DD | 22045 |
| 5.7L V8 350 CID | 1981-1983 | Custom; Code DD | 22045 |
| 5.7L V8 350 CID | 1981-1986 | Custom, Silverado; Spring Code-DA | 22049 |
| 5.7L V8 350 CID | 1982-1986 | Custom, Silverado; Code DB | 22045 |
| 5.7L V8 350 CID | 1983-1984 | Custom, Silverado; Code CM,FC,KC | 22045 |
| 5.7L V8 350 CID | 1985-1986 | Custom, Silverado; Code DM,GZ | 22045 |
| 6.2L V8 379 CID | 1982 | Custom, Silverado; Code AY | 22602 |
| 6.2L V8 379 CID | 1984 | Scottsdale; Code ABC | 22052 |
| 6.2L V8 379 CID | 1984 | Scottsdale; Code AW | 22052 |
| 6.2L V8 379 CID | 1984 | Scottsdale; Code DT | 22052 |
| 6.2L V8 379 CID | 1982-1984 | Custom, Silverado; Code DT | 22052 |
| 6.2L V8 379 CID | 1983-1984 | Custom; Code ABC | 22052 |
| 6.2L V8 379 CID | 1983-1984 | Custom; Code AW | 22052 |
| 6.2L V8 379 CID | 1983-1984 | Silverado; Code ABC | 22052 |
| 6.2L V8 379 CID | 1983-1984 | Silverado; Code AW | 22052 |
| 6.2L V8 379 CID | 1985-1986 | Custom; Code ABC,DT | 22052 |
| 6.2L V8 379 CID | 1985-1986 | Custom; Code AW,HT | 22052 |
| 6.2L V8 379 CID | 1985-1986 | Silverado; Code ABC,DT | 22052 |
| 6.2L V8 379 CID | 1985-1986 | Silverado; Code AW,HT | 22052 |
| 6.6L V8 400 CID | 1975-1979 | | 22045 |
| 7.4L V8 454 CID | 1976-1978 | | 22045 |
| LAGUNA | | | |
| 5.0L V8 4998cc 305 CID | 1976 | | 21049 |

| Engine | Years | Application | USMW |
|--------------------------|-----------|--|-------|
| CHEVROLET (CONT.) | | | |
| LAGUNA (CONT.) | | | |
| 5.7L V8 5736cc 350 CID | 1974 | Base | 21049 |
| 5.7L V8 5736cc 350 CID | 1973-1976 | | 21049 |
| 5.7L V8 5736cc 350 CID | 1975-1976 | | 22049 |
| 6.6L V8 400 CID | 1974-1975 | Base | 22045 |
| 6.6L V8 400 CID | 1975-1976 | S3 | 22045 |
| 6.6L V8 6555cc 400 CID | 1973 | Estate | 22045 |
| 6.6L V8 6555cc 400 CID | 1973-1974 | Base | 22045 |
| 6.6L V8 6556cc 400 CID | 1974 | Base | 22045 |
| 7.4L V8 454 CID | 1973 | Estate | 22045 |
| 7.4L V8 454 CID | 1974 | Type S-3 | 22045 |
| 7.4L V8 454 CID | 1975 | S3 | 22045 |
| 7.4L V8 454 CID | 1973-1975 | Base | 22045 |
| 7.4L V8 7439cc 454 CID | 1973 | Estate | 22045 |
| 7.4L V8 7439cc 454 CID | 1973-1974 | Base | 22045 |
| 7.4L V8 7441cc 454 CID | 1973 | Estate | 22045 |
| 7.4L V8 7441cc 454 CID | 1974 | Type S-3 | 22045 |
| 7.4L V8 7441cc 454 CID | 1973-1974 | Base | 22045 |
| LLV | | | |
| 2.2L L4 2190cc 134 CID | 1994-1995 | Base | 22153 |
| 2.5L L4 2474cc 151 CID | 1987-1993 | Base | 22147 |
| LUV | | | |
| 1.8L L4 111 CID | 1975-1979 | | 22094 |
| 1.8L L4 111 CID | 1980-1982 | Base, Mikado, Sport; For A/C Belt | 22094 |
| 2.2L L4 134 CID | 1981-1982 | Base, Mikado, Sport | 22094 |
| LUV PICKUP | | | |
| 1.8L L4 111 CID | 1972-1974 | | 22094 |
| 1.8L L4 1817cc 111 CID | 1972-1974 | | 22094 |
| MALIBU | | | |
| 3.3L V6 200 CID | 1978-1979 | | 22049 |
| 3.8L L6 3769cc 230 CID | 1967 | | 22049 |
| 3.8L L6 3770cc 230 CID | 1964-1966 | | 21049 |
| 3.8L V6 229 CID | 1980 | Classic Estate, Classic Sport, Estate, Sport; Exc.Air Cond | 22043 |
| 3.8L V6 229 CID | 1980 | Classic Estate, Classic Sport, Estate, Sport; For A/C Belt | 22049 |
| 3.8L V6 229 CID | 1980-1981 | Base, Classic, Classic Landau; Exc.Air Cond | 22043 |
| 3.8L V6 229 CID | 1980-1981 | Base, Classic, Classic Landau; For A/C Belt | 22049 |
| 3.8L V6 229 CID | 1982-1983 | Classic | 22049 |
| 3.8L V6 231 CID | 1979 | | 22049 |
| 3.8L V6 3800cc 231 CID | 1980 | Classic Estate, Classic Sport, Estate, Sport; Exc.Air Cond | 22049 |
| 3.8L V6 3800cc 231 CID | 1980 | Classic Estate, Classic Sport, Estate, Sport; For A/C Belt | 22043 |
| 3.8L V6 3800cc 231 CID | 1978-1979 | | 22049 |
| 3.8L V6 3800cc 231 CID | 1980-1981 | Base, Classic, Classic Landau; Exc.Air Cond | 22049 |
| 3.8L V6 3800cc 231 CID | 1980-1981 | Base, Classic, Classic Landau; For A/C Belt | 22043 |
| 3.8L V6 3800cc 231 CID | 1982-1983 | Classic | 22043 |
| 4.1L L6 250 CID | 1975-1977 | | 22049 |
| 4.1L L6 4097cc 250 CID | 1967-1979 | | 22049 |
| 4.1L L6 4098cc 250 CID | 1967-1974 | | 22049 |
| 4.3L V6 260 CID | 1982-1983 | Classic | 22049 |
| 4.4L V8 267 CID | 1979 | | 22049 |
| 4.4L V8 267 CID | 1980 | Base, Classic, Classic Estate, Classic Landau, Classic Sport, Estate, Sport; Code AS | 22043 |
| 4.4L V8 267 CID | 1980 | Base, Classic, Classic Estate, Classic Landau, Classic Sport, Estate, Sport; Code FC | 22049 |
| 4.4L V8 267 CID | 1980 | Classic Estate; Code AD | 22045 |
| 4.4L V8 267 CID | 1980 | Classic Estate; Code FB | 22045 |
| 4.4L V8 267 CID | 1980 | Classic Sport; Code AD | 22045 |
| 4.4L V8 267 CID | 1980 | Classic Sport; Code FB | 22045 |
| 4.4L V8 267 CID | 1980 | Estate; Code AD | 22045 |
| 4.4L V8 267 CID | 1980 | Estate; Code FB | 22045 |
| 4.4L V8 267 CID | 1980 | Sport; Code AD | 22045 |
| 4.4L V8 267 CID | 1980 | Sport; Code FB | 22045 |
| 4.4L V8 267 CID | 1982 | Classic; Exc.Air Cond | 22049 |
| 4.4L V8 267 CID | 1982 | Classic; Exc.Heavy Duty Cooling; For A/C Belt | 22049 |

| Engine | Years | Application | USMW |
|------------------------|-----------|--|-------|
| 4.4L V8 267 CID | 1982 | Classic; For A/C Belt; Heavy Duty Cooling | 22045 |
| 4.4L V8 267 CID | 1980-1981 | Base; Code AD | 22045 |
| 4.4L V8 267 CID | 1980-1981 | Base; Code FB | 22045 |
| 4.4L V8 267 CID | 1980-1981 | Classic Landau; Code AD | 22045 |
| 4.4L V8 267 CID | 1980-1981 | Classic Landau; Code FB | 22045 |
| 4.4L V8 267 CID | 1980-1981 | Classic; Code AD | 22045 |
| 4.4L V8 267 CID | 1980-1981 | Classic; Code FB | 22045 |
| 4.6L V8 4638cc 283 CID | 1967 | | 22049 |
| 4.6L V8 4638cc 283 CID | 1964-1966 | | 22011 |
| 5.0L V8 305 CID | 1980 | Base, Classic, Classic Estate, Classic Landau, Classic Sport, Estate, Sport; Code AS | 22043 |
| 5.0L V8 305 CID | 1980 | Classic Estate, Classic Sport, Estate, Sport; Code FC | 22049 |
| 5.0L V8 305 CID | 1980 | Classic Estate; Code AD | 22045 |
| 5.0L V8 305 CID | 1980 | Classic Estate; Code DC,DR | 22045 |
| 5.0L V8 305 CID | 1980 | Classic Estate; Code FB | 22045 |
| 5.0L V8 305 CID | 1980 | Classic Sport; Code AD | 22045 |
| 5.0L V8 305 CID | 1980 | Classic Sport; Code DC,DR | 22045 |
| 5.0L V8 305 CID | 1980 | Classic Sport; Code FB | 22045 |
| 5.0L V8 305 CID | 1980 | Estate; Code AD | 22045 |
| 5.0L V8 305 CID | 1980 | Estate; Code DC,DR | 22045 |
| 5.0L V8 305 CID | 1980 | Estate; Code FB | 22045 |
| 5.0L V8 305 CID | 1980 | Sport; Code AD | 22045 |
| 5.0L V8 305 CID | 1980 | Sport; Code DC,DR | 22045 |
| 5.0L V8 305 CID | 1980 | Sport; Code FB | 22045 |
| 5.0L V8 305 CID | 1976-1979 | | 22049 |
| 5.0L V8 305 CID | 1980-1981 | Base, Classic, Classic Landau; Code FC | 22049 |
| 5.0L V8 305 CID | 1980-1981 | Base; Code AD | 22045 |
| 5.0L V8 305 CID | 1980-1981 | Base; Code DC,DR | 22045 |
| 5.0L V8 305 CID | 1980-1981 | Base; Code FB | 22045 |
| 5.0L V8 305 CID | 1980-1981 | Classic Landau; Code AD | 22045 |
| 5.0L V8 305 CID | 1980-1981 | Classic Landau; Code DC,DR | 22045 |
| 5.0L V8 305 CID | 1980-1981 | Classic Landau; Code FB | 22045 |
| 5.0L V8 305 CID | 1980-1981 | Classic; Code AD | 22045 |
| 5.0L V8 305 CID | 1980-1981 | Classic; Code DC,DR | 22045 |
| 5.0L V8 305 CID | 1980-1981 | Classic; Code FB | 22045 |
| 5.0L V8 305 CID | 1982-1983 | Classic; Calif; For A/C Belt; Heavy Duty Cooling | 22045 |
| 5.0L V8 305 CID | 1982-1983 | Classic; Exc.Air Cond | 22049 |
| 5.0L V8 305 CID | 1982-1983 | Classic; Exc.Heavy Duty Cooling; For A/C Belt | 22049 |
| 5.0L V8 305 CID | 1982-1983 | Classic; Federal; For A/C Belt; Heavy Duty Cooling | 22045 |
| 5.0L V8 5031cc 307 CID | 1973 | | 22049 |
| 5.3L V8 5358cc 327 CID | 1967 | | 22049 |
| 5.7L V8 350 CID | 1980 | Base, Estate, Sport; Code AS | 22043 |
| 5.7L V8 350 CID | 1980 | Estate; Code AD | 22045 |
| 5.7L V8 350 CID | 1980 | Estate; Code DC,DR | 22045 |
| 5.7L V8 350 CID | 1980 | Sport; Code AD | 22045 |
| 5.7L V8 350 CID | 1980 | Sport; Code DC,DR | 22045 |
| 5.7L V8 350 CID | 1975-1979 | | 22049 |
| 5.7L V8 350 CID | 1980-1981 | Base; Code AD | 22045 |
| 5.7L V8 350 CID | 1980-1981 | Base; Code DC,DR | 22045 |
| 5.7L V8 350 CID | 1982-1983 | Classic; Exc.Heavy Duty Cooling | 22049 |
| 5.7L V8 350 CID | 1982-1983 | Classic; Heavy Duty Cooling | 22045 |
| 5.7L V8 5736cc 350 CID | 1973-1974 | | 22049 |
| 5.7L V8 5737cc 350 CID | 1973-1974 | | 22049 |
| 6.5L V8 6489cc 396 CID | 1967 | | 22049 |
| 6.5L V8 6489cc 396 CID | 1965-1966 | | 22011 |
| 6.6L V8 400 CID | 1975-1976 | | 22049 |
| 6.6L V8 6555cc 400 CID | 1973-1974 | | 22049 |
| 6.6L V8 6556cc 400 CID | 1974 | | 22049 |
| 7.4L V8 454 CID | 1975 | | 22049 |
| 7.4L V8 7439cc 454 CID | 1973-1974 | | 22049 |
| 7.4L V8 7441cc 454 CID | 1973-1974 | | 22049 |
| MONTE CARLO | | | |
| 3.3L V6 200 CID | 1978-1979 | | 22043 |
| 3.8L V6 229 CID | 1980 | Sport; Exc.Air Cond | 22043 |
| 3.8L V6 229 CID | 1980 | Sport; For A/C Belt | 22049 |
| 3.8L V6 229 CID | 1981 | Base; Exc.Air Cond | 22043 |
| 3.8L V6 229 CID | 1981 | Base; For A/C Belt | 22049 |
| 3.8L V6 229 CID | 1983 | CL | 22049 |

| Engine | Years | Application | USMW |
|----------------------------|-----------|--------------------------------|-------|
| CHEVROLET (CONT.) | | | |
| MONTE CARLO (CONT.) | | | |
| 3.8L V6 229 CID | 1980-1981 | Landau; Exc.Air Cond | 22043 |
| 3.8L V6 229 CID | 1980-1981 | Landau; For A/C Belt | 22049 |
| 3.8L V6 229 CID | 1982-1984 | Base | 22049 |
| 3.8L V6 231 CID | 1979 | | 22043 |
| 3.8L V6 3800cc 231 CID | 1980 | Sport; Exc.Air Cond | 22049 |
| 3.8L V6 3800cc 231 CID | 1980 | Sport; For A/C Belt | 22043 |
| 3.8L V6 3800cc 231 CID | 1981 | Base; Exc.Air Cond | 22049 |
| 3.8L V6 3800cc 231 CID | 1981 | Base; For A/C Belt | 22043 |
| 3.8L V6 3800cc 231 CID | 1983 | CL | 22049 |
| 3.8L V6 3800cc 231 CID | 1978-1979 | | 22043 |
| 3.8L V6 3800cc 231 CID | 1980-1981 | Landau; Exc.Air Cond | 22049 |
| 3.8L V6 3800cc 231 CID | 1980-1981 | Landau; For A/C Belt | 22043 |
| 3.8L V6 3800cc 231 CID | 1982-1984 | Base | 22049 |
| 4.3L V6 260 CID | 1983 | CL | 22049 |
| 4.3L V6 260 CID | 1982-1983 | Base | 22049 |
| 4.3L V6 262 CID | 1985-1988 | Base | 22049 |
| 4.3L V6 262 CID | 1986-1988 | LS | 22049 |
| 4.4L V8 267 CID | 1979 | | 22043 |
| 4.4L V8 267 CID | 1980 | Landau; Sport; Code AS | 22043 |
| 4.4L V8 267 CID | 1980 | Landau; Sport; Code FC | 22049 |
| 4.4L V8 267 CID | 1980 | Sport; Code AD | 22045 |
| 4.4L V8 267 CID | 1980 | Sport; Code FB | 22045 |
| 4.4L V8 267 CID | 1981 | Base; Code AD | 22045 |
| 4.4L V8 267 CID | 1981 | Base; Code FB | 22045 |
| 4.4L V8 267 CID | 1982 | Base; Code AD,CU,CX,FB | 22049 |
| 4.4L V8 267 CID | 1982 | Base; Code CM,FC,KC | 22045 |
| 4.4L V8 267 CID | 1980-1981 | Landau; Code AD | 22045 |
| 4.4L V8 267 CID | 1980-1981 | Landau; Code FB | 22045 |
| 5.0L V8 305 CID | 1980 | Landau; Sport; Code AS | 22043 |
| 5.0L V8 305 CID | 1980 | Sport; Code AD | 22045 |
| 5.0L V8 305 CID | 1980 | Sport; Code DC,DR | 22045 |
| 5.0L V8 305 CID | 1980 | Sport; Code FB | 22045 |
| 5.0L V8 305 CID | 1980 | Sport; Code FC | 22049 |
| 5.0L V8 305 CID | 1981 | Base; Code AD | 22045 |
| 5.0L V8 305 CID | 1981 | Base; Code DC,DR | 22045 |
| 5.0L V8 305 CID | 1981 | Base; Code FB | 22045 |
| 5.0L V8 305 CID | 1981 | Base; Code FC | 22049 |
| 5.0L V8 305 CID | 1983 | Base, CL, SS; Code AD,CU,CX,FB | 22049 |
| 5.0L V8 305 CID | 1983 | Base, CL, SS; Code CM,FC,KC | 22045 |
| 5.0L V8 305 CID | 1978-1979 | | 22043 |
| 5.0L V8 305 CID | 1980-1981 | Landau; Code AD | 22045 |
| 5.0L V8 305 CID | 1980-1981 | Landau; Code DC,DR | 22045 |
| 5.0L V8 305 CID | 1980-1981 | Landau; Code FB | 22045 |
| 5.0L V8 305 CID | 1980-1981 | Landau; Code FC | 22049 |
| 5.0L V8 305 CID | 1982-1984 | Base; Code AD,CU,CX,FB | 22049 |
| 5.0L V8 305 CID | 1982-1984 | Base; Code CM,FC,KC | 22045 |
| 5.0L V8 305 CID | 1984-1988 | SS | 22045 |
| 5.0L V8 305 CID | 1985-1988 | Base | 22045 |
| 5.0L V8 305 CID | 1986-1988 | LS | 22045 |
| 5.0L V8 4998cc 305 CID | 1983-1966 | | 22045 |
| 5.7L V8 350 CID | 1983 | CL, SS; Exc.Heavy Duty Cooling | 22049 |
| 5.7L V8 350 CID | 1983 | CL, SS; Heavy Duty Cooling | 22045 |
| 5.7L V8 350 CID | 1982-1984 | Base; Exc.Heavy Duty Cooling | 22049 |
| 5.7L V8 350 CID | 1982-1984 | Base; Heavy Duty Cooling | 22045 |
| 5.7L V8 5736cc 350 CID | 1970-1977 | | 21049 |
| 5.7L V8 5736cc 350 CID | 1973-1974 | Base | 21049 |
| 5.7L V8 5736cc 350 CID | 1975-1977 | | 22049 |
| 6.6L V8 400 CID | 1970-1975 | | 22045 |
| 6.6L V8 402 CID | 1970-1972 | | 22045 |
| 6.6L V8 6555cc 400 CID | 1970-1974 | | 22045 |
| 6.6L V8 6556cc 400 CID | 1970-1974 | | 22045 |
| 6.6L V8 6556cc 400 CID | 1976-1977 | | 21049 |
| 6.6L V8 6588cc 402 CID | 1970-1972 | | 22045 |
| 7.4L V8 454 CID | 1970-1975 | | 22045 |
| 7.4L V8 7439cc 454 CID | 1970-1974 | | 22045 |

| Engine | Years | Application | USMW |
|------------------------|-----------|--|-------|
| MONZA | | | |
| 2.3L L4 2295cc 140 CID | 1975-1977 | | 22049 |
| 2.5L L4 2474cc 151 CID | 1980 | 2+2, 2+2 Sport, 2+2 Spyder, Base, Spyder; For A/C Belt | 22049 |
| 2.5L L4 2474cc 151 CID | 1978-1979 | | 22049 |
| 3.2L V6 196 CID | 1978-1979 | | 22049 |
| 3.8L V6 231 CID | 1979 | | 22049 |
| 3.8L V6 3800cc 231 CID | 1980 | 2+2, 2+2 Sport, 2+2 Spyder, Base, Spyder | 22049 |
| 3.8L V6 3800cc 231 CID | 1978-1979 | | 22049 |
| 4.3L V8 262 CID | 1975-1976 | | 22049 |
| 5.0L V8 305 CID | 1976-1979 | | 22049 |
| NOVA | | | |
| 2.5L L4 2507cc 153 CID | 1969-1970 | | 22049 |
| 3.8L L6 3769cc 230 CID | 1969-1970 | | 22049 |
| 3.8L L6 3770cc 230 CID | 1968-1977 | | 21049 |
| 4.1L L6 250 CID | 1975-1979 | | 22049 |
| 4.1L L6 4097cc 250 CID | 1969-1974 | | 22049 |
| 4.1L L6 4098cc 250 CID | 1969-1974 | | 22049 |
| 4.3L V8 262 CID | 1975 | | 22049 |
| 5.0L V8 305 CID | 1976-1979 | | 22049 |
| 5.0L V8 5031cc 307 CID | 1969-1973 | | 22049 |
| 5.0L V8 5032cc 307 CID | 1968-1977 | | 22011 |
| 5.7L V8 350 CID | 1975-1979 | | 22049 |
| 5.7L V8 5736cc 350 CID | 1969-1974 | | 22049 |
| 5.7L V8 5737cc 350 CID | 1972-1974 | | 22049 |
| 6.5L V8 396 CID | 1970 | | 22049 |
| 6.5L V8 6489cc 396 CID | 1969 | | 22049 |
| 6.6L V8 6588cc 402 CID | 1970-1972 | | 22049 |
| 7.4L V8 7439cc 454 CID | 1970-1971 | | 22049 |
| ONE-FIFTY | | | |
| 4.6L V8 4641cc 283 CID | 1957-1977 | | 22049 |
| P10 | | | |
| 4.8L L6 292 CID | 1980 | Base, Step-Van | 22045 |
| 4.8L L6 292 CID | 1975-1979 | | 22045 |
| 5.7L V8 350 CID | 1975-1978 | | 22045 |
| 6.6L V8 400 CID | 1977 | | 22045 |
| P10 VAN | | | |
| 3.8L L6 3770cc 230 CID | 1963-1967 | | 22049 |
| 3.8L L6 3770cc 230 CID | 1968-1969 | | 21049 |
| 4.1L L6 4098cc 250 CID | 1967-1974 | | 22049 |
| 4.1L L6 4098cc 250 CID | 1968-1974 | | 21049 |
| 4.8L L6 4786cc 292 CID | 1967-1974 | | 22049 |
| 5.7L V8 350 CID | 1973 | | 22045 |
| 7.4L V8 454 CID | 1973 | | 22045 |
| 7.4L V8 7441cc 454 CID | 1973 | | 22045 |
| P20 | | | |
| 4.8L L6 292 CID | 1982 | Base, Step-Van | 22043 |
| 4.8L L6 292 CID | 1985 | Step-Van; Code CM,FC,HD,KC | 22045 |
| 4.8L L6 292 CID | 1985 | Step-Van; Code DM,GZ | 22045 |
| 4.8L L6 292 CID | 1980-1989 | Base, Step-Van | 22045 |
| 4.8L L6 292 CID | 1983-1984 | Base, Step-Van; Exc.Heavy Duty Cooling | 22043 |
| 4.8L L6 292 CID | 1983-1984 | Base, Step-Van; Heavy Duty Cooling | 22049 |
| 4.8L L6 292 CID | 1985-1986 | Base; Code CM,FC,HD,KC | 22045 |
| 4.8L L6 292 CID | 1985-1986 | Base; Code DM,GZ | 22045 |
| 5.7L V8 350 CID | 1987 | Base | 22045 |
| 5.7L V8 350 CID | 1987 | Step-Van | 22045 |
| 5.7L V8 350 CID | 1988 | Base, Step-Van; Code CM,FC,HD,KC | 22045 |
| 5.7L V8 350 CID | 1980-1981 | Base, Step-Van | 22045 |
| 5.7L V8 350 CID | 1982-1984 | Base, Step-Van | 22049 |
| 5.7L V8 350 CID | 1985-1987 | Base; Code CM,FC,HD,KC | 22045 |
| 5.7L V8 350 CID | 1985-1987 | Base; Code DM,GZ | 22045 |
| 5.7L V8 350 CID | 1985-1987 | Step-Van; Code CM,FC,HD,KC | 22045 |
| 5.7L V8 350 CID | 1985-1987 | Step-Van; Code DM,GZ | 22045 |
| 5.7L V8 350 CID | 1988-1989 | Base, Step-Van; Code DM,GZ | 22045 |
| 6.2L V8 379 CID | 1982-1989 | Base | 22052 |
| 6.2L V8 379 CID | 1982-1989 | Step-Van | 22052 |
| P20 VAN | | | |
| 3.8L L6 3770cc 230 CID | 1963-1965 | | 21049 |

| Engine | Years | Application | USMW |
|--------------------------|-----------|--|-------|
| CHEVROLET (CONT.) | | | |
| P20 VAN (CONT.) | | | |
| 4.1L L6 4098cc 250 CID | 1966-1974 | | 21049 |
| 4.6L V8 4663cc 283 CID | 1962-1974 | | 21049 |
| 4.8L L6 292 CID | 1968-1974 | | 22045 |
| 4.8L L6 4785cc 292 CID | 1975-1979 | | 22045 |
| 4.8L L6 4786cc 292 CID | 1964-1967 | | 21049 |
| 4.8L L6 4786cc 292 CID | 1973-1974 | | 22045 |
| 5.0L V8 307 CID | 1968-1969 | | 22045 |
| 5.7L V8 350 CID | 1970-1974 | | 22045 |
| 5.7L V8 5736cc 350 CID | 1975-1979 | | 22045 |
| 5.7L V8 5737cc 350 CID | 1974 | | 22045 |
| 7.4L V8 454 CID | 1970-1971 | | 22045 |
| 7.4L V8 7441cc 454 CID | 1970-1971 | | 22045 |
| 7.4L V8 7441cc 454 CID | 1976-1979 | | 22045 |
| P30 | | | |
| 4.3L V6 262 CID | 1990 | Step-Van | 22051 |
| 4.3L V6 262 CID | 1990-1995 | Base | 22051 |
| 4.3L V6 262 CID | 1996-1999 | Base | 22158 |
| 4.8L L6 292 CID | 1982 | Base, Step-Van | 22043 |
| 4.8L L6 292 CID | 1985 | Step-Van; Code CM,FC,HD,KC | 22045 |
| 4.8L L6 292 CID | 1985 | Step-Van; Code DM,GZ | 22045 |
| 4.8L L6 292 CID | 1975-1979 | | 22045 |
| 4.8L L6 292 CID | 1980-1989 | Base, Step-Van | 22045 |
| 4.8L L6 292 CID | 1983-1984 | Base, Step-Van; Exc.Heavy Duty Cooling | 22043 |
| 4.8L L6 292 CID | 1983-1984 | Base, Step-Van; Heavy Duty Cooling | 22049 |
| 4.8L L6 292 CID | 1985-1986 | Base; Code CM,FC,HD,KC | 22045 |
| 4.8L L6 292 CID | 1985-1986 | Base; Code DM,GZ | 22045 |
| 5.7L V8 350 CID | 1989 | Base, Step-Van; Code CM,FC,HD,KC | 22045 |
| 5.7L V8 350 CID | 1990 | Step-Van; Code HD | 22045 |
| 5.7L V8 350 CID | 1975-1979 | | 22045 |
| 5.7L V8 350 CID | 1980-1981 | Base, Step-Van | 22045 |
| 5.7L V8 350 CID | 1982-1984 | Base, Step-Van; Code CM,FC | 22049 |
| 5.7L V8 350 CID | 1982-1984 | Base, Step-Van; Code DU | 22045 |
| 5.7L V8 350 CID | 1985-1988 | Base; Code CM,FC,HD,KC | 22045 |
| 5.7L V8 350 CID | 1985-1988 | Step-Van; Code CM,FC,HD,KC | 22045 |
| 5.7L V8 350 CID | 1985-1990 | Step-Van; Code DM,GZ | 22045 |
| 5.7L V8 350 CID | 1985-1996 | Base; Code DM,GZ | 22045 |
| 5.7L V8 350 CID | 1987-1988 | Base | 22045 |
| 5.7L V8 350 CID | 1987-1988 | Step-Van | 22045 |
| 5.7L V8 350 CID | 1990-1993 | Base; Code HD | 22045 |
| 5.7L V8 350 CID | 1996-1999 | Base | 22173 |
| 6.2L V8 379 CID | 1982-1990 | Step-Van | 22052 |
| 6.2L V8 379 CID | 1982-1993 | Base | 22052 |
| 6.5L V8 395 CID | 1999 | Base; Turbocharged | 22613 |
| 6.5L V8 395 CID | 1994-1998 | Base; Turbocharged | 22605 |
| 6.5L V8 395 CID | 1994-1999 | Base; Naturally Aspirated | 22154 |
| 7.4L V8 454 CID | 1981 | Base; Code DU | 22045 |
| 7.4L V8 454 CID | 1981 | Base; Spring Code-DA | 22045 |
| 7.4L V8 454 CID | 1981 | Step-Van; Code DU | 22045 |
| 7.4L V8 454 CID | 1981 | Step-Van; Spring Code-DA | 22045 |
| 7.4L V8 454 CID | 1985 | Base, Step-Van; Code CM,FC,HD,KC | 22045 |
| 7.4L V8 454 CID | 1990 | Step-Van; Code RL | 22045 |
| 7.4L V8 454 CID | 1975-1979 | | 22045 |
| 7.4L V8 454 CID | 1980-1984 | Base, Step-Van | 22045 |
| 7.4L V8 454 CID | 1985-1989 | Base; Code FD,HW,RL | 22045 |
| 7.4L V8 454 CID | 1985-1989 | Step-Van; Code FD,HW,RL | 22045 |
| 7.4L V8 454 CID | 1985-1990 | Step-Van; Code GY | 22045 |
| 7.4L V8 454 CID | 1985-1995 | Base; Code GY | 22045 |
| 7.4L V8 454 CID | 1990-1993 | Base; Code RL | 22045 |
| 7.4L V8 454 CID | 1994-1995 | Base; Code HJ,RL | 22045 |
| 7.4L V8 454 CID | 1996-1997 | Base | 22045 |
| 7.4L V8 454 CID | 1996-1999 | Base | 22145 |
| P30 VAN | | | |
| 3.8L L6 3770cc 230 CID | 1963-1965 | | 21049 |
| 3.9L L4 3917cc 239 CID | 1990-1991 | | 22145 |
| 4.1L L6 4098cc 250 CID | 1966-1979 | | 21049 |
| 4.6L V8 4663cc 283 CID | 1962-1979 | | 21049 |

| Engine | Years | Application | USMW |
|------------------------|-----------|--|-------|
| 4.8L L6 292 CID | 1968-1974 | | 22045 |
| 4.8L L6 4786cc 292 CID | 1974 | | 22043 |
| 4.8L L6 4786cc 292 CID | 1964-1967 | | 22045 |
| 5.0L V8 307 CID | 1968-1969 | | 22045 |
| 5.7L V8 350 CID | 1970-1974 | | 22045 |
| 5.7L V8 5737cc 350 CID | 1974 | | 22045 |
| 6.6L V8 6556cc 400 CID | 1972-1976 | | 21049 |
| 7.4L V8 454 CID | 1970-1974 | | 22045 |
| 7.4L V8 7441cc 454 CID | 1970-1974 | | 22045 |
| P31 VAN (MEX) | | | |
| 5.7L V8 5737cc CID | 1991-1999 | | 22162 |
| R10 | | | |
| 4.3L V6 262 CID | 1987 | Custom Deluxe, Scottsdale, Silverado; Code DM,GZ | 22045 |
| 4.3L V6 262 CID | 1987 | Custom Deluxe, Scottsdale, Silverado; Spring Code-DA | 22049 |
| 5.0L V8 305 CID | 1987 | Custom Deluxe, Scottsdale, Silverado; Spring Code-DA | 22049 |
| 5.0L V8 305 CID | 1987 | Custom Deluxe; Code CM,FC,HD,KC | 22045 |
| 5.0L V8 305 CID | 1987 | Custom Deluxe; Code DB | 22045 |
| 5.0L V8 305 CID | 1987 | Custom Deluxe; Code DM,GZ | 22045 |
| 5.0L V8 305 CID | 1987 | Scottsdale; Code CM,FC,HD,KC | 22045 |
| 5.0L V8 305 CID | 1987 | Scottsdale; Code DB | 22045 |
| 5.0L V8 305 CID | 1987 | Scottsdale; Code DM,GZ | 22045 |
| 5.0L V8 305 CID | 1987 | Silverado; Code CM,FC,HD,KC | 22045 |
| 5.0L V8 305 CID | 1987 | Silverado; Code DB | 22045 |
| 5.0L V8 305 CID | 1987 | Silverado; Code DM,GZ | 22045 |
| 5.7L V8 350 CID | 1987 | Custom Deluxe, Scottsdale, Silverado; Spring Code-DA | 22049 |
| 5.7L V8 350 CID | 1987 | Custom Deluxe; Code CM,FC,HD,KC | 22045 |
| 5.7L V8 350 CID | 1987 | Custom Deluxe; Code DB | 22045 |
| 5.7L V8 350 CID | 1987 | Custom Deluxe; Code DM,GZ | 22045 |
| 5.7L V8 350 CID | 1987 | Scottsdale; Code CM,FC,HD,KC | 22045 |
| 5.7L V8 350 CID | 1987 | Scottsdale; Code DB | 22045 |
| 5.7L V8 350 CID | 1987 | Scottsdale; Code DM,GZ | 22045 |
| 5.7L V8 350 CID | 1987 | Silverado; Code CM,FC,HD,KC | 22045 |
| 5.7L V8 350 CID | 1987 | Silverado; Code DB | 22045 |
| 5.7L V8 350 CID | 1987 | Silverado; Code DM,GZ | 22045 |
| 6.2L V8 379 CID | 1987 | Custom Deluxe, Scottsdale, Silverado | 22052 |
| R10 SUBURBAN | | | |
| 5.0L V8 305 CID | 1987 | Custom Deluxe, Scottsdale, Silverado; Spring Code-DA | 22049 |
| 5.0L V8 305 CID | 1987 | Custom Deluxe; Code CM,FC,HD,KC | 22045 |
| 5.0L V8 305 CID | 1987 | Custom Deluxe; Code DB | 22045 |
| 5.0L V8 305 CID | 1987 | Custom Deluxe; Code DM,GZ | 22045 |
| 5.0L V8 305 CID | 1987 | Scottsdale; Code CM,FC,HD,KC | 22045 |
| 5.0L V8 305 CID | 1987 | Scottsdale; Code DB | 22045 |
| 5.0L V8 305 CID | 1987 | Scottsdale; Code DM,GZ | 22045 |
| 5.0L V8 305 CID | 1987 | Silverado; Code CM,FC,HD,KC | 22045 |
| 5.0L V8 305 CID | 1987 | Silverado; Code DB | 22045 |
| 5.0L V8 305 CID | 1987 | Silverado; Code DM,GZ | 22045 |
| 5.7L V8 350 CID | 1987 | Custom Deluxe; Code CM,FC,HD,KC | 22045 |
| 5.7L V8 350 CID | 1987 | Custom Deluxe; Code DB | 22045 |
| 5.7L V8 350 CID | 1987 | Custom Deluxe; Code DM,GZ | 22045 |
| 5.7L V8 350 CID | 1987 | Custom Deluxe; Spring Code-DA | 22049 |
| 5.7L V8 350 CID | 1988 | Scottsdale, Silverado; Code DK | 22045 |
| 5.7L V8 350 CID | 1987-1988 | Scottsdale, Silverado; Spring Code-DA | 22049 |
| 5.7L V8 350 CID | 1987-1988 | Scottsdale; Code CM,FC,HD,KC | 22045 |
| 5.7L V8 350 CID | 1987-1988 | Scottsdale; Code DB | 22045 |
| 5.7L V8 350 CID | 1987-1988 | Scottsdale; Code DM,GZ | 22045 |
| 5.7L V8 350 CID | 1987-1988 | Silverado; Code CM,FC,HD,KC | 22045 |
| 5.7L V8 350 CID | 1987-1988 | Silverado; Code DB | 22045 |
| 5.7L V8 350 CID | 1987-1988 | Silverado; Code DM,GZ | 22045 |
| 6.2L V8 379 CID | 1987 | Custom Deluxe; Code ABC,AW | 22052 |
| 6.2L V8 379 CID | 1987 | Custom Deluxe; Code ABC,DT | 22052 |
| 6.2L V8 379 CID | 1987 | Custom Deluxe; Code AW,HT | 22052 |
| 6.2L V8 379 CID | 1987 | Scottsdale, Silverado; Code ABC,AW | 22052 |
| 6.2L V8 379 CID | 1987-1988 | Scottsdale; Code ABC,DT | 22052 |
| 6.2L V8 379 CID | 1987-1988 | Scottsdale; Code AW,HT | 22052 |

| Engine | Years | Application | USMW |
|-----------------------------|-----------|--|-------|
| CHEVROLET (CONT.) | | | |
| R10 SUBURBAN (CONT.) | | | |
| 6.2L V8 379 CID | 1987-1988 | Silverado; Code ABC,DT | 22052 |
| 6.2L V8 379 CID | 1987-1988 | Silverado; Code AW,HT | 22052 |
| R1500 SUBURBAN | | | |
| 5.7L V8 350 CID | 1989 | Scottsdale; Code DB | 22045 |
| 5.7L V8 350 CID | 1989 | Scottsdale; Code DK | 22045 |
| 5.7L V8 350 CID | 1989 | Scottsdale; Code DM,GZ | 22045 |
| 5.7L V8 350 CID | 1989 | Silverado; Code DB | 22045 |
| 5.7L V8 350 CID | 1989 | Silverado; Code DK | 22045 |
| 5.7L V8 350 CID | 1989 | Silverado; Code DM,GZ | 22045 |
| 5.7L V8 350 CID | 1989-1991 | Scottsdale, Silverado; Code DE,GB,HS | 22145 |
| 5.7L V8 350 CID | 1989-1991 | Scottsdale, Silverado; Code GG | 22153 |
| 5.7L V8 350 CID | 1989-1991 | Scottsdale, Silverado; Code HK,HL | 22140 |
| 6.2L V8 379 CID | 1989-1991 | Scottsdale; Code ABC,DT | 22052 |
| 6.2L V8 379 CID | 1989-1991 | Scottsdale; Code AW,HT | 22052 |
| 6.2L V8 379 CID | 1989-1991 | Silverado; Code ABC,DT | 22052 |
| 6.2L V8 379 CID | 1989-1991 | Silverado; Code AW,HT | 22052 |
| R20 | | | |
| 4.3L V6 262 CID | 1987 | Custom Deluxe, Scottsdale, Silverado; Code DM,GZ | 22045 |
| 4.3L V6 262 CID | 1987 | Custom Deluxe, Scottsdale, Silverado; Spring Code-DA | 22049 |
| 4.8L L6 292 CID | 1988 | Cheyenne | 22045 |
| 4.8L L6 292 CID | 1987-1988 | Custom Deluxe, Scottsdale, Silverado | 22045 |
| 5.0L V8 305 CID | 1987 | Custom Deluxe, Scottsdale, Silverado; Spring Code-DA | 22049 |
| 5.0L V8 305 CID | 1987 | Custom Deluxe; Code CM,FC,HD,KC | 22045 |
| 5.0L V8 305 CID | 1987 | Custom Deluxe; Code DB | 22045 |
| 5.0L V8 305 CID | 1987 | Custom Deluxe; Code DM,GZ | 22045 |
| 5.0L V8 305 CID | 1987 | Scottsdale; Code CM,FC,HD,KC | 22045 |
| 5.0L V8 305 CID | 1987 | Scottsdale; Code DB | 22045 |
| 5.0L V8 305 CID | 1987 | Scottsdale; Code DM,GZ | 22045 |
| 5.0L V8 305 CID | 1987 | Silverado; Code CM,FC,HD,KC | 22045 |
| 5.0L V8 305 CID | 1987 | Silverado; Code DB | 22045 |
| 5.0L V8 305 CID | 1987 | Silverado; Code DM,GZ | 22045 |
| 5.7L V8 350 CID | 1988 | Cheyenne; Code CM,FC,HD,KC | 22045 |
| 5.7L V8 350 CID | 1988 | Cheyenne; Code DB | 22045 |
| 5.7L V8 350 CID | 1988 | Cheyenne; Code DK | 22045 |
| 5.7L V8 350 CID | 1988 | Cheyenne; Code DM,GZ | 22045 |
| 5.7L V8 350 CID | 1988 | Cheyenne; Spring Code-DA | 22049 |
| 5.7L V8 350 CID | 1987-1988 | Custom Deluxe, Scottsdale, Silverado; Spring Code-DA | 22049 |
| 5.7L V8 350 CID | 1987-1988 | Custom Deluxe; Code CM,FC,HD,KC | 22045 |
| 5.7L V8 350 CID | 1987-1988 | Custom Deluxe; Code DB | 22045 |
| 5.7L V8 350 CID | 1987-1988 | Custom Deluxe; Code DK | 22045 |
| 5.7L V8 350 CID | 1987-1988 | Custom Deluxe; Code DM,GZ | 22045 |
| 5.7L V8 350 CID | 1987-1988 | Scottsdale; Code CM,FC,HD,KC | 22045 |
| 5.7L V8 350 CID | 1987-1988 | Scottsdale; Code DB | 22045 |
| 5.7L V8 350 CID | 1987-1988 | Scottsdale; Code DK | 22045 |
| 5.7L V8 350 CID | 1987-1988 | Scottsdale; Code DM,GZ | 22045 |
| 5.7L V8 350 CID | 1987-1988 | Silverado; Code CM,FC,HD,KC | 22045 |
| 5.7L V8 350 CID | 1987-1988 | Silverado; Code DB | 22045 |
| 5.7L V8 350 CID | 1987-1988 | Silverado; Code DK | 22045 |
| 5.7L V8 350 CID | 1987-1988 | Silverado; Code DM,GZ | 22045 |
| 6.2L V8 379 CID | 1987 | Custom Deluxe, Scottsdale, Silverado | 22052 |
| 6.2L V8 379 CID | 1988 | Cheyenne, Scottsdale, Silverado | 22052 |
| 6.2L V8 379 CID | 1987-1988 | Custom Deluxe | 22052 |
| 7.4L V8 454 CID | 1988 | Cheyenne; Code DK | 22045 |
| 7.4L V8 454 CID | 1988 | Cheyenne; Code DM,GZ | 22045 |
| 7.4L V8 454 CID | 1988 | Cheyenne; Code FD | 22045 |
| 7.4L V8 454 CID | 1988 | Cheyenne; Code GD,HN | 22145 |
| 7.4L V8 454 CID | 1988 | Cheyenne; Code GR,HG,HZ,JW | 22145 |
| 7.4L V8 454 CID | 1988 | Custom Deluxe; Code GD,HN | 22145 |
| 7.4L V8 454 CID | 1988 | Custom Deluxe; Code GR,HG,HZ,JW | 22145 |
| 7.4L V8 454 CID | 1988 | Scottsdale; Code GD,HN | 22145 |
| 7.4L V8 454 CID | 1988 | Scottsdale; Code GR,HG,HZ,JW | 22145 |
| 7.4L V8 454 CID | 1988 | Silverado; Code GD,HN | 22145 |

| Engine | Years | Application | USMW |
|---------------------|-----------|---------------------------------------|-------|
| 7.4L V8 454 CID | 1988 | Silverado; Code GR,HG,HZ,JW | 22145 |
| 7.4L V8 454 CID | 1987-1988 | Custom Deluxe; Code DK | 22045 |
| 7.4L V8 454 CID | 1987-1988 | Custom Deluxe; Code DM,GZ | 22045 |
| 7.4L V8 454 CID | 1987-1988 | Custom Deluxe; Code FD | 22045 |
| 7.4L V8 454 CID | 1987-1988 | Scottsdale; Code DK | 22045 |
| 7.4L V8 454 CID | 1987-1988 | Scottsdale; Code DM,GZ | 22045 |
| 7.4L V8 454 CID | 1987-1988 | Scottsdale; Code FD | 22045 |
| 7.4L V8 454 CID | 1987-1988 | Silverado; Code DK | 22045 |
| 7.4L V8 454 CID | 1987-1988 | Silverado; Code DM,GZ | 22045 |
| 7.4L V8 454 CID | 1987-1988 | Silverado; Code FD | 22045 |
| R20 SUBURBAN | | | |
| 5.7L V8 350 CID | 1987 | Custom Deluxe; Code CM,FC,HD,KC | 22045 |
| 5.7L V8 350 CID | 1987 | Custom Deluxe; Code DB | 22045 |
| 5.7L V8 350 CID | 1987 | Custom Deluxe; Code DK | 22045 |
| 5.7L V8 350 CID | 1987 | Custom Deluxe; Code DM,GZ | 22045 |
| 5.7L V8 350 CID | 1987 | Custom Deluxe; Spring Code-DA | 22049 |
| 5.7L V8 350 CID | 1987-1988 | Scottsdale, Silverado; Spring Code-DA | 22049 |
| 5.7L V8 350 CID | 1987-1988 | Scottsdale; Code CM,FC,HD,KC | 22045 |
| 5.7L V8 350 CID | 1987-1988 | Scottsdale; Code DB | 22045 |
| 5.7L V8 350 CID | 1987-1988 | Scottsdale; Code DM,GZ | 22045 |
| 5.7L V8 350 CID | 1987-1988 | Silverado; Code CM,FC,HD,KC | 22045 |
| 5.7L V8 350 CID | 1987-1988 | Silverado; Code DB | 22045 |
| 5.7L V8 350 CID | 1987-1988 | Silverado; Code CM,FC,HD,KC | 22045 |
| 5.7L V8 350 CID | 1987-1988 | Silverado; Code DM,GZ | 22045 |
| 6.2L V8 379 CID | 1987 | Custom Deluxe; Code ABC,DT | 22052 |
| 6.2L V8 379 CID | 1987 | Custom Deluxe; Code AW,HT | 22052 |
| 6.2L V8 379 CID | 1987-1988 | Scottsdale; Code ABC,DT | 22052 |
| 6.2L V8 379 CID | 1987-1988 | Scottsdale; Code AW,HT | 22052 |
| 6.2L V8 379 CID | 1987-1988 | Silverado; Code ABC,DT | 22052 |
| 6.2L V8 379 CID | 1987-1988 | Silverado; Code AW,HT | 22052 |
| 7.4L V8 454 CID | 1987 | Custom Deluxe; Code DK | 22045 |
| 7.4L V8 454 CID | 1987 | Custom Deluxe; Code DM,GZ | 22045 |
| 7.4L V8 454 CID | 1987 | Custom Deluxe; Code FD | 22045 |
| 7.4L V8 454 CID | 1988 | Scottsdale; Code GD,HN | 22145 |
| 7.4L V8 454 CID | 1988 | Scottsdale; Code GR,HG,HZ,JW | 22145 |
| 7.4L V8 454 CID | 1988 | Silverado; Code GD,HN | 22145 |
| 7.4L V8 454 CID | 1988 | Silverado; Code GR,HG,HZ,JW | 22145 |
| 7.4L V8 454 CID | 1987-1988 | Scottsdale; Code DK | 22045 |
| 7.4L V8 454 CID | 1987-1988 | Scottsdale; Code DM,GZ | 22045 |
| 7.4L V8 454 CID | 1987-1988 | Scottsdale; Code FD | 22045 |
| 7.4L V8 454 CID | 1987-1988 | Silverado; Code DK | 22045 |
| 7.4L V8 454 CID | 1987-1988 | Silverado; Code DM,GZ | 22045 |
| 7.4L V8 454 CID | 1987-1988 | Silverado; Code FD | 22045 |
| R2500 | | | |
| 5.7L V8 350 CID | 1989 | Silverado; Code DB | 22045 |
| 5.7L V8 350 CID | 1989 | Silverado; Code DE,GB,HS | 22145 |
| 5.7L V8 350 CID | 1989 | Silverado; Code DK | 22045 |
| 5.7L V8 350 CID | 1989 | Silverado; Code DM,GZ | 22045 |
| 5.7L V8 350 CID | 1989 | Silverado; Code GG | 22153 |
| 5.7L V8 350 CID | 1989 | Silverado; Code HK,HL | 22140 |
| 5.7L V8 350 CID | 1989 | Silverado; Spring Code-DA | 22049 |
| 6.2L V8 379 CID | 1989 | Cheyenne; Code ABC,DT | 22052 |
| 6.2L V8 379 CID | 1989 | Cheyenne; Code AW,HT | 22052 |
| 6.2L V8 379 CID | 1989 | Scottsdale; Code ABC,DT | 22052 |
| 6.2L V8 379 CID | 1989 | Scottsdale; Code AW,HT | 22052 |
| 6.2L V8 379 CID | 1989 | Silverado; Code ABC,DT | 22052 |
| 6.2L V8 379 CID | 1989 | Silverado; Code AW,HT | 22052 |
| 7.4L V8 454 CID | 1989 | Cheyenne; Code DK | 22045 |
| 7.4L V8 454 CID | 1989 | Cheyenne; Code DM,GZ | 22045 |
| 7.4L V8 454 CID | 1989 | Cheyenne; Code GD,HN | 22145 |
| 7.4L V8 454 CID | 1989 | Cheyenne; Code GR,HG,HZ,JW | 22145 |
| 7.4L V8 454 CID | 1989 | Cheyenne; Code NB | 22045 |
| 7.4L V8 454 CID | 1989 | Cheyenne; Code NC | 22045 |
| 7.4L V8 454 CID | 1989 | Cheyenne; Code ND | 22045 |
| 7.4L V8 454 CID | 1989 | Scottsdale; Code DK | 22045 |
| 7.4L V8 454 CID | 1989 | Scottsdale; Code DM,GZ | 22045 |
| 7.4L V8 454 CID | 1989 | Scottsdale; Code GD,HN | 22145 |
| 7.4L V8 454 CID | 1989 | Scottsdale; Code GR,HG,HZ,JW | 22145 |

| Engine | Years | Application | USMW |
|--------------------------|-----------|--|-------|
| CHEVROLET (CONT.) | | | |
| R2500 (CONT.) | | | |
| 7.4L V8 454 CID | 1989 | Scottsdale; Code NB | 22045 |
| 7.4L V8 454 CID | 1989 | Scottsdale; Code NC | 22045 |
| 7.4L V8 454 CID | 1989 | Scottsdale; Code ND | 22045 |
| 7.4L V8 454 CID | 1989 | Silverado; Code DK | 22045 |
| 7.4L V8 454 CID | 1989 | Silverado; Code DM,GZ | 22045 |
| 7.4L V8 454 CID | 1989 | Silverado; Code GD,HN | 22145 |
| 7.4L V8 454 CID | 1989 | Silverado; Code GR,HG,HZ,JW | 22145 |
| 7.4L V8 454 CID | 1989 | Silverado; Code NB | 22045 |
| 7.4L V8 454 CID | 1989 | Silverado; Code NC | 22045 |
| 7.4L V8 454 CID | 1989 | Silverado; Code ND | 22045 |
| R2500 SUBURBAN | | | |
| 5.7L V8 350 CID | 1989 | Scottsdale, Silverado; Code DM,GZ | 22045 |
| 5.7L V8 350 CID | 1989-1990 | Scottsdale, Silverado; Spring Code-DA | 22049 |
| 5.7L V8 350 CID | 1989-1990 | Scottsdale; Code DB | 22045 |
| 5.7L V8 350 CID | 1989-1990 | Scottsdale; Code DK | 22045 |
| 5.7L V8 350 CID | 1989-1990 | Silverado; Code DB | 22045 |
| 5.7L V8 350 CID | 1989-1990 | Silverado; Code DK | 22045 |
| 5.7L V8 350 CID | 1989-1991 | Scottsdale, Silverado; Code DE,GB,HS | 22145 |
| 5.7L V8 350 CID | 1989-1991 | Scottsdale, Silverado; Code GG | 22153 |
| 5.7L V8 350 CID | 1989-1991 | Scottsdale, Silverado; Code HK,HL | 22140 |
| 6.2L V8 379 CID | 1989-1991 | Scottsdale; Code ABC,DT | 22052 |
| 6.2L V8 379 CID | 1989-1991 | Scottsdale; Code AW,HT | 22052 |
| 6.2L V8 379 CID | 1989-1991 | Silverado; Code ABC,DT | 22052 |
| 6.2L V8 379 CID | 1989-1991 | Silverado; Code AW,HT | 22052 |
| 7.4L V8 454 CID | 1989 | Scottsdale; Code DK | 22045 |
| 7.4L V8 454 CID | 1989 | Scottsdale; Code DM,GZ | 22045 |
| 7.4L V8 454 CID | 1989 | Silverado; Code DK | 22045 |
| 7.4L V8 454 CID | 1989 | Silverado; Code DM,GZ | 22045 |
| 7.4L V8 454 CID | 1989-1990 | Scottsdale; Code NB | 22045 |
| 7.4L V8 454 CID | 1989-1990 | Scottsdale; Code NC | 22045 |
| 7.4L V8 454 CID | 1989-1990 | Silverado; Code NB | 22045 |
| 7.4L V8 454 CID | 1989-1990 | Silverado; Code NC | 22045 |
| 7.4L V8 454 CID | 1989-1991 | Scottsdale, Silverado; Code ND | 22045 |
| 7.4L V8 454 CID | 1989-1991 | Scottsdale; Code GD,HN | 22145 |
| 7.4L V8 454 CID | 1989-1991 | Scottsdale; Code GR,HG,HZ,JW | 22145 |
| 7.4L V8 454 CID | 1989-1991 | Silverado; Code GD,HN | 22145 |
| 7.4L V8 454 CID | 1989-1991 | Silverado; Code GR,HG,HZ,JW | 22145 |
| R30 | | | |
| 4.8L L6 292 CID | 1988 | Cheyenne | 22045 |
| 4.8L L6 292 CID | 1987-1988 | Custom Deluxe, Scottsdale, Silverado | 22045 |
| 5.7L V8 350 CID | 1988 | Cheyenne, Custom Deluxe, Scottsdale, Silverado; Code DM,GZ | 22045 |
| 5.7L V8 350 CID | 1988 | Cheyenne; Code DB | 22045 |
| 5.7L V8 350 CID | 1988 | Cheyenne; Code DK | 22045 |
| 5.7L V8 350 CID | 1988 | Cheyenne; Spring Code-DA | 22049 |
| 5.7L V8 350 CID | 1987-1988 | Custom Deluxe, Scottsdale, Silverado; Spring Code-DA | 22049 |
| 5.7L V8 350 CID | 1987-1988 | Custom Deluxe; Code DB | 22045 |
| 5.7L V8 350 CID | 1987-1988 | Custom Deluxe; Code DK | 22045 |
| 5.7L V8 350 CID | 1987-1988 | Custom Deluxe; Code DM,GZ | 22045 |
| 5.7L V8 350 CID | 1987-1988 | Scottsdale; Code DB | 22045 |
| 5.7L V8 350 CID | 1987-1988 | Scottsdale; Code DK | 22045 |
| 5.7L V8 350 CID | 1987-1988 | Scottsdale; Code DM,GZ | 22045 |
| 5.7L V8 350 CID | 1987-1988 | Silverado; Code DB | 22045 |
| 5.7L V8 350 CID | 1987-1988 | Silverado; Code DK | 22045 |
| 5.7L V8 350 CID | 1987-1988 | Silverado; Code DM,GZ | 22045 |
| 6.2L V8 379 CID | 1988 | Cheyenne; Code ABC,DT | 22052 |
| 6.2L V8 379 CID | 1988 | Cheyenne; Code AW,HT | 22052 |
| 6.2L V8 379 CID | 1987-1988 | Custom Deluxe; Code ABC,DT | 22052 |
| 6.2L V8 379 CID | 1987-1988 | Custom Deluxe; Code AW,HT | 22052 |
| 6.2L V8 379 CID | 1987-1988 | Scottsdale; Code ABC,DT | 22052 |
| 6.2L V8 379 CID | 1987-1988 | Scottsdale; Code AW,HT | 22052 |
| 6.2L V8 379 CID | 1987-1988 | Silverado; Code ABC,DT | 22052 |
| 6.2L V8 379 CID | 1987-1988 | Silverado; Code AW,HT | 22052 |
| 7.4L V8 454 CID | 1987 | Custom Deluxe, Scottsdale, Silverado | 22045 |

| Engine | Years | Application | USMW |
|------------------------|-----------|--|-------|
| 7.4L V8 454 CID | 1988 | Cheyenne, Custom Deluxe, Scottsdale, Silverado; Code GD,HN | 22145 |
| 7.4L V8 454 CID | 1988 | Cheyenne; Code DK | 22045 |
| 7.4L V8 454 CID | 1988 | Cheyenne; Code DM,GZ | 22045 |
| 7.4L V8 454 CID | 1988 | Cheyenne; Code FD | 22045 |
| 7.4L V8 454 CID | 1987-1988 | Custom Deluxe; Code DK | 22045 |
| 7.4L V8 454 CID | 1987-1988 | Custom Deluxe; Code DM,GZ | 22045 |
| 7.4L V8 454 CID | 1987-1988 | Custom Deluxe; Code FD | 22045 |
| 7.4L V8 454 CID | 1987-1988 | Scottsdale; Code DK | 22045 |
| 7.4L V8 454 CID | 1987-1988 | Scottsdale; Code DM,GZ | 22045 |
| 7.4L V8 454 CID | 1987-1988 | Scottsdale; Code FD | 22045 |
| 7.4L V8 454 CID | 1987-1988 | Silverado; Code DK | 22045 |
| 7.4L V8 454 CID | 1987-1988 | Silverado; Code DM,GZ | 22045 |
| 7.4L V8 454 CID | 1987-1988 | Silverado; Code FD | 22045 |
| R3500 | | | |
| 5.7L V8 350 CID | 1989-1990 | Scottsdale; Code DB | 22045 |
| 5.7L V8 350 CID | 1989-1990 | Scottsdale; Code DK | 22045 |
| 5.7L V8 350 CID | 1989-1990 | Scottsdale; Code DM,GZ | 22045 |
| 5.7L V8 350 CID | 1989-1990 | Scottsdale; Spring Code-DA | 22049 |
| 5.7L V8 350 CID | 1989-1991 | Cheyenne, Silverado; Spring Code-DA | 22049 |
| 5.7L V8 350 CID | 1989-1991 | Cheyenne; Code DB | 22045 |
| 5.7L V8 350 CID | 1989-1991 | Cheyenne; Code DK | 22045 |
| 5.7L V8 350 CID | 1989-1991 | Cheyenne; Code DM,GZ | 22045 |
| 5.7L V8 350 CID | 1989-1991 | Silverado; Code DB | 22045 |
| 5.7L V8 350 CID | 1989-1991 | Silverado; Code DK | 22045 |
| 5.7L V8 350 CID | 1989-1991 | Silverado; Code DM,GZ | 22045 |
| 6.2L V8 379 CID | 1989-1990 | Scottsdale; Code ABC,DT | 22052 |
| 6.2L V8 379 CID | 1989-1990 | Scottsdale; Code AW,HT | 22052 |
| 6.2L V8 379 CID | 1989-1991 | Cheyenne; Code ABC,DT | 22052 |
| 6.2L V8 379 CID | 1989-1991 | Cheyenne; Code AW,HT | 22052 |
| 6.2L V8 379 CID | 1989-1991 | Silverado; Code ABC,DT | 22052 |
| 6.2L V8 379 CID | 1989-1991 | Silverado; Code AW,HT | 22052 |
| 7.4L V8 454 CID | 1989 | Cheyenne; Code DK | 22045 |
| 7.4L V8 454 CID | 1989 | Cheyenne; Code DM,GZ | 22045 |
| 7.4L V8 454 CID | 1989 | Scottsdale; Code DK | 22045 |
| 7.4L V8 454 CID | 1989 | Scottsdale; Code DM,GZ | 22045 |
| 7.4L V8 454 CID | 1989 | Silverado; Code DK | 22045 |
| 7.4L V8 454 CID | 1989 | Silverado; Code DM,GZ | 22045 |
| 7.4L V8 454 CID | 1990 | Scottsdale; Code GD,HN | 22145 |
| 7.4L V8 454 CID | 1990 | Scottsdale; Code ND | 22045 |
| 7.4L V8 454 CID | 1989-1990 | Scottsdale; Code NB | 22045 |
| 7.4L V8 454 CID | 1989-1990 | Scottsdale; Code NC | 22045 |
| 7.4L V8 454 CID | 1989-1991 | Cheyenne; Code NB | 22045 |
| 7.4L V8 454 CID | 1989-1991 | Cheyenne; Code NC | 22045 |
| 7.4L V8 454 CID | 1989-1991 | Silverado; Code NB | 22045 |
| 7.4L V8 454 CID | 1989-1991 | Silverado; Code NC | 22045 |
| 7.4L V8 454 CID | 1990-1991 | Cheyenne, Silverado; Code GD,HN | 22145 |
| 7.4L V8 454 CID | 1990-1991 | Cheyenne; Code ND | 22045 |
| 7.4L V8 454 CID | 1990-1991 | Silverado; Code ND | 22045 |
| S10 | | | |
| 1.9L L4 119 CID | 1984 | Base, Durango, Sport, Tahoe; Code CCR | 22048 |
| 1.9L L4 119 CID | 1984 | Base, Durango, Sport, Tahoe; Code KB | 22013 |
| 1.9L L4 119 CID | 1985 | Base, Durango, Sport, Tahoe | 22013 |
| 1.9L L4 119 CID | 1982-1983 | Base, Durango, Sport, Tahoe | 22048 |
| 2.0L L4 122 CID | 1983 | Base, Durango, Sport, Tahoe | 22048 |
| 2.0L L4 122 CID | 1984 | Base, Durango, Sport, Tahoe; Code CCR | 22048 |
| 2.0L L4 122 CID | 1984 | Base, Durango, Sport, Tahoe; Code KB | 22013 |
| 2.2L L4 134 CID | 1983-1985 | Base, Durango, Sport, Tahoe | 22013 |
| 2.2L L4 2190cc 134 CID | 1999 | Xtreme | 22136 |
| 2.2L L4 2190cc 134 CID | 2000 | Base, LS, Xtreme | 22136 |
| 2.2L L4 2190cc 134 CID | 1994-1996 | Base | 22153 |
| 2.2L L4 2190cc 134 CID | 1994-1996 | LS | 22153 |
| 2.2L L4 2190cc 134 CID | 1997-1999 | Base, LS | 22136 |
| 2.2L L4 2190cc 134 CID | 2000-2003 | Base | 22136 |
| 2.2L L4 2190cc 134 CID | 2001-2003 | LS, Xtreme | 22136 |
| 2.5L L4 2474cc 151 CID | 1985 | Base, Durango, Sport, Tahoe; Code CCR | 22048 |
| 2.5L L4 2474cc 151 CID | 1985 | Base, Durango, Sport, Tahoe; Code HU | 22056 |
| 2.5L L4 2474cc 151 CID | 1986 | Base, Durango, Sport, Tahoe | 22026 |
| 2.5L L4 2474cc 151 CID | 1989 | Sport; Code RM | 22179 |

| Engine | Years | Application | USMW |
|--------------------------|-----------|---|-------|
| CHEVROLET (CONT.) | | | |
| S10 (CONT.) | | | |
| 2.5L L4 2474cc 151 CID | 1989 | Sport; Code SC | 22147 |
| 2.5L L4 2474cc 151 CID | 1991 | Base, Tahoe; Code RM | 22179 |
| 2.5L L4 2474cc 151 CID | 1991 | Base, Tahoe; Code SC | 22147 |
| 2.5L L4 2474cc 151 CID | 1992 | Tahoe | 22147 |
| 2.5L L4 2474cc 151 CID | 1987-1988 | Base, Durango, Sport, Tahoe | 22147 |
| 2.5L L4 2474cc 151 CID | 1989-1990 | Base, Durango, Tahoe; Code RM | 22179 |
| 2.5L L4 2474cc 151 CID | 1989-1990 | Base, Durango, Tahoe; Code SC | 22147 |
| 2.5L L4 2474cc 151 CID | 1992-1993 | Base, EL | 22147 |
| 2.8L V6 173 CID | 1984 | Base, Durango, Sport, Tahoe | 22026 |
| 2.8L V6 173 CID | 1985 | Base, Durango, Sport, Tahoe; For A/C Belt | 22048 |
| 2.8L V6 173 CID | 1986 | Base, Durango, Sport, Tahoe; For A/C Belt | 22026 |
| 2.8L V6 173 CID | 1991 | Baja; Exc.Air Cond | 22179 |
| 2.8L V6 173 CID | 1991 | Baja; For A/C Belt | 22142 |
| 2.8L V6 173 CID | 1992 | Tahoe | 22142 |
| 2.8L V6 173 CID | 1982-1983 | Base, Durango, Sport, Tahoe | 22048 |
| 2.8L V6 173 CID | 1985-1986 | Base, Durango, Sport, Tahoe; Exc.Air Cond | 22026 |
| 2.8L V6 173 CID | 1987-1989 | Sport; Exc.Air Cond | 22179 |
| 2.8L V6 173 CID | 1987-1989 | Sport; For A/C Belt | 22142 |
| 2.8L V6 173 CID | 1987-1990 | Durango; Exc.Air Cond | 22179 |
| 2.8L V6 173 CID | 1987-1990 | Durango; For A/C Belt | 22142 |
| 2.8L V6 173 CID | 1987-1991 | Base, Tahoe; Exc.Air Cond | 22179 |
| 2.8L V6 173 CID | 1987-1991 | Base, Tahoe; For A/C Belt | 22142 |
| 2.8L V6 173 CID | 1992-1993 | Base, EL | 22142 |
| 4.3L V6 262 CID | 1991 | Baja; Exc.Air Cond | 22153 |
| 4.3L V6 262 CID | 1991 | Baja; For A/C Belt | 22145 |
| 4.3L V6 262 CID | 1994 | Base, LS, SS, ZR2; For A/C Belt | 22145 |
| 4.3L V6 262 CID | 1995 | Base, LS, SS, ZR2; A/C | 22145 |
| 4.3L V6 262 CID | 2004 | LS, ZR5 | 22158 |
| 4.3L V6 262 CID | 1988-1989 | Sport; Exc.Air Cond | 22153 |
| 4.3L V6 262 CID | 1988-1989 | Sport; For A/C Belt | 22145 |
| 4.3L V6 262 CID | 1988-1990 | Durango; Exc.Air Cond | 22153 |
| 4.3L V6 262 CID | 1988-1990 | Durango; For A/C Belt | 22145 |
| 4.3L V6 262 CID | 1988-1992 | Tahoe; Exc.Air Cond | 22153 |
| 4.3L V6 262 CID | 1988-1992 | Tahoe; For A/C Belt | 22145 |
| 4.3L V6 262 CID | 1988-1993 | Base; Exc.Air Cond | 22153 |
| 4.3L V6 262 CID | 1988-1993 | Base; For A/C Belt | 22145 |
| 4.3L V6 262 CID | 1992-1993 | EL; Exc.Air Cond | 22153 |
| 4.3L V6 262 CID | 1992-1993 | EL; For A/C Belt | 22145 |
| 4.3L V6 262 CID | 1994-1995 | Base, LS, SS, ZR2; Exc.A/C | 22153 |
| 4.3L V6 262 CID | 1996-1998 | Base; Exc.Air Cond | 22162 |
| 4.3L V6 262 CID | 1996-1998 | Base; For A/C Belt | 22158 |
| 4.3L V6 262 CID | 1996-1998 | LS, SS, ZR2, ZRT; Exc.Air Cond | 22162 |
| 4.3L V6 262 CID | 1996-1998 | LS, SS, ZR2; For A/C Belt | 22158 |
| 4.3L V6 262 CID | 1999-2003 | Base, LS, Xtreme, ZR2; Exc.Air Cond | 22162 |
| 4.3L V6 262 CID | 1999-2003 | Base, LS, Xtreme, ZR2; For A/C Belt | 22158 |
| 4.3L V6 262 CID | 2002-2003 | ZR5; Exc.Air Cond | 22162 |
| 4.3L V6 262 CID | 2002-2003 | ZR5; For A/C Belt | 22158 |
| S10 (MEX) | | | |
| 2.2L L4 2200cc 134 CID | 2001-2002 | | 22136 |
| S10 BLAZER | | | |
| 1.9L L4 119 CID | 1983 | Base, Sport, Tahoe | 22048 |
| 1.9L L4 119 CID | 1984 | Base, Sport, Tahoe; Code CCR | 22048 |
| 1.9L L4 119 CID | 1984 | Base, Sport, Tahoe; Code KB | 22013 |
| 2.0L L4 122 CID | 1983 | Base, Sport, Tahoe | 22048 |
| 2.0L L4 122 CID | 1984 | Base, Sport, Tahoe; Code CCR | 22048 |
| 2.0L L4 122 CID | 1984 | Base, Sport, Tahoe; Code KB | 22013 |
| 2.2L L4 134 CID | 1984 | Base, Sport, Tahoe | 22013 |
| 2.5L L4 2474cc 151 CID | 1985 | Base, Sport, Tahoe; Code CCR | 22048 |
| 2.5L L4 2474cc 151 CID | 1985 | Base, Sport, Tahoe; Code HU | 22056 |
| 2.5L L4 2474cc 151 CID | 1986 | Base, Sport, Tahoe | 22026 |
| 2.5L L4 2474cc 151 CID | 1987-1988 | Base, High Country, Sport, Tahoe | 22147 |
| 2.8L V6 173 CID | 1983 | Base, Sport, Tahoe | 22048 |
| 2.8L V6 173 CID | 1984 | Base, Sport, Tahoe | 22026 |
| 2.8L V6 173 CID | 1985 | Base, Sport, Tahoe; For A/C Belt | 22048 |
| 2.8L V6 173 CID | 1986 | Base, Sport, Tahoe; For A/C Belt | 22026 |
| 2.8L V6 173 CID | 1985-1986 | Base, Sport, Tahoe; Exc.Air Cond | 22026 |

| Engine | Years | Application | USMW |
|----------------------------------|-----------|---|-------|
| 2.8L V6 173 CID | 1987-1988 | Tahoe; Exc.Air Cond | 22179 |
| 2.8L V6 173 CID | 1987-1988 | Tahoe; For A/C Belt | 22142 |
| 2.8L V6 173 CID | 1987-1989 | Base, High Country, Sport; Exc.Air Cond | 22179 |
| 2.8L V6 173 CID | 1987-1989 | Base, High Country, Sport; For A/C Belt | 22142 |
| 4.3L V6 262 CID | 1991 | Tahoe LT; Exc.Air Cond | 22153 |
| 4.3L V6 262 CID | 1991 | Tahoe LT; For A/C Belt | 22145 |
| 4.3L V6 262 CID | 1994 | Base | 22145 |
| 4.3L V6 262 CID | 1994 | LT, Tahoe | 22145 |
| 4.3L V6 262 CID | 1994 | LT; Exc.Air Cond | 22153 |
| 4.3L V6 262 CID | 1994 | LT; For A/C Belt | 22145 |
| 4.3L V6 262 CID | 1988-1989 | High Country; Exc.Air Cond | 22153 |
| 4.3L V6 262 CID | 1988-1989 | High Country; For A/C Belt | 22145 |
| 4.3L V6 262 CID | 1988-1991 | Base; Exc.Air Cond | 22153 |
| 4.3L V6 262 CID | 1988-1991 | Base; For A/C Belt | 22145 |
| 4.3L V6 262 CID | 1988-1991 | Tahoe; Exc.Air Cond | 22153 |
| 4.3L V6 262 CID | 1988-1991 | Tahoe; For A/C Belt | 22145 |
| 4.3L V6 262 CID | 1988-1992 | Sport; Exc.Air Cond | 22153 |
| 4.3L V6 262 CID | 1988-1992 | Sport; For A/C Belt | 22145 |
| 4.3L V6 262 CID | 1992-1994 | Base, Tahoe; Exc.Air Cond | 22153 |
| 4.3L V6 262 CID | 1992-1994 | Base, Tahoe; For A/C Belt | 22145 |
| SILVERADO (MEX) | | | |
| 5.7L V8 5700cc 350 CID | 1994-1995 | | 22145 |
| 5.7L V8 5700cc 350 CID | 1994-1995 | | 22153 |
| 5.7L V8 5700cc 350 CID | 1996-1997 | | 22157 |
| 5.7L V8 5700cc 350 CID | 1996-1997 | | 22158 |
| SILVERADO 1500 | | | |
| 4.3L V6 262 CID | 2002 | Base, LS, LT, WT; Exc.Air Cond | 22157 |
| 4.3L V6 262 CID | 2004 | Z71; Exc.Air Cond | 22157 |
| 4.3L V6 262 CID | 2004 | Z71; For A/C Belt | 22158 |
| 4.3L V6 262 CID | 1999-2001 | Base, LS, LT; Exc.Air Cond | 22157 |
| 4.3L V6 262 CID | 1999-2001 | Base, LS, LT; For A/C Belt | 22158 |
| 4.3L V6 262 CID | 2002-2004 | Base, LS, LT, WT; For A/C Belt | 22158 |
| 4.3L V6 262 CID | 2002-2004 | Base; Exc.Air Cond | 22157 |
| 4.3L V6 262 CID | 2003-2004 | LS, LT, WT; Exc.Air Cond | 22157 |
| 4.8L V8 294 CID | 2004 | Z71; Exc.Air Cond | 22157 |
| 4.8L V8 294 CID | 2004 | Z71; For A/C Belt | 22158 |
| 4.8L V8 294 CID | 2005 | Base | 22158 |
| 4.8L V8 294 CID | 2006 | WT | 22158 |
| 4.8L V8 294 CID | 1999-2004 | Base, LS, LT; Exc.Air Cond | 22157 |
| 4.8L V8 294 CID | 1999-2004 | Base, LS, LT; For A/C Belt | 22158 |
| 4.8L V8 294 CID | 2002-2004 | WT; Exc.Air Cond | 22157 |
| 4.8L V8 294 CID | 2002-2004 | WT; For A/C Belt | 22158 |
| 4.8L V8 294 CID | 2005-2006 | LS, LT | 22158 |
| 5.3L V8 5328cc 325 CID | 2004 | Hybrid, WT, Z71; Exc.Air Cond | 22157 |
| 5.3L V8 5328cc 325 CID | 2004 | Hybrid, WT, Z71; For A/C Belt | 22158 |
| 5.3L V8 5328cc 325 CID | 2005 | Base | 22158 |
| 5.3L V8 5328cc 325 CID | 2006 | WT | 22158 |
| 5.3L V8 5328cc 325 CID | 1999-2004 | Base, LS, LT; Exc.Air Cond | 22157 |
| 5.3L V8 5328cc 325 CID | 1999-2004 | Base, LS, LT; For A/C Belt | 22158 |
| 5.3L V8 5328cc 325 CID | 2002-2003 | WT; Exc.Air Cond | 22157 |
| 5.3L V8 5328cc 325 CID | 2002-2003 | WT; For A/C Belt | 22158 |
| 5.3L V8 5328cc 325 CID | 2005-2006 | Hybrid, LS, LT | 22158 |
| 6.0L V8 5967cc 364 CID | 2004 | LS, LT | 22158 |
| 6.0L V8 5967cc 364 CID | 2005 | LS, LT; Exc.Air Cond | 22157 |
| 6.0L V8 5967cc 364 CID | 2005 | LS, LT; For A/C Belt | 22158 |
| 6.0L V8 5967cc 364 CID | 2006 | LT | 22158 |
| 6.0L V8 5967cc 364 CID | 2003-2006 | SS | 22158 |
| SILVERADO 1500 CLASSIC | | | |
| 4.8L V8 294 CID | 2007 | LS, LT, WT | 22158 |
| 5.3L V8 5328cc 325 CID | 2007 | Hybrid, LS, LT, WT | 22158 |
| 6.0L V8 5967cc 364 CID | 2007 | LT, SS | 22158 |
| SILVERADO 1500 HD | | | |
| 6.0L V8 5967cc 364 CID | 2005 | Base, LS | 22158 |
| 6.0L V8 5967cc 364 CID | 2001-2003 | LS, LT; Exc.Air Cond | 22157 |
| 6.0L V8 5967cc 364 CID | 2001-2003 | LS, LT; For A/C Belt | 22158 |
| 6.0L V8 5967cc 364 CID | 2005-2006 | LT | 22158 |
| SILVERADO 1500 HD CLASSIC | | | |
| 6.0L V8 5967cc 364 CID | 2007 | LT | 22158 |

| Engine | Years | Application | USMW |
|----------------------------------|-----------|--------------------------------|--------------|
| CHEVROLET (CONT.) | | | |
| SILVERADO 2500 | | | |
| 5.3L V8 5328cc 325 CID | 1999-2000 | Base, LS, LT; Exc.Air Cond | 22157 |
| 5.3L V8 5328cc 325 CID | 1999-2000 | Base, LS, LT; For A/C Belt | 22158 |
| 6.0L V8 5967cc 364 CID | 2004 | WT; Exc.Air Cond | 22157 |
| 6.0L V8 5967cc 364 CID | 2004 | WT; For A/C Belt | 22158 |
| 6.0L V8 5967cc 364 CID | 1999-2004 | Base, LS, LT; Exc.Air Cond | 22157 |
| 6.0L V8 5967cc 364 CID | 1999-2004 | Base, LS, LT; For A/C Belt | 22158 |
| SILVERADO 2500 (MEX) | | | |
| 5.7L V8 5737cc CID | 2002 | | 22162 |
| SILVERADO 2500 HD | | | |
| 6.0L V8 5967cc 364 CID | 2001 | Base, LS, LT; Exc.Air Cond | 22157 |
| 6.0L V8 5967cc 364 CID | 2002 | Base, LT; Exc.Air Cond | 22157 |
| 6.0L V8 5967cc 364 CID | 2006 | Base, LS, WT; For A/C Belt | 22158 |
| 6.0L V8 5967cc 364 CID | 2006 | LS, WT; Exc.Air Cond | 22157 |
| 6.0L V8 5967cc 364 CID | 2001-2002 | Base, LS, LT; For A/C Belt | 22158 |
| 6.0L V8 5967cc 364 CID | 2002-2005 | Base, LS; Exc.Air Cond | 22157 |
| 6.0L V8 5967cc 364 CID | 2002-2005 | Base, LS; For A/C Belt | 22158 |
| 6.0L V8 5967cc 364 CID | 2003-2006 | LT; Exc.Air Cond | 22157 |
| 6.0L V8 5967cc 364 CID | 2003-2006 | LT; For A/C Belt | 22158 |
| 6.0L V8 5967cc 364 CID | 2004-2005 | WT; Exc.Air Cond | 22157 |
| 6.0L V8 5967cc 364 CID | 2004-2005 | WT; For A/C Belt | 22158 |
| 6.0L V8 5967cc 364 CID | 2007-2010 | LT, LTZ, WT | 22158 |
| 6.0L V8 5967cc 364 CID | 2011-2014 | LT, LTZ, WT | 22123 |
| 6.6L V8 6599cc 403 CID | 2004 | Base, WT | 22617 |
| 6.6L V8 6599cc 403 CID | 2006 | LS, LT, WT | 22625 |
| 6.6L V8 6599cc 403 CID | 2001-2005 | Base | 22617 |
| 6.6L V8 6599cc 403 CID | 2001-2005 | LS, LT | 22617 |
| 6.6L V8 6599cc 403 CID | 2007-2010 | LT, LTZ, WT | 22625 |
| 6.6L V8 6599cc 403 CID | 2011-2014 | LT, LTZ, WT | 22342 |
| 8.1L V8 496 CID | 2001-2003 | Base, LS | 22158 |
| 8.1L V8 496 CID | 2001-2006 | LT | 22158 |
| 8.1L V8 496 CID | 2004-2005 | Base | 22158 |
| 8.1L V8 496 CID | 2004-2006 | LS, WT | 22158 |
| SILVERADO 2500 HD CLASSIC | | | |
| 6.0L V8 5967cc 364 CID | 2007 | LS, LT, WT | 22158 |
| 6.6L V8 6599cc 403 CID | 2007 | LS, LT, WT | 22625 |
| 8.1L V8 496 CID | 2007 | LS, LT, WT | 22158 |
| SILVERADO 3500 | | | |
| 6.0L V8 5967cc 364 CID | 2004 | Base, LS, LT, WT; For A/C Belt | 22158 |
| 6.0L V8 5967cc 364 CID | 2004 | WT; Exc.Air Cond | 22157 |
| 6.0L V8 5967cc 364 CID | 2006 | LS, LT, WT; Exc.Air Cond | 22157 |
| 6.0L V8 5967cc 364 CID | 2006 | LS, LT, WT; For A/C Belt | 22158 |
| 6.0L V8 5967cc 364 CID | 2001-2005 | Base, LS, LT; Exc.Air Cond | 22157 |
| 6.0L V8 5967cc 364 CID | 2001-2005 | Base, LS, LT; For A/C Belt | 22158 |
| 6.6L V8 6599cc 403 CID | 2004 | Base, LS, LT, Nase, WT | 22617 |
| 6.6L V8 6599cc 403 CID | 2006 | LS, LT, WT | 22625 |
| 6.6L V8 6599cc 403 CID | 2001-2005 | Base, LS, LT | 22617 |
| 8.1L V8 496 CID | 2001 | Base, LS, LT | 22158 |
| 8.1L V8 496 CID | 2002-2005 | | 22158 |
| 8.1L V8 496 CID | 2004-2006 | LS, LT | 22158 |
| 8.1L V8 496 CID | 2004-2006 | WT | 22158 |
| SILVERADO 3500 (MEX) | | | |
| 5.7L V8 5733cc CID | 2004 | | 22162 |
| 5.7L V8 5737cc 350 CID | 2001-2003 | | 22157 |
| 5.7L V8 5737cc 350 CID | 2001-2003 | | 22158 |
| 5967 V8 6.0Lcc 364 CID | 2008-2012 | | 22158 |
| SILVERADO 3500 CLASSIC | | | |
| 6.0L V8 5967cc 364 CID | 2007 | LS, LT, WT | 22158 |
| 6.6L V8 6599cc 403 CID | 2007 | LS, LT, WT | 22625 |
| 8.1L V8 496 CID | 2007 | LS, LT, WT | 22158 |
| SILVERADO 3500 HD | | | |
| 6.0L V8 5967cc 364 CID | 2007-2010 | LT, LTZ, WT | 22158 |
| 6.0L V8 5967cc 364 CID | 2011-2014 | LT, LTZ, WT | 22123 |
| 6.6L V8 6599cc 403 CID | 2007-2010 | LT, LTZ, WT | 22625 |
| 6.6L V8 6599cc 403 CID | 2011-2014 | LT, LTZ, WT | 22342 |
| SILVERADO 3500 WT (MEX) | | | |
| 5967 V8 6.0Lcc 364 CID | 2013-2016 | | 22158 |

| Engine | Years | Application | USMW |
|----------------------------|-----------|--------------------------------------|--------------|
| SONORA (MEX) | | | |
| 5.7L V8 5737cc CID | 2000-2002 | | 22162 |
| SSR | | | |
| 5.3L V8 5328cc 325 CID | 2003-2004 | Base | 22310 |
| 6.0L V8 5967cc 364 CID | 2005-2006 | Base | 22310 |
| SUBURBAN 1500 | | | |
| 5.3L V8 5328cc 325 CID | 2004 | Z71; Exc.Air Cond | 22157 |
| 5.3L V8 5328cc 325 CID | 2004 | Z71; For A/C Belt | 22158 |
| 5.3L V8 5328cc 325 CID | 2006 | Base | 22158 |
| 5.3L V8 5328cc 325 CID | 2000-2001 | Base, LS, LT; Exc.Air Cond | 22157 |
| 5.3L V8 5328cc 325 CID | 2000-2001 | Base, LS, LT; For A/C Belt | 22158 |
| 5.3L V8 5328cc 325 CID | 2002-2004 | LS, LT; Exc.Air Cond | 22157 |
| 5.3L V8 5328cc 325 CID | 2002-2004 | LS, LT; For A/C Belt | 22158 |
| 5.3L V8 5328cc 325 CID | 2005-2006 | LS, LT, Z71 | 22158 |
| 6.0L V8 5967cc 364 CID | 2006 | LTZ; Exc.Air Cond | 22157 |
| 6.0L V8 5967cc 364 CID | 2006 | LTZ; For A/C Belt | 22158 |
| 6.0L V8 6000cc 366 CID | 2007-2002 | LT, LTZ | 22158 |
| SUBURBAN 1500 (MEX) | | | |
| 5.7L V8 5733cc CID | 2002 | | 22162 |
| SUBURBAN 2500 | | | |
| 6.0L V8 5967cc 364 CID | 2007 | LTZ | 22158 |
| 6.0L V8 5967cc 364 CID | 2000-2001 | Base; Exc.Air Cond | 22157 |
| 6.0L V8 5967cc 364 CID | 2000-2001 | Base; For A/C Belt | 22158 |
| 6.0L V8 5967cc 364 CID | 2000-2006 | LS, LT; Exc.Air Cond | 22157 |
| 6.0L V8 5967cc 364 CID | 2000-2006 | LS, LT; For A/C Belt | 22158 |
| 6.0L V8 5967cc 364 CID | 2007-2013 | LS, LT | 22158 |
| 8.1L V8 496 CID | 2001 | Base | 22158 |
| 8.1L V8 496 CID | 2001-2006 | LS, LT | 22158 |
| TAHOE | | | |
| 4.8L V8 294 CID | 2006 | Base | 22158 |
| 4.8L V8 294 CID | 2000-2001 | Base; Exc.Air Cond | 22157 |
| 4.8L V8 294 CID | 2000-2001 | Base; For A/C Belt | 22158 |
| 4.8L V8 294 CID | 2000-2004 | LS, LT; Exc.Air Cond | 22157 |
| 4.8L V8 294 CID | 2000-2004 | LS, LT; For A/C Belt | 22158 |
| 4.8L V8 294 CID | 2003-2004 | Z71; Exc.Air Cond | 22157 |
| 4.8L V8 294 CID | 2003-2004 | Z71; For A/C Belt | 22158 |
| 4.8L V8 294 CID | 2005-2006 | LS | 22158 |
| 5.3L V8 5328cc 325 CID | 2006 | Base | 22158 |
| 5.3L V8 5328cc 325 CID | 2000-2001 | Base, LS, LT; Exc.Air Cond | 22157 |
| 5.3L V8 5328cc 325 CID | 2000-2001 | Base, LS, LT; For A/C Belt | 22158 |
| 5.3L V8 5328cc 325 CID | 2002-2004 | LS, LT; Exc.Air Cond | 22157 |
| 5.3L V8 5328cc 325 CID | 2002-2004 | LS, LT; For A/C Belt | 22158 |
| 5.3L V8 5328cc 325 CID | 2003-2004 | Z71; Exc.Air Cond | 22157 |
| 5.3L V8 5328cc 325 CID | 2003-2004 | Z71; For A/C Belt | 22158 |
| 5.3L V8 5328cc 325 CID | 2005-2006 | LS, LT, Z71 | 22158 |
| 5.7L V8 350 CID | 1995 | Base, LS, LT; Code AR,AX,BD,GP,HK,JM | 22140 |
| 5.7L V8 350 CID | 1995 | Base, LS, LT; Code BT,GM,HL | 22149 |
| 5.7L V8 350 CID | 1995 | Base, LS, LT; Code DD,GG,GN | 22153 |
| 5.7L V8 350 CID | 1995 | Base, LS, LT; Code GK | 22142 |
| 5.7L V8 350 CID | 2000 | Limited, Z71; Exc.Air Cond | 22162 |
| 5.7L V8 350 CID | 2000 | Limited, Z71; For A/C Belt | 22158 |
| 5.7L V8 350 CID | 1996-1999 | Base, LS, LT; Exc.Air Cond | 22162 |
| 5.7L V8 350 CID | 1996-1999 | Base, LS, LT; For A/C Belt | 22158 |
| 6.5L V8 395 CID | 1995-1996 | Base, LS, LT | 22605 |
| 6.5L V8 395 CID | 1997-1998 | LS, LT | 22613 |
| 6.5L V8 395 CID | 1997-1999 | Base | 22613 |
| TRACKER | | | |
| 1.6L L4 1588cc 98 CID | 1998-2000 | Base, LSi | 22068 |
| 2.0L L4 122 CID | 1999-2000 | LSi | 22033 |
| 2.0L L4 122 CID | 1999-2003 | Base | 22033 |
| 2.0L L4 122 CID | 2001-2003 | LT, ZR2 | 22033 |
| 2.5L V6 2500cc | 2004 | Base | 22033 |
| 2.5L V6 2500cc | 2001-2004 | LT, ZR2 | 22033 |
| TRAILBLAZER | | | |
| 4.2L L6 256 CID | 2002 | LS, LT, LTZ | 22310 |
| 4.2L L6 256 CID | 2003 | LTZ | 22310 |
| 4.2L L6 256 CID | 2008 | Base | 22627 |
| 4.2L L6 256 CID | 2002-2004 | North Face | 22310 |



FAN CLUTCH APPLICATION GUIDE



| Engine | Years | Application | USMW |
|----------------------------|-----------|--|-------|
| CHEVROLET (CONT.) | | | |
| TRAILBLAZER (CONT.) | | | |
| 4.2L L6 256 CID | 2003-2007 | LS, LT | 22310 |
| 4.2L L6 256 CID | 2008-2009 | LT | 22627 |
| 5.3L V8 5328cc 325 CID | 2006 | LS, LT | 22310 |
| 5.3L V8 5328cc 325 CID | 2007 | LS | 22627 |
| 5.3L V8 5328cc 325 CID | 2008 | Base | 22627 |
| 5.3L V8 5328cc 325 CID | 2007-2008 | LT | 22627 |
| 6.0L V8 5967cc 364 CID | 2006-2009 | SS | 22310 |
| TRAILBLAZER EXT | | | |
| 4.2L L6 256 CID | 2002-2004 | North Face | 22310 |
| 4.2L L6 256 CID | 2002-2006 | LT | 22310 |
| 4.2L L6 256 CID | 2003-2006 | LS | 22310 |
| 5.3L V8 5328cc 325 CID | 2003-2004 | North Face | 22310 |
| 5.3L V8 5328cc 325 CID | 2003-2006 | LS, LT | 22310 |
| TWO-TEN | | | |
| 4.6L V8 4641cc 283 CID | 1957-2002 | Base | 22049 |
| V10 | | | |
| 4.3L V6 262 CID | 1987 | Custom Deluxe, Scottsdale, Silverado; Code DM,GZ | 22045 |
| 4.3L V6 262 CID | 1987 | Custom Deluxe, Scottsdale, Silverado; Spring Code-DA | 22049 |
| 5.0L V8 305 CID | 1987 | Custom Deluxe, Scottsdale, Silverado; Spring Code-DA | 22049 |
| 5.0L V8 305 CID | 1987 | Custom Deluxe; Code CM,FC,HD,KC | 22045 |
| 5.0L V8 305 CID | 1987 | Custom Deluxe; Code DB | 22045 |
| 5.0L V8 305 CID | 1987 | Custom Deluxe; Code DM,GZ | 22045 |
| 5.0L V8 305 CID | 1987 | Scottsdale; Code CM,FC,HD,KC | 22045 |
| 5.0L V8 305 CID | 1987 | Scottsdale; Code DB | 22045 |
| 5.0L V8 305 CID | 1987 | Scottsdale; Code DM,GZ | 22045 |
| 5.0L V8 305 CID | 1987 | Silverado; Code CM,FC,HD,KC | 22045 |
| 5.0L V8 305 CID | 1987 | Silverado; Code DB | 22045 |
| 5.0L V8 305 CID | 1987 | Silverado; Code DM,GZ | 22045 |
| 5.7L V8 350 CID | 1987 | Custom Deluxe, Scottsdale, Silverado; Spring Code-DA | 22049 |
| 5.7L V8 350 CID | 1987 | Custom Deluxe; Code CM,FC,HD,KC | 22045 |
| 5.7L V8 350 CID | 1987 | Custom Deluxe; Code DB | 22045 |
| 5.7L V8 350 CID | 1987 | Custom Deluxe; Code DM,GZ | 22045 |
| 5.7L V8 350 CID | 1987 | Scottsdale; Code CM,FC,HD,KC | 22045 |
| 5.7L V8 350 CID | 1987 | Scottsdale; Code DB | 22045 |
| 5.7L V8 350 CID | 1987 | Scottsdale; Code DM,GZ | 22045 |
| 5.7L V8 350 CID | 1987 | Silverado; Code CM,FC,HD,KC | 22045 |
| 5.7L V8 350 CID | 1987 | Silverado; Code DB | 22045 |
| 5.7L V8 350 CID | 1987 | Silverado; Code DM,GZ | 22045 |
| 6.2L V8 379 CID | 1987 | Custom Deluxe; Code ABC,AW | 22052 |
| 6.2L V8 379 CID | 1987 | Custom Deluxe; Code ABC,DT | 22052 |
| 6.2L V8 379 CID | 1987 | Custom Deluxe; Code AW,HT | 22052 |
| 6.2L V8 379 CID | 1987 | Scottsdale; Code ABC,AW | 22052 |
| 6.2L V8 379 CID | 1987 | Scottsdale; Code ABC,DT | 22052 |
| 6.2L V8 379 CID | 1987 | Scottsdale; Code AW,HT | 22052 |
| 6.2L V8 379 CID | 1987 | Silverado; Code ABC,AW | 22052 |
| 6.2L V8 379 CID | 1987 | Silverado; Code ABC,DT | 22052 |
| 6.2L V8 379 CID | 1987 | Silverado; Code AW,HT | 22052 |
| V10 SUBURBAN | | | |
| 5.7L V8 350 CID | 1987 | Custom Deluxe; Code CM,FC,HD,KC | 22045 |
| 5.7L V8 350 CID | 1987 | Custom Deluxe; Code DB | 22045 |
| 5.7L V8 350 CID | 1987 | Custom Deluxe; Code DM,GZ | 22045 |
| 5.7L V8 350 CID | 1987 | Custom Deluxe; Spring Code-DA | 22049 |
| 5.7L V8 350 CID | 1988 | Scottsdale, Silverado; Code DK | 22045 |
| 5.7L V8 350 CID | 1987-1988 | Scottsdale, Silverado; Spring Code-DA | 22049 |
| 5.7L V8 350 CID | 1987-1988 | Scottsdale; Code CM,FC,HD,KC | 22045 |
| 5.7L V8 350 CID | 1987-1988 | Scottsdale; Code DB | 22045 |
| 5.7L V8 350 CID | 1987-1988 | Scottsdale; Code DM,GZ | 22045 |
| 5.7L V8 350 CID | 1987-1988 | Silverado; Code CM,FC,HD,KC | 22045 |
| 5.7L V8 350 CID | 1987-1988 | Silverado; Code DB | 22045 |
| 5.7L V8 350 CID | 1987-1988 | Silverado; Code DM,GZ | 22045 |
| 6.2L V8 379 CID | 1987 | Custom Deluxe; Code ABC,AW | 22052 |
| 6.2L V8 379 CID | 1987 | Custom Deluxe; Code ABC,DT | 22052 |

| Engine | Years | Application | USMW |
|-----------------------|-----------|--|-------|
| 6.2L V8 379 CID | 1987 | Custom Deluxe; Code AW,HT | 22052 |
| 6.2L V8 379 CID | 1987 | Scottsdale, Silverado; Code ABC,AW | 22052 |
| 6.2L V8 379 CID | 1987-1988 | Scottsdale; Code ABC,DT | 22052 |
| 6.2L V8 379 CID | 1987-1988 | Scottsdale; Code AW,HT | 22052 |
| 6.2L V8 379 CID | 1987-1988 | Silverado; Code ABC,DT | 22052 |
| 6.2L V8 379 CID | 1987-1988 | Silverado; Code AW,HT | 22052 |
| V1500 SUBURBAN | | | |
| 5.7L V8 350 CID | 1989 | Scottsdale; Code DB | 22045 |
| 5.7L V8 350 CID | 1989 | Scottsdale; Code DK | 22045 |
| 5.7L V8 350 CID | 1989 | Scottsdale; Code DM,GZ | 22045 |
| 5.7L V8 350 CID | 1989 | Silverado; Code DB | 22045 |
| 5.7L V8 350 CID | 1989 | Silverado; Code DK | 22045 |
| 5.7L V8 350 CID | 1989 | Silverado; Code DM,GZ | 22045 |
| 5.7L V8 350 CID | 1989-1991 | Scottsdale, Silverado; Code DE,GB,HS | 22145 |
| 5.7L V8 350 CID | 1989-1991 | Scottsdale, Silverado; Code GG | 22153 |
| 5.7L V8 350 CID | 1989-1991 | Scottsdale, Silverado; Code HK,HL | 22140 |
| 6.2L V8 379 CID | 1989-1991 | Scottsdale; Code ABC,DT | 22052 |
| 6.2L V8 379 CID | 1989-1991 | Scottsdale; Code AW,HT | 22052 |
| 6.2L V8 379 CID | 1989-1991 | Silverado; Code ABC,DT | 22052 |
| 6.2L V8 379 CID | 1989-1991 | Silverado; Code AW,HT | 22052 |
| V20 | | | |
| 4.8L L6 292 CID | 1987 | Custom Deluxe, Scottsdale, Silverado | 22045 |
| 5.7L V8 350 CID | 1987 | Custom Deluxe, Scottsdale, Silverado; Spring Code-DA | 22049 |
| 5.7L V8 350 CID | 1987 | Custom Deluxe; Code CM,FC,HD,KC | 22045 |
| 5.7L V8 350 CID | 1987 | Custom Deluxe; Code DB | 22045 |
| 5.7L V8 350 CID | 1987 | Custom Deluxe; Code DK | 22045 |
| 5.7L V8 350 CID | 1987 | Custom Deluxe; Code DM,GZ | 22045 |
| 5.7L V8 350 CID | 1987 | Scottsdale; Code CM,FC,HD,KC | 22045 |
| 5.7L V8 350 CID | 1987 | Scottsdale; Code DB | 22045 |
| 5.7L V8 350 CID | 1987 | Scottsdale; Code DK | 22045 |
| 5.7L V8 350 CID | 1987 | Scottsdale; Code DM,GZ | 22045 |
| 5.7L V8 350 CID | 1987 | Silverado; Code CM,FC,HD,KC | 22045 |
| 5.7L V8 350 CID | 1987 | Silverado; Code DB | 22045 |
| 5.7L V8 350 CID | 1987 | Silverado; Code DK | 22045 |
| 5.7L V8 350 CID | 1987 | Silverado; Code DM,GZ | 22045 |
| 6.2L V8 379 CID | 1987 | Custom Deluxe; Code ABC,AW | 22052 |
| 6.2L V8 379 CID | 1987 | Custom Deluxe; Code ABC,DT | 22052 |
| 6.2L V8 379 CID | 1987 | Custom Deluxe; Code AW,HT | 22052 |
| 6.2L V8 379 CID | 1987 | Scottsdale; Code ABC,AW | 22052 |
| 6.2L V8 379 CID | 1987 | Scottsdale; Code ABC,DT | 22052 |
| 6.2L V8 379 CID | 1987 | Scottsdale; Code AW,HT | 22052 |
| 6.2L V8 379 CID | 1987 | Silverado; Code ABC,AW | 22052 |
| 6.2L V8 379 CID | 1987 | Silverado; Code ABC,DT | 22052 |
| 6.2L V8 379 CID | 1987 | Silverado; Code AW,HT | 22052 |
| V20 SUBURBAN | | | |
| 5.7L V8 350 CID | 1987 | Custom Deluxe; Code CM,FC,HD,KC | 22045 |
| 5.7L V8 350 CID | 1987 | Custom Deluxe; Code DB | 22045 |
| 5.7L V8 350 CID | 1987 | Custom Deluxe; Code DK | 22045 |
| 5.7L V8 350 CID | 1987 | Custom Deluxe; Code DM,GZ | 22045 |
| 5.7L V8 350 CID | 1987 | Custom Deluxe; Spring Code-DA | 22049 |
| 5.7L V8 350 CID | 1987-1988 | Scottsdale, Silverado; Spring Code-DA | 22049 |
| 5.7L V8 350 CID | 1987-1988 | Scottsdale; Code CM,FC,HD,KC | 22045 |
| 5.7L V8 350 CID | 1987-1988 | Scottsdale; Code DB | 22045 |
| 5.7L V8 350 CID | 1987-1988 | Scottsdale; Code DK | 22045 |
| 5.7L V8 350 CID | 1987-1988 | Silverado; Code DM,GZ | 22045 |
| 6.2L V8 379 CID | 1987 | Custom Deluxe | 22052 |
| 6.2L V8 379 CID | 1987-1988 | Scottsdale, Silverado | 22052 |
| 7.4L V8 454 CID | 1987 | Custom Deluxe; Code DK | 22045 |
| 7.4L V8 454 CID | 1987 | Custom Deluxe; Code DM,GZ | 22045 |
| 7.4L V8 454 CID | 1987 | Custom Deluxe; Code FD | 22045 |
| 7.4L V8 454 CID | 1988 | Scottsdale; Code GD,HN | 22145 |
| 7.4L V8 454 CID | 1988 | Scottsdale; Code GR,HG,HZ,JW | 22145 |
| 7.4L V8 454 CID | 1988 | Silverado; Code GD,HN | 22145 |
| 7.4L V8 454 CID | 1988 | Silverado; Code GR,HG,HZ,JW | 22145 |

| Engine | Years | Application | USMW |
|-----------------------------|-----------|--|-------|
| CHEVROLET (CONT.) | | | |
| V20 SUBURBAN (CONT.) | | | |
| 7.4L V8 454 CID | 1987-1988 | Scottsdale; Code DK | 22045 |
| 7.4L V8 454 CID | 1987-1988 | Scottsdale; Code DM,GZ | 22045 |
| 7.4L V8 454 CID | 1987-1988 | Scottsdale; Code FD | 22045 |
| 7.4L V8 454 CID | 1987-1988 | Silverado; Code DK | 22045 |
| 7.4L V8 454 CID | 1987-1988 | Silverado; Code DM,GZ | 22045 |
| 7.4L V8 454 CID | 1987-1988 | Silverado; Code FD | 22045 |
| V2500 SUBURBAN | | | |
| 5.7L V8 350 CID | 1989 | Scottsdale, Silverado; Code DM,GZ | 22045 |
| 5.7L V8 350 CID | 1989-1990 | Scottsdale, Silverado; Spring Code-DA | 22049 |
| 5.7L V8 350 CID | 1989-1990 | Scottsdale; Code DB | 22045 |
| 5.7L V8 350 CID | 1989-1990 | Scottsdale; Code DK | 22045 |
| 5.7L V8 350 CID | 1989-1990 | Silverado; Code DB | 22045 |
| 5.7L V8 350 CID | 1989-1990 | Silverado; Code DK | 22045 |
| 5.7L V8 350 CID | 1989-1991 | Scottsdale, Silverado; Code DE,GB,HS | 22145 |
| 5.7L V8 350 CID | 1989-1991 | Scottsdale, Silverado; Code GG | 22153 |
| 5.7L V8 350 CID | 1989-1991 | Scottsdale, Silverado; Code HK,HL | 22140 |
| 6.2L V8 379 CID | 1989-1991 | Scottsdale; Code ABC,DT | 22052 |
| 6.2L V8 379 CID | 1989-1991 | Scottsdale; Code AW,HT | 22052 |
| 6.2L V8 379 CID | 1989-1991 | Silverado; Code ABC,DT | 22052 |
| 6.2L V8 379 CID | 1989-1991 | Silverado; Code AW,HT | 22052 |
| 7.4L V8 454 CID | 1990 | Scottsdale; Code GD,HN | 22145 |
| 7.4L V8 454 CID | 1990 | Scottsdale; Code GR,HG,HZ,JW | 22145 |
| 7.4L V8 454 CID | 1990 | Scottsdale; Code NB | 22045 |
| 7.4L V8 454 CID | 1990 | Scottsdale; Code NC | 22045 |
| 7.4L V8 454 CID | 1990 | Scottsdale; Code ND | 22045 |
| 7.4L V8 454 CID | 1990 | Silverado; Code GD,HN | 22145 |
| 7.4L V8 454 CID | 1990 | Silverado; Code GR,HG,HZ,JW | 22145 |
| 7.4L V8 454 CID | 1990 | Silverado; Code NB | 22045 |
| 7.4L V8 454 CID | 1990 | Silverado; Code NC | 22045 |
| 7.4L V8 454 CID | 1990 | Silverado; Code ND | 22045 |
| V30 | | | |
| 4.8L L6 292 CID | 1988 | Cheyenne | 22045 |
| 4.8L L6 292 CID | 1987-1988 | Custom Deluxe, Scottsdale, Silverado | 22045 |
| 5.7L V8 350 CID | 1988 | Cheyenne, Custom Deluxe, Scottsdale, Silverado; Code DM,GZ | 22045 |
| 5.7L V8 350 CID | 1988 | Cheyenne; Code DB | 22045 |
| 5.7L V8 350 CID | 1988 | Cheyenne; Code DK | 22045 |
| 5.7L V8 350 CID | 1988 | Cheyenne; Spring Code-DA | 22049 |
| 5.7L V8 350 CID | 1987-1988 | Custom Deluxe, Scottsdale, Silverado; Spring Code-DA | 22049 |
| 5.7L V8 350 CID | 1987-1988 | Custom Deluxe; Code DB | 22045 |
| 5.7L V8 350 CID | 1987-1988 | Custom Deluxe; Code DK | 22045 |
| 5.7L V8 350 CID | 1987-1988 | Custom Deluxe; Code DM,GZ | 22045 |
| 5.7L V8 350 CID | 1987-1988 | Scottsdale; Code DB | 22045 |
| 5.7L V8 350 CID | 1987-1988 | Scottsdale; Code DK | 22045 |
| 5.7L V8 350 CID | 1987-1988 | Scottsdale; Code DM,GZ | 22045 |
| 5.7L V8 350 CID | 1987-1988 | Silverado; Code DB | 22045 |
| 5.7L V8 350 CID | 1987-1988 | Silverado; Code DK | 22045 |
| 5.7L V8 350 CID | 1987-1988 | Silverado; Code DM,GZ | 22045 |
| 6.2L V8 379 CID | 1988 | Cheyenne | 22052 |
| 6.2L V8 379 CID | 1987-1988 | Custom Deluxe, Scottsdale, Silverado | 22052 |
| 7.4L V8 454 CID | 1987 | Custom Deluxe, Scottsdale, Silverado | 22045 |
| 7.4L V8 454 CID | 1988 | Cheyenne, Custom Deluxe, Scottsdale, Silverado; Code GD,HN | 22145 |
| 7.4L V8 454 CID | 1988 | Cheyenne; Code DK | 22045 |
| 7.4L V8 454 CID | 1988 | Cheyenne; Code DM,GZ | 22045 |
| 7.4L V8 454 CID | 1988 | Cheyenne; Code FD | 22045 |
| 7.4L V8 454 CID | 1987-1988 | Custom Deluxe; Code DK | 22045 |
| 7.4L V8 454 CID | 1987-1988 | Custom Deluxe; Code DM,GZ | 22045 |
| 7.4L V8 454 CID | 1987-1988 | Custom Deluxe; Code FD | 22045 |
| 7.4L V8 454 CID | 1987-1988 | Scottsdale; Code DK | 22045 |
| 7.4L V8 454 CID | 1987-1988 | Scottsdale; Code DM,GZ | 22045 |
| 7.4L V8 454 CID | 1987-1988 | Scottsdale; Code FD | 22045 |
| 7.4L V8 454 CID | 1987-1988 | Silverado; Code DK | 22045 |
| 7.4L V8 454 CID | 1987-1988 | Silverado; Code DM,GZ | 22045 |
| 7.4L V8 454 CID | 1987-1988 | Silverado; Code FD | 22045 |

| Engine | Years | Application | USMW |
|-------------------------------|-----------|-------------------------------------|-------|
| V3500 | | | |
| 5.7L V8 350 CID | 1989-1990 | Scottsdale; Code DB | 22045 |
| 5.7L V8 350 CID | 1989-1990 | Scottsdale; Code DK | 22045 |
| 5.7L V8 350 CID | 1989-1990 | Scottsdale; Code DM,GZ | 22045 |
| 5.7L V8 350 CID | 1989-1990 | Scottsdale; Spring Code-DA | 22049 |
| 5.7L V8 350 CID | 1989-1991 | Cheyenne, Silverado; Spring Code-DA | 22049 |
| 5.7L V8 350 CID | 1989-1991 | Cheyenne; Code DB | 22045 |
| 5.7L V8 350 CID | 1989-1991 | Cheyenne; Code DK | 22045 |
| 5.7L V8 350 CID | 1989-1991 | Cheyenne; Code DM,GZ | 22045 |
| 5.7L V8 350 CID | 1989-1991 | Silverado; Code DB | 22045 |
| 5.7L V8 350 CID | 1989-1991 | Silverado; Code DK | 22045 |
| 5.7L V8 350 CID | 1989-1991 | Silverado; Code DM,GZ | 22045 |
| 6.2L V8 379 CID | 1989-1990 | Scottsdale; Code ABC,DT | 22052 |
| 6.2L V8 379 CID | 1989-1990 | Scottsdale; Code AW,HT | 22052 |
| 6.2L V8 379 CID | 1989-1991 | Cheyenne; Code ABC,DT | 22052 |
| 6.2L V8 379 CID | 1989-1991 | Cheyenne; Code AW,HT | 22052 |
| 6.2L V8 379 CID | 1989-1991 | Silverado; Code ABC,DT | 22052 |
| 6.2L V8 379 CID | 1989-1991 | Silverado; Code AW,HT | 22052 |
| 7.4L V8 454 CID | 1989 | Cheyenne; Code DK | 22045 |
| 7.4L V8 454 CID | 1989 | Cheyenne; Code DM,GZ | 22045 |
| 7.4L V8 454 CID | 1989 | Scottsdale; Code DK | 22045 |
| 7.4L V8 454 CID | 1989 | Scottsdale; Code DM,GZ | 22045 |
| 7.4L V8 454 CID | 1989 | Silverado; Code DK | 22045 |
| 7.4L V8 454 CID | 1989 | Silverado; Code DM,GZ | 22045 |
| 7.4L V8 454 CID | 1990 | Scottsdale; Code GD,HN | 22145 |
| 7.4L V8 454 CID | 1990 | Scottsdale; Code ND | 22045 |
| 7.4L V8 454 CID | 1989-1990 | Scottsdale; Code NB | 22045 |
| 7.4L V8 454 CID | 1989-1990 | Scottsdale; Code NC | 22045 |
| 7.4L V8 454 CID | 1989-1991 | Cheyenne; Code NB | 22045 |
| 7.4L V8 454 CID | 1989-1991 | Cheyenne; Code NC | 22045 |
| 7.4L V8 454 CID | 1989-1991 | Silverado; Code NB | 22045 |
| 7.4L V8 454 CID | 1989-1991 | Silverado; Code NC | 22045 |
| 7.4L V8 454 CID | 1990-1991 | Cheyenne, Silverado; Code GD,HN | 22145 |
| 7.4L V8 454 CID | 1990-1991 | Cheyenne; Code ND | 22045 |
| 7.4L V8 454 CID | 1990-1991 | Silverado; Code ND | 22045 |
| VEGA | | | |
| 2.3L L4 2294cc 140 CID | 1971-1977 | | 22049 |
| 2.3L L4 2295cc 140 CID | 1971-1974 | | 22049 |
| W3500 TILTMASER W3S042 | | | |
| 5.7L V8 5738cc 350 CID | 1996-2002 | | 22158 |
| 5.7L V8 5738cc 350 CID | 1997-2002 | | 22173 |
| 6.0L V8 5967cc 364 CID | 2004-2008 | | 22173 |
| W4500 TILTMASER W4S042 | | | |
| 5.7L V8 5738cc 350 CID | 1998-2002 | | 22173 |
| 6.0L V8 5967cc 364 CID | 2003-2008 | | 22173 |
| CHRYSLER | | | |
| 300 | | | |
| 7.2L V8 440 CID | 1966-1971 | | 22026 |
| 7.2L V8 7211cc 440 CID | 1966-1971 | | 22026 |
| 7.2L V8 7212cc 440 CID | 1970-1971 | | 22026 |
| 300C PREMIUM (MEX) | | | |
| 5.7L V8 5654cc CID | 2012-2008 | | 22059 |
| ASPEN | | | |
| 4.7L V8 285 CID | 2007-2009 | Limited | 22164 |
| 5.7L V8 345 CID | 2009 | Limited, Limited Hybrid | 22070 |
| 5.7L V8 345 CID | 2007-2008 | Limited | 22164 |
| CONQUEST | | | |
| 2.6L L4 2555cc 156 CID | 1987 | Base | 22092 |
| CONQUEST-IMPORT | | | |
| 2.6L L4 2555cc 155 CID | 1988-1989 | | 22092 |
| CORDOBA | | | |
| 3.7L L6 3687cc 225 CID | 1980 | 300, Crown | 22043 |
| 3.7L L6 3687cc 225 CID | 1980-1982 | LS | 22043 |
| 3.7L L6 3687cc 225 CID | 1980-1983 | Base | 22043 |
| 5.2L V8 318 CID | 1980 | 300, Base, Crown; Max Cooling | 22045 |
| 5.2L V8 318 CID | 1980 | 300; Exc.Air Cond | 22043 |
| 5.2L V8 318 CID | 1980 | 300; Exc.Max Cooling | 22043 |



FAN CLUTCH APPLICATION GUIDE



| Engine | Years | Application | USMW |
|-------------------------|-----------|---|-------|
| CHRYSLER (CONT.) | | | |
| CORDOBA (CONT.) | | | |
| 5.2L V8 318 CID | 1980 | Base; Exc.Max Cooling | 22043 |
| 5.2L V8 318 CID | 1980 | Crown; Exc.Air Cond | 22043 |
| 5.2L V8 318 CID | 1980 | Crown; Exc.Max Cooling | 22043 |
| 5.2L V8 318 CID | 1981 | Base; LS; For A/C Belt | 22045 |
| 5.2L V8 318 CID | 1981 | Base; Exc.Air Cond; Exc.Max Cooling | 22043 |
| 5.2L V8 318 CID | 1981 | Base; Exc.Air Cond; Max Cooling | 22043 |
| 5.2L V8 318 CID | 1981 | LS; Exc.Air Cond; Exc.Max Cooling | 22043 |
| 5.2L V8 318 CID | 1981 | LS; Exc.Air Cond; Max Cooling | 22043 |
| 5.2L V8 318 CID | 1982 | LS; Exc.Air Cond | 22043 |
| 5.2L V8 318 CID | 1982 | LS; For A/C Belt | 22043 |
| 5.2L V8 318 CID | 1975-1979 | | 22026 |
| 5.2L V8 318 CID | 1980-1983 | Base; Exc.Air Cond | 22043 |
| 5.2L V8 318 CID | 1982-1983 | Base; For A/C Belt | 22043 |
| 5.9L V8 360 CID | 1975-1979 | | 22026 |
| 6.6L V8 400 CID | 1975-1978 | | 22026 |
| CORDOBA 300 | | | |
| 5.9L V8 5900cc 360 CID | 1980 | 300 | 22054 |
| FIFTH AVENUE | | | |
| 3.7L L6 3687cc 225 CID | 1983 | Base; Exc.Air Cond | 22043 |
| 3.7L L6 3687cc 225 CID | 1983 | Base; For A/C Belt | 22043 |
| 5.2L V8 318 CID | 1983 | Base; Exc.Air Cond | 22043 |
| 5.2L V8 318 CID | 1983 | Base; For A/C Belt | 22043 |
| 5.2L V8 318 CID | 1984-1989 | Base; Exc.Max Cooling | 22043 |
| 5.2L V8 318 CID | 1984-1989 | Base; Max Cooling | 22045 |
| IMPERIAL | | | |
| 5.2L V8 318 CID | 1981 | Base; Exc.Air Cond; Exc.Max Cooling | 22043 |
| 5.2L V8 318 CID | 1981 | Base; Exc.Air Cond; Max Cooling | 22043 |
| 5.2L V8 318 CID | 1981 | Base; For A/C Belt | 22045 |
| 5.2L V8 318 CID | 1982 | Base; Exc.Air Cond | 22043 |
| 5.2L V8 318 CID | 1982 | Base; For A/C Belt | 22043 |
| 6.7L V8 6769cc 413 CID | 1959-1965 | | 22043 |
| 7.2L V8 440 CID | 1966-1967 | | 22026 |
| 7.2L V8 7211cc 440 CID | 1966-1974 | | 22026 |
| 7.2L V8 7212cc 440 CID | 1970-1974 | | 22026 |
| LEBARON | | | |
| 3.7L L6 3687cc 225 CID | 1980 | Salon, Special; For A/C Belt | 22043 |
| 3.7L L6 3687cc 225 CID | 1981 | Base, Medallion, Salon; Exc.Air Cond | 22043 |
| 3.7L L6 3687cc 225 CID | 1981 | Salon; For A/C Belt | 22043 |
| 3.7L L6 3687cc 225 CID | 1981 | Special; Exc.Air Cond | 22043 |
| 3.7L L6 3687cc 225 CID | 1981 | Special; For A/C Belt | 22043 |
| 3.7L L6 3687cc 225 CID | 1978-1979 | | 22026 |
| 3.7L L6 3687cc 225 CID | 1980-1981 | Base, Medallion; For A/C Belt | 22043 |
| 5.2L V8 318 CID | 1980 | Base, Medallion, Salon, Special; Max Cooling | 22045 |
| 5.2L V8 318 CID | 1980 | Base; Exc.Air Cond | 22043 |
| 5.2L V8 318 CID | 1980 | Base; Exc.Max Cooling | 22043 |
| 5.2L V8 318 CID | 1980 | Medallion; Exc.Air Cond | 22043 |
| 5.2L V8 318 CID | 1980 | Medallion; Exc.Max Cooling | 22043 |
| 5.2L V8 318 CID | 1980 | Salon; Exc.Air Cond | 22043 |
| 5.2L V8 318 CID | 1980 | Salon; Exc.Max Cooling | 22043 |
| 5.2L V8 318 CID | 1980 | Special; Exc.Air Cond | 22043 |
| 5.2L V8 318 CID | 1980 | Special; Exc.Max Cooling | 22043 |
| 5.2L V8 318 CID | 1981 | Base, Medallion, Salon, Special; For A/C Belt | 22045 |
| 5.2L V8 318 CID | 1981 | Base; Exc.Air Cond; Exc.Max Cooling | 22043 |
| 5.2L V8 318 CID | 1981 | Base; Exc.Air Cond; Max Cooling | 22043 |
| 5.2L V8 318 CID | 1981 | Medallion; Exc.Air Cond; Exc.Max Cooling | 22043 |
| 5.2L V8 318 CID | 1981 | Medallion; Exc.Air Cond; Max Cooling | 22043 |
| 5.2L V8 318 CID | 1981 | Salon; Exc.Air Cond; Exc.Max Cooling | 22043 |
| 5.2L V8 318 CID | 1981 | Salon; Exc.Air Cond; Max Cooling | 22043 |
| 5.2L V8 318 CID | 1981 | Special; Exc.Air Cond; Exc.Max Cooling | 22043 |
| 5.2L V8 318 CID | 1981 | Special; Exc.Air Cond; Max Cooling | 22043 |
| 5.2L V8 318 CID | 1977-1979 | | 22026 |
| 5.9L V8 360 CID | 1978-1979 | | 22026 |
| NEW YORKER | | | |
| 3.7L L6 3687cc 225 CID | 1982 | Base; Exc.Air Cond | 22043 |
| 3.7L L6 3687cc 225 CID | 1982 | Base; For A/C Belt | 22043 |
| 5.2L V8 318 CID | 1979 | | 22026 |

| Engine | Years | Application | USMW |
|---------------------------|-----------|-------------------------------------|-------|
| 5.2L V8 318 CID | 1980 | Base; Exc.Max Cooling | 22043 |
| 5.2L V8 318 CID | 1980 | Base; Max Cooling | 22045 |
| 5.2L V8 318 CID | 1981 | Base; Exc.Air Cond; Exc.Max Cooling | 22043 |
| 5.2L V8 318 CID | 1981 | Base; Exc.Air Cond; Max Cooling | 22043 |
| 5.2L V8 318 CID | 1980-1982 | Base; Exc.Air Cond | 22043 |
| 5.2L V8 318 CID | 1981-1982 | Base; For A/C Belt | 22045 |
| 5.9L V8 360 CID | 1980 | Base | 22043 |
| 5.9L V8 360 CID | 1980 | Base; Exc.Max Cooling | 22043 |
| 5.9L V8 360 CID | 1980 | Base; Max Cooling | 22045 |
| 5.9L V8 360 CID | 1977-1979 | | 22026 |
| 6.6L V8 400 CID | 1975-1978 | | 22026 |
| 6.6L V8 6555cc 400 CID | 1972 | | 22026 |
| 6.7L V8 6769cc 413 CID | 1959-1965 | | 22026 |
| 7.2L V8 440 CID | 1975-1978 | | 22026 |
| 7.2L V8 7211cc 440 CID | 1966-1974 | | 22026 |
| 7.2L V8 7212cc 440 CID | 1970-1974 | | 22026 |
| NEWPORT | | | |
| 3.7L L6 3687cc 225 CID | 1979 | | 22026 |
| 3.7L L6 3687cc 225 CID | 1981 | Base; Exc.Air Cond | 22043 |
| 3.7L L6 3687cc 225 CID | 1980-1981 | Base; For A/C Belt | 22043 |
| 5.2L V8 318 CID | 1979 | | 22026 |
| 5.2L V8 318 CID | 1980 | Base; Exc.Air Cond | 22043 |
| 5.2L V8 318 CID | 1980 | Base; Exc.Max Cooling | 22043 |
| 5.2L V8 318 CID | 1980 | Base; Max Cooling | 22045 |
| 5.2L V8 318 CID | 1981 | Base; Exc.Air Cond; Exc.Max Cooling | 22043 |
| 5.2L V8 318 CID | 1981 | Base; Exc.Air Cond; Max Cooling | 22043 |
| 5.2L V8 318 CID | 1981 | Base; For A/C Belt | 22045 |
| 5.9L V8 360 CID | 1980 | Base | 22043 |
| 5.9L V8 360 CID | 1980 | Base; Exc.Max Cooling | 22043 |
| 5.9L V8 360 CID | 1980 | Base; Max Cooling | 22045 |
| 5.9L V8 360 CID | 1971-1979 | | 22026 |
| 5.9L V8 5899cc 360 CID | 1971-1974 | | 22026 |
| 5.9L V8 5900cc 360 CID | 1971-1972 | | 22026 |
| 5.9L V8 5917cc 361 CID | 1961-1964 | | 21049 |
| 6.3L V8 383 CID | 1967-1971 | | 22026 |
| 6.3L V8 6286cc 383 CID | 1965-1971 | | 22026 |
| 6.6L V8 400 CID | 1975-1978 | | 22026 |
| 6.6L V8 6555cc 400 CID | 1972-1974 | | 22026 |
| 6.6L V8 6556cc 400 CID | 1972-1974 | | 22026 |
| 7.2L V8 440 CID | 1967-1978 | | 22026 |
| 7.2L V8 7211cc 440 CID | 1966-1974 | | 22026 |
| 7.2L V8 7212cc 440 CID | 1970-1974 | | 22026 |
| TOWN & COUNTRY | | | |
| 3.7L L6 3687cc 225 CID | 1981 | Base; Exc.Air Cond | 22043 |
| 3.7L L6 3687cc 225 CID | 1978-1979 | | 22026 |
| 3.7L L6 3687cc 225 CID | 1980-1981 | Base; For A/C Belt | 22043 |
| 5.2L V8 318 CID | 1980 | Base; Exc.Air Cond | 22043 |
| 5.2L V8 318 CID | 1980 | Base; Exc.Max Cooling | 22043 |
| 5.2L V8 318 CID | 1980 | Base; Max Cooling | 22045 |
| 5.2L V8 318 CID | 1981 | Base; Exc.Air Cond; Exc.Max Cooling | 22043 |
| 5.2L V8 318 CID | 1981 | Base; Exc.Air Cond; Max Cooling | 22043 |
| 5.2L V8 318 CID | 1981 | Base; For A/C Belt | 22045 |
| 5.2L V8 318 CID | 1978-1979 | | 22026 |
| 5.9L V8 360 CID | 1978-1979 | | 22026 |
| 6.3L V8 383 CID | 1968-1971 | | 22026 |
| 6.3L V8 6286cc 383 CID | 1966-1971 | | 22026 |
| 6.6L V8 400 CID | 1975-1977 | | 22026 |
| 6.6L V8 6555cc 400 CID | 1972-1974 | | 22026 |
| 7.2L V8 440 CID | 1975-1977 | | 22026 |
| 7.2L V8 7211cc 440 CID | 1966-1974 | | 22026 |
| 7.2L V8 7212cc 440 CID | 1970-1974 | | 22026 |
| DODGE | | | |
| 330 | | | |
| 3.7L L6 3687cc 225 CID | 1963-1964 | | 22026 |
| 5.2L V8 5212cc 318 CID | 1963-1964 | | 22026 |
| 6.3L V8 6286cc 383 CID | 1964 | | 22026 |
| 440 | | | |
| 3.7L L6 3687cc 225 CID | 1963-1964 | | 22026 |

| Engine | Years | Application | USMW |
|------------------------|-----------|-------------------------------------|-------|
| DODGE (CONT.) | | | |
| 4400 (CONT.) | | | |
| 5.2L V8 5212cc 318 CID | 1963-1964 | | 22026 |
| 6.3L V8 6286cc 383 CID | 1964 | | 22026 |
| 880 | | | |
| 6.3L V8 6286cc 383 CID | 1963-1965 | | 22026 |
| 6.7L V8 6769cc 413 CID | 1963 | | 22026 |
| A100 | | | |
| 2.8L L6 2786cc 170 CID | 1964-1966 | | 22026 |
| 3.2L L6 3245cc 198 CID | 1970-1964 | | 21043 |
| 3.7L L6 3687cc 225 CID | 1964-1966 | | 22026 |
| 3.7L L6 3688cc 225 CID | 1970-1964 | | 22026 |
| 4.5L V8 4473cc 273 CID | 1964-1966 | | 22026 |
| 5.2L V8 5212cc 318 CID | 1970 | | 22026 |
| A100 TRUCK | | | |
| 2.8L L6 170 CID | 1964-1969 | | 22026 |
| 3.2L L6 198 CID | 1970 | | 22026 |
| 3.7L L6 3687cc 225 CID | 1964-1970 | | 22026 |
| 4.5L V8 273 CID | 1964-1966 | | 22026 |
| 5.2L V8 318 CID | 1967-1970 | | 22026 |
| ASPEN | | | |
| 3.7L L6 3687cc 225 CID | 1980 | Base; For A/C Belt | 22043 |
| 3.7L L6 3687cc 225 CID | 1976-1979 | | 22026 |
| 5.2L V8 318 CID | 1980 | Base; Exc.Air Cond | 22043 |
| 5.2L V8 318 CID | 1980 | Base; Exc.Max Cooling | 22043 |
| 5.2L V8 318 CID | 1980 | Base; Max Cooling | 22045 |
| 5.2L V8 318 CID | 1976-1979 | | 22054 |
| 5.9L V8 360 CID | 1980 | Base | 22043 |
| 5.9L V8 360 CID | 1980 | Base; Exc.Max Cooling | 22043 |
| 5.9L V8 360 CID | 1980 | Base; Max Cooling | 22045 |
| 5.9L V8 360 CID | 1976-1979 | | 22054 |
| B100 | | | |
| 3.7L L6 3687cc 225 CID | 1980 | Base; Exc.Air Cond | 22043 |
| 3.7L L6 3687cc 225 CID | 1980 | Base; For A/C Belt | 22043 |
| 3.7L L6 3687cc 225 CID | 1975-1979 | | 22026 |
| 5.2L V8 5211cc 318 CID | 1980 | Base; Exc.Air Cond; Exc.Max Cooling | 22043 |
| 5.2L V8 5211cc 318 CID | 1980 | Base; Exc.Air Cond; Max Cooling | 22043 |
| 5.2L V8 5211cc 318 CID | 1980 | Base; For A/C Belt | 22045 |
| 5.2L V8 5211cc 318 CID | 1975-1979 | | 22026 |
| 5.9L V8 360 CID | 1976-1978 | | 22026 |
| B100 VAN | | | |
| 3.2L L6 198 CID | 1971 | | 22026 |
| 3.2L L6 3254cc 198 CID | 1971 | | 22026 |
| 3.7L L6 225 CID | 1971 | | 22026 |
| 3.7L L6 3687cc 225 CID | 1971-1974 | | 22026 |
| 5.2L V8 318 CID | 1971-1974 | | 22026 |
| 5.2L V8 5212cc 318 CID | 1971-1974 | | 22026 |
| 5.9L V8 360 CID | 1971-1974 | | 22026 |
| 5.9L V8 5899cc 360 CID | 1971-1974 | | 22026 |
| 5.9L V8 5900cc 360 CID | 1971-1974 | | 22026 |
| 7.2L V8 440 CID | 1974 | | 22054 |
| 7.2L V8 7211cc 440 CID | 1974 | | 22054 |
| 7.2L V8 7212cc 440 CID | 1974 | | 22054 |
| B150 | | | |
| 3.7L L6 3687cc 225 CID | 1981 | Base; Exc.Air Cond | 22043 |
| 3.7L L6 3687cc 225 CID | 1981 | Base; For A/C Belt | 22043 |
| 3.7L L6 3687cc 225 CID | 1982-1983 | Base; Max Cooling | 22043 |
| 3.7L L6 3687cc 225 CID | 1984-1987 | Base; Exc.Air Cond; Max Cooling | 22043 |
| 3.7L L6 3687cc 225 CID | 1984-1987 | Base; For A/C Belt; Max Cooling | 22043 |
| 3.9L V6 3906cc 239 CID | 1992 | A/C | 22160 |
| 3.9L V6 3906cc 239 CID | 1993 | Base; For A/C Belt | 22160 |
| 3.9L V6 3906cc 239 CID | 1994 | Base; Exc.Max Cooling; For A/C Belt | 22160 |
| 3.9L V6 3906cc 239 CID | 1994 | Max Cooling (A/C) | 22159 |
| 3.9L V6 3906cc 239 CID | 1988-1991 | Base; For A/C Belt | 22043 |
| 5.2L V8 5211cc 318 CID | 1981 | Base; For A/C Belt | 22045 |
| 5.2L V8 5211cc 318 CID | 1992 | Exc.Max Cooling | 22160 |
| 5.2L V8 5211cc 318 CID | 1981-1989 | Base; Exc.Air Cond; Exc.Max Cooling | 22043 |
| 5.2L V8 5211cc 318 CID | 1981-1989 | Base; Exc.Air Cond; Max Cooling | 22043 |
| 5.2L V8 5211cc 318 CID | 1981 | Base; For A/C Belt | 22045 |
| 5.2L V8 5211cc 318 CID | 1992 | Exc.Max Cooling | 22160 |
| 5.2L V8 5211cc 318 CID | 1981-1989 | Base; Exc.Air Cond; Exc.Max Cooling | 22043 |
| 5.2L V8 5211cc 318 CID | 1981-1989 | Base; Exc.Air Cond; Max Cooling | 22043 |
| 5.2L V8 5211cc 318 CID | 1981-1989 | Base; Exc.Air Cond | 22043 |
| 5.2L V8 5211cc 318 CID | 1981-1989 | Base; Exc.Max Cooling; For A/C Belt | 22043 |

| Engine | Years | Application | USMW |
|------------------------|-----------|--|-------|
| 5.2L V8 5211cc 318 CID | 1982-1983 | Base; Exc.Max Cooling | 22043 |
| 5.2L V8 5211cc 318 CID | 1982-1985 | Base; For A/C Belt; Max Cooling | 22043 |
| 5.2L V8 5211cc 318 CID | 1984-1985 | Base; Exc.Air Cond | 22043 |
| 5.2L V8 5211cc 318 CID | 1984-1985 | Base; Exc.Max Cooling; For A/C Belt | 22043 |
| 5.2L V8 5211cc 318 CID | 1986-1989 | Base; For A/C Belt | 22043 |
| 5.2L V8 5211cc 318 CID | 1990-1991 | Base | 22043 |
| 5.2L V8 5211cc 318 CID | 1992-1994 | Max Cooling | 22159 |
| 5.2L V8 5211cc 318 CID | 1993-1994 | Base; Exc.Max Cooling | 22160 |
| B1500 | | | |
| 3.9L V6 3906cc 239 CID | 1995 | Base; For A/C Belt; From 09/01/1995; Max Cooling | 22159 |
| 3.9L V6 3906cc 239 CID | 1995 | Max Cooling (A/C); Max Cooling (To 09/01/95) | 22159 |
| 3.9L V6 3906cc 239 CID | 1998 | Base | 22160 |
| 3.9L V6 3906cc 239 CID | 1995-1997 | Base; Exc.Max Cooling; For A/C Belt | 22160 |
| 3.9L V6 3906cc 239 CID | 1996-1997 | Base; For A/C Belt; Max Cooling | 22159 |
| 5.2L V8 5211cc 318 CID | 1995 | Base; From 09/01/1995; Max Cooling | 22159 |
| 5.2L V8 5211cc 318 CID | 1995 | Max Cooling (To 09/01/95) | 22159 |
| 5.2L V8 5211cc 318 CID | 1998 | Base | 22159 |
| 5.2L V8 5211cc 318 CID | 1995-1997 | Base; Exc.Max Cooling | 22160 |
| 5.2L V8 5211cc 318 CID | 1996-1997 | Base; Max Cooling | 22159 |
| 5.9L V8 360 CID | 1998 | Base | 22159 |
| B200 | | | |
| 3.7L L6 3687cc 225 CID | 1980 | Base; Exc.Air Cond | 22043 |
| 3.7L L6 3687cc 225 CID | 1980 | Base; For A/C Belt | 22043 |
| 3.7L L6 3687cc 225 CID | 1975-1978 | | 22026 |
| 5.2L V8 5211cc 318 CID | 1980 | Base; Exc.Air Cond; Exc.Max Cooling | 22043 |
| 5.2L V8 5211cc 318 CID | 1980 | Base; Exc.Air Cond; Max Cooling | 22043 |
| 5.2L V8 5211cc 318 CID | 1980 | Base; For A/C Belt | 22045 |
| 5.2L V8 5211cc 318 CID | 1975-1979 | | 22026 |
| 5.9L V8 360 CID | 1980 | Base; Exc.Air Cond; Exc.Max Cooling | 22043 |
| 5.9L V8 360 CID | 1980 | Base; Exc.Air Cond; Max Cooling | 22043 |
| 5.9L V8 360 CID | 1980 | Base; For A/C Belt | 22045 |
| 5.9L V8 360 CID | 1975-1979 | | 22026 |
| 6.6L V8 400 CID | 1976-1978 | | 22026 |
| 7.2L V8 440 CID | 1975-1978 | | 22054 |
| B200 VAN | | | |
| 3.2L L6 198 CID | 1971 | | 22026 |
| 3.2L L6 3254cc 198 CID | 1971 | | 22026 |
| 3.7L L6 225 CID | 1971 | | 22026 |
| 3.7L L6 3687cc 225 CID | 1971-1974 | | 22026 |
| 5.2L V8 318 CID | 1971-1974 | | 22026 |
| 5.2L V8 5212cc 318 CID | 1971-1974 | | 22026 |
| 5.9L V8 360 CID | 1971-1974 | | 22026 |
| 5.9L V8 5899cc 360 CID | 1971-1974 | | 22026 |
| 5.9L V8 5900cc 360 CID | 1971-1974 | | 22026 |
| 6.6L V8 400 CID | 1971-1974 | | 22026 |
| 6.6L V8 6555cc 400 CID | 1971-1974 | | 22026 |
| 6.6L V8 6556cc 400 CID | 1971-1974 | | 22026 |
| 7.2L V8 440 CID | 1974 | | 22054 |
| 7.2L V8 7211cc 440 CID | 1974 | | 22054 |
| 7.2L V8 7212cc 440 CID | 1974 | | 22054 |
| B250 | | | |
| 3.7L L6 3687cc 225 CID | 1981 | Base; Exc.Air Cond | 22043 |
| 3.7L L6 3687cc 225 CID | 1981 | Base; For A/C Belt | 22043 |
| 3.7L L6 3687cc 225 CID | 1982-1983 | Base; Max Cooling | 22043 |
| 3.7L L6 3687cc 225 CID | 1984-1987 | Base; Exc.Air Cond; Max Cooling | 22043 |
| 3.7L L6 3687cc 225 CID | 1984-1987 | Base; For A/C Belt; Max Cooling | 22043 |
| 3.9L V6 3906cc 239 CID | 1992 | A/C | 22160 |
| 3.9L V6 3906cc 239 CID | 1993 | Base; For A/C Belt | 22160 |
| 3.9L V6 3906cc 239 CID | 1994 | Base; Exc.Max Cooling; For A/C Belt | 22160 |
| 3.9L V6 3906cc 239 CID | 1994 | Max Cooling (A/C) | 22159 |
| 3.9L V6 3906cc 239 CID | 1988-1991 | Base; For A/C Belt | 22043 |
| 5.2L V8 5211cc 318 CID | 1981 | Base; For A/C Belt | 22045 |
| 5.2L V8 5211cc 318 CID | 1992 | Exc.Max Cooling | 22160 |
| 5.2L V8 5211cc 318 CID | 1981-1989 | Base; Exc.Air Cond; Exc.Max Cooling | 22043 |
| 5.2L V8 5211cc 318 CID | 1981-1989 | Base; Exc.Air Cond; Max Cooling | 22043 |
| 5.2L V8 5211cc 318 CID | 1982-1983 | Base; Exc.Max Cooling | 22043 |
| 5.2L V8 5211cc 318 CID | 1982-1985 | Base; For A/C Belt; Max Cooling | 22043 |
| 5.2L V8 5211cc 318 CID | 1984-1985 | Base; Exc.Air Cond | 22043 |
| 5.2L V8 5211cc 318 CID | 1984-1985 | Base; Exc.Max Cooling; For A/C Belt | 22043 |



FAN CLUTCH APPLICATION GUIDE

USMW
Professional Series

| Engine | Years | Application | USMW |
|------------------------|-----------|--|-------|
| DODGE (CONT.) | | | |
| B250 (CONT.) | | | |
| 5.2L V8 5211cc 318 CID | 1986-1989 | Base; For A/C Belt | 22043 |
| 5.2L V8 5211cc 318 CID | 1990-1991 | Base | 22043 |
| 5.2L V8 5211cc 318 CID | 1992-1994 | Max Cooling | 22159 |
| 5.2L V8 5211cc 318 CID | 1993-1994 | Base; Exc.Max Cooling | 22160 |
| 5.9L V8 360 CID | 1981 | Base; For A/C Belt | 22045 |
| 5.9L V8 360 CID | 1981-1989 | Base; Exc.Air Cond; Exc.Max Cooling | 22043 |
| 5.9L V8 360 CID | 1981-1989 | Base; Exc.Air Cond; Max Cooling | 22043 |
| 5.9L V8 360 CID | 1984-1985 | Base; Exc.Air Cond | 22043 |
| 5.9L V8 360 CID | 1984-1985 | Base; Exc.Max Cooling; For A/C Belt | 22043 |
| 5.9L V8 360 CID | 1984-1985 | Base; For A/C Belt; Max Cooling | 22043 |
| 5.9L V8 360 CID | 1986-1989 | Base; For A/C Belt | 22043 |
| 5.9L V8 360 CID | 1990-1992 | Base | 22043 |
| 5.9L V8 360 CID | 1993-1994 | Base; Exc.Max Cooling | 22160 |
| 5.9L V8 360 CID | 1993-1994 | Base; Max Cooling | 22159 |
| B2500 | | | |
| 3.9L V6 3906cc 239 CID | 1995 | Base; For A/C Belt; From 09/01/1995; Max Cooling | 22159 |
| 3.9L V6 3906cc 239 CID | 1995 | Base; Max Cooling (A/C); Max Cooling (To 09/01/95) | 22159 |
| 3.9L V6 3906cc 239 CID | 1995-1997 | Base; Exc.Max Cooling; For A/C Belt | 22160 |
| 3.9L V6 3906cc 239 CID | 1996-1997 | Base; For A/C Belt; Max Cooling | 22159 |
| 5.2L V8 5211cc 318 CID | 1995 | Base; From 09/01/1995; Max Cooling | 22159 |
| 5.2L V8 5211cc 318 CID | 1995 | Base; Max Cooling (To 09/01/95) | 22159 |
| 5.2L V8 5211cc 318 CID | 1998 | Base | 22159 |
| 5.2L V8 5211cc 318 CID | 1995-1997 | Base; Exc.Max Cooling | 22160 |
| 5.2L V8 5211cc 318 CID | 1996-1997 | Base; Max Cooling | 22159 |
| 5.9L V8 360 CID | 1995 | Base; From 09/01/1995; Max Cooling | 22159 |
| 5.9L V8 360 CID | 1995 | Base; Max Cooling (To 09/01/95) | 22159 |
| 5.9L V8 360 CID | 1998 | Base | 22159 |
| 5.9L V8 360 CID | 1995-1997 | Base; Exc.Max Cooling | 22160 |
| 5.9L V8 360 CID | 1996-1997 | Base; Max Cooling | 22159 |
| B300 | | | |
| 3.7L L6 225 CID | 1980 | Base; Exc.Air Cond | 22043 |
| 3.7L L6 225 CID | 1980 | Base; For A/C Belt | 22043 |
| 3.7L L6 3687cc 225 CID | 1975-1979 | Base | 22026 |
| 5.2L V8 5211cc 318 CID | 1980 | Base; Exc.Air Cond; Exc.Max Cooling | 22043 |
| 5.2L V8 5211cc 318 CID | 1980 | Base; Exc.Air Cond; Max Cooling | 22043 |
| 5.2L V8 5211cc 318 CID | 1980 | Base; For A/C Belt | 22045 |
| 5.2L V8 5211cc 318 CID | 1975-1979 | Base | 22026 |
| 5.9L V8 360 CID | 1980 | Base; Exc.Air Cond; Exc.Max Cooling | 22043 |
| 5.9L V8 360 CID | 1980 | Base; Exc.Air Cond; Max Cooling | 22043 |
| 5.9L V8 360 CID | 1980 | Base; For A/C Belt | 22045 |
| 5.9L V8 360 CID | 1975-1979 | Base | 22026 |
| 6.6L V8 400 CID | 1976-1978 | Base | 22026 |
| 7.2L V8 440 CID | 1975-1978 | Base | 22054 |
| B300 VAN | | | |
| 3.7L L6 225 CID | 1971 | Base | 22026 |
| 3.7L L6 3687cc 225 CID | 1971-1974 | Base | 22026 |
| 5.2L V8 318 CID | 1971-1974 | Base | 22026 |
| 5.2L V8 5212cc 318 CID | 1971-1974 | Base | 22026 |
| 5.9L V8 360 CID | 1971-1974 | Base | 22026 |
| 5.9L V8 5899cc 360 CID | 1971-1974 | Base | 22026 |
| 5.9L V8 5900cc 360 CID | 1971-1974 | Base | 22026 |
| 6.6L V8 6555cc 400 CID | 1971-1974 | Base | 22026 |
| 7.2L V8 7211cc 440 CID | 1974 | Base | 22054 |
| B350 | | | |
| 5.2L V8 5211cc 318 CID | 1981 | Base; For A/C Belt | 22045 |
| 5.2L V8 5211cc 318 CID | 1981-1989 | Base; Exc.Air Cond; Exc.Max Cooling | 22043 |
| 5.2L V8 5211cc 318 CID | 1981-1989 | Base; Exc.Air Cond; Max Cooling | 22043 |
| 5.2L V8 5211cc 318 CID | 1982-1983 | Base; Exc.Max Cooling | 22043 |
| 5.2L V8 5211cc 318 CID | 1982-1985 | Base; For A/C Belt; Max Cooling | 22043 |
| 5.2L V8 5211cc 318 CID | 1984-1985 | Base; Exc.Air Cond | 22043 |
| 5.2L V8 5211cc 318 CID | 1984-1985 | Base; Exc.Max Cooling; For A/C Belt | 22043 |
| 5.2L V8 5211cc 318 CID | 1986-1989 | Base; For A/C Belt | 22043 |
| 5.2L V8 5211cc 318 CID | 1990-1991 | Base | 22043 |
| 5.2L V8 5211cc 318 CID | 1992-1994 | Base; Exc.Max Cooling | 22160 |
| 5.2L V8 5211cc 318 CID | 1992-1994 | Base; Max Cooling | 22159 |

| Engine | Years | Application | USMW |
|------------------------|-----------|-------------------------------------|-------|
| 5.9L V8 360 CID | 1981 | Base; For A/C Belt | 22045 |
| 5.9L V8 360 CID | 1981-1989 | Base; Exc.Air Cond; Exc.Max Cooling | 22043 |
| 5.9L V8 360 CID | 1981-1989 | Base; Exc.Air Cond; Max Cooling | 22043 |
| 5.9L V8 360 CID | 1982-1983 | Base; Exc.Max Cooling | 22043 |
| 5.9L V8 360 CID | 1982-1985 | Base; For A/C Belt; Max Cooling | 22043 |
| 5.9L V8 360 CID | 1984-1985 | Base; Exc.Air Cond | 22043 |
| 5.9L V8 360 CID | 1984-1985 | Base; Exc.Max Cooling; For A/C Belt | 22043 |
| 5.9L V8 360 CID | 1986-1989 | Base; For A/C Belt | 22043 |
| 5.9L V8 360 CID | 1990-1992 | Base | 22043 |
| 5.9L V8 360 CID | 1993-1994 | Base; Exc.Max Cooling | 22160 |
| 5.9L V8 360 CID | 1993-1994 | Base; Max Cooling | 22159 |
| B3500 | | | |
| 5.2L V8 5211cc 318 CID | 1995 | Base; From 09/01/1995; Max Cooling | 22159 |
| 5.2L V8 5211cc 318 CID | 1995 | Base; Max Cooling (To 09/01/95) | 22159 |
| 5.2L V8 5211cc 318 CID | 1998 | Base | 22159 |
| 5.2L V8 5211cc 318 CID | 1995-1997 | Base; Exc.Max Cooling | 22160 |
| 5.2L V8 5211cc 318 CID | 1996-1997 | Base; Max Cooling | 22159 |
| 5.9L V8 360 CID | 1995 | Base; From 09/01/1995; Max Cooling | 22159 |
| 5.9L V8 360 CID | 1995 | Base; Max Cooling (To 09/01/95) | 22159 |
| 5.9L V8 360 CID | 1998 | Base | 22159 |
| 5.9L V8 360 CID | 1995-1997 | Base; Exc.Max Cooling | 22160 |
| 5.9L V8 360 CID | 1996-1997 | Base; Max Cooling | 22159 |
| CB300 | | | |
| 3.7L L6 3687cc 225 CID | 1974-1979 | Base | 22026 |
| 5.2L V8 318 CID | 1974 | Base | 22026 |
| 5.2L V8 5211cc 318 CID | 1980 | Base; Exc.Air Cond; Exc.Max Cooling | 22043 |
| 5.2L V8 5211cc 318 CID | 1980 | Base; Exc.Air Cond; Max Cooling | 22043 |
| 5.2L V8 5211cc 318 CID | 1980 | Base; For A/C Belt | 22045 |
| 5.2L V8 5211cc 318 CID | 1975-1979 | Base | 22026 |
| 5.2L V8 5212cc 318 CID | 1974 | Base | 22026 |
| 5.9L V8 360 CID | 1980 | Base; Exc.Air Cond; Exc.Max Cooling | 22043 |
| 5.9L V8 360 CID | 1980 | Base; Exc.Air Cond; Max Cooling | 22043 |
| 5.9L V8 360 CID | 1980 | Base; For A/C Belt | 22045 |
| 5.9L V8 360 CID | 1974-1979 | Base | 22026 |
| 5.9L V8 5899cc 360 CID | 1974 | | 22026 |
| 5.9L V8 5900cc 360 CID | 1974 | | 22026 |
| 6.6L V8 400 CID | 1976-1978 | | 22026 |
| 7.2L V8 440 CID | 1977-1979 | | 22045 |
| CHALLENGER | | | |
| 2.6L L4 2555cc 156 CID | 1978-1979 | | 22092 |
| 2.6L L4 2555cc 156 CID | 1980-1983 | Base, Premium | 22092 |
| 3.2L L6 198 CID | 1970-1971 | | 22026 |
| 3.2L L6 3254cc 198 CID | 1970-1971 | | 22026 |
| 3.7L L6 225 CID | 1970 | | 22026 |
| 3.7L L6 3687cc 225 CID | 1970-1972 | | 22026 |
| 5.2L V8 318 CID | 1974 | | 22026 |
| 5.2L V8 5212cc 318 CID | 1974 | | 22026 |
| 5.2L V8 5212cc 318 CID | 1970-1974 | | 22054 |
| 5.6L V8 5572cc 340 CID | 1970-1973 | | 22054 |
| 5.9L V8 360 CID | 1974 | | 22026 |
| 5.9L V8 5899cc 360 CID | 1974 | | 22026 |
| 5.9L V8 5899cc 360 CID | 1971-1974 | | 22054 |
| 5.9L V8 5900cc 360 CID | 1974 | | 22054 |
| 6.3L V8 6286cc 383 CID | 1970-1971 | | 22054 |
| 7.2L V8 7211cc 440 CID | 1970-1972 | | 22054 |
| 7.2L V8 7212cc 440 CID | 1970 | | 22054 |
| CHARGER | | | |
| 3.7L L6 225 CID | 1971-1972 | | 22026 |
| 3.7L L6 3687cc 225 CID | 1968-1974 | | 22026 |
| 5.2L V8 318 CID | 1969-1978 | | 22054 |
| 5.2L V8 318 CID | 1974-1978 | | 22026 |
| 5.2L V8 5212cc 318 CID | 1974 | | 22026 |
| 5.2L V8 5212cc 318 CID | 1966-1974 | | 22054 |
| 5.6L V8 5572cc 340 CID | 1970-1973 | | 22054 |
| 5.9L V8 360 CID | 1974-1978 | | 22026 |
| 5.9L V8 360 CID | 1975-1978 | | 22054 |
| 5.9L V8 5899cc 360 CID | 1974 | | 22026 |
| 5.9L V8 5899cc 360 CID | 1971-1974 | | 22054 |
| 5.9L V8 5900cc 360 CID | 1974 | | 22054 |

| Engine | Years | Application | USMW |
|------------------------|-----------|---------------------------------------|-------|
| DODGE (CONT.) | | | |
| CHARGER (CONT.) | | | |
| 5.9L V8 5917cc 361 CID | 1966 | | 22054 |
| 6.3L V8 383 CID | 1969 | | 22054 |
| 6.3L V8 6286cc 383 CID | 1966-1971 | | 22054 |
| 6.6L V8 400 CID | 1972-1978 | | 22026 |
| 6.6L V8 6555cc 400 CID | 1972-1974 | | 22026 |
| 6.6L V8 6556cc 400 CID | 1972-1974 | | 22026 |
| 7.2L V8 440 CID | 1969 | | 22054 |
| 7.2L V8 7211cc 440 CID | 1967-1974 | | 22054 |
| 7.2L V8 7212cc 440 CID | 1970-1974 | | 22054 |
| COLT | | | |
| 2.6L L4 2555cc 156 CID | 1980 | Base; Wagon | 22092 |
| CONQUEST | | | |
| 2.6L L4 2555cc 156 CID | 1984-1986 | Base | 22092 |
| CORONET | | | |
| 3.7L L6 225 CID | 1970-1972 | | 22026 |
| 3.7L L6 3687cc 225 CID | 1965-1976 | | 22026 |
| 4.5L V8 273 CID | 1965-1968 | | 22026 |
| 4.5L V8 4473cc 273 CID | 1965-1968 | | 22026 |
| 5.2L V8 318 CID | 1965-1976 | | 22054 |
| 5.2L V8 318 CID | 1974-1976 | | 22026 |
| 5.2L V8 5212cc 318 CID | 1974 | | 22026 |
| 5.2L V8 5212cc 318 CID | 1965-1974 | | 22054 |
| 5.6L V8 5572cc 340 CID | 1970-1973 | | 22054 |
| 5.9L V8 360 CID | 1974-1976 | | 22026 |
| 5.9L V8 360 CID | 1975-1976 | | 22054 |
| 5.9L V8 361 CID | 1965-1966 | | 22054 |
| 5.9L V8 5899cc 360 CID | 1974 | | 22026 |
| 5.9L V8 5899cc 360 CID | 1971-1974 | | 22054 |
| 5.9L V8 5900cc 360 CID | 1974 | | 22026 |
| 5.9L V8 5900cc 360 CID | 1973-1974 | | 22054 |
| 5.9L V8 5917cc 361 CID | 1965-1966 | | 22054 |
| 6.3L V8 383 CID | 1965-1967 | | 22054 |
| 6.3L V8 6286cc 383 CID | 1959-1971 | | 22054 |
| 6.6L V8 400 CID | 1972-1976 | | 22026 |
| 6.6L V8 6555cc 400 CID | 1972-1974 | | 22026 |
| 6.6L V8 6556cc 400 CID | 1972-1974 | | 22026 |
| 6.6L V8 6556cc 400 CID | 1975-1964 | Crestwood | 22045 |
| 7.2L V8 440 CID | 1966-1976 | | 22054 |
| 7.2L V8 7211cc 440 CID | 1967-1974 | | 22054 |
| 7.2L V8 7212cc 440 CID | 1970-1974 | | 22054 |
| D100 | | | |
| 3.7L L6 3687cc 225 CID | 1969-1964 | | 22026 |
| 3.7L L6 3687cc 225 CID | 1975-1979 | | 22026 |
| 3.7L L6 3687cc 225 CID | 1985-1987 | Custom; Exc.Air Cond; Max Cooling | 22043 |
| 3.7L L6 3687cc 225 CID | 1985-1987 | Custom; For A/C Belt; Max Cooling | 22043 |
| 3.7L L6 3688cc 225 CID | 1970-1964 | | 22026 |
| 3.9L V6 3906cc 239 CID | 1988-1989 | Custom; Exc.Air Cond | 22043 |
| 3.9L V6 3906cc 239 CID | 1988-1989 | Custom; For A/C Belt | 22043 |
| 5.2L V8 5211cc 318 CID | 1985 | Custom; Exc.Air Cond | 22043 |
| 5.2L V8 5211cc 318 CID | 1985 | Custom; Exc.Max Cooling; For A/C Belt | 22043 |
| 5.2L V8 5211cc 318 CID | 1985 | Custom; For A/C Belt; Max Cooling | 22043 |
| 5.2L V8 5211cc 318 CID | 1975-1979 | | 22026 |
| 5.2L V8 5211cc 318 CID | 1986-1989 | Custom; Exc.Air Cond; Exc.Max Cooling | 22043 |
| 5.2L V8 5211cc 318 CID | 1986-1989 | Custom; Exc.Air Cond; Max Cooling | 22043 |
| 5.2L V8 5211cc 318 CID | 1986-1989 | Custom; For A/C Belt | 22043 |
| 5.9L V8 360 CID | 1985 | Custom; Exc.Air Cond | 22043 |
| 5.9L V8 360 CID | 1985 | Custom; Exc.Max Cooling; For A/C Belt | 22043 |
| 5.9L V8 360 CID | 1985 | Custom; For A/C Belt; Max Cooling | 22043 |
| 5.9L V8 360 CID | 1988 | Custom; Dual Exhaust; Exc.Air Cond | 22043 |
| 5.9L V8 360 CID | 1975-1979 | | 22026 |
| 5.9L V8 360 CID | 1986-1988 | Custom; Exc.Air Cond; Exc.Max Cooling | 22043 |
| 5.9L V8 360 CID | 1986-1988 | Custom; Exc.Air Cond; Max Cooling | 22043 |
| 5.9L V8 360 CID | 1986-1988 | Custom; For A/C Belt | 22043 |
| 6.3L V8 6277cc 383 CID | 1967-1964 | | 22043 |
| 6.6L V8 400 CID | 1976-1978 | | 22026 |
| 7.2L V8 440 CID | 1975-1978 | | 22045 |

| Engine | Years | Application | USMW |
|------------------------|-----------|-------------------------------------|-------|
| D100 PICKUP | | | |
| 3.2L L6 198 CID | 1970-1971 | | 22026 |
| 3.2L L6 3254cc 198 CID | 1970-1971 | | 22026 |
| 3.7L L6 3687cc 225 CID | 1968-1974 | | 22026 |
| 5.2L V8 318 CID | 1968-1974 | | 22026 |
| 5.2L V8 5212cc 318 CID | 1968-1974 | | 22026 |
| 5.9L V8 360 CID | 1971-1974 | | 22026 |
| 5.9L V8 5899cc 360 CID | 1971-1974 | | 22026 |
| 5.9L V8 5900cc 360 CID | 1971-1974 | | 22026 |
| 6.3L V8 383 CID | 1968-1971 | | 22026 |
| 6.3L V8 6286cc 383 CID | 1968-1971 | | 22026 |
| 6.6L V8 400 CID | 1971-1974 | | 22026 |
| 6.6L V8 6555cc 400 CID | 1971-1974 | | 22026 |
| 6.6L V8 6556cc 400 CID | 1971-1974 | | 22026 |
| 7.2L V8 440 CID | 1973-1974 | | 22045 |
| 7.2L V8 7211cc 440 CID | 1973-1974 | | 22045 |
| 7.2L V8 7212cc 440 CID | 1973-1974 | | 22045 |
| D100 SERIES | | | |
| 2.8L L6 2786cc 170 CID | 1961-1966 | | 22026 |
| 3.7L L6 3687cc 225 CID | 1961-1967 | | 22026 |
| 5.2L V8 5212cc 318 CID | 1960-1967 | | 22026 |
| D150 | | | |
| 3.7L L6 3687cc 225 CID | 1977-1979 | | 22026 |
| 3.7L L6 3687cc 225 CID | 1980-1981 | Base; Exc.Air Cond | 22043 |
| 3.7L L6 3687cc 225 CID | 1980-1981 | Base; For A/C Belt | 22043 |
| 3.7L L6 3687cc 225 CID | 1982-1983 | Base; Miser; Max Cooling | 22043 |
| 3.7L L6 3687cc 225 CID | 1984-1987 | Base; Exc.Air Cond; Max Cooling | 22043 |
| 3.7L L6 3687cc 225 CID | 1984-1987 | Base; For A/C Belt; Max Cooling | 22043 |
| 3.9L V6 3906cc 239 CID | 1988-1989 | Base; Exc.Air Cond | 22043 |
| 3.9L V6 3906cc 239 CID | 1988-1989 | Base; For A/C Belt | 22043 |
| 3.9L V6 3906cc 239 CID | 1990-1991 | Base | 22043 |
| 3.9L V6 3906cc 239 CID | 1990-1991 | S | 22043 |
| 3.9L V6 3906cc 239 CID | 1992-1993 | Base | 22151 |
| 4.0L L6 243 CID | 1980 | Base; Exc.Air Cond | 22043 |
| 4.0L L6 243 CID | 1980 | Base; For A/C Belt | 22043 |
| 5.2L V8 5211cc 318 CID | 1977-1979 | | 22026 |
| 5.2L V8 5211cc 318 CID | 1980-1981 | Base; For A/C Belt | 22045 |
| 5.2L V8 5211cc 318 CID | 1980-1989 | Base; Exc.Air Cond; Exc.Max Cooling | 22043 |
| 5.2L V8 5211cc 318 CID | 1980-1989 | Base; Exc.Air Cond; Max Cooling | 22043 |
| 5.2L V8 5211cc 318 CID | 1982-1983 | Base; Exc.Max Cooling | 22043 |
| 5.2L V8 5211cc 318 CID | 1982-1983 | Miser; Exc.Air Cond; Max Cooling | 22043 |
| 5.2L V8 5211cc 318 CID | 1982-1983 | Miser; Exc.Max Cooling | 22043 |
| 5.2L V8 5211cc 318 CID | 1982-1983 | Miser; For A/C Belt; Max Cooling | 22043 |
| 5.2L V8 5211cc 318 CID | 1982-1985 | Base; For A/C Belt; Max Cooling | 22043 |
| 5.2L V8 5211cc 318 CID | 1984-1985 | Base; Exc.Air Cond | 22043 |
| 5.2L V8 5211cc 318 CID | 1984-1985 | Base; Exc.Max Cooling; For A/C Belt | 22043 |
| 5.2L V8 5211cc 318 CID | 1986-1989 | Base; For A/C Belt | 22043 |
| 5.2L V8 5211cc 318 CID | 1990-1991 | Base, S | 22043 |
| 5.2L V8 5211cc 318 CID | 1992-1993 | Base; Max Cooling | 22170 |
| 5.2L V8 5211cc 318 CID | 1992-1993 | Exc.Max Cooling | 22151 |
| 5.9L V8 360 CID | 1982 | Base; Exc.Max Cooling | 22043 |
| 5.9L V8 360 CID | 1982 | Miser; Exc.Air Cond; Max Cooling | 22043 |
| 5.9L V8 360 CID | 1982 | Miser; Exc.Max Cooling | 22043 |
| 5.9L V8 360 CID | 1982 | Miser; For A/C Belt; Max Cooling | 22043 |
| 5.9L V8 360 CID | 1993 | Base; Max Cooling | 22170 |
| 5.9L V8 360 CID | 1993 | Exc.Max Cooling | 22151 |
| 5.9L V8 360 CID | 1977-1979 | | 22026 |
| 5.9L V8 360 CID | 1980-1981 | Base; For A/C Belt | 22045 |
| 5.9L V8 360 CID | 1980-1989 | Base; Exc.Air Cond; Exc.Max Cooling | 22043 |
| 5.9L V8 360 CID | 1980-1989 | Base; Exc.Air Cond; Max Cooling | 22043 |
| 5.9L V8 360 CID | 1982-1985 | Base; For A/C Belt; Max Cooling | 22043 |
| 5.9L V8 360 CID | 1984-1985 | Base; Exc.Air Cond | 22043 |
| 5.9L V8 360 CID | 1984-1985 | Base; Exc.Max Cooling; For A/C Belt | 22043 |
| 5.9L V8 360 CID | 1986-1989 | Base; For A/C Belt | 22043 |
| 5.9L V8 360 CID | 1988-1989 | Base; Dual Exhaust; Exc.Air Cond | 22043 |
| 5.9L V8 360 CID | 1990-1991 | Base | 22043 |
| 5.9L V8 5900cc 360 CID | 1984-1964 | Adventurer, Base | 22026 |
| 6.6L V8 400 CID | 1977-1978 | | 22026 |
| 7.2L V8 440 CID | 1978 | | 22026 |



FAN CLUTCH APPLICATION GUIDE

USMW
Professional Series

| Engine | Years | Application | USMW |
|------------------------|-----------|-------------------------------------|-------|
| DODGE (CONT.) | | | |
| D200 | | | |
| 3.7L L6 3687cc 225 CID | 1980 | Base; Exc.Air Cond | 22043 |
| 3.7L L6 3687cc 225 CID | 1980 | Base; For A/C Belt | 22043 |
| 3.7L L6 3687cc 225 CID | 1975-1979 | | 22026 |
| 4.0L L6 243 CID | 1980 | Base; Exc.Air Cond | 22043 |
| 4.0L L6 243 CID | 1980 | Base; For A/C Belt | 22043 |
| 5.2L V8 5211cc 318 CID | 1980 | Base; Exc.Air Cond; Exc.Max Cooling | 22043 |
| 5.2L V8 5211cc 318 CID | 1980 | Base; Exc.Air Cond; Max Cooling | 22043 |
| 5.2L V8 5211cc 318 CID | 1980 | Base; For A/C Belt | 22045 |
| 5.2L V8 5211cc 318 CID | 1975-1979 | | 22026 |
| 5.9L V8 360 CID | 1980 | Base; Exc.Air Cond; Exc.Max Cooling | 22043 |
| 5.9L V8 360 CID | 1980 | Base; Exc.Air Cond; Max Cooling | 22043 |
| 5.9L V8 360 CID | 1980 | Base; For A/C Belt | 22045 |
| 5.9L V8 360 CID | 1975-1979 | | 22026 |
| 6.6L V8 400 CID | 1975-1978 | | 22026 |
| 7.2L V8 440 CID | 1975-1978 | | 22045 |
| D200 PICKUP | | | |
| 3.7L L6 3687cc 225 CID | 1968-1974 | | 22026 |
| 5.2L V8 318 CID | 1968-1974 | | 22026 |
| 5.2L V8 5212cc 318 CID | 1968-1974 | | 22026 |
| 5.9L V8 360 CID | 1971-1974 | | 22026 |
| 5.9L V8 5899cc 360 CID | 1971-1974 | | 22026 |
| 5.9L V8 5900cc 360 CID | 1971-1974 | | 22026 |
| 6.3L V8 6286cc 383 CID | 1968-1971 | | 22026 |
| 6.6L V8 400 CID | 1971-1974 | | 22026 |
| 6.6L V8 6555cc 400 CID | 1971-1974 | | 22026 |
| 6.6L V8 6556cc 400 CID | 1971-1974 | | 22026 |
| 7.2L V8 7211cc 440 CID | 1973-1974 | | 22026 |
| 7.2L V8 7212cc 440 CID | 1973-1974 | | 22026 |
| D200 SERIES | | | |
| 3.7L L6 3687cc 225 CID | 1961-1967 | | 22026 |
| 5.2L V8 5212cc 318 CID | 1960-1967 | | 22026 |
| 6.3L V8 6286cc 383 CID | 1967 | | 22026 |
| D250 | | | |
| 3.7L L6 3687cc 225 CID | 1981 | Base; Exc.Air Cond | 22043 |
| 3.7L L6 3687cc 225 CID | 1981 | Base; For A/C Belt | 22043 |
| 3.7L L6 3687cc 225 CID | 1982-1983 | Base; Max Cooling | 22043 |
| 3.7L L6 3687cc 225 CID | 1984-1987 | Base; Exc.Air Cond; Max Cooling | 22043 |
| 3.7L L6 3687cc 225 CID | 1984-1987 | Base; For A/C Belt; Max Cooling | 22043 |
| 3.9L V6 3906cc 239 CID | 1988-1989 | Base; Exc.Air Cond | 22043 |
| 3.9L V6 3906cc 239 CID | 1988-1989 | Base; For A/C Belt | 22043 |
| 3.9L V6 3906cc 239 CID | 1990-1991 | Base | 22043 |
| 3.9L V6 3906cc 239 CID | 1992-1993 | Base | 22151 |
| 5.2L V8 5211cc 318 CID | 1981 | Base; For A/C Belt | 22045 |
| 5.2L V8 5211cc 318 CID | 1981-1989 | Base; Exc.Air Cond; Exc.Max Cooling | 22043 |
| 5.2L V8 5211cc 318 CID | 1981-1989 | Base; Exc.Air Cond; Max Cooling | 22043 |
| 5.2L V8 5211cc 318 CID | 1982-1983 | Base; Exc.Max Cooling | 22043 |
| 5.2L V8 5211cc 318 CID | 1982-1985 | Base; For A/C Belt; Max Cooling | 22043 |
| 5.2L V8 5211cc 318 CID | 1984-1985 | Base; Exc.Air Cond | 22043 |
| 5.2L V8 5211cc 318 CID | 1984-1985 | Base; Exc.Max Cooling; For A/C Belt | 22043 |
| 5.2L V8 5211cc 318 CID | 1986-1989 | Base; For A/C Belt | 22043 |
| 5.2L V8 5211cc 318 CID | 1990-1991 | Base | 22043 |
| 5.2L V8 5211cc 318 CID | 1992-1993 | Base; Exc.Max Cooling | 22151 |
| 5.2L V8 5211cc 318 CID | 1992-1993 | Base; Max Cooling | 22170 |
| 5.9L L6 359 CID | 1989 | Base | 22070 |
| 5.9L L6 359 CID | 1990-1993 | Base; Exc.Intercooler | 22070 |
| 5.9L L6 359 CID | 1990-1993 | Base; Intercooler | 22070 |
| 5.9L V8 360 CID | 1981 | Base; For A/C Belt | 22045 |
| 5.9L V8 360 CID | 1982 | Base; Exc.Max Cooling | 22043 |
| 5.9L V8 360 CID | 1992 | Base | 22049 |
| 5.9L V8 360 CID | 1993 | Base; Exc.Max Cooling | 22151 |
| 5.9L V8 360 CID | 1993 | Base; Max Cooling | 22170 |
| 5.9L V8 360 CID | 1981-1989 | Base; Exc.Air Cond; Exc.Max Cooling | 22043 |
| 5.9L V8 360 CID | 1981-1989 | Base; Exc.Air Cond; Max Cooling | 22043 |
| 5.9L V8 360 CID | 1982-1985 | Base; For A/C Belt; Max Cooling | 22043 |
| 5.9L V8 360 CID | 1984-1985 | Base; Exc.Air Cond | 22043 |
| 5.9L V8 360 CID | 1984-1985 | Base; Exc.Max Cooling; For A/C Belt | 22043 |
| 5.9L V8 360 CID | 1986-1989 | Base; For A/C Belt | 22043 |
| 5.9L V8 360 CID | 1988-1989 | Base; Dual Exhaust; Exc.Air Cond | 22043 |
| 5.9L V8 360 CID | 1990-1991 | Base | 22043 |
| 5.9L V8 5900cc 360 CID | 1982-1967 | | 22043 |
| 5.9L V8 5900cc 360 CID | 1993-1967 | Base; With max cooling | 22170 |
| 5.9L V8 5900cc 360 CID | 1993-1967 | Base; Without max cooling | 22151 |
| D350 (MEX) | | | |
| 3.7L L6 3700cc 225 CID | 1980-1967 | | 22026 |
| 5.2L V8 5200cc 318 CID | 1980-1967 | | 22026 |
| 5.9L V8 5900cc 360 CID | 1980-1967 | | 22026 |
| D400 | | | |
| 5.9L V8 360 CID | 1978-1979 | | 22026 |
| 5.9L V8 360 CID | 1980-1981 | Base; Exc.Air Cond; Exc.Max Cooling | 22043 |
| 5.9L V8 360 CID | 1980-1981 | Base; Exc.Air Cond; Max Cooling | 22043 |
| 5.9L V8 360 CID | 1980-1981 | Base; For A/C Belt | 22045 |

| Engine | Years | Application | USMW |
|------------------------|-----------|-------------------------------------|-------|
| 5.9L V8 360 CID | 1986-1989 | Base; For A/C Belt | 22043 |
| 5.9L V8 360 CID | 1988-1989 | Base; Dual Exhaust; Exc.Air Cond | 22043 |
| 5.9L V8 360 CID | 1990-1991 | Base | 22043 |
| D300 | | | |
| 3.7L L6 3687cc 225 CID | 1975-1979 | | 22026 |
| 3.7L L6 3687cc 225 CID | 1977-1964 | Base, RS | 22026 |
| 5.2L V8 5211cc 318 CID | 1980 | Base; Exc.Air Cond; Exc.Max Cooling | 22043 |
| 5.2L V8 5211cc 318 CID | 1980 | Base; Exc.Air Cond; Max Cooling | 22043 |
| 5.2L V8 5211cc 318 CID | 1980 | Base; For A/C Belt | 22045 |
| 5.2L V8 5211cc 318 CID | 1975-1979 | | 22026 |
| 5.2L V8 5212cc 318 CID | 1960-1967 | | 22026 |
| 5.9L V8 360 CID | 1980 | Base; Exc.Air Cond; Exc.Max Cooling | 22043 |
| 5.9L V8 360 CID | 1980 | Base; Exc.Air Cond; Max Cooling | 22043 |
| 5.9L V8 360 CID | 1980 | Base; For A/C Belt | 22045 |
| 5.9L V8 360 CID | 1975-1979 | Base | 22026 |
| 6.6L V8 400 CID | 1976-1978 | | 22026 |
| 7.2L V8 440 CID | 1975-1978 | | 22045 |
| D300 PICKUP | | | |
| 3.7L L6 3687cc 225 CID | 1968-1974 | | 22026 |
| 5.2L V8 318 CID | 1968-1974 | | 22026 |
| 5.2L V8 5212cc 318 CID | 1968-1974 | | 22026 |
| 5.9L V8 360 CID | 1971-1974 | | 22026 |
| 5.9L V8 5899cc 360 CID | 1971-1974 | | 22026 |
| 5.9L V8 5900cc 360 CID | 1972-1974 | | 22026 |
| 6.3L V8 6286cc 383 CID | 1968-1971 | | 22026 |
| 6.6L V8 400 CID | 1971-1974 | | 22026 |
| 6.6L V8 6555cc 400 CID | 1971-1974 | | 22026 |
| 6.6L V8 6556cc 400 CID | 1971-1974 | | 22026 |
| 7.2L V8 7211cc 440 CID | 1972-1974 | | 22026 |
| 7.2L V8 7212cc 440 CID | 1973-1974 | | 22026 |
| D300 SERIES | | | |
| 3.7L L6 3687cc 225 CID | 1961-1967 | | 22026 |
| 6.3L V8 6286cc 383 CID | 1967 | | 22026 |
| D350 | | | |
| 5.2L V8 5211cc 318 CID | 1981 | Base; Exc.Air Cond; Exc.Max Cooling | 22043 |
| 5.2L V8 5211cc 318 CID | 1981 | Base; For A/C Belt | 22045 |
| 5.2L V8 5211cc 318 CID | 1981-1983 | Base; Exc.Air Cond; Max Cooling | 22043 |
| 5.2L V8 5211cc 318 CID | 1982-1983 | Base; Exc.Max Cooling | 22043 |
| 5.2L V8 5211cc 318 CID | 1982-1983 | Base; For A/C Belt; Max Cooling | 22043 |
| 5.9L L6 359 CID | 1989 | Base | 22070 |
| 5.9L L6 359 CID | 1990-1993 | Base; Exc.Intercooler | 22070 |
| 5.9L L6 359 CID | 1990-1993 | Base; Intercooler | 22070 |
| 5.9L V8 360 CID | 1981 | Base; For A/C Belt | 22045 |
| 5.9L V8 360 CID | 1992 | Base | 22049 |
| 5.9L V8 360 CID | 1993 | Base; Exc.Max Cooling | 22151 |
| 5.9L V8 360 CID | 1993 | Base; Max Cooling | 22170 |
| 5.9L V8 360 CID | 1981-1989 | Base; Exc.Air Cond; Exc.Max Cooling | 22043 |
| 5.9L V8 360 CID | 1981-1989 | Base; Exc.Air Cond; Max Cooling | 22043 |
| 5.9L V8 360 CID | 1982-1983 | Base; Exc.Max Cooling | 22043 |
| 5.9L V8 360 CID | 1982-1985 | Base; For A/C Belt; Max Cooling | 22043 |
| 5.9L V8 360 CID | 1984-1985 | Base; Exc.Air Cond | 22043 |
| 5.9L V8 360 CID | 1984-1985 | Base; Exc.Max Cooling; For A/C Belt | 22043 |
| 5.9L V8 360 CID | 1986-1989 | Base; For A/C Belt | 22043 |
| 5.9L V8 360 CID | 1988-1989 | Base; Dual Exhaust; Exc.Air Cond | 22043 |
| 5.9L V8 360 CID | 1990-1991 | Base | 22043 |
| 5.9L V8 5900cc 360 CID | 1982-1967 | | 22043 |
| 5.9L V8 5900cc 360 CID | 1993-1967 | Base; With max cooling | 22170 |
| 5.9L V8 5900cc 360 CID | 1993-1967 | Base; Without max cooling | 22151 |
| D350 (MEX) | | | |
| 3.7L L6 3700cc 225 CID | 1980-1967 | | 22026 |
| 5.2L V8 5200cc 318 CID | 1980-1967 | | 22026 |
| 5.9L V8 5900cc 360 CID | 1980-1967 | | 22026 |
| D400 | | | |
| 5.9L V8 360 CID | 1978-1979 | | 22026 |
| 5.9L V8 360 CID | 1980-1981 | Base; Exc.Air Cond; Exc.Max Cooling | 22043 |
| 5.9L V8 360 CID | 1980-1981 | Base; Exc.Air Cond; Max Cooling | 22043 |
| 5.9L V8 360 CID | 1980-1981 | Base; For A/C Belt | 22045 |

| Engine | Years | Application | USMW |
|------------------------|-----------|---|--------------|
| DODGE (CONT.) | | | |
| D450 | | | |
| 5.9L V8 360 CID | 1978-1979 | | 22026 |
| 5.9L V8 360 CID | 1980-1981 | Base; Exc.Air Cond; Exc.Max Cooling | 22043 |
| 5.9L V8 360 CID | 1980-1981 | Base; Exc.Air Cond; Max Cooling | 22043 |
| 5.9L V8 360 CID | 1980-1981 | Base; For A/C Belt | 22045 |
| D50 | | | |
| 2.0L L4 1995cc 122 CID | 1979 | | 22086 |
| 2.0L L4 1995cc 122 CID | 1980 | Base | 22092 |
| 2.0L L4 1997cc 122 CID | 1981-1982 | Custom | 22092 |
| 2.6L L4 2555cc 156 CID | 1979 | | 22086 |
| 2.6L L4 2555cc 156 CID | 1982 | Custom | 22092 |
| 2.6L L4 2555cc 156 CID | 1980-1982 | Sport | 22092 |
| 2.6L L4 2555cc 156 CID | 1981-1982 | Royal | 22092 |
| DAKOTA | | | |
| 3.7L V6 226 CID | 2004 | Base, SLT, SLT Plus, Sport, Sport Plus, Stampede, SXT | 22150 |
| 3.7L V6 226 CID | 2005 | Laramie, SLT, Sport, ST | 22170 |
| 3.7L V6 226 CID | 2008 | SLT, Sport, SXT, TRX | 22170 |
| 3.7L V6 226 CID | 2010 | Laramie | 22170 |
| 3.7L V6 226 CID | 2006-2007 | Laramie, SLT | 22170 |
| 3.7L V6 226 CID | 2006-2010 | ST | 22170 |
| 3.7L V6 226 CID | 2008-2009 | TRX4 | 22170 |
| 3.7L V6 226 CID | 2009-2010 | Big Horn, Lone Star | 22170 |
| 3.9L V6 3906cc 239 CID | 1987 | Base, LE, SE | 22026 |
| 3.9L V6 3906cc 239 CID | 2002 | SXT | 22171 |
| 3.9L V6 3906cc 239 CID | 1988-1989 | Base, LE, SE, Sport | 22026 |
| 3.9L V6 3906cc 239 CID | 1990-1991 | Base, LE, S, SE, Sport | 22026 |
| 3.9L V6 3906cc 239 CID | 1992-1993 | Base, LE, S, Sport; Max Cooling | 22170 |
| 3.9L V6 3906cc 239 CID | 1992-1993 | LE, S; Exc.Max Cooling | 22151 |
| 3.9L V6 3906cc 239 CID | 1992-1996 | Base, Sport; Exc.Max Cooling | 22151 |
| 3.9L V6 3906cc 239 CID | 1994-1996 | Base; Max Cooling | 22151 |
| 3.9L V6 3906cc 239 CID | 1994-1996 | SLT, Sport; Max Cooling | 22151 |
| 3.9L V6 3906cc 239 CID | 1994-1996 | SLT; Exc.Max Cooling | 22151 |
| 3.9L V6 3906cc 239 CID | 1994-1996 | WS; Exc.Max Cooling | 22151 |
| 3.9L V6 3906cc 239 CID | 1994-1996 | WS; Max Cooling | 22151 |
| 3.9L V6 3906cc 239 CID | 1997-1999 | Base; Exc.Max Cooling | 22171 |
| 3.9L V6 3906cc 239 CID | 1997-1999 | Base; Max Cooling | 22171 |
| 3.9L V6 3906cc 239 CID | 1997-1999 | SLT; Exc.Max Cooling | 22171 |
| 3.9L V6 3906cc 239 CID | 1997-1999 | SLT; Max Cooling | 22171 |
| 3.9L V6 3906cc 239 CID | 1997-1999 | Sport; Exc.Max Cooling | 22171 |
| 3.9L V6 3906cc 239 CID | 1997-1999 | Sport; Max Cooling | 22171 |
| 3.9L V6 3906cc 239 CID | 2000-2003 | Base, SLT, Sport | 22171 |
| 4.7L V8 285 CID | 2002 | SXT | 22171 |
| 4.7L V8 285 CID | 2004 | SLT Plus, Sport Plus | 22171 |
| 4.7L V8 285 CID | 2005 | Sport, ST | 22170 |
| 4.7L V8 285 CID | 2006 | ST | 22170 |
| 4.7L V8 285 CID | 2007 | Laramie, SLT, ST | 22170 |
| 4.7L V8 285 CID | 2008 | SLT, Sport, SXT, TRX | 22170 |
| 4.7L V8 285 CID | 2002-2003 | Base | 22171 |
| 4.7L V8 285 CID | 2002-2004 | SLT, Sport | 22171 |
| 4.7L V8 285 CID | 2005-2006 | Laramie, SLT | 22170 |
| 4.7L V8 285 CID | 2008-2010 | Laramie, TRX4 | 22170 |
| 4.7L V8 285 CID | 2009-2010 | Big Horn, Lone Star | 22170 |
| 4.7L V8 287 CID | 2000-2001 | Base, SLT, Sport | 22171 |
| 5.2L V8 5211cc 318 CID | 1991 | Base; Exc.Max Cooling | 22146 |
| 5.2L V8 5211cc 318 CID | 1991 | Base; Max Cooling (From 04/16/91) | 22146 |
| 5.2L V8 5211cc 318 CID | 1991 | Base; Max Cooling (To 04/16/91) | 22146 |
| 5.2L V8 5211cc 318 CID | 1991 | LE; Exc.Max Cooling | 22146 |
| 5.2L V8 5211cc 318 CID | 1991 | LE; Max Cooling (From 04/16/91) | 22146 |
| 5.2L V8 5211cc 318 CID | 1991 | LE; Max Cooling (To 04/16/91) | 22146 |
| 5.2L V8 5211cc 318 CID | 1991 | S; Exc.Max Cooling | 22146 |
| 5.2L V8 5211cc 318 CID | 1991 | S; Max Cooling (From 04/16/91) | 22146 |
| 5.2L V8 5211cc 318 CID | 1991 | S; Max Cooling (To 04/16/91) | 22146 |
| 5.2L V8 5211cc 318 CID | 1991 | SE; Exc.Max Cooling | 22146 |
| 5.2L V8 5211cc 318 CID | 1991 | SE; Max Cooling (From 04/16/91) | 22146 |
| 5.2L V8 5211cc 318 CID | 1991 | SE; Max Cooling (To 04/16/91) | 22146 |
| 5.2L V8 5211cc 318 CID | 1991 | Sport; Exc.Max Cooling | 22146 |

| Engine | Years | Application | USMW |
|-------------------------|-----------|--|--------------|
| 5.2L V8 5211cc 318 CID | 1991 | Sport; Max Cooling (From 04/16/91) | 22146 |
| 5.2L V8 5211cc 318 CID | 1991 | Sport; Max Cooling (To 04/16/91) | 22146 |
| 5.2L V8 5211cc 318 CID | 1992-1993 | LE, S; Exc.Max Cooling | 22151 |
| 5.2L V8 5211cc 318 CID | 1992-1993 | LE, S; Max Cooling | 22170 |
| 5.2L V8 5211cc 318 CID | 1992-1996 | Base, Sport; Exc.Max Cooling | 22151 |
| 5.2L V8 5211cc 318 CID | 1992-1996 | Base, Sport; Max Cooling | 22170 |
| 5.2L V8 5211cc 318 CID | 1994-1996 | SLT, WS; Exc.Max Cooling | 22151 |
| 5.2L V8 5211cc 318 CID | 1994-1996 | SLT, WS; Max Cooling | 22170 |
| 5.2L V8 5211cc 318 CID | 1997-1999 | Base, SLT, Sport | 22170 |
| 5.9L V8 360 CID | 1998-1999 | R/T | 22170 |
| 5.9L V8 360 CID | 2000-2003 | R/T, SLT, Sport | 22171 |
| DAKOTA SHELBY | | | |
| 5.2L V8 5212cc 318 CID | 1990-1967 | Base, LE, S, SE | 22043 |
| DAKOTA SLT (MEX) | | | |
| 3.7L L6 3701cc 226 CID | 2010-2011 | | 22170 |
| DART | | | |
| 2.8L L6 170 CID | 1961-1967 | | 22026 |
| 2.8L L6 2786cc 170 CID | 1961-1971 | | 22026 |
| 3.2L L6 198 CID | 1970-1974 | Base, Custom, Swinger | 22026 |
| 3.2L L6 198 CID | 1971-1972 | Demon | 22026 |
| 3.2L L6 198 CID | 1971-1974 | Special | 22026 |
| 3.2L L6 198 CID | 1973-1974 | Sport | 22026 |
| 3.2L L6 3254cc 198 CID | 1974 | Special Edition | 22026 |
| 3.2L L6 3254cc 198 CID | 1970-1974 | Base, Custom, Swinger | 22026 |
| 3.2L L6 3254cc 198 CID | 1971-1972 | Demon | 22026 |
| 3.2L L6 3254cc 198 CID | 1971-1974 | Special | 22026 |
| 3.2L L6 3254cc 198 CID | 1973-1974 | Sport | 22026 |
| 3.7L L6 225 CID | 1971 | Base, Custom, Demon, Special, Swinger | 22026 |
| 3.7L L6 3687cc 225 CID | 1963-1977 | | 22026 |
| 4.5L V8 4473cc 273 CID | 1964-1969 | Base | 22026 |
| 5.2L V8 318 CID | 1960-1976 | | 22054 |
| 5.2L V8 318 CID | 1974-1976 | | 22026 |
| 5.2L V8 5212cc 318 CID | 1974 | | 22026 |
| 5.2L V8 5212cc 318 CID | 1960-1974 | | 22054 |
| 5.6L V8 5572cc 340 CID | 1968-1973 | | 22054 |
| 5.9L V8 360 CID | 1974-1976 | | 22026 |
| 5.9L V8 360 CID | 1975-1976 | | 22054 |
| 5.9L V8 361 CID | 1960-1961 | | 22054 |
| 5.9L V8 5899cc 360 CID | 1974 | | 22026 |
| 5.9L V8 5899cc 360 CID | 1971-1974 | | 22054 |
| 5.9L V8 5900cc 360 CID | 1974 | | 22054 |
| 5.9L V8 5917cc 361 CID | 1960-1962 | | 22054 |
| 6.3L V8 383 CID | 1960-1967 | | 22054 |
| 6.3L V8 6286cc 383 CID | 1960-1969 | | 22054 |
| DART (MEX) | | | |
| 3.7L L6 3700cc 225 CID | 1977-1981 | | 22026 |
| 5.9L V8 5900cc 360 CID | 1977-1982 | | 22026 |
| DIPLOMAT | | | |
| 3.7L L6 3687cc 225 CID | 1981 | Base, Sport; Exc.Air Cond | 22043 |
| 3.7L L6 3687cc 225 CID | 1981 | Sport; For A/C Belt | 22043 |
| 3.7L L6 3687cc 225 CID | 1978-1979 | | 22026 |
| 3.7L L6 3687cc 225 CID | 1980-1981 | Base; For A/C Belt | 22043 |
| 3.7L L6 3687cc 225 CID | 1980-1983 | Medallion; For A/C Belt | 22043 |
| 3.7L L6 3687cc 225 CID | 1980-1983 | Salon; For A/C Belt | 22043 |
| 3.7L L6 3687cc 225 CID | 1981-1983 | Medallion; Exc.Air Cond | 22043 |
| 3.7L L6 3687cc 225 CID | 1981-1983 | Salon; Exc.Air Cond | 22043 |
| 5.2L V8 318 CID | 1980 | Base, Medallion, Salon; Max Cooling | 22045 |
| 5.2L V8 318 CID | 1980 | Base; Exc.Air Cond | 22043 |
| 5.2L V8 318 CID | 1980 | Base; Exc.Max Cooling | 22043 |
| 5.2L V8 318 CID | 1980 | Medallion; Exc.Max Cooling | 22043 |
| 5.2L V8 318 CID | 1981 | Base; Exc.Air Cond; Exc.Max Cooling | 22043 |
| 5.2L V8 318 CID | 1981 | Base; Exc.Air Cond; Max Cooling | 22043 |
| 5.2L V8 318 CID | 1981 | Base; For A/C Belt | 22045 |
| 5.2L V8 318 CID | 1981 | Medallion; Exc.Air Cond; Exc.Max Cooling | 22043 |
| 5.2L V8 318 CID | 1981 | Medallion; Exc.Air Cond; Max Cooling | 22043 |
| 5.2L V8 318 CID | 1981 | Salon; Exc.Air Cond; Exc.Max Cooling | 22043 |
| 5.2L V8 318 CID | 1981 | Salon; Exc.Air Cond; Max Cooling | 22043 |
| 5.2L V8 318 CID | 1982 | Medallion, Salon; Exc.Air Cond | 22043 |
| 5.2L V8 318 CID | 1983 | Medallion; For A/C Belt | 22043 |

| Engine | Years | Application | USMW |
|-------------------------|-----------|---|-------|
| DODGE (CONT.) | | | |
| DIPLOMAT (CONT.) | | | |
| 5.2L V8 318 CID | 1983 | Salon | 22045 |
| 5.2L V8 318 CID | 1983 | Salon; For A/C Belt | 22043 |
| 5.2L V8 318 CID | 1977-1979 | | 22026 |
| 5.2L V8 318 CID | 1980-1983 | Medallion; Exc.Air Cond | 22043 |
| 5.2L V8 318 CID | 1980-1983 | Salon; Exc.Air Cond | 22043 |
| 5.2L V8 318 CID | 1980-1989 | Salon; Exc.Max Cooling | 22043 |
| 5.2L V8 318 CID | 1981-1982 | Medallion; Salon; For A/C Belt | 22045 |
| 5.2L V8 318 CID | 1984-1989 | Salon; Max Cooling | 22045 |
| 5.2L V8 318 CID | 1984-1989 | SE; Exc.Max Cooling | 22043 |
| 5.2L V8 318 CID | 1984-1989 | SE; Max Cooling | 22045 |
| 5.2L V8 5211cc 318 CID | 1983 | Medallion | 22045 |
| 5.2L V8 5211cc 318 CID | 1985 | Salon; SE; Exc.Max Cooling | 22043 |
| 5.2L V8 5211cc 318 CID | 1985 | Salon; SE; Max Cooling | 22045 |
| 5.9L V8 360 CID | 1978-1979 | | 22054 |
| DURANGO | | | |
| 3.7L V6 226 CID | 2009 | SE | 22164 |
| 3.7L V6 226 CID | 2004-2005 | ST | 22164 |
| 3.7L V6 226 CID | 2004-2009 | SLT | 22164 |
| 3.7L V6 226 CID | 2006-2008 | SXT | 22164 |
| 3.9L V6 3906cc 239 CID | 1999 | SLT Plus; Exc.Max Cooling | 22171 |
| 3.9L V6 3906cc 239 CID | 1999 | SLT Plus; Max Cooling | 22171 |
| 3.9L V6 3906cc 239 CID | 1998-1999 | Base; Exc.Max Cooling | 22171 |
| 3.9L V6 3906cc 239 CID | 1998-1999 | Base; Max Cooling | 22171 |
| 3.9L V6 3906cc 239 CID | 1998-1999 | SLT; Exc.Max Cooling | 22171 |
| 3.9L V6 3906cc 239 CID | 1998-1999 | SLT; Max Cooling | 22171 |
| 4.7L V8 285 CID | 2003 | SXT | 22171 |
| 4.7L V8 285 CID | 2005 | SXT; Exc.Heavy Duty Cooling | 22164 |
| 4.7L V8 285 CID | 2005 | SXT; Heavy Duty Cooling | 22164 |
| 4.7L V8 285 CID | 2009 | Limited; SE, SLT | 22164 |
| 4.7L V8 285 CID | 2002-2003 | SLT, SLT Plus, Sport | 22171 |
| 4.7L V8 285 CID | 2004-2005 | Limited; Exc.Heavy Duty Cooling | 22164 |
| 4.7L V8 285 CID | 2004-2005 | Limited; Heavy Duty Cooling | 22164 |
| 4.7L V8 285 CID | 2004-2005 | SLT; Exc.Heavy Duty Cooling | 22164 |
| 4.7L V8 285 CID | 2004-2005 | SLT; Heavy Duty Cooling | 22164 |
| 4.7L V8 285 CID | 2004-2005 | ST; Exc.Heavy Duty Cooling | 22164 |
| 4.7L V8 285 CID | 2004-2005 | ST; Heavy Duty Cooling | 22164 |
| 4.7L V8 285 CID | 2006-2008 | Adventurer; Limited, SLT, SXT | 22164 |
| 4.7L V8 287 CID | 2000 | SLT Plus, Sport | 22171 |
| 4.7L V8 287 CID | 2000-2001 | Base, SLT | 22171 |
| 5.2L V8 5211cc 318 CID | 1999 | SLT Plus; Exc.Max Cooling | 22170 |
| 5.2L V8 5211cc 318 CID | 2000 | Base, SLT, SLT Plus, Sport; Exc.Max Cooling | 22171 |
| 5.2L V8 5211cc 318 CID | 2000 | Sport; Max Cooling | 22170 |
| 5.2L V8 5211cc 318 CID | 1998-1999 | Base, SLT; Exc.Max Cooling | 22170 |
| 5.2L V8 5211cc 318 CID | 1998-2000 | Base, SLT; Max Cooling | 22170 |
| 5.2L V8 5211cc 318 CID | 1999-2000 | SLT Plus; Max Cooling | 22170 |
| 5.7L V8 345 CID | 2005 | ST; Exc.Heavy Duty Cooling | 22164 |
| 5.7L V8 345 CID | 2005 | ST; Heavy Duty Cooling | 22164 |
| 5.7L V8 345 CID | 2007 | SXT; Exc.Heavy Duty Cooling | 22164 |
| 5.7L V8 345 CID | 2007 | SXT; Heavy Duty Cooling | 22164 |
| 5.7L V8 345 CID | 2004-2008 | Limited; Exc.Heavy Duty Cooling | 22164 |
| 5.7L V8 345 CID | 2004-2008 | Limited; Heavy Duty Cooling | 22164 |
| 5.7L V8 345 CID | 2004-2008 | SLT; Exc.Heavy Duty Cooling | 22164 |
| 5.7L V8 345 CID | 2004-2008 | SLT; Heavy Duty Cooling | 22164 |
| 5.7L V8 345 CID | 2006-2008 | Adventurer; Exc.Heavy Duty Cooling | 22164 |
| 5.7L V8 345 CID | 2006-2008 | Adventurer; Heavy Duty Cooling | 22164 |
| 5.9L V8 360 CID | 1999 | SLT Plus; Exc.Max Cooling | 22170 |
| 5.9L V8 360 CID | 2000 | R/T, SLT Plus, Sport; Exc.Max Cooling | 22171 |
| 5.9L V8 360 CID | 2000 | R/T, Sport; Max Cooling | 22170 |
| 5.9L V8 360 CID | 2001 | R/T; Exc.Max Cooling | 22171 |
| 5.9L V8 360 CID | 2001 | R/T; Max Cooling | 22170 |
| 5.9L V8 360 CID | 2003 | SXT; Drive Ratio 3.92 | 22171 |
| 5.9L V8 360 CID | 2003 | SXT; Exc.Drive Ratio 3.92; Exc.Heavy Duty Cooling | 22171 |
| 5.9L V8 360 CID | 2003 | SXT; Exc.Drive Ratio 3.92; Heavy Duty Cooling | 22170 |
| 5.9L V8 360 CID | 1998-1999 | Base, SLT; Exc.Max Cooling | 22170 |
| 5.9L V8 360 CID | 1998-2001 | Base, SLT; Max Cooling | 22170 |
| 5.9L V8 360 CID | 1999-2000 | SLT Plus; Max Cooling | 22170 |

| Engine | Years | Application | USMW |
|--------------------------------|-----------|---|-------|
| 5.9L V8 360 CID | 2000-2001 | Base, SLT; Exc.Max Cooling | 22171 |
| 5.9L V8 360 CID | 2002-2003 | R/T, SLT, SLT Plus, Sport; Exc.Drive Ratio 3.92; Heavy Duty Cooling | 22170 |
| 5.9L V8 360 CID | 2002-2003 | R/T; Drive Ratio 3.92 | 22171 |
| 5.9L V8 360 CID | 2002-2003 | R/T; Exc.Drive Ratio 3.92; Exc.Heavy Duty Cooling | 22171 |
| 5.9L V8 360 CID | 2002-2003 | SLT Plus; Drive Ratio 3.92 | 22171 |
| 5.9L V8 360 CID | 2002-2003 | SLT Plus; Exc.Drive Ratio 3.92; Exc.Heavy Duty Cooling | 22171 |
| 5.9L V8 360 CID | 2002-2003 | SLT; Drive Ratio 3.92 | 22171 |
| 5.9L V8 360 CID | 2002-2003 | SLT; Exc.Drive Ratio 3.92; Exc.Heavy Duty Cooling | 22171 |
| 5.9L V8 360 CID | 2002-2003 | Sport; Drive Ratio 3.92 | 22171 |
| 5.9L V8 360 CID | 2002-2003 | Sport; Exc.Drive Ratio 3.92; Exc.Heavy Duty Cooling | 22171 |
| DURANGO (MEX) | | | |
| 5215 V8 5.2Lcc 318 CID | 1998-1982 | | 22159 |
| DURANGO CREW LUXE (MEX) | | | |
| 5.7L V8 5654cc CID | 2012-2013 | | 22059 |
| H100 VAN (MEX) | | | |
| 2.5L L4 2476cc CID | 2010-2014 | | 22091 |
| LANCER | | | |
| 2.8L L6 170 CID | 1961-1962 | | 22026 |
| 2.8L L6 2786cc 170 CID | 1961-1962 | | 22026 |
| 3.7L L6 3687cc 225 CID | 1961-1962 | | 22026 |
| M300 | | | |
| 5.2L V8 318 CID | 1974 | | 22026 |
| 5.2L V8 5212cc 318 CID | 1974 | | 22026 |
| M350 | | | |
| 5.2L V8 318 CID | 1974 | | 22026 |
| MAGNUM | | | |
| 5.2L V8 318 CID | 1978-1979 | | 22026 |
| 5.9L V8 360 CID | 1978-1979 | | 22026 |
| 6.6L V8 400 CID | 1978 | | 22026 |
| MAGNUM (MEX) | | | |
| 5.9L V8 5900cc 360 CID | 1980-1982 | | 22026 |
| MB300 | | | |
| 5.2L V8 5212cc 318 CID | 1974 | | 22026 |
| MICROBUS (MEX) | | | |
| 5.9L V8 5900cc CID | 1992-1997 | | 22170 |
| MINI RAM | | | |
| 2.6L L4 2556cc 156 CID | 1987-1997 | | 22092 |
| MIRADA | | | |
| 3.7L L6 3687cc 225 CID | 1980-1983 | Special Coupe | 22043 |
| 5.2L V8 318 CID | 1980-1981 | Special Coupe, Special Coupe | 22045 |
| 5.2L V8 318 CID | 1982-1983 | Special Coupe | 22043 |
| 5.9L V8 360 CID | 1980 | Special Coupe | 22043 |
| 5.9L V8 360 CID | 1980 | Special Coupe; Exc.Max Cooling | 22043 |
| 5.9L V8 360 CID | 1980 | Special Coupe; Max Cooling | 22045 |
| MONACO | | | |
| 3.7L L6 3687cc 225 CID | 1977-1978 | | 22026 |
| 5.2L V8 318 CID | 1975-1978 | | 22054 |
| 5.2L V8 5212cc 318 CID | 1974 | | 22026 |
| 5.2L V8 5212cc 318 CID | 1968-1974 | | 22054 |
| 5.9L V8 360 CID | 1974-1978 | | 22026 |
| 5.9L V8 360 CID | 1975-1978 | | 22054 |
| 5.9L V8 5899cc 360 CID | 1974 | | 22026 |
| 5.9L V8 5899cc 360 CID | 1971-1974 | | 22054 |
| 5.9L V8 5900cc 360 CID | 1974 | | 22026 |
| 5.9L V8 5900cc 360 CID | 1971-1974 | | 22054 |
| 6.3L V8 6286cc 383 CID | 1965-1971 | | 22054 |
| 6.6L V8 400 CID | 1972-1978 | | 22026 |
| 6.6L V8 6555cc 400 CID | 1972-1974 | | 22026 |
| 6.6L V8 6556cc 400 CID | 1972-1974 | | 22026 |
| 6.6L V8 6556cc 400 CID | 1975-1997 | Base | 22045 |
| 7.2L V8 440 CID | 1967-1978 | | 22054 |
| 7.2L V8 7211cc 440 CID | 1966-1974 | | 22054 |
| 7.2L V8 7212cc 440 CID | 1970-1974 | | 22054 |
| NITRO | | | |
| 3.7L V6 226 CID | 2009 | SLT | 22152 |

| Engine | Years | Application | USMW |
|------------------------|-----------|--|-------|
| DODGE (CONT.) | | | |
| NITRO (CONT.) | | | |
| 3.7L V6 226 CID | 2011 | Heat | 22152 |
| 3.7L V6 226 CID | 2009-2011 | SE | 22152 |
| 3.7L V6 226 CID | 2010-2011 | SXT | 22152 |
| 4.0L V6 3952cc 241 CID | 2009 | R/T | 22152 |
| 4.0L V6 3952cc 241 CID | 2010-2011 | Detonator, Heat, Shock, SXT | 22152 |
| P200 VAN | | | |
| 3.7L L6 3687cc 225 CID | 1974 | | 22026 |
| P300 VAN | | | |
| 3.7L L6 3687cc 225 CID | 1974 | | 22026 |
| POLARA | | | |
| 3.7L L6 225 CID | 1970-1971 | | 22026 |
| 3.7L L6 3687cc 225 CID | 1963-1973 | | 22026 |
| 5.2L V8 318 CID | 1970 | | 22054 |
| 5.2L V8 5212cc 318 CID | 1960-1973 | | 22054 |
| 5.6L V8 5572cc 340 CID | 1972-1973 | | 22054 |
| 5.9L V8 5899cc 360 CID | 1971-1973 | | 22054 |
| 5.9L V8 5900cc 360 CID | 1971-1973 | | 22054 |
| 5.9L V8 5917cc 361 CID | 1960-1962 | | 22054 |
| 6.3L V8 383 CID | 1963-1970 | | 22054 |
| 6.3L V8 6286cc 383 CID | 1960-1971 | | 22054 |
| 6.6L V8 400 CID | 1972-1973 | | 22026 |
| 6.6L V8 6555cc 400 CID | 1972-1973 | | 22026 |
| 6.6L V8 6556cc 400 CID | 1972-1973 | | 22026 |
| 7.2L V8 440 CID | 1970 | | 22054 |
| 7.2L V8 7211cc 440 CID | 1966-1973 | | 22054 |
| 7.2L V8 7212cc 440 CID | 1970-1973 | | 22054 |
| POWER RAM 50 | | | |
| 2.0L L4 1995cc | 1984 | Custom | 22086 |
| 2.0L L4 1997cc | 1983 | Custom | 22086 |
| 2.3L L4 2346cc | 1983-1984 | Sport | 22073 |
| 2.3L L4 2346cc | 1984-1985 | Royal | 22073 |
| 2.6L L4 2555cc | 1984 | Custom, Royal | 22092 |
| 2.6L L4 2555cc | 1983-1984 | Sport | 22092 |
| 2.6L L4 2555cc 156 CID | 1985 | Royal | 22092 |
| 2.6L L4 2555cc 156 CID | 1985-1986 | Custom, Sport | 22092 |
| R300 | | | |
| 5.2L V8 5212cc 318 CID | 1974 | | 22026 |
| RAIDER | | | |
| 2.6L L4 2555cc 156 CID | 1987-1989 | Base | 22092 |
| 3.0L V6 2972cc 181 CID | 1989 | Base | 22073 |
| RAM 1500 | | | |
| 3.7L V6 226 CID | 2003 | Laramie | 22168 |
| 3.7L V6 226 CID | 2008 | SXT | 22168 |
| 3.7L V6 226 CID | 2002-2003 | SLT | 22168 |
| 3.7L V6 226 CID | 2002-2008 | ST | 22168 |
| 3.9L V6 3906cc 239 CID | 1994-1996 | Base | 22160 |
| 3.9L V6 3906cc 239 CID | 1997-2001 | Laramie, Sport, ST, WS | 22160 |
| 4.7L V8 285 CID | 2006 | Laramie, TRX4 | 22168 |
| 4.7L V8 285 CID | 2007 | SLT, ST, TRX4, SLT, ST, TRX4 | 22168 |
| 4.7L V8 285 CID | 2008 | SLT, ST, SXT, SLT, ST, SXT | 22168 |
| 4.7L V8 285 CID | 2005-2006 | SLT, ST | 22168 |
| 4.7L V8 285 CID | 2007-2008 | ST, ST | 22168 |
| 4.7L V8 285 CID | 2009-2010 | SLT, ST, TRX, TRX4 | 22150 |
| 4.7L V8 287 CID | 2003 | Laramie, Laramie | 22168 |
| 4.7L V8 287 CID | 2004 | Laramie, SLT, ST, Laramie, SLT, ST | 22168 |
| 4.7L V8 287 CID | 2002-2003 | SLT, ST, SLT, ST | 22168 |
| 5.2L V8 5211cc 318 CID | 1994-1996 | Base | 22160 |
| 5.2L V8 5211cc 318 CID | 1997-2001 | Laramie, Sport, ST | 22160 |
| 5.7L V8 345 CID | 2008 | SXT | 22168 |
| 5.7L V8 345 CID | 2003-2008 | Laramie, SLT, ST | 22168 |
| 5.7L V8 345 CID | 2006-2007 | Sport, TRX4 | 22168 |
| 5.7L V8 345 CID | 2009-2010 | Laramie, SLT, Sport, ST | 22059 |
| 5.7L V8 345 CID | 2009-2010 | TRX, TRX4 | 22059 |
| 5.9L V8 360 CID | 2000 | Laramie, Sport, ST; From 05/01/2000; Max Cooling | 22159 |
| 5.9L V8 360 CID | 2000 | Laramie, Sport, ST; Max Cooling; To 05/01/2000 | 22170 |
| 5.9L V8 360 CID | 2001 | Laramie, Sport, ST; Max Cooling | 22159 |

| Engine | Years | Application | USMW |
|------------------------|-----------|---|-------|
| 5.9L V8 360 CID | 2002 | SLT, ST | 22168 |
| 5.9L V8 360 CID | 2003 | Laramie; Exc.Heavy Duty Cooling | 22168 |
| 5.9L V8 360 CID | 2003 | Laramie; Heavy Duty Cooling | 22168 |
| 5.9L V8 360 CID | 2003 | SLT; Exc.Heavy Duty Cooling | 22168 |
| 5.9L V8 360 CID | 2003 | SLT; Heavy Duty Cooling | 22168 |
| 5.9L V8 360 CID | 2003 | ST; Exc.Heavy Duty Cooling | 22168 |
| 5.9L V8 360 CID | 2003 | ST; Heavy Duty Cooling | 22168 |
| 5.9L V8 360 CID | 1994-1996 | Base; Exc.Max Cooling | 22170 |
| 5.9L V8 360 CID | 1994-1996 | Base; Max Cooling | 22170 |
| 5.9L V8 360 CID | 1997-1999 | Laramie; Exc.Max Cooling | 22170 |
| 5.9L V8 360 CID | 1997-1999 | Laramie; Max Cooling | 22170 |
| 5.9L V8 360 CID | 1997-1999 | Sport; Exc.Max Cooling | 22170 |
| 5.9L V8 360 CID | 1997-1999 | Sport; Max Cooling | 22170 |
| 5.9L V8 360 CID | 1997-1999 | ST; Exc.Max Cooling | 22170 |
| 5.9L V8 360 CID | 1997-1999 | ST; Max Cooling | 22170 |
| 5.9L V8 360 CID | 1998-2001 | Laramie, Sport, ST; Snow Plow Pkg | 22171 |
| 5.9L V8 360 CID | 2000-2001 | Laramie, Sport, ST; Exc.Max Cooling | 22160 |
| RAM 1500 VAN | | | |
| 3.9L V6 3906cc 239 CID | 1999-2003 | Base | 22160 |
| 5.2L V8 5211cc 318 CID | 1999-2003 | Base; Exc.Heavy Duty Cooling | 22160 |
| 5.2L V8 5211cc 318 CID | 1999-2003 | Base; Heavy Duty Cooling | 22159 |
| 5.9L V8 360 CID | 1999-2003 | Base; Exc.Heavy Duty Cooling | 22160 |
| 5.9L V8 360 CID | 1999-2003 | Base; Heavy Duty Cooling | 22159 |
| RAM 2500 | | | |
| 5.2L V8 5211cc 318 CID | 1994-1996 | Base | 22160 |
| 5.7L V8 345 CID | 2003 | Laramie; w/ Automatic Trans. | 22620 |
| 5.7L V8 345 CID | 2003 | Laramie; w/ Standard Trans., SLT; w/ Standard Trans.; Exc.Snow Plow Pkg | 22168 |
| 5.7L V8 345 CID | 2003 | Laramie; w/ Standard Trans.; Snow Plow Pkg | 22620 |
| 5.7L V8 345 CID | 2003 | SLT; w/ Automatic Trans. | 22620 |
| 5.7L V8 345 CID | 2003 | SLT; w/ Standard Trans.; Snow Plow Pkg | 22620 |
| 5.7L V8 345 CID | 2004 | SLT, ST; Exc.Snow Plow Pkg | 22620 |
| 5.7L V8 345 CID | 2006 | Power Wagon; Snow Plow Pkg | 22620 |
| 5.7L V8 345 CID | 2006 | Sport; w/ Automatic Trans.; Exc.Snow Plow Pkg | 22620 |
| 5.7L V8 345 CID | 2006 | Sport; w/ Standard Trans.; Exc.Snow Plow Pkg | 22168 |
| 5.7L V8 345 CID | 2006 | TRX4; Snow Plow Pkg | 22620 |
| 5.7L V8 345 CID | 2007 | Sport; Exc.Snow Plow Pkg | 22620 |
| 5.7L V8 345 CID | 2007 | TRX4; w/ Automatic Trans.; Snow Plow Pkg | 22620 |
| 5.7L V8 345 CID | 2007 | TRX4; w/ Standard Trans.; Snow Plow Pkg | 22168 |
| 5.7L V8 345 CID | 2008 | SXT; w/ Automatic Trans.; Exc.Snow Plow Pkg | 22620 |
| 5.7L V8 345 CID | 2008 | SXT; w/ Automatic Trans.; Snow Plow Pkg | 22620 |
| 5.7L V8 345 CID | 2008 | SXT; w/ Standard Trans.; Exc.Snow Plow Pkg | 22168 |
| 5.7L V8 345 CID | 2008 | SXT; w/ Standard Trans.; Snow Plow Pkg | 22168 |
| 5.7L V8 345 CID | 2004-2006 | SLT, ST; Snow Plow Pkg | 22620 |
| 5.7L V8 345 CID | 2005-2006 | Laramie; Snow Plow Pkg | 22620 |
| 5.7L V8 345 CID | 2005-2008 | Laramie; w/ Standard Trans., SLT; w/ Standard Trans., ST; w/ Standard Trans., Laramie; w/ Automatic Trans., SLT; w/ Automatic Trans., ST; w/ Automatic Trans.; Exc.Snow Plow Pkg | 22620 |
| 5.7L V8 345 CID | 2006-2007 | Sport; Snow Plow Pkg | 22620 |
| 5.7L V8 345 CID | 2006-2007 | TRX4; w/ Automatic Trans.; Exc.Snow Plow Pkg | 22620 |
| 5.7L V8 345 CID | 2006-2007 | TRX4; w/ Standard Trans.; Exc.Snow Plow Pkg | 22168 |
| 5.7L V8 345 CID | 2006-2008 | Power Wagon; w/ Standard Trans., Power Wagon; w/ Automatic Trans.; Exc.Snow Plow Pkg | 22620 |
| 5.7L V8 345 CID | 2007-2008 | Laramie; w/ Standard Trans., Power Wagon; w/ Standard Trans., SLT; w/ Standard Trans., ST; w/ Standard Trans., Laramie; w/ Automatic Trans., Power Wagon; w/ Automatic Trans., SLT; w/ Automatic Trans., ST; w/ Automatic Trans.; Snow Plow Pkg | 22620 |
| 5.7L V8 345 CID | 2009-2010 | Laramie, Power Wagon, SLT, ST, SXT | 22059 |
| 5.9L L6 359 CID | 2003 | Laramie, SLT | 22344 |
| 5.9L L6 359 CID | 2004 | SLT, ST; Exc.Next Generation Diesel Tracking | 22344 |
| 5.9L L6 359 CID | 2004 | SLT, ST; Next Generation Diesel Tracking | 22331 |



FAN CLUTCH APPLICATION GUIDE

USMW
Professional Series

| Engine | Years | Application | USMW |
|----------------------------------|-----------|---|-------|
| DODGE (CONT.) | | | |
| RAM 2500 (CONT.) | | | |
| 5.9L L6 359 CID | 1994-1999 | Base | 22070 |
| 5.9L L6 359 CID | 2000-2002 | Base | 22616 |
| 5.9L L6 359 CID | 2005-2007 | Laramie | 22331 |
| 5.9L L6 359 CID | 2006-2007 | SLT, Sport, TRX4 | 22331 |
| 5.9L L6 359 CID | 2006-2009 | ST | 22331 |
| 5.9L V8 360 CID | 2000 | Base; From 05/01/2000; Max Cooling | 22159 |
| 5.9L V8 360 CID | 2000 | Base; Max Cooling; To 05/01/2000 | 22170 |
| 5.9L V8 360 CID | 1994-1999 | Base; Exc.Max Cooling | 22170 |
| 5.9L V8 360 CID | 1994-1999 | Base; Max Cooling | 22170 |
| 5.9L V8 360 CID | 1998-2001 | Base; Snow Plow Pkg | 22171 |
| 5.9L V8 360 CID | 2000-2002 | Base; Exc.Max Cooling | 22160 |
| 5.9L V8 360 CID | 2001-2002 | Base; Max Cooling | 22159 |
| 6.7L L6 408 CID | 2010 | Laramie, SLT, ST, SXT | 22345 |
| 6.7L L6 408 CID | 2007-2009 | Laramie, SLT, ST | 22331 |
| 6.7L L6 408 CID | 2008-2009 | SXT | 22331 |
| 8.0L V10 7990cc 488 CID2003 | | Laramie, SLT | 22159 |
| 8.0L V10 7990cc 488 CID1994-2002 | | Base | 22159 |
| RAM 2500 (MEX) | | | |
| 5.2L V8 5215cc CID | 1997 | | 22159 |
| RAM 2500 3/4 TON (MEX) | | | |
| 4.7L V8 4700cc CID | 2002-1997 | | 22165 |
| RAM 2500 HEMI SPORT (MEX) | | | |
| 5654 V8 5.7Lcc 345 CID | 2015-2016 | | 22059 |
| RAM 2500 R/T (MEX) | | | |
| 5654 V8 5.7Lcc 345 CID | 2015-2016 | | 22059 |
| RAM 2500 VAN | | | |
| 3.9L V6 3906cc 239 CID | 2001 | Base | 22160 |
| 5.2L V8 5211cc 318 CID | 1999-2003 | Base; Exc.Heavy Duty Cooling | 22160 |
| 5.2L V8 5211cc 318 CID | 1999-2003 | Base; Heavy Duty Cooling | 22159 |
| 5.9L V8 360 CID | 1999-2003 | Base; Exc.Heavy Duty Cooling | 22160 |
| 5.9L V8 360 CID | 1999-2003 | Base; Heavy Duty Cooling | 22159 |
| RAM 3500 | | | |
| 5.7L V8 345 CID | 2003 | SLT, ST; Exc.Snow Plow Pkg | 22168 |
| 5.7L V8 345 CID | 2003 | SLT, ST; Snow Plow Pkg | 22620 |
| 5.7L V8 345 CID | 2004 | Laramie, SLT, ST; Exc.Snow Plow Pkg | 22620 |
| 5.7L V8 345 CID | 2006 | Sport; Snow Plow Pkg | 22620 |
| 5.7L V8 345 CID | 2007 | Sport; w/ Standard Trans., Sport; w/ Automatic Trans.; Snow Plow Pkg | 22620 |
| 5.7L V8 345 CID | 2008 | SXT; w/ Automatic Trans.; Exc.Snow Plow Pkg | 22620 |
| 5.7L V8 345 CID | 2008 | SXT; w/ Automatic Trans.; Snow Plow Pkg | 22620 |
| 5.7L V8 345 CID | 2008 | SXT; w/ Standard Trans.; Exc.Snow Plow Pkg | 22168 |
| 5.7L V8 345 CID | 2008 | SXT; w/ Standard Trans.; Snow Plow Pkg | 22168 |
| 5.7L V8 345 CID | 2009 | Laramie; Exc.Snow Plow Pkg | 22059 |
| 5.7L V8 345 CID | 2009 | Laramie; Snow Plow Pkg | 22059 |
| 5.7L V8 345 CID | 2009 | SLT; Exc.Snow Plow Pkg | 22059 |
| 5.7L V8 345 CID | 2009 | SLT; Snow Plow Pkg | 22059 |
| 5.7L V8 345 CID | 2009 | ST; Exc.Snow Plow Pkg | 22059 |
| 5.7L V8 345 CID | 2009 | ST; Snow Plow Pkg | 22059 |
| 5.7L V8 345 CID | 2009 | SXT; Exc.Snow Plow Pkg | 22059 |
| 5.7L V8 345 CID | 2009 | SXT; Snow Plow Pkg | 22059 |
| 5.7L V8 345 CID | 2004-2006 | Laramie, SLT, ST; Snow Plow Pkg | 22620 |
| 5.7L V8 345 CID | 2005-2008 | Laramie; w/ Standard Trans., SLT; w/ Standard Trans., ST; w/ Standard Trans., Laramie; w/ Automatic Trans., SLT; w/ Automatic Trans., ST; w/ Automatic Trans.; Exc.Snow Plow Pkg | 22620 |
| 5.7L V8 345 CID | 2006-2007 | Sport; w/ Standard Trans., Sport; w/ Automatic Trans.; Exc.Snow Plow Pkg | 22620 |
| 5.7L V8 345 CID | 2007-2008 | Laramie; w/ Standard Trans., SLT; w/ Standard Trans., ST; w/ Standard Trans., Laramie; w/ Automatic Trans., SLT; w/ Automatic Trans., ST; w/ Automatic Trans.; Snow Plow Pkg | 22620 |
| 5.9L L6 359 CID | 2003 | SLT, ST | 22344 |

| Engine | Years | Application | USMW |
|----------------------------------|-----------|--|-------|
| 5.9L L6 359 CID | 2004 | Laramie, SLT, ST; Exc.Next Genetation Diesel Tracking | 22344 |
| 5.9L L6 359 CID | 2004 | Laramie, SLT, ST; Next Generation Diesel Tracking | 22331 |
| 5.9L L6 359 CID | 2005 | Laramie | 22331 |
| 5.9L L6 359 CID | 2007 | TRX4 | 22331 |
| 5.9L L6 359 CID | 1994-1999 | Base | 22070 |
| 5.9L L6 359 CID | 2000-2002 | Base | 22616 |
| 5.9L L6 359 CID | 2005-2007 | SLT | 22331 |
| 5.9L L6 359 CID | 2005-2009 | ST | 22331 |
| 5.9L L6 359 CID | 2006-2007 | Laramie, Sport | 22331 |
| 5.9L V8 360 CID | 2000 | Base; From 05/01/2000; Max Cooling | 22159 |
| 5.9L V8 360 CID | 2000 | Base; Max Cooling; To 05/01/2000 | 22170 |
| 5.9L V8 360 CID | 1994-1999 | Base; Exc.Max Cooling | 22170 |
| 5.9L V8 360 CID | 1994-1999 | Base; Max Cooling | 22170 |
| 5.9L V8 360 CID | 1998-2001 | Base; Snow Plow Pkg | 22171 |
| 5.9L V8 360 CID | 2000-2002 | Base; Exc.Max Cooling | 22160 |
| 5.9L V8 360 CID | 2001-2002 | Base; Max Cooling | 22159 |
| 5.9L V8 360 CID | 2000-2002 | Base; Exc.Max Cooling | 22160 |
| 5.9L V8 360 CID | 2001-2002 | Base; Max Cooling | 22159 |
| 6.7L L6 408 CID | 2007 | Sport | 22331 |
| 6.7L L6 408 CID | 2010 | Cab & Chassis; Laramie, Cab & Chassis; SLT, Cab & Chassis; ST, Laramie; Crew Cab Pickup, Laramie; Extended Crew Cab Pickup, SLT; Crew Cab Pickup, SLT; Extended Crew Cab Pickup, SLT; Standard Cab Pickup, ST; Crew Cab Pickup, ST; Standard Cab Pickup, SXT; Crew Cab Pickup, SXT; Extended Crew Cab Pickup, SXT; Standard Cab Pickup | 22345 |
| 6.7L L6 408 CID | 2007-2009 | Laramie, SLT, ST | 22331 |
| 6.7L L6 408 CID | 2008-2009 | SXT | 22331 |
| 8.0L V10 7990cc 488 CID2003 | | SLT, ST | 22159 |
| 8.0L V10 7990cc 488 CID1994-2002 | | Base | 22159 |
| RAM 3500 VAN | | | |
| 5.2L V8 5211cc 318 CID | 1999-2003 | Base; Exc.Heavy Duty Cooling | 22160 |
| 5.2L V8 5211cc 318 CID | 1999-2003 | Base; Heavy Duty Cooling | 22159 |
| 5.9L V8 360 CID | 1999-2003 | Base; Exc.Heavy Duty Cooling | 22160 |
| 5.9L V8 360 CID | 1999-2003 | Base; Heavy Duty Cooling | 22159 |
| RAM 4000 (MEX) | | | |
| 5.7L V8 5654cc CID | 2012-2014 | | 22059 |
| 5.7L V8 5700cc CID | 2002-2011 | | 22620 |
| 5.9L L6 5884cc CID | 2007-2011 | | 22331 |
| 5.9L V8 5900cc CID | 1997-1999 | | 22170 |
| 5.9L V8 5900cc CID | 2000-1999 | | 22620 |
| 5654 V8 5.7Lcc 345 CID | 2015-2016 | | 22059 |
| 6.7L L6 6700cc CID | 2010-2013 | | 22345 |
| RAM 4500 | | | |
| 6.7L L6 408 CID | 2008-2010 | Laramie, SLT, ST | 22331 |
| RAM 50 | | | |
| 2.0L L4 1995cc 122 CID | 1984 | Custom, Royal | 22086 |
| 2.0L L4 1995cc 122 CID | 1985-1987 | Custom | 22086 |
| 2.0L L4 1995cc 122 CID | 1987-1989 | Base | 22086 |
| 2.0L L4 1997cc 122 CID | 1983 | Custom, Custom | 22092 |
| 2.3L L4 2346cc 143 CID | 1983-1984 | Sport | 22073 |
| 2.3L L4 2346cc 143 CID | 1983-1985 | Royal | 22073 |
| 2.4L L4 2351cc | 1990-1991 | LE, SE | 22086 |
| 2.4L L4 2351cc | 1990-1993 | Base | 22086 |
| 2.4L L4 2351cc | 1992-1993 | SE | 22086 |
| 2.6L L4 2555cc 156 CID | 1983-1985 | Royal, Sport | 22092 |
| 2.6L L4 2555cc 156 CID | 1984-1985 | Custom | 22092 |
| 2.6L L4 2555cc 156 CID | 1986-1989 | Sport | 22092 |
| 2.6L L4 2555cc 156 CID | 1987-1989 | Base, Custom | 22092 |
| 3.0L V6 2972cc 181 CID | 1990-1991 | Base, LE, SE, Base, LE, SE | 22086 |
| RAM 5500 | | | |
| 6.7L L6 408 CID | 2008-2010 | Laramie, SLT, ST | 22331 |
| RAM HEMI SPORT (MEX) | | | |
| 5.7L V8 5654cc CID | 2014-2013 | | 22059 |

| Engine | Years | Application | USMW |
|------------------------|-----------|---|-------|
| DODGE (CONT.) | | | |
| RAM R/T (MEX) | | | |
| 5.7L V8 5654cc CID | 2014-2013 | | 22059 |
| RAMCHARGER | | | |
| 3.7L L6 3687cc 225 CID | 1980 | Base; Exc.Air Cond | 22043 |
| 3.7L L6 3687cc 225 CID | 1980 | Base; For A/C Belt | 22043 |
| 3.7L L6 3687cc 225 CID | 1980 | SE; Exc.Air Cond | 22043 |
| 3.7L L6 3687cc 225 CID | 1980 | SE; For A/C Belt | 22043 |
| 3.7L L6 3687cc 225 CID | 1974-1979 | | 22026 |
| 5.2L V8 318 CID | 1974 | | 22026 |
| 5.2L V8 5211cc 318 CID | 1980 | Base, SE; For A/C Belt | 22045 |
| 5.2L V8 5211cc 318 CID | 1980 | SE; Exc.Air Cond; Exc.Max Cooling | 22043 |
| 5.2L V8 5211cc 318 CID | 1980 | SE; Exc.Air Cond; Max Cooling | 22043 |
| 5.2L V8 5211cc 318 CID | 1981 | Base, Royal SE; Exc.Air Cond; Exc.Max Cooling | 22043 |
| 5.2L V8 5211cc 318 CID | 1981 | Base, Royal SE; For A/C Belt | 22045 |
| 5.2L V8 5211cc 318 CID | 1991 | Canyon Sport | 22043 |
| 5.2L V8 5211cc 318 CID | 1975-1979 | | 22026 |
| 5.2L V8 5211cc 318 CID | 1980-1989 | Base; Exc.Air Cond; Exc.Max Cooling | 22043 |
| 5.2L V8 5211cc 318 CID | 1980-1989 | Base; Exc.Air Cond; Max Cooling | 22043 |
| 5.2L V8 5211cc 318 CID | 1981-1982 | Base, Royal SE; Exc.Air Cond; Max Cooling | 22043 |
| 5.2L V8 5211cc 318 CID | 1982-1983 | Base; Exc.Max Cooling | 22043 |
| 5.2L V8 5211cc 318 CID | 1982-1983 | Royal SE; Exc.Max Cooling | 22043 |
| 5.2L V8 5211cc 318 CID | 1982-1985 | Base; For A/C Belt; Max Cooling | 22043 |
| 5.2L V8 5211cc 318 CID | 1982-1985 | Royal SE; For A/C Belt; Max Cooling | 22043 |
| 5.2L V8 5211cc 318 CID | 1983-1989 | Royal SE; Exc.Air Cond; Max Cooling | 22043 |
| 5.2L V8 5211cc 318 CID | 1984-1985 | Base; Exc.Air Cond | 22043 |
| 5.2L V8 5211cc 318 CID | 1984-1985 | Base; Exc.Max Cooling; For A/C Belt | 22043 |
| 5.2L V8 5211cc 318 CID | 1984-1985 | Royal SE; Exc.Air Cond | 22043 |
| 5.2L V8 5211cc 318 CID | 1984-1985 | Royal SE; Exc.Max Cooling; For A/C Belt | 22043 |
| 5.2L V8 5211cc 318 CID | 1986-1989 | Base; For A/C Belt | 22043 |
| 5.2L V8 5211cc 318 CID | 1986-1989 | Royal SE; Exc.Air Cond; Exc.Max Cooling | 22043 |
| 5.2L V8 5211cc 318 CID | 1986-1989 | Royal SE; For A/C Belt | 22043 |
| 5.2L V8 5211cc 318 CID | 1990-1991 | Base, Royal SE | 22043 |
| 5.2L V8 5211cc 318 CID | 1992-1993 | Base, Canyon Sport, Royal SE; Exc.Max Cooling | 22151 |
| 5.2L V8 5211cc 318 CID | 1992-1993 | Base, Canyon Sport, Royal SE; Max Cooling | 22170 |
| 5.2L V8 5212cc 318 CID | 1974 | | 22026 |
| 5.9L V8 360 CID | 1980 | SE; Exc.Air Cond; Exc.Max Cooling | 22043 |
| 5.9L V8 360 CID | 1980 | SE; Exc.Air Cond; Max Cooling | 22043 |
| 5.9L V8 360 CID | 1980 | SE; For A/C Belt | 22045 |
| 5.9L V8 360 CID | 1981 | Royal SE; For A/C Belt | 22045 |
| 5.9L V8 360 CID | 1991 | Canyon Sport | 22043 |
| 5.9L V8 360 CID | 1992 | Base, Canyon Sport, Royal SE | 22049 |
| 5.9L V8 360 CID | 1993 | Base, Canyon Sport, Royal SE; Exc.Max Cooling | 22151 |
| 5.9L V8 360 CID | 1993 | Base, Canyon Sport, Royal SE; Max Cooling | 22170 |
| 5.9L V8 360 CID | 1974-1979 | | 22026 |
| 5.9L V8 360 CID | 1980-1981 | Base; For A/C Belt | 22045 |
| 5.9L V8 360 CID | 1980-1989 | Base; Exc.Air Cond; Exc.Max Cooling | 22043 |
| 5.9L V8 360 CID | 1980-1989 | Base; Exc.Air Cond; Max Cooling | 22043 |
| 5.9L V8 360 CID | 1981-1989 | Royal SE; Exc.Air Cond; Exc.Max Cooling | 22043 |
| 5.9L V8 360 CID | 1984-1985 | Base; Exc.Max Cooling; For A/C Belt | 22043 |
| 5.9L V8 360 CID | 1984-1985 | Base; For A/C Belt; Max Cooling | 22043 |
| 5.9L V8 360 CID | 1984-1985 | Royal SE; Exc.Air Cond | 22043 |
| 5.9L V8 360 CID | 1984-1985 | Royal SE; Exc.Max Cooling; For A/C Belt | 22043 |
| 5.9L V8 360 CID | 1984-1985 | Royal SE; For A/C Belt; Max Cooling | 22043 |
| 5.9L V8 360 CID | 1986-1989 | Base; For A/C Belt | 22043 |
| 5.9L V8 360 CID | 1986-1989 | Royal SE; For A/C Belt | 22043 |
| 5.9L V8 360 CID | 1988-1989 | Base, Royal SE; Dual Exhaust; Exc.Air Cond | 22043 |
| 5.9L V8 360 CID | 1990-1991 | Base, Royal SE | 22043 |
| 5.9L V8 5899cc 360 CID | 1974 | | 22026 |
| 5.9L V8 5900cc 360 CID | 1974 | | 22026 |
| 6.6L V8 400 CID | 1977-1978 | | 22026 |
| 6.6L V8 6556cc 400 CID | 1974-1976 | | 22026 |
| 7.2L V8 440 CID | 1974-1978 | | 22045 |
| 7.2L V8 7211cc 440 CID | 1974 | | 22045 |
| 7.2L V8 7212cc 440 CID | 1974 | | 22045 |

| Engine | Years | Application | USMW |
|-------------------------|-----------|--|--------|
| RAMCHARGER (MEX) | | | |
| 5.2L V8 5215cc 318 CID | 1999-2001 | | 22159 |
| 5.2L V8 5215cc 318 CID | 1999-2001 | | 22160 |
| 5.9L V8 5900cc 360 CID | 1994-2000 | | 22151 |
| 5.9L V8 5900cc 360 CID | 1994-2000 | | 22170 |
| RD200 | | | |
| 5.2L V8 5211cc 318 CID | 1980 | Base; Exc.Air Cond; Exc.Max Cooling | 22043 |
| 5.2L V8 5211cc 318 CID | 1980 | Base; Exc.Air Cond; Max Cooling | 22043 |
| 5.2L V8 5211cc 318 CID | 1980 | Base; For A/C Belt | 22045 |
| 5.2L V8 5211cc 318 CID | 1978-1979 | | 22026 |
| 5.9L V8 360 CID | 1980 | Base; Exc.Air Cond; Exc.Max Cooling | 22043 |
| 5.9L V8 360 CID | 1980 | Base; Exc.Air Cond; Max Cooling | 22043 |
| 5.9L V8 360 CID | 1980 | Base; For A/C Belt | 22045 |
| 5.9L V8 360 CID | 1978-1979 | | 22026 |
| RM300 | | | |
| 5.2L V8 5212cc 318 CID | 1974 | | 22026 |
| RM350 | | | |
| 5.2L V8 5212cc 318 CID | 1974 | | 22026 |
| ROYAL MONACO | | | |
| 5.2L V8 318 CID | 1975-1977 | | 22026 |
| 5.9L V8 360 CID | 1975-1977 | | 22026 |
| 6.6L V8 400 CID | 1975-1977 | | 22026 |
| 7.2L V8 440 CID | 1975-1977 | | 22026 |
| SPRINTER 2500 | | | |
| 2.7L L5 2687cc 165 CID | 2003-2006 | Turbocharged; Fan clutch only | 22328 |
| 2.7L L5 2687cc 165 CID | 2003-2006 | Turbocharged; Incl.Blade | 22328M |
| 3.0L V6 2987cc | 2007-2009 | Base; Incl.Engine Cooling Fan Clutch Blade | 22333 |
| 3.5L V6 3498cc | 2007-2008 | Base; Incl.Engine Cooling Fan Clutch Blade | 22470 |
| SPRINTER 3500 | | | |
| 2.7L L5 2687cc 165 CID | 2003-2006 | Turbocharged; Fan clutch only | 22328 |
| 2.7L L5 2687cc 165 CID | 2003-2006 | Turbocharged; Incl.Blade | 22328M |
| 3.0L V6 2987cc | 2007-2009 | Base; Incl.Engine Cooling Fan Clutch Blade | 22333 |
| 3.5L V6 3498cc | 2007-2008 | Base; Incl.Engine Cooling Fan Clutch Blade | 22470 |
| ST. REGIS | | | |
| 3.7L L6 3687cc 225 CID | 1979 | | 22026 |
| 3.7L L6 3687cc 225 CID | 1981 | Base; Exc.Air Cond | 22043 |
| 3.7L L6 3687cc 225 CID | 1980-1981 | Base; For A/C Belt | 22043 |
| 5.2L V8 318 CID | 1979 | | 22054 |
| 5.2L V8 318 CID | 1980 | Base; Exc.Air Cond | 22043 |
| 5.2L V8 318 CID | 1980 | Base; Exc.Max Cooling | 22043 |
| 5.2L V8 318 CID | 1980 | Base; Max Cooling | 22045 |
| 5.2L V8 318 CID | 1981 | Base; Exc.Air Cond; Exc.Max Cooling | 22043 |
| 5.2L V8 318 CID | 1981 | Base; Exc.Air Cond; Max Cooling | 22043 |
| 5.2L V8 318 CID | 1981 | Base; For A/C Belt | 22045 |
| 5.9L V8 360 CID | 1979 | Base | 22054 |
| 5.9L V8 360 CID | 1980 | Base | 22043 |
| 5.9L V8 360 CID | 1980 | Base; Exc.Max Cooling | 22043 |
| 5.9L V8 360 CID | 1980 | Base; Max Cooling | 22045 |
| W100 | | | |
| 3.7L L6 3687cc 225 CID | 1968-1969 | | 22026 |
| 3.7L L6 3687cc 225 CID | 1975-1977 | | 22026 |
| 3.7L L6 3687cc 225 CID | 1986-1987 | Custom; Exc.Air Cond; Max Cooling | 22043 |
| 3.7L L6 3687cc 225 CID | 1986-1987 | Custom; For A/C Belt; Max Cooling | 22043 |
| 3.9L V6 3906cc 239 CID | 1989 | Custom; Exc.Air Cond | 22043 |
| 3.9L V6 3906cc 239 CID | 1989 | Custom; For A/C Belt | 22043 |
| 5.2L V8 5211cc 318 CID | 1975-1977 | | 22026 |
| 5.2L V8 5211cc 318 CID | 1986-1989 | Custom; Exc.Air Cond; Exc.Max Cooling | 22043 |
| 5.2L V8 5211cc 318 CID | 1986-1989 | Custom; Exc.Air Cond; Max Cooling | 22043 |
| 5.2L V8 5211cc 318 CID | 1986-1989 | Custom; For A/C Belt | 22043 |
| 5.9L V8 360 CID | 1988 | Custom; Dual Exhaust; Exc.Air Cond | 22043 |
| 5.9L V8 360 CID | 1975-1977 | | 22026 |
| 5.9L V8 360 CID | 1986-1988 | Custom; Exc.Air Cond; Exc.Max Cooling | 22043 |
| 5.9L V8 360 CID | 1986-1988 | Custom; Exc.Air Cond; Max Cooling | 22043 |
| 5.9L V8 360 CID | 1986-1988 | Custom; For A/C Belt | 22043 |
| 6.6L V8 400 CID | 1975-1977 | | 22026 |
| 7.2L V8 440 CID | 1975-1977 | | 22054 |
| W100 PICKUP | | | |
| 3.7L L6 3687cc 225 CID | 1968-1974 | | 22026 |



FAN CLUTCH APPLICATION GUIDE

USMW
Professional Series

| Engine | Years | Application | USMW |
|----------------------------|-----------|-------------------------------------|-------|
| DODGE (CONT.) | | | |
| W100 PICKUP (CONT.) | | | |
| 5.2L V8 318 CID | 1968-1974 | | 22026 |
| 5.2L V8 5212cc 318 CID | 1968-1974 | | 22026 |
| 5.9L V8 360 CID | 1972-1974 | | 22026 |
| 5.9L V8 5899cc 360 CID | 1972-1974 | | 22026 |
| 5.9L V8 5900cc 360 CID | 1972-1974 | | 22026 |
| 6.6L V8 400 CID | 1971-1974 | | 22026 |
| 6.6L V8 6555cc 400 CID | 1971-1974 | | 22026 |
| 6.6L V8 6556cc 400 CID | 1971-1974 | | 22026 |
| 7.2L V8 440 CID | 1974 | | 22054 |
| 7.2L V8 7211cc 440 CID | 1974 | | 22054 |
| 7.2L V8 7212cc 440 CID | 1974 | | 22054 |
| W100 SERIES | | | |
| 3.7L L6 3687cc 225 CID | 1961-1967 | | 22026 |
| 5.2L V8 5212cc 318 CID | 1960-1967 | | 22026 |
| W150 | | | |
| 3.7L L6 3687cc 225 CID | 1978-1979 | | 22026 |
| 3.7L L6 3687cc 225 CID | 1980-1981 | Base; Exc.Air Cond | 22043 |
| 3.7L L6 3687cc 225 CID | 1980-1981 | Base; For A/C Belt | 22043 |
| 3.7L L6 3687cc 225 CID | 1982-1983 | Base; Max Cooling | 22043 |
| 3.7L L6 3687cc 225 CID | 1984-1987 | Base; Exc.Air Cond; Max Cooling | 22043 |
| 3.7L L6 3687cc 225 CID | 1984-1987 | Base; For A/C Belt; Max Cooling | 22043 |
| 3.9L V6 3906cc 239 CID | 1989 | Base; Exc.Air Cond | 22043 |
| 3.9L V6 3906cc 239 CID | 1989 | Base; For A/C Belt | 22043 |
| 3.9L V6 3906cc 239 CID | 1990-1991 | Base, S | 22043 |
| 3.9L V6 3906cc 239 CID | 1992-1993 | Base | 22151 |
| 5.2L V8 5211cc 318 CID | 1977-1979 | | 22026 |
| 5.2L V8 5211cc 318 CID | 1980-1981 | Base; For A/C Belt | 22045 |
| 5.2L V8 5211cc 318 CID | 1980-1989 | Base; Exc.Air Cond; Exc.Max Cooling | 22043 |
| 5.2L V8 5211cc 318 CID | 1980-1989 | Base; Exc.Air Cond; Max Cooling | 22043 |
| 5.2L V8 5211cc 318 CID | 1982-1983 | Base; Exc.Max Cooling | 22043 |
| 5.2L V8 5211cc 318 CID | 1982-1985 | Base; For A/C Belt; Max Cooling | 22043 |
| 5.2L V8 5211cc 318 CID | 1984-1985 | Base; Exc.Air Cond | 22043 |
| 5.2L V8 5211cc 318 CID | 1984-1985 | Base; Exc.Max Cooling; For A/C Belt | 22043 |
| 5.2L V8 5211cc 318 CID | 1986-1989 | Base; For A/C Belt | 22043 |
| 5.2L V8 5211cc 318 CID | 1990-1991 | Base, S | 22043 |
| 5.2L V8 5211cc 318 CID | 1992-1993 | Base; Exc.Max Cooling | 22151 |
| 5.2L V8 5211cc 318 CID | 1992-1993 | Base; Max Cooling | 22170 |
| 5.9L V8 360 CID | 1991 | S | 22043 |
| 5.9L V8 360 CID | 1993 | Base; Exc.Max Cooling | 22151 |
| 5.9L V8 360 CID | 1993 | Base; Max Cooling | 22170 |
| 5.9L V8 360 CID | 1977-1979 | | 22026 |
| 5.9L V8 360 CID | 1980-1981 | Base; For A/C Belt | 22045 |
| 5.9L V8 360 CID | 1980-1989 | Base; Exc.Air Cond; Exc.Max Cooling | 22043 |
| 5.9L V8 360 CID | 1980-1989 | Base; Exc.Air Cond; Max Cooling | 22043 |
| 5.9L V8 360 CID | 1984-1985 | Base; Exc.Air Cond | 22043 |
| 5.9L V8 360 CID | 1984-1985 | Base; Exc.Max Cooling; For A/C Belt | 22043 |
| 5.9L V8 360 CID | 1984-1985 | Base; For A/C Belt; Max Cooling | 22043 |
| 5.9L V8 360 CID | 1986-1989 | Base; For A/C Belt | 22043 |
| 5.9L V8 360 CID | 1988-1989 | Base; Dual Exhaust; Exc.Air Cond | 22043 |
| 5.9L V8 360 CID | 1990-1991 | Base | 22043 |
| 6.6L V8 400 CID | 1977-1978 | | 22026 |
| 7.2L V8 440 CID | 1978 | | 22026 |
| W200 | | | |
| 3.7L L6 3687cc 225 CID | 1980 | Base; Exc.Air Cond | 22043 |
| 3.7L L6 3687cc 225 CID | 1980 | Base; For A/C Belt | 22043 |
| 3.7L L6 3687cc 225 CID | 1975-1979 | | 22026 |
| 5.2L V8 318 CID | 1975 | | 22026 |
| 5.2L V8 5211cc 318 CID | 1980 | Base; Exc.Air Cond; Exc.Max Cooling | 22043 |
| 5.2L V8 5211cc 318 CID | 1980 | Base; Exc.Air Cond; Max Cooling | 22043 |
| 5.2L V8 5211cc 318 CID | 1980 | Base; For A/C Belt | 22045 |
| 5.2L V8 5211cc 318 CID | 1975-1979 | | 22026 |
| 5.9L V8 360 CID | 1980 | Base; Exc.Air Cond; Exc.Max Cooling | 22043 |
| 5.9L V8 360 CID | 1980 | Base; Exc.Air Cond; Max Cooling | 22043 |
| 5.9L V8 360 CID | 1980 | Base; For A/C Belt | 22045 |
| 5.9L V8 360 CID | 1975-1979 | | 22026 |
| 6.6L V8 400 CID | 1976-1978 | | 22026 |

| Engine | Years | Application | USMW |
|------------------------|-----------|-------------------------------------|-------|
| 7.2L V8 440 CID | 1975-1978 | | 22054 |
| W200 PICKUP | | | |
| 3.7L L6 3687cc 225 CID | 1968-1974 | | 22026 |
| 5.2L V8 318 CID | 1969-1974 | | 22026 |
| 5.2L V8 5212cc 318 CID | 1968-1974 | | 22026 |
| 5.9L V8 360 CID | 1971-1974 | | 22026 |
| 5.9L V8 5899cc 360 CID | 1971-1974 | | 22026 |
| 5.9L V8 5900cc 360 CID | 1971-1974 | | 22026 |
| 6.3L V8 6286cc 383 CID | 1968-1971 | | 22026 |
| 6.6L V8 400 CID | 1971-1974 | | 22026 |
| 6.6L V8 6555cc 400 CID | 1971-1974 | | 22026 |
| 6.6L V8 6556cc 400 CID | 1971-1974 | | 22026 |
| 7.2L V8 440 CID | 1974 | | 22054 |
| 7.2L V8 7211cc 440 CID | 1974 | | 22054 |
| 7.2L V8 7211cc 440 CID | 1973-1974 | | 22026 |
| 7.2L V8 7212cc 440 CID | 1974 | | 22054 |
| W200 SERIES | | | |
| 3.7L L6 3687cc 225 CID | 1961-1967 | | 22026 |
| 5.2L V8 5212cc 318 CID | 1960-1967 | | 22026 |
| W250 | | | |
| 5.2L V8 5211cc 318 CID | 1981 | Base; For A/C Belt | 22045 |
| 5.2L V8 5211cc 318 CID | 1981-1989 | Base; Exc.Air Cond; Exc.Max Cooling | 22043 |
| 5.2L V8 5211cc 318 CID | 1981-1989 | Base; Exc.Air Cond; Max Cooling | 22043 |
| 5.2L V8 5211cc 318 CID | 1982-1983 | Base; Exc.Max Cooling | 22043 |
| 5.2L V8 5211cc 318 CID | 1982-1985 | Base; For A/C Belt; Max Cooling | 22043 |
| 5.2L V8 5211cc 318 CID | 1984-1985 | Base; Exc.Air Cond | 22043 |
| 5.2L V8 5211cc 318 CID | 1984-1985 | Base; Exc.Max Cooling; For A/C Belt | 22043 |
| 5.2L V8 5211cc 318 CID | 1986-1989 | Base; For A/C Belt | 22043 |
| 5.2L V8 5211cc 318 CID | 1990-1991 | Base | 22043 |
| 5.2L V8 5211cc 318 CID | 1992-1993 | Base; Exc.Max Cooling | 22151 |
| 5.2L V8 5211cc 318 CID | 1992-1993 | Base; Max Cooling | 22170 |
| 5.9L L6 359 CID | 1989 | Base | 22070 |
| 5.9L L6 359 CID | 1990-1993 | Base; Exc.Intercooler | 22070 |
| 5.9L L6 359 CID | 1990-1993 | Base; Intercooler | 22070 |
| 5.9L V8 360 CID | 1981 | Base; For A/C Belt | 22045 |
| 5.9L V8 360 CID | 1982 | Base; Exc.Max Cooling | 22043 |
| 5.9L V8 360 CID | 1992 | Base | 22049 |
| 5.9L V8 360 CID | 1993 | Base; Exc.Max Cooling | 22151 |
| 5.9L V8 360 CID | 1993 | Base; Max Cooling | 22170 |
| 5.9L V8 360 CID | 1981-1989 | Base; Exc.Air Cond; Exc.Max Cooling | 22043 |
| 5.9L V8 360 CID | 1981-1989 | Base; Exc.Air Cond; Max Cooling | 22043 |
| 5.9L V8 360 CID | 1982-1985 | Base; For A/C Belt; Max Cooling | 22043 |
| 5.9L V8 360 CID | 1984-1985 | Base; Exc.Air Cond | 22043 |
| 5.9L V8 360 CID | 1984-1985 | Base; Exc.Max Cooling; For A/C Belt | 22043 |
| 5.9L V8 360 CID | 1986-1989 | Base; For A/C Belt | 22043 |
| 5.9L V8 360 CID | 1988-1989 | Base; Dual Exhaust; Exc.Air Cond | 22043 |
| 5.9L V8 360 CID | 1990-1991 | Base | 22043 |
| W300 | | | |
| 3.7L L6 3687cc 225 CID | 1975-1978 | | 22026 |
| 5.2L V8 5211cc 318 CID | 1980 | Base; Exc.Air Cond; Exc.Max Cooling | 22043 |
| 5.2L V8 5211cc 318 CID | 1980 | Base; Exc.Air Cond; Max Cooling | 22043 |
| 5.2L V8 5211cc 318 CID | 1980 | Base; For A/C Belt | 22045 |
| 5.2L V8 5211cc 318 CID | 1975-1978 | | 22026 |
| 5.9L V8 360 CID | 1980 | Base; Exc.Air Cond; Exc.Max Cooling | 22043 |
| 5.9L V8 360 CID | 1980 | Base; Exc.Air Cond; Max Cooling | 22043 |
| 5.9L V8 360 CID | 1980 | Base; For A/C Belt | 22045 |
| 5.9L V8 360 CID | 1975-1979 | | 22026 |
| 6.6L V8 400 CID | 1976-1978 | | 22026 |
| 7.2L V8 440 CID | 1975-1978 | | 22054 |
| W300 PICKUP | | | |
| 3.7L L6 3687cc 225 CID | 1968-1974 | | 22026 |
| 5.2L V8 318 CID | 1968-1974 | | 22026 |
| 5.2L V8 5212cc 318 CID | 1968-1974 | | 22026 |
| 5.9L V8 360 CID | 1971-1974 | | 22026 |
| 5.9L V8 5899cc 360 CID | 1971-1974 | | 22026 |
| 5.9L V8 5900cc 360 CID | 1972-1974 | | 22026 |
| 6.3L V8 6286cc 383 CID | 1968-1971 | | 22026 |
| 7.2L V8 7211cc 440 CID | 1974 | | 22054 |
| 7.2L V8 7211cc 440 CID | 1972-1974 | | 22026 |

| Engine | Years | Application | USMW |
|--------------------------|-----------|---|--------------|
| DODGE (CONT.) | | | |
| W300 SERIES | | | |
| 3.7L L6 3687cc 225 CID | 1963-1967 | | 22026 |
| 5.2L V8 5212cc 318 CID | 1960-1967 | | 22026 |
| W350 | | | |
| 5.2L V8 5211cc 318 CID | 1982-1983 | Base; Exc.Air Cond; Max Cooling | 22043 |
| 5.2L V8 5211cc 318 CID | 1982-1983 | Base; Exc.Max Cooling | 22043 |
| 5.2L V8 5211cc 318 CID | 1982-1983 | Base; For A/C Belt; Max Cooling | 22043 |
| 5.9L L6 359 CID | 1989 | Base | 22070 |
| 5.9L L6 359 CID | 1990-1993 | Base; Exc.Intercooler | 22070 |
| 5.9L L6 359 CID | 1990-1993 | Base; Intercooler | 22070 |
| 5.9L V8 360 CID | 1981 | Base; For A/C Belt | 22045 |
| 5.9L V8 360 CID | 1992 | Base | 22049 |
| 5.9L V8 360 CID | 1993 | Base; Exc.Max Cooling | 22151 |
| 5.9L V8 360 CID | 1993 | Base; Max Cooling | 22170 |
| 5.9L V8 360 CID | 1981-1989 | Base; Exc.Air Cond; Exc.Max Cooling | 22043 |
| 5.9L V8 360 CID | 1981-1989 | Base; Exc.Air Cond; Max Cooling | 22043 |
| 5.9L V8 360 CID | 1982-1983 | Base; Exc.Max Cooling | 22043 |
| 5.9L V8 360 CID | 1982-1985 | Base; For A/C Belt; Max Cooling | 22043 |
| 5.9L V8 360 CID | 1984-1985 | Base; Exc.Air Cond | 22043 |
| 5.9L V8 360 CID | 1984-1985 | Base; Exc.Max Cooling; For A/C Belt | 22043 |
| 5.9L V8 360 CID | 1986-1989 | Base; For A/C Belt | 22043 |
| 5.9L V8 360 CID | 1988-1989 | Base; Dual Exhaust; Exc.Air Cond | 22043 |
| 5.9L V8 360 CID | 1990-1991 | Base | 22043 |
| WM300 POWER WAGON | | | |
| 5.2L V8 5212cc 318 CID | 1960-1962 | | 22026 |
| FORD | | | |
| AEROSTAR | | | |
| 2.3L L4 140 CID | 1986-1987 | Base, XL, XLT; Exc.Air Cond | 22010 |
| 2.3L L4 140 CID | 1986-1987 | Base, XL, XLT; For A/C Belt | 22044 |
| 2.8L V6 171 CID | 1986 | Base; Exc.Air Cond | 22065 |
| 2.8L V6 171 CID | 1986 | Base; For A/C Belt | 22065 |
| 2.8L V6 171 CID | 1986 | XL, XLT; For A/C Belt | 22065 |
| 2.8L V6 171 CID | 1986 | XL; Exc.Air Cond | 22065 |
| 2.8L V6 171 CID | 1986 | XLT | 22065 |
| 3.0L V6 2986cc 182 CID | 1989 | Base, Eddie Bauer, XL, XL Plus, XLT, XLT Plus | 22064 |
| 3.0L V6 2986cc 182 CID | 1986-1989 | Base, XL, XLT | 22064 |
| 3.0L V6 2986cc 182 CID | 1988-1991 | Eddie Bauer | 22064 |
| 3.0L V6 2986cc 182 CID | 1990-1994 | XL, XL Plus | 22064 |
| 3.0L V6 2986cc 182 CID | 1990-1997 | Base, XLT, XLT Plus | 22064 |
| 3.0L V6 2986cc 182 CID | 1991-1994 | XL Sport | 22064 |
| 3.0L V6 2986cc 182 CID | 1991-1997 | XLT Sport | 22064 |
| 4.0L V6 245 CID | 1995 | Base 4WD, XLT | 22167 |
| 4.0L V6 245 CID | 1990-1992 | Base | 22167 |
| 4.0L V6 245 CID | 1990-1994 | Base, Eddie Bauer, XL, XL Plus, XLT, XLT Plus | 22167 |
| 4.0L V6 245 CID | 1990-1994 | Eddie Bauer, XL, XL Plus, XLT, XLT Plus | 22167 |
| 4.0L V6 245 CID | 1991-1994 | XL Sport, XLT Sport | 22167 |
| 4.0L V6 245 CID | 1995-1997 | Base, XLT, XLT Plus, XLT Sport | 22167 |
| 4.0L V6 245 CID | 1996-1997 | XLT | 22167 |
| B600 | | | |
| 6.1L V8 6066cc 370 CID | 1980-1986 | | 22604 |
| 8.2L V8 8213cc 501 CID | 1980-1987 | | 22604 |
| B700 | | | |
| 6.1L V8 6066cc 370 CID | 1980-1986 | | 22604 |
| 7.0L V8 7033cc 429 CID | 1980-1986 | | 22604 |
| BRONCO | | | |
| 2.8L L6 2786cc 170 CID | 1966-1972 | | 22012 |
| 3.3L L6 3277cc 200 CID | 1973-1974 | | 22012 |
| 3.3L L6 3278cc 200 CID | 1973-1974 | | 22012 |
| 3.9L L6 3933cc 240 CID | 1966-1967 | | 22012 |
| 4.7L V8 4727cc 289 CID | 1966-1968 | | 22011 |
| 4.9L L6 4917cc 300 CID | 1983 | Custom, XLS, XLT Lariat | 22045 |
| 4.9L L6 4917cc 300 CID | 1992 | XLT Nite | 22161 |
| 4.9L L6 4917cc 300 CID | 1984-1986 | Custom | 22061 |
| 4.9L L6 4917cc 300 CID | 1984-1986 | XLT | 22061 |
| 4.9L L6 4917cc 300 CID | 1985-1986 | Eddie Bauer | 22061 |
| 4.9L L6 4917cc 300 CID | 1987-1992 | Custom | 22161 |

| Engine | Years | Application | USMW |
|------------------------|-----------|--|--------------|
| 4.9L L6 4917cc 300 CID | 1987-1992 | Eddie Bauer | 22161 |
| 4.9L L6 4917cc 300 CID | 1987-1992 | XLT | 22161 |
| 4.9L L6 4917cc 300 CID | 1990-1992 | XL | 22161 |
| 5.0L V8 302 CID | 1992 | XLT Nite; Exc.Air Cond | 22126 |
| 5.0L V8 302 CID | 1992 | XLT Nite; For A/C Belt | 22146 |
| 5.0L V8 302 CID | 1993 | XLT Lariat; Exc.Air Cond | 22126 |
| 5.0L V8 302 CID | 1993 | XLT Lariat; For A/C Belt | 22146 |
| 5.0L V8 302 CID | 1975-1977 | | 22011 |
| 5.0L V8 302 CID | 1980-1981 | Ranger XLT; For A/C Belt | 22045 |
| 5.0L V8 302 CID | 1980-1983 | Custom; For A/C Belt | 22045 |
| 5.0L V8 302 CID | 1982-1983 | XLS, XLT Lariat; For A/C Belt | 22045 |
| 5.0L V8 302 CID | 1984-1986 | Custom, XLT; Exc.Air Cond | 22011 |
| 5.0L V8 302 CID | 1984-1986 | Custom, XLT; For A/C Belt | 22054 |
| 5.0L V8 302 CID | 1984-1986 | Exc.A/C | 22016 |
| 5.0L V8 302 CID | 1985-1986 | Eddie Bauer; Exc.Air Cond | 22011 |
| 5.0L V8 302 CID | 1985-1986 | Eddie Bauer; For A/C Belt | 22054 |
| 5.0L V8 302 CID | 1987-1993 | Custom; Exc.Air Cond | 22126 |
| 5.0L V8 302 CID | 1987-1993 | Custom; For A/C Belt | 22146 |
| 5.0L V8 302 CID | 1987-1996 | Eddie Bauer; Exc.Air Cond | 22126 |
| 5.0L V8 302 CID | 1987-1996 | Eddie Bauer; For A/C Belt | 22146 |
| 5.0L V8 302 CID | 1987-1996 | XLT; Exc.Air Cond | 22126 |
| 5.0L V8 302 CID | 1987-1996 | XLT; For A/C Belt | 22146 |
| 5.0L V8 302 CID | 1990-1996 | XL; Exc.Air Cond | 22126 |
| 5.0L V8 302 CID | 1990-1996 | XL; For A/C Belt | 22146 |
| 5.0L V8 302 CID | 1995-1996 | XLT Sport; Exc.Air Cond | 22126 |
| 5.0L V8 302 CID | 1995-1996 | XLT Sport; For A/C Belt | 22146 |
| 5.0L V8 4949cc 302 CID | 1968-1974 | | 22011 |
| 5.0L V8 4950cc 302 CID | 1968-1974 | | 22011 |
| 5.8L V8 351 CID | 1985 | Eddie Bauer; Exc.Air Cond | 22011 |
| 5.8L V8 351 CID | 1985 | Eddie Bauer; For A/C Belt | 22045 |
| 5.8L V8 351 CID | 1988 | Custom, Eddie Bauer, XLT; For A/C Belt | 22146 |
| 5.8L V8 351 CID | 1989 | Custom, Eddie Bauer, XLT | 22146 |
| 5.8L V8 351 CID | 1992 | XLT Nite; Exc.Air Cond | 22126 |
| 5.8L V8 351 CID | 1992 | XLT Nite; For A/C Belt | 22146 |
| 5.8L V8 351 CID | 1993 | XLT Lariat; Exc.Air Cond | 22126 |
| 5.8L V8 351 CID | 1993 | XLT Lariat; For A/C Belt | 22146 |
| 5.8L V8 351 CID | 1978-1979 | | 22011 |
| 5.8L V8 351 CID | 1980-1981 | Ranger XLT; For A/C Belt | 22045 |
| 5.8L V8 351 CID | 1980-1983 | Custom; For A/C Belt | 22045 |
| 5.8L V8 351 CID | 1982-1983 | XLS, XLT Lariat; For A/C Belt | 22045 |
| 5.8L V8 351 CID | 1984-1985 | Custom, XLT; Exc.Air Cond | 22011 |
| 5.8L V8 351 CID | 1984-1985 | Custom, XLT; For A/C Belt | 22045 |
| 5.8L V8 351 CID | 1984-1985 | Exc.A/C | 22016 |
| 5.8L V8 351 CID | 1986-1987 | Custom, Eddie Bauer, XLT; Exc.Air Cond | 22011 |
| 5.8L V8 351 CID | 1986-1987 | Custom, Eddie Bauer, XLT; For A/C Belt | 22045 |
| 5.8L V8 351 CID | 1988-1993 | Custom; Exc.Air Cond | 22126 |
| 5.8L V8 351 CID | 1988-1996 | Eddie Bauer; Exc.Air Cond | 22126 |
| 5.8L V8 351 CID | 1988-1996 | XLT; Exc.Air Cond | 22126 |
| 5.8L V8 351 CID | 1990-1993 | Custom; For A/C Belt | 22146 |
| 5.8L V8 351 CID | 1990-1996 | Eddie Bauer, XL; For A/C Belt | 22146 |
| 5.8L V8 351 CID | 1990-1996 | XL; Exc.Air Cond | 22126 |
| 5.8L V8 351 CID | 1990-1996 | XLT; For A/C Belt | 22146 |
| 5.8L V8 351 CID | 1995-1996 | XLT Sport; Exc.Air Cond | 22126 |
| 5.8L V8 351 CID | 1995-1996 | XLT Sport; For A/C Belt | 22146 |
| 6.6L V8 400 CID | 1978-1979 | | 22011 |
| BRONCO II | | | |
| 2.8L V6 171 CID | 1984-1985 | Base | 22060 |
| 2.8L V6 171 CID | 1984-1985 | Eddie Bauer | 22060 |
| 2.8L V6 171 CID | 1984-1985 | XLS | 22060 |
| 2.8L V6 171 CID | 1984-1985 | XLT | 22060 |
| 2.9L V6 177 CID | 1986 | Base | 22060 |
| 2.9L V6 177 CID | 1986-1990 | Eddie Bauer | 22060 |
| 2.9L V6 177 CID | 1986-1990 | XLT | 22060 |
| 2.9L V6 177 CID | 1987-1990 | XL | 22060 |
| 2.9L V6 177 CID | 1988-1990 | XL Sport | 22060 |
| 2.9L V6 177 CID | 1989-1990 | XLT Plus | 22060 |
| COUGAR (MEX) | | | |
| 3.8L V6 3800cc 232 CID | 1985-1989 | | 22126 |
| 3.8L V6 3802cc 232 CID | 1989-1996 | | 22126 |



FAN CLUTCH APPLICATION GUIDE

USMW
Professional Series

| Engine | Years | Application | USMW |
|-----------------------------|-----------|---|-------|
| FORD (CONT.) | | | |
| COUGAR (MEX) (CONT.) | | | |
| 4.9L V8 4900cc 299 CID | 1991-1994 | | 22163 |
| COUNTRY SQUIRE | | | |
| 5.0L V8 302 CID | 1987-1991 | | 22011 |
| 7.5L V8 460 CID | 1972-1974 | | 22038 |
| 7.5L V8 7539cc 460 CID | 1972-1974 | | 22038 |
| CROWN VICTORIA | | | |
| 4.6L V8 281 CID | 1992 | Base, LX, S, Touring Sedan; Exc.Police (Exc.Towing Pkg) | 22165 |
| 4.6L V8 281 CID | 1992 | Base; From 03/1992; Police; Towing Pkg | 22169 |
| 4.6L V8 281 CID | 1992 | Base; Police; To 03/1992 | 22169 |
| 4.6L V8 281 CID | 1992 | LX; From 03/1992; Police; Towing Pkg | 22169 |
| 4.6L V8 281 CID | 1992 | LX; Police; To 03/1992 | 22169 |
| 4.6L V8 281 CID | 1992 | S; From 03/1992; Police; Towing Pkg | 22169 |
| 4.6L V8 281 CID | 1992 | S; Police; To 03/1992 | 22169 |
| 4.6L V8 281 CID | 1992 | Touring Sedan; From 03/1992; Police; Towing Pkg | 22169 |
| 4.6L V8 281 CID | 1992 | Touring Sedan; Police; To 03/1992 | 22169 |
| 4.6L V8 281 CID | 1993 | Base; Exc.Police (Exc.Towing Pkg) | 22169 |
| 4.6L V8 281 CID | 1993 | Base; Police; Towing Pkg | 22169 |
| 4.6L V8 281 CID | 1993 | LX; Exc.Police (Exc.Towing Pkg) | 22169 |
| 4.6L V8 281 CID | 1993 | LX; Police; Towing Pkg | 22169 |
| 4.6L V8 281 CID | 1993 | S; Exc.Police (Exc.Towing Pkg) | 22169 |
| 4.6L V8 281 CID | 1993 | S; Police; Towing Pkg | 22169 |
| 4.6L V8 281 CID | 1996 | Base, LX, Police Interceptor, S | 22169 |
| 4.6L V8 281 CID | 2005 | S, Special Edition | 22169 |
| 4.6L V8 281 CID | 2006 | Base, LX, Police Interceptor | 22169 |
| 4.6L V8 281 CID | 1993-1995 | Police Interceptor | 22169 |
| 4.6L V8 281 CID | 1994-1995 | Base, LX, S | 22169 |
| 4.6L V8 281 CID | 1996-2003 | S | 22169 |
| 4.6L V8 281 CID | 1996-2005 | Base, Police Interceptor | 22169 |
| 4.6L V8 281 CID | 1996-2006 | Base | 22169 |
| 4.6L V8 281 CID | 1997-2006 | LX | 22169 |
| 4.6L V8 281 CID | 2002-2003 | LWB | 22169 |
| 4.6L V8 281 CID | 2004-2006 | LX Sport | 22169 |
| CUSTOM | | | |
| 3.9L L6 3933cc 240 CID | 1965-1966 | | 22012 |
| 3.9L L6 3933cc 240 CID | 1967-1972 | | 22011 |
| 4.7L V8 4727cc 289 CID | 1964-1968 | | 22011 |
| 5.0L V8 4949cc 302 CID | 1968-1972 | | 22011 |
| 5.8L V8 5752cc 351 CID | 1969-1972 | | 22011 |
| 5.8L V8 5753cc 351 CID | 1969-1972 | | 22011 |
| 5.8L V8 5769cc 352 CID | 1964-1966 | | 22011 |
| 5.8L V8 5769cc 352 CID | 1964-1967 | | 22011 |
| 6.4L V8 6391cc 390 CID | 1964-1971 | | 22011 |
| 6.6L V8 6555cc 400 CID | 1971-1972 | | 22011 |
| 6.6L V8 6556cc 400 CID | 1971-1972 | | 22011 |
| 7.0L V8 6997cc 427 CID | 1968 | | 22011 |
| 7.0L V8 6997cc 427 CID | 1964-1967 | | 22012 |
| 7.0L V8 7014cc 428 CID | 1966-1967 | | 22012 |
| 7.0L V8 7014cc 428 CID | 1968-1970 | | 22011 |
| 7.0L V8 7030cc 429 CID | 1969-1972 | | 22011 |
| 7.5L V8 7539cc 460 CID | 1972 | | 22012 |
| CUSTOM 500 | | | |
| 7.5L V8 460 CID | 1973-1976 | Base | 22038 |
| 7.5L V8 7539cc 460 CID | 1973-1974 | Base | 22038 |
| E100 | | | |
| 4.9L L6 4917cc 300 CID | 1980-1982 | | 22011 |
| 6.6L V8 6556cc 400 CID | 1980-1982 | | 22045 |
| E-100 ECONOLINE | | | |
| 2.8L L6 2786cc 170 CID | 1969-1971 | | 22012 |
| 3.9L L6 3933cc 240 CID | 1969-1974 | | 22012 |
| 4.9L L6 4917cc 300 CID | 1983 | Custom | 22061 |
| 4.9L L6 4917cc 300 CID | 1983 | XL | 22061 |
| 5.0L V8 302 CID | 1983 | Custom, XL; Exc.Air Cond | 22011 |
| 5.0L V8 302 CID | 1983 | Custom, XL; For A/C Belt | 22054 |
| 5.0L V8 302 CID | 1980-1982 | Base, Chateau, Custom; For A/C Belt | 22045 |
| 5.8L V8 351 CID | 1983 | Custom, XL; Exc.Air Cond | 22011 |

| Engine | Years | Application | USMW |
|-----------------------------------|-----------|---|-------|
| 5.8L V8 351 CID | 1983 | Custom, XL; For A/C Belt | 22054 |
| 5.8L V8 351 CID | 1980-1982 | Base, Chateau, Custom; For A/C Belt | 22045 |
| 7.5L V8 460 CID | 1978 | | 22012 |
| E-100 ECONOLINE CLUB WAGON | | | |
| 4.9L L6 4917cc 300 CID | 1983 | Custom; Exc.Air Cond | 22061 |
| 4.9L L6 4917cc 300 CID | 1983 | Custom; For A/C Belt | 22061 |
| 4.9L L6 4917cc 300 CID | 1983 | XL; Exc.Air Cond | 22061 |
| 4.9L L6 4917cc 300 CID | 1983 | XL; For A/C Belt | 22061 |
| 5.0L V8 302 CID | 1983 | Custom, XL; Exc.Air Cond | 22011 |
| 5.0L V8 302 CID | 1983 | Custom, XL; For A/C Belt | 22054 |
| 5.0L V8 302 CID | 1980-1982 | Base, Chateau, Custom; For A/C Belt | 22045 |
| 5.8L V8 351 CID | 1983 | Custom, XL; Exc.Air Cond | 22011 |
| 5.8L V8 351 CID | 1983 | Custom, XL; For A/C Belt | 22054 |
| 5.8L V8 351 CID | 1980-1982 | Base, Chateau, Custom; For A/C Belt | 22045 |
| E150 | | | |
| 4.9L L6 4917cc 300 CID | 1980-1982 | | 22011 |
| E-150 | | | |
| 4.2L V6 256 CID | 2003 | | 22168 |
| 4.6L V8 281 CID | 2003-2014 | | 22168 |
| 5.4L V8 330 CID | 2003-2014 | | 22168 |
| E-150 CLUB WAGON | | | |
| 4.2L V6 256 CID | 2003 | | 22168 |
| 4.6L V8 281 CID | 2003-2005 | | 22168 |
| 5.4L V8 330 CID | 2003-2005 | | 22168 |
| E-150 ECONOLINE | | | |
| 4.2L V6 256 CID | 1997-2002 | | 22168 |
| 4.6L V8 281 CID | 1997-2002 | | 22168 |
| 4.9L L6 4917cc 300 CID | 1983 | Custom, XL; For A/C Belt | 22061 |
| 4.9L L6 4917cc 300 CID | 1983 | Custom; Exc.Air Cond | 22061 |
| 4.9L L6 4917cc 300 CID | 1986 | Base; For A/C Belt | 22061 |
| 4.9L L6 4917cc 300 CID | 1983-1986 | XL; Exc.Air Cond | 22061 |
| 4.9L L6 4917cc 300 CID | 1983-1986 | XL; For A/C Belt | 22061 |
| 4.9L L6 4917cc 300 CID | 1984-1985 | Base, XL; For A/C Belt | 22061 |
| 4.9L L6 4917cc 300 CID | 1984-1986 | Base; Exc.Air Cond | 22061 |
| 4.9L L6 4917cc 300 CID | 1987-1991 | Custom; Exc.Air Cond | 22161 |
| 4.9L L6 4917cc 300 CID | 1987-1991 | Custom; For A/C Belt | 22161 |
| 4.9L L6 4917cc 300 CID | 1987-1991 | XL; Exc.Air Cond | 22161 |
| 4.9L L6 4917cc 300 CID | 1987-1991 | XL; For A/C Belt | 22161 |
| 4.9L L6 4917cc 300 CID | 1992-1993 | XL | 22155 |
| 4.9L L6 4917cc 300 CID | 1992-1994 | Base | 22155 |
| 4.9L L6 4917cc 300 CID | 1993-1996 | Base, XL | 22155 |
| 5.0L V8 302 CID | 1982 | Base, Chateau, Custom; From 02/01/1982 | 22054 |
| 5.0L V8 302 CID | 1982 | Base, Chateau, Custom; To 02/01/1982 | 22045 |
| 5.0L V8 302 CID | 1983 | Custom; Exc.Air Cond | 22011 |
| 5.0L V8 302 CID | 1983 | Custom; For A/C Belt | 22054 |
| 5.0L V8 302 CID | 1984 | Base; Exc.Air Cond | 22011 |
| 5.0L V8 302 CID | 1984 | Base; For A/C Belt | 22054 |
| 5.0L V8 302 CID | 1980-1981 | Base, Chateau, Custom | 22045 |
| 5.0L V8 302 CID | 1983-1984 | XL; Exc.Air Cond | 22011 |
| 5.0L V8 302 CID | 1983-1984 | XL; For A/C Belt | 22054 |
| 5.0L V8 302 CID | 1983-1986 | Exc.A/C | 22016 |
| 5.0L V8 302 CID | 1985-1986 | Base, XL; Exc.Air Cond | 22011 |
| 5.0L V8 302 CID | 1985-1986 | Base, XL; For A/C Belt | 22054 |
| 5.0L V8 302 CID | 1987-1991 | Custom; Exc.Air Cond | 22126 |
| 5.0L V8 302 CID | 1987-1991 | Custom; For A/C Belt | 22146 |
| 5.0L V8 302 CID | 1987-1996 | XL; Exc.Air Cond | 22126 |
| 5.0L V8 302 CID | 1987-1996 | XL; For A/C Belt | 22146 |
| 5.0L V8 302 CID | 1992-1996 | Base; Exc.Air Cond | 22126 |
| 5.0L V8 302 CID | 1992-1996 | Base; For A/C Belt | 22146 |
| 5.4L V8 330 CID | 1997-2000 | XL; Exc.Air Cond | 22168 |
| 5.4L V8 330 CID | 1997-2000 | XL; For A/C Belt | 22168 |
| 5.4L V8 330 CID | 1997-2002 | Base; Exc.Air Cond | 22168 |
| 5.4L V8 330 CID | 1997-2002 | Base; For A/C Belt | 22168 |
| 5.8L V8 351 CID | 1983 | Custom, XL; Exc.Air Cond | 22011 |
| 5.8L V8 351 CID | 1983 | Custom, XL; For A/C Belt; From 02/01/1982 | 22054 |
| 5.8L V8 351 CID | 1983 | Custom, XL; For A/C Belt; To 02/01/1982 | 22045 |
| 5.8L V8 351 CID | 1986 | Base; Exc.Air Cond | 22011 |
| 5.8L V8 351 CID | 1987 | Custom, XL; For A/C Belt | 22045 |
| 5.8L V8 351 CID | 1987 | Custom; Exc.Air Cond | 22011 |

| Engine | Years | Application | USMW |
|-----------------------------------|-----------|---|-------|
| FORD (CONT.) | | | |
| E-150 ECONOLINE (CONT.) | | | |
| 5.8L V8 351 CID | 1988 | Custom, XL; For A/C Belt | 22146 |
| 5.8L V8 351 CID | 1989 | Custom; For A/C Belt; From 03/01/1989 | 22146 |
| 5.8L V8 351 CID | 1989 | Custom; For A/C Belt; To 03/01/1989 | 22146 |
| 5.8L V8 351 CID | 1989 | XL; For A/C Belt; From 03/01/1989 | 22146 |
| 5.8L V8 351 CID | 1989 | XL; For A/C Belt; To 03/01/1989 | 22146 |
| 5.8L V8 351 CID | 1980-1982 | Base, Chateau, Custom | 22045 |
| 5.8L V8 351 CID | 1983-1985 | Exc.A/C | 22016 |
| 5.8L V8 351 CID | 1984-1985 | Base, XL; Exc.Air Cond | 22011 |
| 5.8L V8 351 CID | 1984-1986 | Base, XL; For A/C Belt | 22054 |
| 5.8L V8 351 CID | 1986-1987 | XL; Exc.Air Cond | 22011 |
| 5.8L V8 351 CID | 1988-1991 | Custom; Exc.Air Cond | 22126 |
| 5.8L V8 351 CID | 1988-1996 | XL; Exc.Air Cond | 22126 |
| 5.8L V8 351 CID | 1990-1991 | Custom; For A/C Belt | 22146 |
| 5.8L V8 351 CID | 1990-1996 | XL; For A/C Belt | 22146 |
| 5.8L V8 351 CID | 1992-1996 | Base; Exc.Air Cond | 22126 |
| 5.8L V8 351 CID | 1992-1996 | Base; For A/C Belt | 22146 |
| E-150 ECONOLINE CLUB WAGON | | | |
| 4.2L V6 256 CID | 1997-2002 | | 22168 |
| 4.6L V8 281 CID | 1997-2002 | | 22168 |
| 4.9L L6 4917cc 300 CID | 1983 | Custom; Exc.Air Cond | 22061 |
| 4.9L L6 4917cc 300 CID | 1983 | Custom; For A/C Belt | 22061 |
| 4.9L L6 4917cc 300 CID | 1983-1986 | XL; Exc.Air Cond | 22061 |
| 4.9L L6 4917cc 300 CID | 1983-1986 | XL; For A/C Belt | 22061 |
| 4.9L L6 4917cc 300 CID | 1984-1986 | Base; Exc.Air Cond | 22061 |
| 4.9L L6 4917cc 300 CID | 1984-1986 | Base; For A/C Belt | 22061 |
| 4.9L L6 4917cc 300 CID | 1984-1986 | XL; Exc.Air Cond | 22061 |
| 4.9L L6 4917cc 300 CID | 1984-1986 | XL; For A/C Belt | 22061 |
| 4.9L L6 4917cc 300 CID | 1987-1991 | Custom; Exc.Air Cond | 22161 |
| 4.9L L6 4917cc 300 CID | 1987-1991 | Custom; For A/C Belt | 22161 |
| 4.9L L6 4917cc 300 CID | 1987-1991 | XL; Exc.Air Cond | 22161 |
| 4.9L L6 4917cc 300 CID | 1987-1991 | XL; For A/C Belt | 22161 |
| 4.9L L6 4917cc 300 CID | 1987-1991 | XL; Exc.Air Cond | 22161 |
| 4.9L L6 4917cc 300 CID | 1987-1991 | XL; For A/C Belt | 22161 |
| 4.9L L6 4917cc 300 CID | 1987-1991 | XL; Exc.Air Cond | 22161 |
| 4.9L L6 4917cc 300 CID | 1987-1991 | XL; For A/C Belt | 22161 |
| 4.9L L6 4917cc 300 CID | 1992-1996 | Chateau, Custom, XLT | 22155 |
| 5.0L V8 302 CID | 1982 | Base, Chateau, Custom; From 02/01/1982 | 22054 |
| 5.0L V8 302 CID | 1982 | Base, Chateau, Custom; To 02/01/1982 | 22045 |
| 5.0L V8 302 CID | 1983 | Custom; Exc.Air Cond | 22011 |
| 5.0L V8 302 CID | 1983 | Custom; For A/C Belt | 22054 |
| 5.0L V8 302 CID | 1984 | Base, XLT; Exc.Air Cond | 22011 |
| 5.0L V8 302 CID | 1984 | Base, XLT; For A/C Belt | 22054 |
| 5.0L V8 302 CID | 1980-1981 | Base, Chateau, Custom | 22045 |
| 5.0L V8 302 CID | 1983-1984 | XL; Exc.Air Cond | 22011 |
| 5.0L V8 302 CID | 1983-1984 | XL; For A/C Belt | 22054 |
| 5.0L V8 302 CID | 1983-1986 | Exc.A/C | 22016 |
| 5.0L V8 302 CID | 1985-1986 | Base, XL, XLT; Exc.Air Cond | 22011 |
| 5.0L V8 302 CID | 1985-1986 | Base, XL, XLT; For A/C Belt | 22054 |
| 5.0L V8 302 CID | 1987-1991 | XL; Exc.Air Cond | 22126 |
| 5.0L V8 302 CID | 1987-1991 | XL; For A/C Belt | 22146 |
| 5.0L V8 302 CID | 1987-1996 | Custom, XLT; Exc.Air Cond | 22126 |
| 5.0L V8 302 CID | 1987-1996 | Custom, XLT; For A/C Belt | 22146 |
| 5.0L V8 302 CID | 1992-1996 | Chateau; Exc.Air Cond | 22126 |
| 5.0L V8 302 CID | 1992-1996 | Chateau; For A/C Belt | 22146 |
| 5.4L V8 330 CID | 1997-2000 | Custom; Exc.Air Cond | 22168 |
| 5.4L V8 330 CID | 1997-2000 | Custom; For A/C Belt | 22168 |
| 5.4L V8 330 CID | 1997-2002 | Chateau; Exc.Air Cond | 22168 |
| 5.4L V8 330 CID | 1997-2002 | Chateau; For A/C Belt | 22168 |
| 5.4L V8 330 CID | 1997-2002 | XL; Exc.Air Cond | 22168 |
| 5.4L V8 330 CID | 1997-2002 | XL; For A/C Belt | 22168 |
| 5.4L V8 330 CID | 2001-2002 | XL; Exc.Air Cond | 22168 |
| 5.4L V8 330 CID | 2001-2002 | XL; For A/C Belt | 22168 |
| 5.8L V8 351 CID | 1983 | Custom, XL; Exc.Air Cond | 22011 |
| 5.8L V8 351 CID | 1983 | Custom, XL; For A/C Belt; From 02/01/1982 | 22054 |
| 5.8L V8 351 CID | 1983 | Custom, XL; For A/C Belt; To 02/01/1982 | 22045 |
| 5.8L V8 351 CID | 1986 | Base; Exc.Air Cond | 22011 |
| 5.8L V8 351 CID | 1987 | Custom, XL, XLT; For A/C Belt | 22045 |
| 5.8L V8 351 CID | 1987 | Custom; Exc.Air Cond | 22011 |

| Engine | Years | Application | USMW |
|------------------------|-----------|--|-------|
| 5.8L V8 351 CID | 1988 | Custom, XL, XLT; For A/C Belt | 22146 |
| 5.8L V8 351 CID | 1989 | Custom; For A/C Belt; From 03/01/1989 | 22146 |
| 5.8L V8 351 CID | 1989 | Custom; For A/C Belt; To 03/01/1989 | 22146 |
| 5.8L V8 351 CID | 1989 | XL; For A/C Belt; From 03/01/1989 | 22146 |
| 5.8L V8 351 CID | 1989 | XL; For A/C Belt; To 03/01/1989 | 22146 |
| 5.8L V8 351 CID | 1989 | XLT; For A/C Belt; From 03/01/1989 | 22146 |
| 5.8L V8 351 CID | 1989 | XLT; For A/C Belt; To 03/01/1989 | 22146 |
| 5.8L V8 351 CID | 1980-1982 | Base, Chateau, Custom | 22045 |
| 5.8L V8 351 CID | 1984-1985 | Base, XL, XLT; Exc.Air Cond | 22011 |
| 5.8L V8 351 CID | 1984-1985 | Exc.A/C | 22016 |
| 5.8L V8 351 CID | 1984-1986 | Base, XL, XLT; For A/C Belt | 22054 |
| 5.8L V8 351 CID | 1986-1987 | XL, XLT; Exc.Air Cond | 22011 |
| 5.8L V8 351 CID | 1988-1991 | XL; Exc.Air Cond | 22126 |
| 5.8L V8 351 CID | 1988-1996 | Custom, XLT; Exc.Air Cond | 22126 |
| 5.8L V8 351 CID | 1990-1991 | XL; For A/C Belt | 22146 |
| 5.8L V8 351 CID | 1990-1996 | Custom, XLT; For A/C Belt | 22146 |
| 5.8L V8 351 CID | 1992-1996 | Chateau; Exc.Air Cond | 22126 |
| 5.8L V8 351 CID | 1992-1996 | Chateau; For A/C Belt | 22146 |
| E-200 ECONOLINE | | | |
| 2.8L L6 170 CID | 1969-1971 | | 22012 |
| 3.9L L6 240 CID | 1969-1974 | | 22012 |
| E250 | | | |
| 4.9L L6 4917cc 300 CID | 1980-1982 | | 22011 |
| E-250 | | | |
| 4.2L V6 256 CID | 2003 | Base; Exc.Air Cond | 22168 |
| 4.2L V6 256 CID | 2003 | Base; For A/C Belt | 22168 |
| 4.6L V8 281 CID | 2007 | Base; Exc.Air Cond; From 10/16/06 | 22168 |
| 4.6L V8 281 CID | 2007 | Base; Exc.Air Cond; To 10/16/06 | 22168 |
| 4.6L V8 281 CID | 2007 | Base; For A/C Belt; From 10/16/06 | 22168 |
| 4.6L V8 281 CID | 2007 | Base; For A/C Belt; To 10/16/06 | 22168 |
| 4.6L V8 281 CID | 2003-2014 | Base; Exc.Air Cond | 22168 |
| 4.6L V8 281 CID | 2003-2014 | Base; For A/C Belt | 22168 |
| 5.4L V8 330 CID | 2007 | Base; Exc.Air Cond; From 10/16/06 | 22168 |
| 5.4L V8 330 CID | 2007 | Base; Exc.Air Cond; To 10/16/06 | 22168 |
| 5.4L V8 330 CID | 2007 | Base; For A/C Belt; From 10/16/06 | 22168 |
| 5.4L V8 330 CID | 2007 | Base; For A/C Belt; To 10/16/06 | 22168 |
| 5.4L V8 330 CID | 2003-2014 | Base; Exc.Air Cond | 22168 |
| 5.4L V8 330 CID | 2003-2014 | Base; For A/C Belt | 22168 |
| E-250 ECONOLINE | | | |
| 4.2L V6 256 CID | 1997-2000 | XL; Exc.Air Cond | 22168 |
| 4.2L V6 256 CID | 1997-2000 | XL; For A/C Belt | 22168 |
| 4.2L V6 256 CID | 1997-2002 | Base; Exc.Air Cond | 22168 |
| 4.2L V6 256 CID | 1997-2002 | Base; For A/C Belt | 22168 |
| 4.9L L6 4917cc 300 CID | 1983 | Custom; Exc.Air Cond | 22061 |
| 4.9L L6 4917cc 300 CID | 1983 | Custom; For A/C Belt | 22061 |
| 4.9L L6 4917cc 300 CID | 1983-1986 | XL; Exc.Air Cond | 22061 |
| 4.9L L6 4917cc 300 CID | 1983-1986 | XL; For A/C Belt | 22061 |
| 4.9L L6 4917cc 300 CID | 1984-1986 | Base; Exc.Air Cond | 22061 |
| 4.9L L6 4917cc 300 CID | 1984-1986 | Base; For A/C Belt | 22061 |
| 4.9L L6 4917cc 300 CID | 1987-1991 | Custom; Exc.Air Cond | 22161 |
| 4.9L L6 4917cc 300 CID | 1987-1991 | Custom; For A/C Belt | 22161 |
| 4.9L L6 4917cc 300 CID | 1987-1991 | XL; Exc.Air Cond | 22161 |
| 4.9L L6 4917cc 300 CID | 1987-1991 | XL; For A/C Belt | 22161 |
| 4.9L L6 4917cc 300 CID | 1992-1996 | Base, XL | 22155 |
| 5.0L V8 302 CID | 1982 | Base, Chateau, Custom; From 02/01/1982 | 22054 |
| 5.0L V8 302 CID | 1982 | Base, Chateau, Custom; To 02/01/1982 | 22045 |
| 5.0L V8 302 CID | 1983 | Custom; Exc.Air Cond | 22011 |
| 5.0L V8 302 CID | 1983 | Custom; For A/C Belt | 22054 |
| 5.0L V8 302 CID | 1984 | Base; Exc.Air Cond | 22011 |
| 5.0L V8 302 CID | 1984 | Base; For A/C Belt | 22054 |
| 5.0L V8 302 CID | 1980-1981 | Base, Chateau, Custom | 22045 |
| 5.0L V8 302 CID | 1983-1984 | XL; Exc.Air Cond | 22011 |
| 5.0L V8 302 CID | 1983-1984 | XL; For A/C Belt | 22054 |
| 5.0L V8 302 CID | 1983-1986 | Exc.A/C | 22016 |
| 5.0L V8 302 CID | 1985-1986 | Base, XL; Exc.Air Cond | 22011 |
| 5.0L V8 302 CID | 1985-1986 | Base, XL; For A/C Belt | 22054 |
| 5.0L V8 302 CID | 1987-1989 | Custom, XL; For A/C Belt | 22146 |
| 5.0L V8 302 CID | 1987-1991 | Custom, XL; Exc.Air Cond | 22126 |
| 5.0L V8 302 CID | 1990-1991 | Custom; For A/C Belt; Optional | 22146 |



FAN CLUTCH APPLICATION GUIDE

USMW
Professional Series

| Engine | Years | Application | USMW |
|-----------------------------------|-----------|---|-------|
| FORD (CONT.) | | | |
| E-250 ECONOLINE (CONT.) | | | |
| 5.0L V8 302 CID | 1990-1991 | Custom; For A/C Belt; Standard | 22146 |
| 5.0L V8 302 CID | 1990-1991 | XL; For A/C Belt; Optional | 22146 |
| 5.0L V8 302 CID | 1990-1991 | XL; For A/C Belt; Standard | 22146 |
| 5.4L V8 330 CID | 1997-2000 | XL; Exc.Air Cond | 22168 |
| 5.4L V8 330 CID | 1997-2000 | XL; For A/C Belt | 22168 |
| 5.4L V8 330 CID | 1997-2002 | Base; Exc.Air Cond | 22168 |
| 5.4L V8 330 CID | 1997-2002 | Base; For A/C Belt | 22168 |
| 5.8L V8 351 CID | 1983 | Custom, XL; Exc.Air Cond | 22011 |
| 5.8L V8 351 CID | 1983 | Custom, XL; For A/C Belt; From 02/01/1982 | 22054 |
| 5.8L V8 351 CID | 1983 | Custom, XL; For A/C Belt; To 02/01/1982 | 22045 |
| 5.8L V8 351 CID | 1986 | Base; Exc.Air Cond | 22011 |
| 5.8L V8 351 CID | 1986 | Base; For A/C Belt | 22045 |
| 5.8L V8 351 CID | 1987 | Custom; Exc.Air Cond | 22011 |
| 5.8L V8 351 CID | 1987 | Custom; For A/C Belt | 22045 |
| 5.8L V8 351 CID | 1988 | Custom, XL; For A/C Belt | 22146 |
| 5.8L V8 351 CID | 1989 | Custom; For A/C Belt; From 03/01/1989 | 22146 |
| 5.8L V8 351 CID | 1989 | Custom; For A/C Belt; To 03/01/1989 | 22146 |
| 5.8L V8 351 CID | 1989 | XL; For A/C Belt; From 03/01/1989 | 22146 |
| 5.8L V8 351 CID | 1989 | XL; For A/C Belt; To 03/01/1989 | 22146 |
| 5.8L V8 351 CID | 1980-1982 | Base, Chateau, Custom | 22045 |
| 5.8L V8 351 CID | 1983-1985 | Exc.A/C | 22016 |
| 5.8L V8 351 CID | 1984-1985 | Base, XL; Exc.Air Cond | 22011 |
| 5.8L V8 351 CID | 1984-1985 | Base, XL; For A/C Belt | 22054 |
| 5.8L V8 351 CID | 1986-1987 | XL; Exc.Air Cond | 22011 |
| 5.8L V8 351 CID | 1986-1987 | XL; For A/C Belt | 22045 |
| 5.8L V8 351 CID | 1988-1991 | Custom; Exc.Air Cond | 22126 |
| 5.8L V8 351 CID | 1988-1996 | XL; Exc.Air Cond | 22126 |
| 5.8L V8 351 CID | 1990-1991 | Custom; For A/C Belt | 22146 |
| 5.8L V8 351 CID | 1990-1996 | XL; For A/C Belt | 22146 |
| 5.8L V8 351 CID | 1992-1996 | Base; Exc.Air Cond | 22126 |
| 5.8L V8 351 CID | 1992-1996 | Base; For A/C Belt | 22146 |
| 6.6L V8 400 CID | 1980 | Base, Chateau, Custom | 22045 |
| 7.5L V8 460 CID | 1980 | Base, Chateau, Custom | 22052 |
| 7.5L V8 460 CID | 1975-1979 | | 22012 |
| E-250 ECONOLINE CLUB WAGON | | | |
| 4.9L L6 4917cc 300 CID | 1983 | Custom; Exc.Air Cond | 22061 |
| 4.9L L6 4917cc 300 CID | 1983 | Custom; For A/C Belt | 22061 |
| 4.9L L6 4917cc 300 CID | 1983-1986 | XL; Exc.Air Cond | 22061 |
| 4.9L L6 4917cc 300 CID | 1983-1986 | XL; For A/C Belt | 22061 |
| 4.9L L6 4917cc 300 CID | 1984-1986 | Base; Exc.Air Cond | 22061 |
| 4.9L L6 4917cc 300 CID | 1984-1986 | Base; For A/C Belt | 22061 |
| 4.9L L6 4917cc 300 CID | 1984-1986 | XL; Exc.Air Cond | 22061 |
| 4.9L L6 4917cc 300 CID | 1984-1986 | XL; For A/C Belt | 22061 |
| 4.9L L6 4917cc 300 CID | 1987-1991 | Custom; Exc.Air Cond | 22161 |
| 4.9L L6 4917cc 300 CID | 1987-1991 | Custom; For A/C Belt | 22161 |
| 4.9L L6 4917cc 300 CID | 1987-1991 | XL; Exc.Air Cond | 22161 |
| 4.9L L6 4917cc 300 CID | 1987-1991 | XL; For A/C Belt | 22161 |
| 4.9L L6 4917cc 300 CID | 1987-1991 | XL; Exc.Air Cond | 22161 |
| 4.9L L6 4917cc 300 CID | 1987-1991 | XL; For A/C Belt | 22161 |
| 4.9L L6 4917cc 300 CID | 1987-1991 | XL; For A/C Belt | 22161 |
| 5.0L V8 302 CID | 1980 | Base, Chateau, Custom | 22045 |
| 5.8L V8 351 CID | 1983 | Custom, XL; For A/C Belt; From 02/01/1982 | 22054 |
| 5.8L V8 351 CID | 1983 | Custom, XL; For A/C Belt; To 02/01/1982 | 22045 |
| 5.8L V8 351 CID | 1984 | Base, XL; Exc.Air Cond | 22011 |
| 5.8L V8 351 CID | 1985 | Base, XL, XLT; Exc.Air Cond | 22011 |
| 5.8L V8 351 CID | 1986 | Base; Exc.Air Cond | 22011 |
| 5.8L V8 351 CID | 1986 | Base; For A/C Belt | 22045 |
| 5.8L V8 351 CID | 1987 | Custom; For A/C Belt | 22045 |
| 5.8L V8 351 CID | 1989 | Custom; For A/C Belt; From 03/01/1989 | 22146 |
| 5.8L V8 351 CID | 1989 | Custom; For A/C Belt; To 03/01/1989 | 22146 |
| 5.8L V8 351 CID | 1989 | XL; For A/C Belt; From 03/01/1989 | 22146 |
| 5.8L V8 351 CID | 1989 | XL; For A/C Belt; To 03/01/1989 | 22146 |
| 5.8L V8 351 CID | 1989 | XLT; For A/C Belt; From 03/01/1989 | 22146 |
| 5.8L V8 351 CID | 1989 | XLT; For A/C Belt; To 03/01/1989 | 22146 |
| 5.8L V8 351 CID | 1980-1982 | Base, Chateau, Custom | 22045 |
| 5.8L V8 351 CID | 1983-1984 | XL; Exc.Air Cond | 22011 |
| 5.8L V8 351 CID | 1983-1987 | Custom; Exc.Air Cond | 22011 |

| Engine | Years | Application | USMW |
|-------------------------|-----------|---|-------|
| 5.8L V8 351 CID | 1984-1985 | Base, XL, XLT; For A/C Belt | 22054 |
| 5.8L V8 351 CID | 1985-1987 | Exc.A/C | 22016 |
| 5.8L V8 351 CID | 1986-1987 | XL, XLT; Exc.Air Cond | 22011 |
| 5.8L V8 351 CID | 1986-1987 | XL, XLT; For A/C Belt | 22045 |
| 5.8L V8 351 CID | 1988-1991 | Custom, XL, XLT; Exc.Air Cond | 22126 |
| 5.8L V8 351 CID | 1988-1991 | Custom, XL, XLT; For A/C Belt | 22146 |
| 6.6L V8 400 CID | 1980-1982 | Base, Chateau, Custom | 22045 |
| 6.9L V8 420 CID | 1983-1987 | Custom | 22601 |
| 6.9L V8 420 CID | 1983-1987 | XL | 22601 |
| 6.9L V8 420 CID | 1984-1986 | Base | 22601 |
| 6.9L V8 420 CID | 1984-1987 | XLT | 22601 |
| 7.3L V8 445 CID | 1988-1991 | Custom, XL, XLT | 22601 |
| 7.5L V8 460 CID | 1983 | XL | 22052 |
| 7.5L V8 460 CID | 1980-1982 | Base, Chateau | 22052 |
| 7.5L V8 460 CID | 1980-1983 | Custom | 22052 |
| 7.5L V8 460 CID | 1984-1986 | Base | 22060 |
| 7.5L V8 460 CID | 1984-1991 | XL, XLT | 22060 |
| 7.5L V8 460 CID | 1987-1991 | Custom | 22060 |
| E-250 SUPER DUTY | | | |
| 5.4L V8 330 CID | 2004-2005 | Base; Exc.Air Cond | 22168 |
| 5.4L V8 330 CID | 2004-2005 | Base; For A/C Belt | 22168 |
| E-300 ECONOLINE | | | |
| 2.8L L6 170 CID | 1969-1970 | | 22012 |
| 3.9L L6 240 CID | 1969-1974 | | 22012 |
| E350 | | | |
| 4.9L L6 4917cc 300 CID | 1980-1982 | | 22011 |
| E-350 CLUB WAGON | | | |
| 5.4L V8 330 CID | 2003-2005 | Chateau; Exc.Air Cond | 22168 |
| 5.4L V8 330 CID | 2003-2005 | Chateau; For A/C Belt | 22168 |
| 5.4L V8 330 CID | 2003-2005 | XL; Exc.Air Cond | 22168 |
| 5.4L V8 330 CID | 2003-2005 | XL; For A/C Belt | 22168 |
| 5.4L V8 330 CID | 2003-2005 | XLT; Exc.Air Cond | 22168 |
| 5.4L V8 330 CID | 2003-2005 | XLT; For A/C Belt | 22168 |
| 6.0L V8 363 CID | 2004-2005 | Chateau, XL, XLT | 22332 |
| 6.8L V10 415 CID | 2003-2005 | Chateau; Exc.Air Cond | 22610 |
| 6.8L V10 415 CID | 2003-2005 | Chateau; For A/C Belt | 22610 |
| 6.8L V10 415 CID | 2003-2005 | XL; Exc.Air Cond | 22610 |
| 6.8L V10 415 CID | 2003-2005 | XL; For A/C Belt | 22610 |
| 6.8L V10 415 CID | 2003-2005 | XLT; Exc.Air Cond | 22610 |
| 6.8L V10 415 CID | 2003-2005 | XLT; For A/C Belt | 22610 |
| 7.3L V8 445 CID | 2003 | Chateau, XL, XLT | 22612 |
| E-350 ECONOLINE | | | |
| 4.9L L6 4917cc 300 CID | 1983 | Custom, XL; For A/C Belt | 22061 |
| 4.9L L6 4917cc 300 CID | 1983 | Custom; Exc.Air Cond | 22061 |
| 4.9L L6 4917cc 300 CID | 1984 | Base, XL; For A/C Belt | 22061 |
| 4.9L L6 4917cc 300 CID | 1983-1986 | XL; Exc.Air Cond | 22061 |
| 4.9L L6 4917cc 300 CID | 1983-1986 | XL; For A/C Belt | 22061 |
| 4.9L L6 4917cc 300 CID | 1984-1986 | Base; Exc.Air Cond | 22061 |
| 4.9L L6 4917cc 300 CID | 1985-1986 | Base; For A/C Belt | 22061 |
| 4.9L L6 4917cc 300 CID | 1987-1991 | Custom; Exc.Air Cond | 22161 |
| 4.9L L6 4917cc 300 CID | 1987-1991 | Custom; For A/C Belt | 22161 |
| 4.9L L6 4917cc 300 CID | 1987-1991 | XL; Exc.Air Cond | 22161 |
| 4.9L L6 4917cc 300 CID | 1987-1991 | XL; For A/C Belt | 22161 |
| 4.9L L6 4917cc 300 CID | 1987-1991 | XL; Exc.Air Cond | 22161 |
| 4.9L L6 4917cc 300 CID | 1987-1991 | XL; For A/C Belt | 22161 |
| 4.9L L6 4917cc 300 CID | 1987-1991 | XL; For A/C Belt | 22161 |
| 4.9L L6 4917cc 300 CID | 1992-1996 | Base, XL | 22155 |
| 5.0L V8 302 CID | 1982 | Base, Chateau, Custom; From 02/01/1982 | 22054 |
| 5.0L V8 302 CID | 1982 | Base, Chateau, Custom; To 02/01/1982 | 22045 |
| 5.0L V8 302 CID | 1980-1981 | Base, Chateau, Custom | 22045 |
| 5.4L V8 330 CID | 1997-1998 | Base; Exc.Air Cond | 22168 |
| 5.4L V8 330 CID | 1997-1998 | Base; For A/C Belt | 22168 |
| 5.4L V8 330 CID | 1997-1998 | XL; Exc.Air Cond | 22168 |
| 5.4L V8 330 CID | 1997-1998 | XL; For A/C Belt | 22168 |
| 5.8L V8 351 CID | 1983 | Custom, XL; For A/C Belt; From 02/01/1982 | 22054 |
| 5.8L V8 351 CID | 1983 | Custom, XL; For A/C Belt; To 02/01/1982 | 22045 |
| 5.8L V8 351 CID | 1985 | Base, CL; Exc.Air Cond | 22011 |
| 5.8L V8 351 CID | 1986 | Base; For A/C Belt | 22045 |
| 5.8L V8 351 CID | 1987 | Custom; For A/C Belt | 22045 |
| 5.8L V8 351 CID | 1988 | Custom, XL; For A/C Belt | 22146 |
| 5.8L V8 351 CID | 1989 | Custom; For A/C Belt; From 03/01/1989 | 22146 |
| 5.8L V8 351 CID | 1989 | Custom; For A/C Belt; To 03/01/1989 | 22146 |

| Engine | Years | Application | USMW |
|-----------------------------------|-----------|-----------------------------------|-------|
| FORD (CONT.) | | | |
| E-350 ECONOLINE (CONT.) | | | |
| 5.8L V8 351 CID | 1989 | XL; For A/C Belt; From 03/01/1989 | 22146 |
| 5.8L V8 351 CID | 1989 | XL; For A/C Belt; To 03/01/1989 | 22146 |
| 5.8L V8 351 CID | 1980-1982 | Base, Chateau, Custom | 22045 |
| 5.8L V8 351 CID | 1983-1987 | Custom; Exc.Air Cond | 22011 |
| 5.8L V8 351 CID | 1983-1987 | XL; Exc.Air Cond | 22011 |
| 5.8L V8 351 CID | 1984-1985 | Base, XL; For A/C Belt | 22054 |
| 5.8L V8 351 CID | 1984-1986 | Base; Exc.Air Cond | 22011 |
| 5.8L V8 351 CID | 1985-1987 | Exc.A/C | 22016 |
| 5.8L V8 351 CID | 1986-1987 | XL; For A/C Belt | 22045 |
| 5.8L V8 351 CID | 1988-1991 | Custom; Exc.Air Cond | 22126 |
| 5.8L V8 351 CID | 1988-1996 | XL; Exc.Air Cond | 22126 |
| 5.8L V8 351 CID | 1990-1991 | Custom; For A/C Belt | 22146 |
| 5.8L V8 351 CID | 1990-1996 | XL; For A/C Belt | 22146 |
| 5.8L V8 351 CID | 1992-1996 | Base; Exc.Air Cond | 22126 |
| 5.8L V8 351 CID | 1992-1996 | Base; For A/C Belt | 22146 |
| 6.6L V8 400 CID | 1980-1982 | Base, Chateau, Custom | 22045 |
| 6.8L V10 415 CID | 1997-1998 | Base; Exc.Air Cond | 22610 |
| 6.8L V10 415 CID | 1997-1998 | Base; For A/C Belt | 22610 |
| 6.8L V10 415 CID | 1997-1998 | XL; Exc.Air Cond | 22610 |
| 6.8L V10 415 CID | 1997-1998 | XL; For A/C Belt | 22610 |
| 6.9L V8 420 CID | 1983-1987 | Custom | 22601 |
| 6.9L V8 420 CID | 1983-1987 | XL | 22601 |
| 6.9L V8 420 CID | 1984-1986 | Base | 22601 |
| 7.3L V8 445 CID | 1992 | Base, XL; From 02/14/1992 | 22607 |
| 7.3L V8 445 CID | 1992 | Base, XL; To 02/14/1992 | 22601 |
| 7.3L V8 445 CID | 1998 | Base, XL | 22612 |
| 7.3L V8 445 CID | 1988-1991 | Custom, XL | 22601 |
| 7.3L V8 445 CID | 1993-1997 | Base, XL | 22609 |
| 7.5L V8 460 CID | 1983 | XL | 22052 |
| 7.5L V8 460 CID | 1975-1979 | | 22012 |
| 7.5L V8 460 CID | 1980-1982 | Base, Chateau | 22052 |
| 7.5L V8 460 CID | 1980-1983 | Custom | 22052 |
| 7.5L V8 460 CID | 1984-1986 | Base, XL | 22060 |
| 7.5L V8 460 CID | 1987-1991 | Custom, XL | 22060 |
| 7.5L V8 460 CID | 1992-1996 | Base, XL | 22052 |
| E-350 ECONOLINE CLUB WAGON | | | |
| 4.9L L6 4917cc 300 CID | 1983 | Custom; Exc.Air Cond | 22061 |
| 4.9L L6 4917cc 300 CID | 1983 | Custom; For A/C Belt | 22061 |
| 4.9L L6 4917cc 300 CID | 1983-1986 | XL; Exc.Air Cond | 22061 |
| 4.9L L6 4917cc 300 CID | 1983-1986 | XL; For A/C Belt | 22061 |
| 4.9L L6 4917cc 300 CID | 1984-1986 | Base; Exc.Air Cond | 22061 |
| 4.9L L6 4917cc 300 CID | 1984-1986 | Base; For A/C Belt | 22061 |
| 4.9L L6 4917cc 300 CID | 1984-1986 | XL; Exc.Air Cond | 22061 |
| 4.9L L6 4917cc 300 CID | 1984-1986 | XL; For A/C Belt | 22061 |
| 4.9L L6 4917cc 300 CID | 1987-1991 | Custom; Exc.Air Cond | 22161 |
| 4.9L L6 4917cc 300 CID | 1987-1991 | Custom; For A/C Belt | 22161 |
| 4.9L L6 4917cc 300 CID | 1987-1991 | XL; Exc.Air Cond | 22161 |
| 4.9L L6 4917cc 300 CID | 1987-1991 | XL; For A/C Belt | 22161 |
| 4.9L L6 4917cc 300 CID | 1987-1991 | XL; Exc.Air Cond | 22161 |
| 4.9L L6 4917cc 300 CID | 1987-1991 | XL; For A/C Belt | 22161 |
| 4.9L L6 4917cc 300 CID | 1988-1991 | XL; For A/C Belt | 22161 |
| 4.9L L6 4917cc 300 CID | 1992-1993 | Custom HD | 22155 |
| 4.9L L6 4917cc 300 CID | 1992-1996 | Chateau HD, XLT HD | 22155 |
| 4.9L L6 4917cc 300 CID | 1992-1996 | Chateau, Custom, XLT | 22155 |
| 4.9L L6 4917cc 300 CID | 1994-1996 | XL HD | 22155 |
| 5.0L V8 302 CID | 1980 | Base, Chateau, Custom | 22045 |
| 5.4L V8 330 CID | 1997-1998 | XL HD; Exc.Air Cond | 22168 |
| 5.4L V8 330 CID | 1997-1998 | XL HD; For A/C Belt | 22168 |
| 5.4L V8 330 CID | 1997-1998 | XLT HD; Exc.Air Cond | 22168 |
| 5.4L V8 330 CID | 1997-1998 | XLT HD; For A/C Belt | 22168 |
| 5.4L V8 330 CID | 1997-2000 | Custom; Exc.Air Cond | 22168 |
| 5.4L V8 330 CID | 1997-2000 | Custom; For A/C Belt | 22168 |
| 5.4L V8 330 CID | 1997-2002 | Chateau; Exc.Air Cond | 22168 |
| 5.4L V8 330 CID | 1997-2002 | Chateau; For A/C Belt | 22168 |
| 5.4L V8 330 CID | 1997-2002 | XLT; Exc.Air Cond | 22168 |
| 5.4L V8 330 CID | 1997-2002 | XLT; For A/C Belt | 22168 |
| 5.4L V8 330 CID | 2001-2002 | XL; Exc.Air Cond | 22168 |

| Engine | Years | Application | USMW |
|------------------|-----------|--|-------|
| 5.4L V8 330 CID | 2001-2002 | XL; For A/C Belt | 22168 |
| 5.8L V8 351 CID | 1983 | Custom, XL; For A/C Belt; From 02/01/1982 | 22054 |
| 5.8L V8 351 CID | 1983 | Custom, XL; For A/C Belt; To 02/01/1982 | 22045 |
| 5.8L V8 351 CID | 1984 | Base, XLT; Exc.Air Cond | 22011 |
| 5.8L V8 351 CID | 1985 | Base, XL, XLT; Exc.Air Cond | 22011 |
| 5.8L V8 351 CID | 1986 | Base; Exc.Air Cond | 22011 |
| 5.8L V8 351 CID | 1986 | Base; For A/C Belt | 22045 |
| 5.8L V8 351 CID | 1987 | Custom; For A/C Belt | 22045 |
| 5.8L V8 351 CID | 1988 | Custom, XL, XLT; For A/C Belt | 22146 |
| 5.8L V8 351 CID | 1989 | Custom; For A/C Belt; From 03/01/1989 | 22146 |
| 5.8L V8 351 CID | 1989 | Custom; For A/C Belt; To 03/01/1989 | 22146 |
| 5.8L V8 351 CID | 1989 | XL; For A/C Belt; From 03/01/1989 | 22146 |
| 5.8L V8 351 CID | 1989 | XL; For A/C Belt; To 03/01/1989 | 22146 |
| 5.8L V8 351 CID | 1989 | XLT; For A/C Belt; From 03/01/1989 | 22146 |
| 5.8L V8 351 CID | 1989 | XLT; For A/C Belt; To 03/01/1989 | 22146 |
| 5.8L V8 351 CID | 1980-1982 | Base, Chateau, Custom | 22045 |
| 5.8L V8 351 CID | 1983-1984 | XL; Exc.Air Cond | 22011 |
| 5.8L V8 351 CID | 1983-1987 | Custom; Exc.Air Cond | 22011 |
| 5.8L V8 351 CID | 1983-1987 | Exc.A/C | 22016 |
| 5.8L V8 351 CID | 1984-1985 | Base, XL, XLT; For A/C Belt | 22054 |
| 5.8L V8 351 CID | 1986-1987 | XL, XLT; Exc.Air Cond | 22011 |
| 5.8L V8 351 CID | 1986-1987 | XL, XLT; For A/C Belt | 22045 |
| 5.8L V8 351 CID | 1988-1991 | XL; Exc.Air Cond | 22126 |
| 5.8L V8 351 CID | 1988-1996 | Custom; Exc.Air Cond | 22126 |
| 5.8L V8 351 CID | 1988-1996 | XLT; Exc.Air Cond | 22126 |
| 5.8L V8 351 CID | 1990-1991 | XL; For A/C Belt | 22146 |
| 5.8L V8 351 CID | 1990-1996 | Custom; For A/C Belt | 22146 |
| 5.8L V8 351 CID | 1991-1996 | XLT; For A/C Belt | 22146 |
| 5.8L V8 351 CID | 1992-1993 | Custom HD; Exc.Air Cond | 22126 |
| 5.8L V8 351 CID | 1992-1993 | Custom HD; For A/C Belt | 22146 |
| 5.8L V8 351 CID | 1992-1996 | Chateau, Chateau HD, XLT HD; Exc.Air Cond | 22126 |
| 5.8L V8 351 CID | 1992-1996 | Chateau, Chateau HD, XLT HD; For A/C Belt | 22146 |
| 5.8L V8 351 CID | 1994-1996 | XL HD; Exc.Air Cond | 22126 |
| 5.8L V8 351 CID | 1994-1996 | XL HD; For A/C Belt | 22146 |
| 6.6L V8 400 CID | 1980-1982 | Base, Chateau, Custom | 22045 |
| 6.8L V10 415 CID | 1997-1998 | XL HD; Exc.Air Cond | 22610 |
| 6.8L V10 415 CID | 1997-1998 | XL HD; For A/C Belt | 22610 |
| 6.8L V10 415 CID | 1997-1998 | XLT HD; Exc.Air Cond | 22610 |
| 6.8L V10 415 CID | 1997-1998 | XLT HD; For A/C Belt | 22610 |
| 6.8L V10 415 CID | 1997-2000 | Custom; Exc.Air Cond | 22610 |
| 6.8L V10 415 CID | 1997-2000 | Custom; For A/C Belt | 22610 |
| 6.8L V10 415 CID | 1997-2002 | Chateau; Exc.Air Cond | 22610 |
| 6.8L V10 415 CID | 1997-2002 | Chateau; For A/C Belt | 22610 |
| 6.8L V10 415 CID | 1997-2002 | XLT; Exc.Air Cond | 22610 |
| 6.8L V10 415 CID | 1997-2002 | XLT; For A/C Belt | 22610 |
| 6.8L V10 415 CID | 2001-2002 | XL; Exc.Air Cond | 22610 |
| 6.8L V10 415 CID | 2001-2002 | XL; For A/C Belt | 22610 |
| 6.9L V8 420 CID | 1983-1987 | Custom | 22601 |
| 6.9L V8 420 CID | 1983-1987 | XL | 22601 |
| 6.9L V8 420 CID | 1984-1986 | Base | 22601 |
| 6.9L V8 420 CID | 1984-1987 | XLT | 22601 |
| 7.3L V8 445 CID | 1992 | Chateau, Chateau HD, Custom, Custom HD, XLT, XLT HD; From 02/14/1992 | 22607 |
| 7.3L V8 445 CID | 1992 | Chateau, Chateau HD, Custom, Custom HD, XLT, XLT HD; To 02/14/1992 | 22601 |
| 7.3L V8 445 CID | 1993 | Custom HD | 22609 |
| 7.3L V8 445 CID | 1998 | XL HD, XLT HD | 22612 |
| 7.3L V8 445 CID | 1988-1991 | Custom, XL | 22601 |
| 7.3L V8 445 CID | 1988-1991 | XLT | 22601 |
| 7.3L V8 445 CID | 1993-1996 | Chateau HD | 22609 |
| 7.3L V8 445 CID | 1993-1997 | Chateau, Custom, XLT, XLT HD | 22609 |
| 7.3L V8 445 CID | 1994-1997 | XL HD | 22609 |
| 7.3L V8 445 CID | 1998-2000 | Custom | 22612 |
| 7.3L V8 445 CID | 1998-2002 | Chateau, XLT | 22612 |
| 7.3L V8 445 CID | 2001-2002 | XL | 22612 |
| 7.5L V8 460 CID | 1983 | XL | 22052 |
| 7.5L V8 460 CID | 1992 | Chateau, Chateau HD, Custom, Custom HD, XLT, XLT HD; From 02/14/1992 | 22607 |



FAN CLUTCH APPLICATION GUIDE

USMW
Professional Series

| Engine | Years | Application | USMW |
|---|-----------|--|-------|
| FORD (CONT.) | | | |
| E-350 ECONOLINE CLUB WAGON (CONT.) | | | |
| 7.5L V8 460 CID | 1992 | Chateau, Chateau HD, Custom, Custom HD, XLT, XLT HD; To 02/14/1992 | 22052 |
| 7.5L V8 460 CID | 1993 | Custom HD | 22052 |
| 7.5L V8 460 CID | 1980-1982 | Base, Chateau | 22052 |
| 7.5L V8 460 CID | 1980-1983 | Custom | 22052 |
| 7.5L V8 460 CID | 1984-1986 | Base | 22060 |
| 7.5L V8 460 CID | 1984-1991 | XL | 22060 |
| 7.5L V8 460 CID | 1984-1991 | XLT | 22060 |
| 7.5L V8 460 CID | 1987-1991 | Custom | 22060 |
| 7.5L V8 460 CID | 1993-1996 | Chateau, Chateau HD, Custom, XLT, XLT HD | 22052 |
| 7.5L V8 460 CID | 1994-1996 | XL HD | 22052 |
| E-350 SUPER DUTY | | | |
| 5.4L V8 330 CID | 1999-2015 | | 22168 |
| 6.0L V8 363 CID | 2004-2010 | Base | 22332 |
| 6.0L V8 363 CID | 2006-2010 | XL | 22332 |
| 6.0L V8 363 CID | 2006-2010 | XLT | 22332 |
| 6.8L V10 415 CID | 2006 | XL, XLT; For A/C Belt | 22610 |
| 6.8L V10 415 CID | 2007 | Base, XL, XLT; For A/C Belt; From 10/16/06 | 22634 |
| 6.8L V10 415 CID | 2007 | Base, XL, XLT; For A/C Belt; To 10/16/06 | 22610 |
| 6.8L V10 415 CID | 2009 | XL; For A/C Belt | 22634 |
| 6.8L V10 415 CID | 1999-2000 | XL; For A/C Belt | 22610 |
| 6.8L V10 415 CID | 1999-2005 | Base; For A/C Belt | 22610 |
| 6.8L V10 415 CID | 1999-2009 | XL; Exc.Air Cond | 22610 |
| 6.8L V10 415 CID | 1999-2015 | Base; Exc.Air Cond | 22610 |
| 6.8L V10 415 CID | 2006-2014 | XL, XLT; Exc.Air Cond | 22610 |
| 6.8L V10 415 CID | 2008-2015 | Base; For A/C Belt | 22634 |
| 6.8L V10 415 CID | 2010-2014 | XL, XLT; For A/C Belt | 22634 |
| 7.3L V8 445 CID | 1999-2000 | XL | 22612 |
| 7.3L V8 445 CID | 1999-2003 | Base | 22612 |
| E-450 ECONOLINE SUPER DUTY | | | |
| 5.4L V8 330 CID | 2000-2002 | Custom; Exc.Air Cond | 22168 |
| 5.4L V8 330 CID | 2000-2002 | Custom; For A/C Belt | 22168 |
| 6.8L V10 415 CID | 2000-2002 | Custom; Exc.Air Cond | 22610 |
| 6.8L V10 415 CID | 2000-2002 | Custom; For A/C Belt | 22610 |
| 7.3L V8 445 CID | 2000-2002 | Custom | 22612 |
| E-450 SUPER DUTY | | | |
| 5.4L V8 330 CID | 2003 | Custom; Exc.Air Cond | 22168 |
| 5.4L V8 330 CID | 2003 | Custom; For A/C Belt | 22168 |
| 5.4L V8 330 CID | 2004-2015 | Base; Exc.Air Cond | 22168 |
| 5.4L V8 330 CID | 2004-2015 | Base; For A/C Belt | 22168 |
| 6.0L V8 363 CID | 2004-2010 | Base | 22332 |
| 6.8L V10 415 CID | 2003 | Custom; Exc.Air Cond | 22610 |
| 6.8L V10 415 CID | 2003 | Custom; For A/C Belt | 22610 |
| 6.8L V10 415 CID | 2007 | Base; For A/C Belt; From 10/16/06 | 22634 |
| 6.8L V10 415 CID | 2007 | Base; For A/C Belt; To 10/16/06 | 22610 |
| 6.8L V10 415 CID | 2004-2006 | Base; For A/C Belt | 22610 |
| 6.8L V10 415 CID | 2004-2015 | Base; Exc.Air Cond | 22610 |
| 6.8L V10 415 CID | 2008-2015 | Base; For A/C Belt | 22634 |
| 7.3L V8 445 CID | 2003 | Custom | 22612 |
| E-550 ECONOLINE SUPER DUTY | | | |
| 6.8L V10 415 CID | 2002 | Custom; Exc.Air Cond | 22610 |
| 6.8L V10 415 CID | 2002 | Custom; For A/C Belt | 22610 |
| 7.3L V8 445 CID | 2002 | Custom | 22612 |
| E-550 SUPER DUTY | | | |
| 6.8L V10 415 CID | 2003 | Custom; Exc.Air Cond | 22610 |
| 6.8L V10 415 CID | 2003 | Custom; For A/C Belt | 22610 |
| 7.3L V8 445 CID | 2003 | Custom | 22612 |
| ECONOLINE | | | |
| 2.8L L6 170 CID | 1962-1966 | | 22038 |
| ECONOLINE SUPER DUTY | | | |
| 5.4L V8 330 CID | 1997-1999 | Custom; Exc.Air Cond | 22168 |
| 5.4L V8 330 CID | 1997-1999 | Custom; For A/C Belt | 22168 |
| 5.8L V8 351 CID | 1996 | Custom | 22609 |
| 6.8L V10 415 CID | 1999 | Base; Exc.Air Cond | 22610 |
| 6.8L V10 415 CID | 1999 | Base; For A/C Belt | 22610 |
| 6.8L V10 415 CID | 1997-1999 | Custom; Exc.Air Cond | 22610 |

| Engine | Years | Application | USMW |
|------------------------------|-----------|--|-------|
| 6.8L V10 415 CID | 1997-1999 | Custom; For A/C Belt | 22610 |
| 7.3L V8 445 CID | 1999 | Base | 22612 |
| 7.3L V8 445 CID | 1996-1997 | Custom | 22609 |
| 7.3L V8 445 CID | 1998-1999 | Custom | 22612 |
| 7.5L V8 460 CID | 1996 | Custom | 22052 |
| ECONOLINE WAGON (MEX) | | | |
| 4.2L V6 4195cc 256 CID | 1999-2000 | | 22168 |
| 4.2L V6 4195cc 256 CID | 2001-2002 | With A/C | 22166 |
| 4.2L V6 4195cc 256 CID | 2001-2002 | Without A/C | 22168 |
| 5.0L V8 5000cc CID | 1999-2002 | | 22615 |
| ELITE | | | |
| 7.5L V8 460 CID | 1975-1976 | | 22052 |
| EXCURSION | | | |
| 5.4L V8 330 CID | 2000-2005 | Limited, XLT | 22159 |
| 5.4L V8 330 CID | 2003-2005 | Eddie Bauer | 22159 |
| 5.4L V8 330 CID | 2004-2005 | XLS | 22159 |
| 6.0L V8 363 CID | 2003-2005 | Eddie Bauer, Limited, XLT | 22332 |
| 6.0L V8 363 CID | 2004-2005 | XLS | 22332 |
| 6.8L V10 415 CID | 2000-2005 | Limited; Exc.Air Cond | 22610 |
| 6.8L V10 415 CID | 2000-2005 | Limited; For A/C Belt | 22610 |
| 6.8L V10 415 CID | 2000-2005 | XLT; Exc.Air Cond | 22610 |
| 6.8L V10 415 CID | 2000-2005 | XLT; For A/C Belt | 22610 |
| 6.8L V10 415 CID | 2003-2005 | Eddie Bauer; Exc.Air Cond | 22610 |
| 6.8L V10 415 CID | 2003-2005 | Eddie Bauer; For A/C Belt | 22610 |
| 6.8L V10 415 CID | 2004-2005 | XLS; Exc.Air Cond | 22610 |
| 6.8L V10 415 CID | 2004-2005 | XLS; For A/C Belt | 22610 |
| 7.3L V8 445 CID | 2003 | Eddie Bauer | 22611 |
| 7.3L V8 445 CID | 2000-2003 | Limited, XLT | 22611 |
| EXPEDITION | | | |
| 4.6L V8 281 CID | 1997-2004 | | 22168 |
| 5.4L V8 330 CID | 2004 | NBX, XLT Sport | 22168 |
| 5.4L V8 330 CID | 2006 | King Ranch, XLT Sport | 22168 |
| 5.4L V8 330 CID | 2008 | EL King Ranch, Funkmaster Flex Edition, King Ranch | 22338 |
| 5.4L V8 330 CID | 2009 | Eddie Bauer, EL Eddie Bauer, EL King Ranch, EL Limited, EL XLT, King Ranch, Limited, XLT | 22334 |
| 5.4L V8 330 CID | 1997-2002 | Eddie Bauer; Exc.Air Cond | 22168 |
| 5.4L V8 330 CID | 1997-2002 | Eddie Bauer; For A/C Belt | 22168 |
| 5.4L V8 330 CID | 1997-2002 | XLT; Exc.Air Cond | 22168 |
| 5.4L V8 330 CID | 1997-2002 | XLT; For A/C Belt | 22168 |
| 5.4L V8 330 CID | 2003-2006 | Eddie Bauer, XLT | 22168 |
| 5.4L V8 330 CID | 2005-2006 | Limited, XLS | 22168 |
| 5.4L V8 330 CID | 2007-2008 | Eddie Bauer, EL Eddie Bauer, EL Limited, EL XLT, Limited, XLT | 22338 |
| EXPEDITION (MEX) | | | |
| 4.6L V8 4608cc 281 CID | 1996-2002 | | 22168 |
| EXPLORER | | | |
| 4.0L V6 245 CID | 1993 | Limited; Exc.Max Cooling; For A/C Belt | 22167 |
| 4.0L V6 245 CID | 1993 | Limited; Max Cooling (A/C) | 22166 |
| 4.0L V6 245 CID | 1994 | Eddie Bauer, Limited, Sport, XL, XLT; A/C; Automatic transmission | 22166 |
| 4.0L V6 245 CID | 1994 | Eddie Bauer; For A/C Belt | 22167 |
| 4.0L V6 245 CID | 1994 | Sport; For A/C Belt | 22167 |
| 4.0L V6 245 CID | 1994 | XL; For A/C Belt | 22167 |
| 4.0L V6 245 CID | 1994 | XLT; For A/C Belt | 22167 |
| 4.0L V6 245 CID | 1995 | Expedition, Sport | 22166 |
| 4.0L V6 245 CID | 1997 | Sport, XL, XLT | 22166 |
| 4.0L V6 245 CID | 1999 | XLS | 22166 |
| 4.0L V6 245 CID | 2000 | Postal, XL Fleet, XLS | 22166 |
| 4.0L V6 245 CID | 2001 | Eddie Bauer, Limited, Postal, Sport, XL Fleet, XLS, XLT | 22166 |
| 4.0L V6 245 CID | 2003 | Sport XLS, Sport XLT | 22166 |
| 4.0L V6 245 CID | 2004 | NBX | 22139 |
| 4.0L V6 245 CID | 2006 | XLS | 22337 |
| 4.0L V6 245 CID | 1991-1993 | Eddie Bauer, Sport, XL, XLT; Max Cooling (A/C) | 22166 |
| 4.0L V6 245 CID | 1991-1993 | Eddie Bauer; Exc.Max Cooling; For A/C Belt | 22167 |
| 4.0L V6 245 CID | 1991-1993 | Sport; Exc.Max Cooling; For A/C Belt | 22167 |
| 4.0L V6 245 CID | 1991-1993 | XL; Exc.Max Cooling; For A/C Belt | 22167 |
| 4.0L V6 245 CID | 1991-1993 | XLT; Exc.Max Cooling; For A/C Belt | 22167 |
| 4.0L V6 245 CID | 1991-1994 | Eddie Bauer; Exc.Air Cond | 22167 |

| Engine | Years | Application | USMW |
|-------------------------------|-----------|---|-------|
| FORD (CONT.) | | | |
| EXPLORER (CONT.) | | | |
| 4.0L V6 245 CID | 1991-1994 | Sport; Exc.Air Cond | 22167 |
| 4.0L V6 245 CID | 1991-1994 | XL; Exc.Air Cond | 22167 |
| 4.0L V6 245 CID | 1991-1994 | XLT; Exc.Air Cond | 22167 |
| 4.0L V6 245 CID | 1993-1994 | Limited; Exc.Air Cond | 22167 |
| 4.0L V6 245 CID | 1995-1996 | Eddie Bauer, Limited, XLT | 22166 |
| 4.0L V6 245 CID | 1995-1999 | XL | 22166 |
| 4.0L V6 245 CID | 1996-2002 | Sport | 22166 |
| 4.0L V6 245 CID | 1997-2000 | Eddie Bauer, Limited | 22166 |
| 4.0L V6 245 CID | 1998-2000 | Sport, XLT | 22166 |
| 4.0L V6 245 CID | 2002-2003 | Postal, XLS | 22139 |
| 4.0L V6 245 CID | 2002-2005 | Eddie Bauer, Limited, XLT | 22139 |
| 4.0L V6 245 CID | 2004-2005 | XLS, XLS Sport | 22139 |
| 4.0L V6 245 CID | 2006-2010 | Eddie Bauer, Limited, XLT | 22337 |
| 4.6L V8 281 CID | 2004 | NBX | 22139 |
| 4.6L V8 281 CID | 2005 | Limited | 22139 |
| 4.6L V8 281 CID | 2002-2004 | Limited | 22139 |
| 4.6L V8 281 CID | 2002-2005 | Eddie Bauer, XLT | 22139 |
| 4.6L V8 281 CID | 2004-2005 | XLT Sport | 22139 |
| 4.6L V8 281 CID | 2006-2009 | XLT | 22337 |
| 4.6L V8 281 CID | 2006-2010 | Eddie Bauer, Limited | 22337 |
| 5.0L V8 302 CID | 1999 | Eddie Bauer, XLS | 22615 |
| 5.0L V8 302 CID | 2001 | Limited | 22615 |
| 5.0L V8 302 CID | 1996-1998 | Eddie Bauer | 22615 |
| 5.0L V8 302 CID | 1996-1999 | XLT | 22615 |
| 5.0L V8 302 CID | 1996-2000 | Limited | 22615 |
| 5.0L V8 302 CID | 2000-2001 | Eddie Bauer, XLT | 22615 |
| EXPLORER (MEX) | | | |
| 4.0L V6 4018cc 245 CID | 1990-2002 | | 22166 |
| EXPLORER LIMITED (MEX) | | | |
| 4.6L V8 4604cc 281 CID | 2010-2002 | | 22166 |
| EXPLORER SPORT TRAC | | | |
| 4.0L V6 245 CID | 2001 | Base | 22166 |
| 4.0L V6 245 CID | 2002 | XL | 22166 |
| 4.0L V6 245 CID | 2005 | Adrenalin, XLS, XLT | 22166 |
| 4.0L V6 245 CID | 2003-2004 | XLS | 22166 |
| 4.0L V6 245 CID | 2003-2005 | XLT | 22166 |
| 4.0L V6 245 CID | 2007-2010 | Limited, XLT | 22337 |
| 4.6L V8 281 CID | 2007-2010 | Limited, XLT | 22337 |
| F SUPER DUTY | | | |
| 7.3L V8 445 CID | 1992 | Custom; From 02/14/1992 | 22607 |
| 7.3L V8 445 CID | 1992 | Custom; To 02/14/1992 | 22601 |
| 7.3L V8 445 CID | 1997 | Base | 22609 |
| 7.3L V8 445 CID | 1990-1991 | Custom | 22601 |
| 7.3L V8 445 CID | 1993-1994 | XL | 22607 |
| 7.3L V8 445 CID | 1995-1997 | XL | 22609 |
| 7.5L V8 460 CID | 1990-1997 | | 22052 |
| F100 | | | |
| 3.6L L6 3655cc 223 CID | 1961-1964 | | 21016 |
| 3.9L L6 3934cc 240 CID | 1965-1974 | | 21016 |
| 4.2L V8 4179cc 255 CID | 1981-1982 | | 22011 |
| 4.9L L6 4917cc 300 CID | 1965-1974 | | 21016 |
| 4.9L L6 4917cc 300 CID | 1975-1974 | Custom, Northland, Ranger, Ranger XLT | 22011 |
| 4.9L L6 4917cc 300 CID | 1976-1981 | | 22011 |
| 4.9L L6 4917cc 300 CID | 1979-1974 | Custom, Ranger, Ranger Lariat, Ranger XLT | 22011 |
| 4.9L V6 4917cc 300 CID | 1982-1981 | Custom | 22126 |
| 5.0L V8 4949cc 302 CID | 1976-1979 | With A/C | 22045 |
| 5.0L V8 4949cc 302 CID | 1976-1979 | Without A/C | 22011 |
| 5.0L V8 4950cc 302 CID | 1969-1974 | | 21016 |
| 5.0L V8 4950cc 302 CID | 1975-1974 | Custom, Northland, Ranger, Ranger XLT; With A/C | 22045 |
| 5.0L V8 4950cc 302 CID | 1975-1974 | Custom, Northland, Ranger, Ranger XLT; Without A/C | 22011 |
| 5.8L V8 5752cc 351 CID | 1979 | Custom, Ranger, Ranger Lariat, Ranger XLT; With A/C | 22045 |
| 5.8L V8 5752cc 351 CID | 1977-1978 | With A/C | 22045 |
| 5.8L V8 5752cc 351 CID | 1977-1978 | Without A/C | 22011 |

| Engine | Years | Application | USMW |
|------------------------|-----------|--|-------|
| 5.8L V8 5752cc 351 CID | 1979-1974 | Custom, Ranger, Ranger Lariat, Ranger XLT; Without A/C | 22011 |
| 5.8L V8 5769cc 352 CID | 1965-1967 | | 21016 |
| 5.9L V8 5900cc 360 CID | 1968-1974 | | 21016 |
| 5.9L V8 5900cc 360 CID | 1975-1974 | Custom, Northland, Ranger, Ranger XLT | 22011 |
| 5.9L V8 5900cc 360 CID | 1976-1974 | | 22011 |
| 6.4L V8 6392cc 390 CID | 1968-1974 | | 21016 |
| 6.4L V8 6392cc 390 CID | 1975-1974 | Custom, Northland, Ranger, Ranger XLT | 22011 |
| 6.4L V8 6392cc 390 CID | 1976-1974 | | 22011 |
| 6.6L V8 6556cc 400 CID | 1977-1978 | | 22045 |
| 6.6L V8 6556cc 400 CID | 1979-1974 | Custom, Ranger, Ranger Lariat, Ranger XLT | 22045 |
| 7.5L V8 7539cc 460 CID | 1973-1974 | | 22052 |
| F-100 | | | |
| 3.8L V6 232 CID | 1982 | Custom | 22126 |
| 3.8L V6 232 CID | 1983 | Base | 22126 |
| 3.8L V6 232 CID | 1982-1983 | XL, XLS, XLT Lariat | 22126 |
| 4.9L L6 4917cc 300 CID | 1982 | Custom, XL, XLS, XLT Lariat | 22126 |
| 4.9L L6 4917cc 300 CID | 1983 | Base; Exc.Air Cond | 22061 |
| 4.9L L6 4917cc 300 CID | 1983 | Base; For A/C Belt | 22061 |
| 4.9L L6 4917cc 300 CID | 1983 | XL; Exc.Air Cond | 22061 |
| 4.9L L6 4917cc 300 CID | 1983 | XL; For A/C Belt | 22061 |
| 4.9L L6 4917cc 300 CID | 1983 | XLS; Exc.Air Cond | 22061 |
| 4.9L L6 4917cc 300 CID | 1983 | XLS; For A/C Belt | 22061 |
| 4.9L L6 4917cc 300 CID | 1983 | XLT Lariat; Exc.Air Cond | 22061 |
| 4.9L L6 4917cc 300 CID | 1983 | XLT Lariat; For A/C Belt | 22061 |
| 5.0L V8 302 CID | 1982 | XL, XLS, XLT Lariat | 22045 |
| 5.0L V8 302 CID | 1983 | Base, XL, XLS, XLT Lariat; Exc.Air Cond | 22011 |
| 5.0L V8 302 CID | 1983 | Base, XL, XLS, XLT Lariat; For A/C Belt | 22054 |
| 5.0L V8 302 CID | 1980-1981 | Ranger, Ranger Lariat, Ranger XLT | 22045 |
| 5.0L V8 302 CID | 1980-1982 | Custom | 22045 |
| 5.8L V8 351 CID | 1981 | Custom, Ranger, Ranger Lariat, Ranger XLT | 22045 |
| 7.5L V8 460 CID | 1975-1976 | | 22052 |
| F100 (MEX) | | | |
| 4.7L V8 4700cc 289 CID | 1977-1978 | | 21016 |
| 4.7L V8 4700cc 289 CID | 1977-1978 | | 22011 |
| 4.7L V8 4700cc 289 CID | 1977-1978 | | 22016 |
| F150 | | | |
| 4.9L L6 4917cc 300 CID | 1975-1982 | | 22011 |
| 5.8L V8 5752cc 351 CID | 1977-1982 | With A/C | 22045 |
| 5.8L V8 5752cc 351 CID | 1977-1982 | Without A/C | 22011 |
| 5.9L V8 5900cc 360 CID | 1975-1982 | | 22011 |
| 6.4L V8 6392cc 390 CID | 1975-1976 | | 22011 |
| F-150 | | | |
| 4.2L V6 256 CID | 1997-2000 | Base; Exc.Air Cond | 22159 |
| 4.2L V6 256 CID | 1997-2000 | Base; For A/C Belt | 22159 |
| 4.2L V6 256 CID | 1997-2008 | XL; Exc.Air Cond | 22159 |
| 4.2L V6 256 CID | 1997-2008 | XL; For A/C Belt | 22159 |
| 4.2L V6 256 CID | 1997-2008 | XLT; Exc.Air Cond | 22159 |
| 4.2L V6 256 CID | 1997-2008 | XLT; For A/C Belt | 22159 |
| 4.2L V6 256 CID | 2005-2008 | STX; Exc.Air Cond | 22159 |
| 4.2L V6 256 CID | 2005-2008 | STX; For A/C Belt | 22159 |
| 4.6L V8 281 CID | 2008 | FX2, THE 60TH ANNIVERSARY EDITION; Electric | 22338 |
| 4.6L V8 281 CID | 2008 | FX2, THE 60TH ANNIVERSARY EDITION; Mechanical | 22168 |
| 4.6L V8 281 CID | 1997-2000 | Base; Exc.Air Cond | 22168 |
| 4.6L V8 281 CID | 1997-2000 | Base; For A/C Belt | 22168 |
| 4.6L V8 281 CID | 1997-2003 | Lariat; Exc.Air Cond | 22168 |
| 4.6L V8 281 CID | 1997-2003 | Lariat; For A/C Belt | 22168 |
| 4.6L V8 281 CID | 1997-2003 | XL; Exc.Air Cond | 22168 |
| 4.6L V8 281 CID | 1997-2003 | XL; For A/C Belt | 22168 |
| 4.6L V8 281 CID | 1997-2003 | XLT; Exc.Air Cond | 22168 |
| 4.6L V8 281 CID | 1997-2003 | XLT; For A/C Belt | 22168 |
| 4.6L V8 281 CID | 2001-2003 | King Ranch; Exc.Air Cond | 22168 |
| 4.6L V8 281 CID | 2001-2003 | King Ranch; For A/C Belt | 22168 |
| 4.6L V8 281 CID | 2004-2006 | STX, XL, XLT | 22168 |
| 4.6L V8 281 CID | 2007-2008 | STX, XL, XLT; Electric | 22338 |
| 4.6L V8 281 CID | 2007-2008 | STX, XL, XLT; Mechanical | 22168 |
| 4.6L V8 281 CID | 2009-2010 | STX, XL, XLT | 22334 |
| 4.9L L6 4917cc 300 CID | 1983 | XLS; Exc.Air Cond | 22061 |



FAN CLUTCH APPLICATION GUIDE

USMW
Professional Series

| Engine | Years | Application | USMW |
|------------------------|-----------|--|-------|
| FORD (CONT.) | | | |
| F-150 (CONT.) | | | |
| 4.9L L6 4917cc 300 CID | 1983 | XLS; For A/C Belt | 22061 |
| 4.9L L6 4917cc 300 CID | 1977-1979 | | 22011 |
| 4.9L L6 4917cc 300 CID | 1983-1984 | XLT; Exc.Air Cond | 22061 |
| 4.9L L6 4917cc 300 CID | 1983-1984 | XLT; For A/C Belt | 22061 |
| 4.9L L6 4917cc 300 CID | 1983-1986 | Base; Exc.Air Cond | 22061 |
| 4.9L L6 4917cc 300 CID | 1983-1986 | Base; For A/C Belt | 22061 |
| 4.9L L6 4917cc 300 CID | 1983-1986 | XL; Exc.Air Cond | 22061 |
| 4.9L L6 4917cc 300 CID | 1983-1986 | XL; For A/C Belt | 22061 |
| 4.9L L6 4917cc 300 CID | 1985-1986 | XLT Lariat; Exc.Air Cond | 22061 |
| 4.9L L6 4917cc 300 CID | 1985-1986 | XLT Lariat; For A/C Belt | 22061 |
| 4.9L L6 4917cc 300 CID | 1987-1992 | Custom; Exc.Air Cond | 22161 |
| 4.9L L6 4917cc 300 CID | 1987-1992 | Custom; For A/C Belt | 22161 |
| 4.9L L6 4917cc 300 CID | 1987-1992 | XL; Exc.Air Cond | 22161 |
| 4.9L L6 4917cc 300 CID | 1987-1992 | XL; For A/C Belt | 22161 |
| 4.9L L6 4917cc 300 CID | 1987-1992 | XLT Lariat; Exc.Air Cond | 22161 |
| 4.9L L6 4917cc 300 CID | 1987-1992 | XLT Lariat; For A/C Belt | 22161 |
| 4.9L L6 4917cc 300 CID | 1993-1994 | XL, XLT | 22155 |
| 4.9L L6 4917cc 300 CID | 1995-1996 | Eddie Bauer | 22155 |
| 4.9L L6 4917cc 300 CID | 1995-1996 | Special, XL, XLT | 22155 |
| 5.0L V8 302 CID | 1978 | Base, Northland | 22045 |
| 5.0L V8 302 CID | 1982 | XL, XLS, XLT Lariat | 22045 |
| 5.0L V8 302 CID | 1983 | XLS; Exc.Air Cond | 22011 |
| 5.0L V8 302 CID | 1983 | XLS; For A/C Belt | 22054 |
| 5.0L V8 302 CID | 1985 | Base, XL, XLT, XLT Lariat; For A/C Belt | 22054 |
| 5.0L V8 302 CID | 1986 | Base, XL, XLT Lariat; For A/C Belt | 22054 |
| 5.0L V8 302 CID | 1976-1977 | Air Cond | 22045 |
| 5.0L V8 302 CID | 1976-1977 | W/O AIR | 22011 |
| 5.0L V8 302 CID | 1978-1981 | Ranger, Ranger Lariat, Ranger XLT | 22045 |
| 5.0L V8 302 CID | 1978-1982 | Custom | 22045 |
| 5.0L V8 302 CID | 1983-1984 | Base, XL, XLT; Exc.Air Cond | 22011 |
| 5.0L V8 302 CID | 1983-1984 | Base, XL, XLT; For A/C Belt | 22054 |
| 5.0L V8 302 CID | 1983-1986 | Exc.A/C | 22016 |
| 5.0L V8 302 CID | 1985-1986 | Base, XL, XLT Lariat; Exc.Air Cond | 22011 |
| 5.0L V8 302 CID | 1987-1992 | Custom, XLT Lariat; Exc.Air Cond | 22126 |
| 5.0L V8 302 CID | 1987-1992 | Custom, XLT Lariat; For A/C Belt | 22146 |
| 5.0L V8 302 CID | 1987-1996 | XL; Exc.Air Cond | 22126 |
| 5.0L V8 302 CID | 1987-1996 | XL; For A/C Belt | 22146 |
| 5.0L V8 302 CID | 1993-1996 | XLT; Exc.Air Cond | 22126 |
| 5.0L V8 302 CID | 1993-1996 | XLT; For A/C Belt | 22146 |
| 5.0L V8 302 CID | 1995-1996 | Eddie Bauer, Special; Exc.Air Cond | 22126 |
| 5.0L V8 302 CID | 1995-1996 | Eddie Bauer, Special; For A/C Belt | 22146 |
| 5.4L V8 330 CID | 2005 | King Ranch | 22168 |
| 5.4L V8 330 CID | 2006 | FX4, Harley-Davidson Edition, King Ranch, Lariat, XL, XLT | 22168 |
| 5.4L V8 330 CID | 2007 | FX2, FX4, Harley-Davidson Edition, King Ranch, Lariat, XL, XLT; Electric | 22338 |
| 5.4L V8 330 CID | 2007 | FX2, FX4, Harley-Davidson Edition, King Ranch, Lariat, XL, XLT; Mechanical | 22168 |
| 5.4L V8 330 CID | 2008 | FX2, FX4 | 22338 |
| 5.4L V8 330 CID | 2008 | Harley-Davidson Edition, King Ranch, Lariat | 22338 |
| 5.4L V8 330 CID | 2008 | Harley-Davidson Edition, Limited, THE 60TH ANNIVERSARY EDITION; Mechanical | 22168 |
| 5.4L V8 330 CID | 2008 | Harley-Davidson Edition; Electric | 22338 |
| 5.4L V8 330 CID | 2008 | Limited | 22338 |
| 5.4L V8 330 CID | 2008 | Limited; Electric | 22338 |
| 5.4L V8 330 CID | 2008 | THE 60TH ANNIVERSARY EDITION, XL, XLT | 22338 |
| 5.4L V8 330 CID | 2008 | THE 60TH ANNIVERSARY EDITION; Electric | 22338 |
| 5.4L V8 330 CID | 2010 | FX2, Harley-Davidson Edition, SVT Raptor | 22334 |
| 5.4L V8 330 CID | 1997-2000 | Base; Exc.Air Cond | 22168 |
| 5.4L V8 330 CID | 1997-2000 | Base; For A/C Belt | 22168 |
| 5.4L V8 330 CID | 1997-2003 | Lariat; Exc.Air Cond | 22168 |
| 5.4L V8 330 CID | 1997-2003 | Lariat; For A/C Belt | 22168 |
| 5.4L V8 330 CID | 1997-2003 | XL; Exc.Air Cond | 22168 |
| 5.4L V8 330 CID | 1997-2003 | XL; For A/C Belt | 22168 |
| 5.4L V8 330 CID | 1997-2003 | XLT; Exc.Air Cond | 22168 |
| 5.4L V8 330 CID | 1997-2003 | XLT; For A/C Belt | 22168 |
| 5.4L V8 330 CID | 1999-2000 | Lightning | 22610 |

| Engine | Years | Application | USMW |
|------------------------|-----------|---|-------|
| 5.4L V8 330 CID | 2000-2001 | Harley-Davidson Edition; Exc.Air Cond | 22168 |
| 5.4L V8 330 CID | 2000-2001 | Harley-Davidson Edition; For A/C Belt | 22168 |
| 5.4L V8 330 CID | 2001-2003 | King Ranch; Exc.Air Cond | 22168 |
| 5.4L V8 330 CID | 2001-2003 | King Ranch; For A/C Belt | 22168 |
| 5.4L V8 330 CID | 2001-2003 | Lightning | 22168 |
| 5.4L V8 330 CID | 2002-2003 | Harley-Davidson Edition | 22168 |
| 5.4L V8 330 CID | 2004-2005 | FX4, Lariat, XL, XLT | 22168 |
| 5.4L V8 330 CID | 2007-2008 | FX2, FX4, King Ranch, Lariat, XL, XLT; Electric | 22338 |
| 5.4L V8 330 CID | 2007-2008 | FX2, FX4, King Ranch, Lariat, XL, XLT; Mechanical | 22168 |
| 5.4L V8 330 CID | 2009-2010 | FX4, King Ranch, Lariat, Platinum, XL, XLT | 22334 |
| 5.8L V8 351 CID | 1982 | XL, XLS, XLT Lariat | 22045 |
| 5.8L V8 351 CID | 1983 | Base, XL, XLS, XLT; Exc.Air Cond | 22011 |
| 5.8L V8 351 CID | 1983 | Base, XL, XLS, XLT; For A/C Belt | 22045 |
| 5.8L V8 351 CID | 1984 | XLT; Exc.Air Cond | 22011 |
| 5.8L V8 351 CID | 1984 | XLT; For A/C Belt | 22045 |
| 5.8L V8 351 CID | 1985 | XLT Lariat; Exc.Air Cond | 22011 |
| 5.8L V8 351 CID | 1985 | XLT Lariat; For A/C Belt | 22045 |
| 5.8L V8 351 CID | 1986 | Base; Exc.Air Cond | 22011 |
| 5.8L V8 351 CID | 1986 | Base; For A/C Belt | 22045 |
| 5.8L V8 351 CID | 1987 | Custom; Exc.Air Cond | 22011 |
| 5.8L V8 351 CID | 1987 | Custom; For A/C Belt | 22045 |
| 5.8L V8 351 CID | 1988 | Custom, XL, XLT Lariat; For A/C Belt | 22146 |
| 5.8L V8 351 CID | 1989 | Custom; For A/C Belt; From 03/01/1989 | 22146 |
| 5.8L V8 351 CID | 1989 | Custom; For A/C Belt; To 03/01/1989 | 22146 |
| 5.8L V8 351 CID | 1989 | XL; For A/C Belt; From 03/01/1989 | 22146 |
| 5.8L V8 351 CID | 1989 | XL; For A/C Belt; To 03/01/1989 | 22146 |
| 5.8L V8 351 CID | 1989 | XLT Lariat; For A/C Belt; From 03/01/1989 | 22146 |
| 5.8L V8 351 CID | 1989 | XLT Lariat; For A/C Belt; To 03/01/1989 | 22146 |
| 5.8L V8 351 CID | 1978-1979 | Air Cond | 22045 |
| 5.8L V8 351 CID | 1978-1979 | W/O AIR | 22011 |
| 5.8L V8 351 CID | 1980-1981 | Ranger, Ranger Lariat, Ranger XLT | 22045 |
| 5.8L V8 351 CID | 1980-1982 | Custom | 22045 |
| 5.8L V8 351 CID | 1984-1985 | Base, XL; Exc.Air Cond | 22011 |
| 5.8L V8 351 CID | 1984-1985 | Base, XL; For A/C Belt | 22045 |
| 5.8L V8 351 CID | 1984-1987 | Exc.A/C | 22016 |
| 5.8L V8 351 CID | 1986-1987 | XL, XLT Lariat; Exc.Air Cond | 22011 |
| 5.8L V8 351 CID | 1986-1987 | XL, XLT Lariat; For A/C Belt | 22045 |
| 5.8L V8 351 CID | 1988-1992 | Custom, XLT Lariat; Exc.Air Cond | 22126 |
| 5.8L V8 351 CID | 1988-1996 | XL; Exc.Air Cond | 22126 |
| 5.8L V8 351 CID | 1990-1992 | Custom, XLT Lariat; For A/C Belt | 22146 |
| 5.8L V8 351 CID | 1990-1996 | XL; For A/C Belt | 22146 |
| 5.8L V8 351 CID | 1993-1995 | Lightning; Exc.Air Cond | 22126 |
| 5.8L V8 351 CID | 1993-1995 | Lightning; For A/C Belt | 22146 |
| 5.8L V8 351 CID | 1993-1996 | XLT; Exc.Air Cond | 22126 |
| 5.8L V8 351 CID | 1993-1996 | XLT; For A/C Belt | 22146 |
| 5.8L V8 351 CID | 1995-1996 | Eddie Bauer, Special; Exc.Air Cond | 22126 |
| 5.8L V8 351 CID | 1995-1996 | Eddie Bauer, Special; For A/C Belt | 22146 |
| 5.9L V8 360 CID | 1976 | | 22011 |
| 6.6L V8 400 CID | 1977-1979 | | 22054 |
| 7.5L V8 460 CID | 1975-1979 | | 22052 |
| F150 (MEX) | | | |
| 4.2L V6 4197cc 256 CID | 2009 | | 22168 |
| F-150 HERITAGE | | | |
| 4.2L V6 256 CID | 2004 | | 22159 |
| 4.6L V8 281 CID | 2004 | | 22168 |
| 5.4L V8 330 CID | 2004 | | 22168 |
| F200 (MEX) | | | |
| 5.0L V8 5000cc 302 CID | 1986 | With A/C | 22045 |
| 5.0L V8 5000cc 302 CID | 1986 | With A/C | 22051 |
| 5.0L V8 5000cc 302 CID | 1986 | Without A/C | 22011 |
| 5.0L V8 5000cc 302 CID | 1986 | Without A/C | 22016 |
| 5.0L V8 5000cc 302 CID | 1987-1990 | | 22146 |
| 5.8L V8 5800cc 351 CID | 1986-1987 | With A/C | 22045 |
| 5.8L V8 5800cc 351 CID | 1986-1987 | With A/C | 22051 |
| 5.8L V8 5800cc 351 CID | 1986-1987 | Without A/C | 22011 |
| 5.8L V8 5800cc 351 CID | 1986-1987 | Without A/C | 22016 |
| 5.8L V8 5800cc 351 CID | 1988-1990 | | 22146 |
| F250 | | | |
| 3.6L L6 3655cc 223 CID | 1961-1964 | | 21016 |

| Engine | Years | Application | USMW |
|------------------------|-----------|---|-------|
| FORD (CONT.) | | | |
| F250 (CONT.) | | | |
| 3.9L L6 3934cc 240 CID | 1965-1972 | | 21016 |
| 4.9L L6 4917cc 300 CID | 1965-1974 | | 21016 |
| 4.9L L6 4917cc 300 CID | 1980-1982 | | 22011 |
| 4.9L V6 4920cc 300 CID | 1996-1982 | Special, XL, XLT | 22145 |
| 5.0L V8 4949cc 302 CID | 1990-1982 | | 22168 |
| 5.0L V8 4950cc 302 CID | 1972-1982 | | 21016 |
| 5.8L V8 5756cc 351 CID | 1997-1982 | Base, Lariat, XL, XLT; For A/C belt | 22146 |
| 5.8L V8 5756cc 351 CID | 1997-1982 | Base, Lariat, XL, XLT; Without A/C | 22126 |
| 5.8L V8 5769cc 352 CID | 1965-1967 | | 21016 |
| 5.9L V8 5900cc 360 CID | 1968-1974 | | 21016 |
| 6.4L V8 6392cc 390 CID | 1968-1974 | | 21016 |
| 7.3L V8 7282cc 444 CID | 1997-1974 | Base, Lariat, XL, XLT | 22609 |
| 7.5L V8 7539cc 460 CID | 1973-1974 | | 22052 |
| 7.5L V8 7544cc 460 CID | 1997 | Base, Lariat, XL, XLT | 22052 |
| F-250 | | | |
| 4.6L V8 281 CID | 1997-1999 | | 22168 |
| 4.9L L6 4917cc 300 CID | 1995 | Special, XL, XLT | 22155 |
| 4.9L L6 4917cc 300 CID | 1983-1984 | XLT; For A/C Belt | 22061 |
| 4.9L L6 4917cc 300 CID | 1983-1986 | Base; Exc.Air Cond | 22061 |
| 4.9L L6 4917cc 300 CID | 1983-1986 | Base; For A/C Belt | 22061 |
| 4.9L L6 4917cc 300 CID | 1983-1986 | XL; Exc.Air Cond | 22061 |
| 4.9L L6 4917cc 300 CID | 1983-1986 | XL; For A/C Belt | 22061 |
| 4.9L L6 4917cc 300 CID | 1983-1986 | | 22061 |
| 4.9L L6 4917cc 300 CID | 1985-1986 | XLT Lariat; For A/C Belt | 22061 |
| 4.9L L6 4917cc 300 CID | 1987-1992 | Custom; Exc.Air Cond | 22161 |
| 4.9L L6 4917cc 300 CID | 1987-1992 | Custom; For A/C Belt | 22161 |
| 4.9L L6 4917cc 300 CID | 1987-1992 | XL; Exc.Air Cond | 22161 |
| 4.9L L6 4917cc 300 CID | 1987-1992 | XL; For A/C Belt | 22161 |
| 4.9L L6 4917cc 300 CID | 1987-1992 | XLT Lariat; Exc.Air Cond | 22161 |
| 4.9L L6 4917cc 300 CID | 1987-1992 | XLT Lariat; For A/C Belt | 22161 |
| 4.9L L6 4917cc 300 CID | 1993-1994 | XL, XLT | 22155 |
| 4.9L L6 4917cc 300 CID | 1995-1996 | Eddie Bauer, Special, XL, XLT | 22155 |
| 5.0L V8 302 CID | 1982 | XL, XLS, XLT Lariat | 22045 |
| 5.0L V8 302 CID | 1983 | XLS; Exc.Air Cond | 22011 |
| 5.0L V8 302 CID | 1983 | XLS; For A/C Belt | 22054 |
| 5.0L V8 302 CID | 1980-1981 | Ranger, Ranger Lariat, Ranger XLT | 22045 |
| 5.0L V8 302 CID | 1980-1982 | Custom | 22045 |
| 5.0L V8 302 CID | 1983-1984 | Base, XL, XLT; Exc.Air Cond | 22011 |
| 5.0L V8 302 CID | 1983-1984 | Base, XL, XLT; For A/C Belt | 22054 |
| 5.0L V8 302 CID | 1983-1986 | Exc.A/C | 22016 |
| 5.0L V8 302 CID | 1985-1986 | Base, XL, XLT Lariat; Exc.Air Cond | 22011 |
| 5.0L V8 302 CID | 1985-1986 | Base, XL, XLT Lariat; For A/C Belt | 22054 |
| 5.0L V8 302 CID | 1987-1989 | Custom, XL, XLT Lariat; Exc.Air Cond | 22126 |
| 5.0L V8 302 CID | 1987-1989 | Custom, XL, XLT Lariat; For A/C Belt | 22146 |
| 5.0L V8 302 CID | 1991-1992 | Custom, XLT Lariat; Exc.Air Cond | 22126 |
| 5.0L V8 302 CID | 1991-1992 | Custom, XLT Lariat; For A/C Belt | 22146 |
| 5.0L V8 302 CID | 1991-1994 | XL; Exc.Air Cond | 22126 |
| 5.0L V8 302 CID | 1991-1994 | XL; For A/C Belt | 22146 |
| 5.0L V8 302 CID | 1993-1994 | XLT; Exc.Air Cond | 22126 |
| 5.0L V8 302 CID | 1993-1994 | XLT; For A/C Belt | 22146 |
| 5.0L V8 302 CID | 1995-1996 | Eddie Bauer, Special, XL, XLT; Exc.Air Cond | 22126 |
| 5.0L V8 302 CID | 1995-1996 | Eddie Bauer, Special, XL, XLT; For A/C Belt | 22146 |
| 5.4L V8 330 CID | 1997-1999 | Base; Exc.Air Cond | 22168 |
| 5.4L V8 330 CID | 1997-1999 | Base; For A/C Belt | 22168 |
| 5.4L V8 330 CID | 1997-1999 | Lariat; Exc.Air Cond | 22168 |
| 5.4L V8 330 CID | 1997-1999 | Lariat; For A/C Belt | 22168 |
| 5.4L V8 330 CID | 1997-1999 | XL; Exc.Air Cond | 22168 |
| 5.4L V8 330 CID | 1997-1999 | XL; For A/C Belt | 22168 |
| 5.4L V8 330 CID | 1997-1999 | XLT; Exc.Air Cond | 22168 |
| 5.4L V8 330 CID | 1997-1999 | XLT; For A/C Belt | 22168 |
| 5.4L V8 330 CID | 2000-2001 | 4 Bolt | 22604 |
| 5.8L V8 351 CID | 1982 | XL, XLS, XLT Lariat | 22045 |
| 5.8L V8 351 CID | 1983 | Base, XL, XLS, XLT; Exc.Air Cond | 22011 |
| 5.8L V8 351 CID | 1983 | Base, XL, XLS, XLT; For A/C Belt | 22045 |
| 5.8L V8 351 CID | 1984 | XLT; Exc.Air Cond | 22011 |
| 5.8L V8 351 CID | 1984 | XLT; For A/C Belt | 22045 |

| Engine | Years | Application | USMW |
|-------------------------|-----------|--|-------|
| 5.8L V8 351 CID | 1985 | XLT Lariat; Exc.Air Cond | 22011 |
| 5.8L V8 351 CID | 1985 | XLT Lariat; For A/C Belt | 22045 |
| 5.8L V8 351 CID | 1986 | Base; Exc.Air Cond | 22011 |
| 5.8L V8 351 CID | 1986 | Base; For A/C Belt | 22045 |
| 5.8L V8 351 CID | 1987 | Custom; Exc.Air Cond | 22011 |
| 5.8L V8 351 CID | 1987 | Custom; For A/C Belt | 22045 |
| 5.8L V8 351 CID | 1988 | Custom, XL, XLT Lariat; For A/C Belt | 22146 |
| 5.8L V8 351 CID | 1989 | Custom; For A/C Belt; From 03/01/1989 | 22146 |
| 5.8L V8 351 CID | 1989 | Custom; For A/C Belt; To 03/01/1989 | 22146 |
| 5.8L V8 351 CID | 1989 | XL; For A/C Belt; From 03/01/1989 | 22146 |
| 5.8L V8 351 CID | 1989 | XL; For A/C Belt; To 03/01/1989 | 22146 |
| 5.8L V8 351 CID | 1989 | XLT Lariat; For A/C Belt; From 03/01/1989 | 22146 |
| 5.8L V8 351 CID | 1989 | XLT Lariat; For A/C Belt; To 03/01/1989 | 22146 |
| 5.8L V8 351 CID | 1980-1981 | Ranger, Ranger Lariat, Ranger XLT | 22045 |
| 5.8L V8 351 CID | 1980-1982 | Custom | 22045 |
| 5.8L V8 351 CID | 1983-1987 | Exc.A/C | 22016 |
| 5.8L V8 351 CID | 1984-1985 | Base, XL; Exc.Air Cond | 22011 |
| 5.8L V8 351 CID | 1984-1985 | Base, XL; For A/C Belt | 22045 |
| 5.8L V8 351 CID | 1986-1987 | XL, XLT Lariat; Exc.Air Cond | 22011 |
| 5.8L V8 351 CID | 1986-1987 | XL, XLT Lariat; For A/C Belt | 22045 |
| 5.8L V8 351 CID | 1988-1992 | Custom, XLT Lariat; Exc.Air Cond | 22126 |
| 5.8L V8 351 CID | 1988-1996 | XL; Exc.Air Cond | 22126 |
| 5.8L V8 351 CID | 1990-1992 | Custom, XLT Lariat; For A/C Belt | 22146 |
| 5.8L V8 351 CID | 1990-1996 | XL; For A/C Belt | 22146 |
| 5.8L V8 351 CID | 1993-1996 | XLT; Exc.Air Cond | 22126 |
| 5.8L V8 351 CID | 1993-1996 | XLT; For A/C Belt | 22146 |
| 5.8L V8 351 CID | 1995-1996 | Eddie Bauer, Special; Exc.Air Cond | 22126 |
| 5.8L V8 351 CID | 1995-1996 | Eddie Bauer, Special; For A/C Belt | 22146 |
| 6.6L V8 400 CID | 1982 | XL, XLS, XLT Lariat | 22045 |
| 6.6L V8 400 CID | 1977-1979 | | 22054 |
| 6.6L V8 400 CID | 1980-1981 | Ranger, Ranger Lariat, Ranger XLT | 22045 |
| 6.6L V8 400 CID | 1980-1982 | Custom | 22045 |
| 6.9L V8 420 CID | 1983 | XLS | 22601 |
| 6.9L V8 420 CID | 1987 | Custom | 22601 |
| 6.9L V8 420 CID | 1983-1984 | XLT | 22601 |
| 6.9L V8 420 CID | 1983-1986 | Base | 22601 |
| 6.9L V8 420 CID | 1983-1987 | XL | 22601 |
| 6.9L V8 420 CID | 1985-1987 | XLT Lariat | 22601 |
| 7.3L V8 445 CID | 1992 | Custom, XL, XLT Lariat; From 02/14/1992 | 22607 |
| 7.3L V8 445 CID | 1992 | Custom, XL, XLT Lariat; To 02/14/1992 | 22601 |
| 7.3L V8 445 CID | 1993 | XL, XLT | 22607 |
| 7.3L V8 445 CID | 1994 | XL, XLT, XL | 22609 |
| 7.3L V8 445 CID | 1988-1991 | Custom, XL, XLT Lariat | 22601 |
| 7.3L V8 445 CID | 1995-1996 | Eddie Bauer, Special, XL, XLT | 22609 |
| 7.5L V8 460 CID | 1975-1996 | | 22052 |
| F250 (MEX) | | | |
| 4.6L V8 4608cc 281 CID | 2000-2007 | | 22168 |
| 4.6L V8 4608cc 281 CID | 2002-2009 | | 22620 |
| F-250 SUPER DUTY | | | |
| 5.4L V8 330 CID | 2004 | King Ranch; Exc.Air Cond | 22168 |
| 5.4L V8 330 CID | 2004 | King Ranch; For A/C Belt | 22159 |
| 5.4L V8 330 CID | 2005 | King Ranch, Lariat, XL, XLT; For A/C Belt; To 11/20/2004 | 22159 |
| 5.4L V8 330 CID | 2005 | King Ranch; Exc.Air Cond; From 11/23/2004 | 22168 |
| 5.4L V8 330 CID | 2005 | King Ranch; Exc.Air Cond; To 11/22/2004 | 22168 |
| 5.4L V8 330 CID | 2005 | King Ranch; For A/C Belt; From 11/21/2004 | 22168 |
| 5.4L V8 330 CID | 2005 | Lariat; Exc.Air Cond; From 11/23/2004 | 22168 |
| 5.4L V8 330 CID | 2005 | Lariat; Exc.Air Cond; To 11/22/2004 | 22168 |
| 5.4L V8 330 CID | 2005 | Lariat; For A/C Belt; From 11/21/2004 | 22168 |
| 5.4L V8 330 CID | 2005 | XL; Exc.Air Cond; From 11/23/2004 | 22168 |
| 5.4L V8 330 CID | 2005 | XL; Exc.Air Cond; To 11/22/2004 | 22168 |
| 5.4L V8 330 CID | 2005 | XL; For A/C Belt; From 11/21/2004 | 22168 |
| 5.4L V8 330 CID | 2005 | XLT; Exc.Air Cond; From 11/23/2004 | 22168 |
| 5.4L V8 330 CID | 2005 | XLT; Exc.Air Cond; To 11/22/2004 | 22168 |
| 5.4L V8 330 CID | 2005 | XLT; For A/C Belt; From 11/21/2004 | 22168 |
| 5.4L V8 330 CID | 2009 | FX4; Exc.Air Cond | 22169 |
| 5.4L V8 330 CID | 1999-2004 | Lariat, XL, XLT; Exc.Air Cond | 22168 |
| 5.4L V8 330 CID | 1999-2004 | Lariat, XL, XLT; For A/C Belt | 22159 |
| 5.4L V8 330 CID | 2006-2007 | King Ranch, Lariat, XL, XLT; Exc.Air Cond | 22168 |

| Engine | Years | Application | USMW |
|---------------------------------|-----------|--|-------|
| FORD (CONT.) | | | |
| F-250 SUPER DUTY (CONT.) | | | |
| 5.4L V8 330 CID | 2006-2010 | King Ranch, Lariat, XL, XLT; For A/C Belt | 22168 |
| 5.4L V8 330 CID | 2008-2009 | FX4; For A/C Belt | 22168 |
| 5.4L V8 330 CID | 2008-2010 | King Ranch, Lariat, XL, XLT; Exc.Air Cond | 22169 |
| 5.4L V8 330 CID | 2009-2010 | Cabela's; Exc.Air Cond | 22169 |
| 5.4L V8 330 CID | 2009-2010 | Cabela's; For A/C Belt | 22168 |
| 6.0L V8 363 CID | 2003-2007 | Lariat; Exc.Snow Plow Pkg | 22332 |
| 6.0L V8 363 CID | 2003-2007 | Lariat; Snow Plow Pkg | 22332 |
| 6.0L V8 363 CID | 2003-2007 | XL; Exc.Snow Plow Pkg | 22332 |
| 6.0L V8 363 CID | 2003-2007 | XL; Snow Plow Pkg | 22332 |
| 6.0L V8 363 CID | 2003-2007 | XLT; Exc.Snow Plow Pkg | 22332 |
| 6.0L V8 363 CID | 2003-2007 | XLT; Snow Plow Pkg | 22332 |
| 6.0L V8 363 CID | 2004-2007 | Harley-Davidson Edition; Exc.Snow Plow Pkg | 22332 |
| 6.0L V8 363 CID | 2004-2007 | Harley-Davidson Edition; Snow Plow Pkg | 22332 |
| 6.0L V8 363 CID | 2004-2007 | King Ranch; Exc.Snow Plow Pkg | 22332 |
| 6.0L V8 363 CID | 2004-2007 | King Ranch; Snow Plow Pkg | 22332 |
| 6.2L V8 6210cc 379 CID | 2011-2015 | | 22339 |
| 6.4L V8 391 CID | 2008-2010 | | 22329 |
| 6.7L V8 6651cc 406 CID | 2011-2014 | | 22340 |
| 6.8L V10 415 CID | 2004 | Harley-Davidson Edition, King Ranch; Exc.Air Cond | 22610 |
| 6.8L V10 415 CID | 2005 | Harley-Davidson Edition; Exc.Air Cond; From 11/20/2004 | 22610 |
| 6.8L V10 415 CID | 2005 | Harley-Davidson Edition; Exc.Air Cond; To 11/19/2004 | 22610 |
| 6.8L V10 415 CID | 2005 | King Ranch; Exc.Air Cond; From 11/20/2004 | 22610 |
| 6.8L V10 415 CID | 2005 | King Ranch; Exc.Air Cond; To 11/19/2004 | 22610 |
| 6.8L V10 415 CID | 2005 | Lariat; Exc.Air Cond; From 11/20/2004 | 22610 |
| 6.8L V10 415 CID | 2005 | Lariat; Exc.Air Cond; To 11/19/2004 | 22610 |
| 6.8L V10 415 CID | 2005 | XL; Exc.Air Cond; From 11/20/2004 | 22610 |
| 6.8L V10 415 CID | 2005 | XL; Exc.Air Cond; To 11/19/2004 | 22610 |
| 6.8L V10 415 CID | 2005 | XLT; Exc.Air Cond; From 11/20/2004 | 22610 |
| 6.8L V10 415 CID | 2005 | XLT; Exc.Air Cond; To 11/19/2004 | 22610 |
| 6.8L V10 415 CID | 1999-2004 | Lariat, XL, XLT; Exc.Air Cond | 22610 |
| 6.8L V10 415 CID | 1999-2007 | Lariat, XL, XLT; For A/C Belt | 22610 |
| 6.8L V10 415 CID | 2004-2005 | Harley-Davidson Edition; For A/C Belt | 22610 |
| 6.8L V10 415 CID | 2004-2007 | King Ranch; For A/C Belt | 22610 |
| 6.8L V10 415 CID | 2006-2007 | King Ranch, Lariat, XL, XLT; Exc.Air Cond | 22610 |
| 6.8L V10 415 CID | 2008-2009 | FX4; Exc.Air Cond | 22634 |
| 6.8L V10 415 CID | 2008-2009 | FX4; For A/C Belt | 22634 |
| 6.8L V10 415 CID | 2008-2009 | Harley-Davidson Edition; Exc.Air Cond | 22634 |
| 6.8L V10 415 CID | 2008-2009 | Harley-Davidson Edition; For A/C Belt | 22634 |
| 6.8L V10 415 CID | 2008-2010 | King Ranch; Exc.Air Cond | 22634 |
| 6.8L V10 415 CID | 2008-2010 | King Ranch; For A/C Belt | 22634 |
| 6.8L V10 415 CID | 2008-2010 | Lariat; Exc.Air Cond | 22634 |
| 6.8L V10 415 CID | 2008-2010 | Lariat; For A/C Belt | 22634 |
| 6.8L V10 415 CID | 2008-2010 | XL; Exc.Air Cond | 22634 |
| 6.8L V10 415 CID | 2008-2010 | XL; For A/C Belt | 22634 |
| 6.8L V10 415 CID | 2008-2010 | XLT; Exc.Air Cond | 22634 |
| 6.8L V10 415 CID | 2008-2010 | XLT; For A/C Belt | 22634 |
| 6.8L V10 415 CID | 2009-2010 | Cabela's; Exc.Air Cond | 22634 |
| 6.8L V10 415 CID | 2009-2010 | Cabela's; For A/C Belt | 22634 |
| 7.3L V8 445 CID | 1999-2003 | Lariat, XL, XLT | 22611 |
| F-250 SUPER DUTY (MEX) | | | |
| 6.7L V8 6700cc CID | 2013-2014 | | 22340 |
| 6700 V8 6.7Lcc 406 CID | 2016 | | 22340 |
| 6700 V8 6.7Lcc 409 CID | 2011-2015 | | 22340 |
| F350 | | | |
| 3.6L L6 3655cc 223 CID | 1961-1964 | | 21016 |
| 3.9L L6 3934cc 240 CID | 1965-1972 | | 21016 |
| 4.9L L6 4917cc 300 CID | 1982 | Custom, XL, XLS, XLT Lariat | 22011 |
| 4.9L L6 4917cc 300 CID | 1965-1974 | | 21016 |
| 4.9L L6 4917cc 300 CID | 1980-1981 | Custom, Ranger, Ranger Lariat, Ranger XLT | 22011 |
| 4.9L V6 4917cc 300 CID | 1992 | Custom, XL, XLT Lariat | 22158 |
| 4.9L V6 4917cc 300 CID | 1990-1991 | Custom, XL, XLT Lariat | 22161 |
| 4.9L V6 4920cc 300 CID | 1995 | | 22158 |
| 4.9L V6 4920cc 300 CID | 1996 | Eddie Bauer, Special, XL, XLT | 22161 |
| 5.0L V8 4950cc 302 CID | 1972 | | 21016 |

| Engine | Years | Application | USMW |
|------------------------|-----------|---|-------|
| 5.8L V8 5769cc 352 CID | 1965-1967 | | 21016 |
| 5.9L V8 5900cc 360 CID | 1968-1974 | | 21016 |
| 6.4L V8 6392cc 390 CID | 1968-1974 | | 21016 |
| 7.5L V8 7539cc 460 CID | 1973-1974 | | 22052 |
| F-350 | | | |
| 4.9L L6 4917cc 300 CID | 1983 | XLS; Exc.Air Cond | 22061 |
| 4.9L L6 4917cc 300 CID | 1983 | XLS; For A/C Belt | 22061 |
| 4.9L L6 4917cc 300 CID | 1983-1984 | XLT; Exc.Air Cond | 22061 |
| 4.9L L6 4917cc 300 CID | 1983-1984 | XLT; For A/C Belt | 22061 |
| 4.9L L6 4917cc 300 CID | 1983-1986 | Base; Exc.Air Cond | 22061 |
| 4.9L L6 4917cc 300 CID | 1983-1986 | Base; For A/C Belt | 22061 |
| 4.9L L6 4917cc 300 CID | 1983-1986 | XL; Exc.Air Cond | 22061 |
| 4.9L L6 4917cc 300 CID | 1983-1986 | XL; For A/C Belt | 22061 |
| 4.9L L6 4917cc 300 CID | 1985-1986 | XLT Lariat; Exc.Air Cond | 22061 |
| 4.9L L6 4917cc 300 CID | 1985-1986 | XLT Lariat; For A/C Belt | 22061 |
| 4.9L L6 4917cc 300 CID | 1987-1989 | Custom; Exc.Air Cond | 22161 |
| 4.9L L6 4917cc 300 CID | 1987-1989 | Custom; For A/C Belt | 22161 |
| 4.9L L6 4917cc 300 CID | 1987-1989 | XL; Exc.Air Cond | 22161 |
| 4.9L L6 4917cc 300 CID | 1987-1989 | XL; For A/C Belt | 22161 |
| 4.9L L6 4917cc 300 CID | 1987-1989 | XLT Lariat; Exc.Air Cond | 22161 |
| 4.9L L6 4917cc 300 CID | 1987-1989 | XLT Lariat; For A/C Belt | 22161 |
| 4.9L L6 4917cc 300 CID | 1993-1994 | XL, XLT | 22155 |
| 5.0L V8 302 CID | 1975-1979 | | 22052 |
| 5.0L V8 4949cc 302 CID | 1976 | | 22016 |
| 5.0L V8 4949cc 302 CID | 1978 | | 22051 |
| 5.4L V8 330 CID | 1999-2009 | 4 Bolt | 22604 |
| 5.8L V8 351 CID | 1982 | XL, XLS, XLT Lariat | 22045 |
| 5.8L V8 351 CID | 1983 | Base, XL, XLS, XLT; Exc.Air Cond | 22011 |
| 5.8L V8 351 CID | 1983 | Base, XL, XLS, XLT; For A/C Belt | 22045 |
| 5.8L V8 351 CID | 1984 | XLT; Exc.Air Cond | 22011 |
| 5.8L V8 351 CID | 1984 | XLT; For A/C Belt | 22045 |
| 5.8L V8 351 CID | 1985 | XLT Lariat; Exc.Air Cond | 22011 |
| 5.8L V8 351 CID | 1985 | XLT Lariat; For A/C Belt | 22045 |
| 5.8L V8 351 CID | 1986 | Base; Exc.Air Cond | 22011 |
| 5.8L V8 351 CID | 1986 | Base; For A/C Belt | 22045 |
| 5.8L V8 351 CID | 1987 | Custom; Exc.Air Cond | 22011 |
| 5.8L V8 351 CID | 1987 | Custom; For A/C Belt | 22045 |
| 5.8L V8 351 CID | 1988 | Custom, XL, XLT Lariat; For A/C Belt | 22146 |
| 5.8L V8 351 CID | 1989 | Custom; For A/C Belt; From 03/01/1989 | 22146 |
| 5.8L V8 351 CID | 1989 | Custom; For A/C Belt; To 03/01/1989 | 22146 |
| 5.8L V8 351 CID | 1989 | XL; For A/C Belt; From 03/01/1989 | 22146 |
| 5.8L V8 351 CID | 1989 | XL; For A/C Belt; To 03/01/1989 | 22146 |
| 5.8L V8 351 CID | 1989 | XLT Lariat; For A/C Belt; From 03/01/1989 | 22146 |
| 5.8L V8 351 CID | 1989 | XLT Lariat; For A/C Belt; To 03/01/1989 | 22146 |
| 5.8L V8 351 CID | 1995 | Eddie Bauer; Exc.Air Cond | 22126 |
| 5.8L V8 351 CID | 1995 | Eddie Bauer; For A/C Belt | 22146 |
| 5.8L V8 351 CID | 1997 | Base, Lariat; Exc.Air Cond | 22126 |
| 5.8L V8 351 CID | 1997 | Base, Lariat; For A/C Belt | 22146 |
| 5.8L V8 351 CID | 1980-1981 | Ranger, Ranger Lariat, Ranger XLT | 22045 |
| 5.8L V8 351 CID | 1980-1982 | Custom | 22045 |
| 5.8L V8 351 CID | 1983-1987 | Exc.A/C | 22016 |
| 5.8L V8 351 CID | 1984-1985 | Base, XL; Exc.Air Cond | 22011 |
| 5.8L V8 351 CID | 1984-1985 | Base, XL; For A/C Belt | 22045 |
| 5.8L V8 351 CID | 1986-1987 | XL, XLT Lariat; Exc.Air Cond | 22011 |
| 5.8L V8 351 CID | 1986-1987 | XL, XLT Lariat; For A/C Belt | 22045 |
| 5.8L V8 351 CID | 1988-1992 | Custom, XLT Lariat; Exc.Air Cond | 22126 |
| 5.8L V8 351 CID | 1988-1997 | XL; Exc.Air Cond | 22126 |
| 5.8L V8 351 CID | 1990-1992 | Custom, XLT Lariat; For A/C Belt | 22146 |
| 5.8L V8 351 CID | 1990-1997 | XL; For A/C Belt | 22146 |
| 5.8L V8 351 CID | 1993-1997 | XLT; Exc.Air Cond | 22126 |
| 5.8L V8 351 CID | 1993-1997 | XLT; For A/C Belt | 22146 |
| 5.8L V8 351 CID | 1995-1996 | Special; Exc.Air Cond | 22126 |
| 5.8L V8 351 CID | 1995-1996 | Special; For A/C Belt | 22146 |
| 6.6L V8 400 CID | 1982 | XL, XLS, XLT Lariat | 22045 |
| 6.6L V8 400 CID | 1977-1979 | | 22054 |
| 6.6L V8 400 CID | 1980-1981 | Ranger, Ranger Lariat, Ranger XLT | 22045 |
| 6.6L V8 400 CID | 1980-1982 | Custom | 22045 |
| 6.9L V8 420 CID | 1983 | XLS | 22601 |
| 6.9L V8 420 CID | 1987 | Custom | 22601 |

| Engine | Years | Application | USMW |
|-------------------------|-----------|--|-------|
| FORD (CONT.) | | | |
| F-350 (CONT.) | | | |
| 6.9L V8 420 CID | 1983-1984 | XLT | 22601 |
| 6.9L V8 420 CID | 1983-1986 | Base | 22601 |
| 6.9L V8 420 CID | 1983-1987 | XL | 22601 |
| 6.9L V8 420 CID | 1985-1987 | XLT Lariat | 22601 |
| 7.3L V8 445 CID | 1992 | Custom, XL, XLT Lariat; From 02/14/1992 | 22607 |
| 7.3L V8 445 CID | 1992 | Custom, XL, XLT Lariat; To 02/14/1992 | 22601 |
| 7.3L V8 445 CID | 1993 | XL, XLT | 22607 |
| 7.3L V8 445 CID | 1994 | XL, XLT, XL, XLT | 22609 |
| 7.3L V8 445 CID | 1995 | Eddie Bauer | 22609 |
| 7.3L V8 445 CID | 1997 | Base, Lariat | 22609 |
| 7.3L V8 445 CID | 1988-1991 | Custom, XL, XLT Lariat | 22601 |
| 7.3L V8 445 CID | 1995-1996 | Special | 22609 |
| 7.3L V8 445 CID | 1995-1997 | XL, XLT | 22609 |
| 7.5L V8 460 CID | 1975-1997 | | 22052 |
| F350 (MEX) | | | |
| 5.4L V8 5409cc 330 CID | 1999 | | 22166 |
| 5.4L V8 5409cc 330 CID | 2000 | | 22168 |
| F-350 (MEX) | | | |
| 5000 V8 5.0Lcc 302 CID | 1993 | | 22126 |
| F-350 SUPER DUTY | | | |
| 5.4L V8 330 CID | 2004 | King Ranch; Exc.Air Cond | 22168 |
| 5.4L V8 330 CID | 2004 | King Ranch; For A/C Belt | 22159 |
| 5.4L V8 330 CID | 2005 | King Ranch, Lariat, XL, XLT; For A/C Belt; To 11/20/2004 | 22159 |
| 5.4L V8 330 CID | 2005 | King Ranch; Exc.Air Cond; From 11/23/2004 | 22168 |
| 5.4L V8 330 CID | 2005 | King Ranch; Exc.Air Cond; To 11/22/2004 | 22168 |
| 5.4L V8 330 CID | 2005 | King Ranch; For A/C Belt; From 11/21/2004 | 22168 |
| 5.4L V8 330 CID | 2005 | Lariat; Exc.Air Cond; From 11/23/2004 | 22168 |
| 5.4L V8 330 CID | 2005 | Lariat; Exc.Air Cond; To 11/22/2004 | 22168 |
| 5.4L V8 330 CID | 2005 | Lariat; For A/C Belt; From 11/21/2004 | 22168 |
| 5.4L V8 330 CID | 2005 | XL; Exc.Air Cond; From 11/23/2004 | 22168 |
| 5.4L V8 330 CID | 2005 | XL; Exc.Air Cond; To 11/22/2004 | 22168 |
| 5.4L V8 330 CID | 2005 | XL; For A/C Belt; From 11/21/2004 | 22168 |
| 5.4L V8 330 CID | 2005 | XLT; Exc.Air Cond; From 11/23/2004 | 22168 |
| 5.4L V8 330 CID | 2005 | XLT; Exc.Air Cond; To 11/22/2004 | 22168 |
| 5.4L V8 330 CID | 2005 | XLT; For A/C Belt; From 11/21/2004 | 22168 |
| 5.4L V8 330 CID | 1999-2004 | Lariat, XL, XLT; Exc.Air Cond | 22168 |
| 5.4L V8 330 CID | 1999-2004 | Lariat, XL, XLT; For A/C Belt | 22159 |
| 5.4L V8 330 CID | 2006-2007 | King Ranch, Lariat, XL, XLT; Exc.Air Cond | 22168 |
| 5.4L V8 330 CID | 2006-2010 | King Ranch, Lariat, XL, XLT; For A/C Belt | 22168 |
| 5.4L V8 330 CID | 2008-2009 | FX4; Exc.Air Cond | 22169 |
| 5.4L V8 330 CID | 2008-2009 | FX4; For A/C Belt | 22168 |
| 5.4L V8 330 CID | 2008-2010 | King Ranch, Lariat, XL, XLT; Exc.Air Cond | 22169 |
| 5.4L V8 330 CID | 2009-2010 | Cabela's; Exc.Air Cond | 22169 |
| 5.4L V8 330 CID | 2009-2010 | Cabela's; For A/C Belt | 22168 |
| 6.0L V8 363 CID | 2003-2007 | Lariat; Exc.Snow Plow Pkg | 22332 |
| 6.0L V8 363 CID | 2003-2007 | Lariat; Snow Plow Pkg | 22332 |
| 6.0L V8 363 CID | 2003-2007 | XL; Exc.Snow Plow Pkg | 22332 |
| 6.0L V8 363 CID | 2003-2007 | XL; Snow Plow Pkg | 22332 |
| 6.0L V8 363 CID | 2003-2007 | XLT; Exc.Snow Plow Pkg | 22332 |
| 6.0L V8 363 CID | 2003-2007 | XLT; Snow Plow Pkg | 22332 |
| 6.0L V8 363 CID | 2004-2007 | Harley-Davidson Edition; Exc.Snow Plow Pkg | 22332 |
| 6.0L V8 363 CID | 2004-2007 | Harley-Davidson Edition; Snow Plow Pkg | 22332 |
| 6.0L V8 363 CID | 2004-2007 | King Ranch; Exc.Snow Plow Pkg | 22332 |
| 6.0L V8 363 CID | 2004-2007 | King Ranch; Snow Plow Pkg | 22332 |
| 6.2L V8 6210cc 379 CID | 2011-2015 | King Ranch, Lariat, XL, XLT | 22339 |
| 6.2L V8 6210cc 379 CID | 2013-2015 | Platinum | 22339 |
| 6.4L V8 391 CID | 2008 | FX4; Exc.Snow Plow Pkg | 22329 |
| 6.4L V8 391 CID | 2008 | FX4; From 02/26/2008; Snow Plow Pkg | 22329 |
| 6.4L V8 391 CID | 2008 | FX4; Snow Plow Pkg; To 02/26/2008 | 22329 |
| 6.4L V8 391 CID | 2008 | Harley-Davidson Edition; From 02/26/2008; Snow Plow Pkg | 22329 |
| 6.4L V8 391 CID | 2008 | Harley-Davidson Edition; Snow Plow Pkg; To 02/26/2008 | 22329 |
| 6.4L V8 391 CID | 2008 | King Ranch; From 02/26/2008; Snow Plow Pkg | 22329 |
| 6.4L V8 391 CID | 2008 | King Ranch; Snow Plow Pkg; To 02/26/2008 | 22329 |

| Engine | Years | Application | USMW |
|----------------------------------|-----------|---|-------|
| 6.4L V8 391 CID | 2008 | Lariat; From 02/26/2008; Snow Plow Pkg | 22329 |
| 6.4L V8 391 CID | 2008 | Lariat; Snow Plow Pkg; To 02/26/2008 | 22329 |
| 6.4L V8 391 CID | 2008 | XL; From 02/26/2008; Snow Plow Pkg | 22329 |
| 6.4L V8 391 CID | 2008 | XL; Snow Plow Pkg; To 02/26/2008 | 22329 |
| 6.4L V8 391 CID | 2008 | XLT; From 02/26/2008; Snow Plow Pkg | 22329 |
| 6.4L V8 391 CID | 2008 | XLT; Snow Plow Pkg; To 02/26/2008 | 22329 |
| 6.4L V8 391 CID | 2009 | Cabela's, FX4, Harley-Davidson Edition, King Ranch, Lariat, XL, XLT | 22329 |
| 6.4L V8 391 CID | 2010 | Cabela's; Exc.Snow Plow Pkg | 22329 |
| 6.4L V8 391 CID | 2010 | Cabela's; Snow Plow Pkg | 22329 |
| 6.4L V8 391 CID | 2010 | Harley-Davidson Edition; Snow Plow Pkg | 22329 |
| 6.4L V8 391 CID | 2010 | King Ranch; Snow Plow Pkg | 22329 |
| 6.4L V8 391 CID | 2010 | Lariat; Snow Plow Pkg | 22329 |
| 6.4L V8 391 CID | 2010 | XL; Snow Plow Pkg | 22329 |
| 6.4L V8 391 CID | 2010 | XLT; Snow Plow Pkg | 22329 |
| 6.4L V8 391 CID | 2008-2010 | Harley-Davidson Edition; Exc.Snow Plow Pkg | 22329 |
| 6.4L V8 391 CID | 2008-2010 | King Ranch; Exc.Snow Plow Pkg | 22329 |
| 6.4L V8 391 CID | 2008-2010 | Lariat; Exc.Snow Plow Pkg | 22329 |
| 6.4L V8 391 CID | 2008-2010 | XL; Exc.Snow Plow Pkg | 22329 |
| 6.4L V8 391 CID | 2008-2010 | XLT; Exc.Snow Plow Pkg | 22329 |
| 6.7L V8 6651cc 406 CID | 2015 | Cab & Chassis; Lariat, Cab & Chassis; XL, Cab & Chassis; XLT; To 11/12/2014 | 22340 |
| 6.7L V8 6651cc 406 CID | 2011-2014 | King Ranch, Lariat, XL, XLT | 22340 |
| 6.7L V8 6651cc 406 CID | 2013-2014 | Platinum | 22340 |
| 6.8L V10 415 CID | 2004 | Harley-Davidson Edition, King Ranch; Exc.Air Cond | 22610 |
| 6.8L V10 415 CID | 2005 | Harley-Davidson Edition; Exc.Air Cond; From 11/20/2004 | 22610 |
| 6.8L V10 415 CID | 2005 | Harley-Davidson Edition; Exc.Air Cond; To 11/19/2004 | 22610 |
| 6.8L V10 415 CID | 2005 | King Ranch; Exc.Air Cond; From 11/20/2004 | 22610 |
| 6.8L V10 415 CID | 2005 | King Ranch; Exc.Air Cond; To 11/19/2004 | 22610 |
| 6.8L V10 415 CID | 2005 | Lariat; Exc.Air Cond; From 11/20/2004 | 22610 |
| 6.8L V10 415 CID | 2005 | Lariat; Exc.Air Cond; To 11/19/2004 | 22610 |
| 6.8L V10 415 CID | 2005 | XL; Exc.Air Cond; From 11/20/2004 | 22610 |
| 6.8L V10 415 CID | 2005 | XL; Exc.Air Cond; To 11/19/2004 | 22610 |
| 6.8L V10 415 CID | 2005 | XLT; Exc.Air Cond; From 11/20/2004 | 22610 |
| 6.8L V10 415 CID | 2005 | XLT; Exc.Air Cond; To 11/19/2004 | 22610 |
| 6.8L V10 415 CID | 1999-2004 | Lariat, XL, XLT; Exc.Air Cond | 22610 |
| 6.8L V10 415 CID | 1999-2007 | Lariat, XL, XLT; For A/C Belt | 22610 |
| 6.8L V10 415 CID | 2004-2005 | Harley-Davidson Edition; For A/C Belt | 22610 |
| 6.8L V10 415 CID | 2004-2007 | King Ranch; For A/C Belt | 22610 |
| 6.8L V10 415 CID | 2006-2007 | King Ranch, Lariat, XL, XLT; Exc.Air Cond | 22610 |
| 6.8L V10 415 CID | 2008-2009 | FX4; Exc.Air Cond | 22634 |
| 6.8L V10 415 CID | 2008-2009 | FX4; For A/C Belt | 22634 |
| 6.8L V10 415 CID | 2008-2009 | Harley-Davidson Edition; Exc.Air Cond | 22634 |
| 6.8L V10 415 CID | 2008-2009 | Harley-Davidson Edition; For A/C Belt | 22634 |
| 6.8L V10 415 CID | 2008-2010 | King Ranch; Exc.Air Cond | 22634 |
| 6.8L V10 415 CID | 2008-2010 | King Ranch; For A/C Belt | 22634 |
| 6.8L V10 415 CID | 2008-2010 | Lariat; Exc.Air Cond | 22634 |
| 6.8L V10 415 CID | 2008-2010 | Lariat; For A/C Belt | 22634 |
| 6.8L V10 415 CID | 2008-2010 | XL; Exc.Air Cond | 22634 |
| 6.8L V10 415 CID | 2008-2010 | XL; For A/C Belt | 22634 |
| 6.8L V10 415 CID | 2008-2010 | XLT; Exc.Air Cond | 22634 |
| 6.8L V10 415 CID | 2008-2010 | XLT; For A/C Belt | 22634 |
| 6.8L V10 415 CID | 2009-2010 | Cabela's; Exc.Air Cond | 22634 |
| 6.8L V10 415 CID | 2009-2010 | Cabela's; For A/C Belt | 22634 |
| 7.3L V8 445 CID | 1999-2003 | Lariat, XL, XLT | 22611 |
| F-350 SUPER DUTY XL (MEX) | | | |
| 6200 V8 6.2Lcc 378 CID | 2015 | | 22339 |
| F-350 XL (MEX) | | | |
| 6.2L V8 6200cc CID | 2011-2014 | | 22339 |
| F-350 XLT (MEX) | | | |
| 6.2L V8 6200cc CID | 2011-2014 | | 22339 |
| F-450 (MEX) | | | |
| 6.7L V8 6700cc CID | 2013-2014 | | 22340 |
| F450 SUPER DUTY | | | |
| 7.3L V8 7277cc 444 CID | 1993 | | 22607 |
| F-450 SUPER DUTY | | | |
| 6.0L V8 363 CID | 2003-2007 | Lariat; Exc.Snow Plow Pkg | 22332 |



FAN CLUTCH APPLICATION GUIDE

USMW
Professional Series

| Engine | Years | Application | USMW |
|---------------------------------|-----------|--|-------|
| FORD (CONT.) | | | |
| F-450 SUPER DUTY (CONT.) | | | |
| 6.0L V8 363 CID | 2003-2007 | Lariat; Snow Plow Pkg | 22332 |
| 6.0L V8 363 CID | 2003-2007 | XL; Exc.Snow Plow Pkg | 22332 |
| 6.0L V8 363 CID | 2003-2007 | XL; Snow Plow Pkg | 22332 |
| 6.0L V8 363 CID | 2003-2007 | XLT; Exc.Snow Plow Pkg | 22332 |
| 6.0L V8 363 CID | 2003-2007 | XLT; Snow Plow Pkg | 22332 |
| 6.4L V8 391 CID | 2008 | Lariat; From 02/26/2008; Snow Plow Pkg | 22329 |
| 6.4L V8 391 CID | 2008 | Lariat; Snow Plow Pkg; To 02/26/2008 | 22329 |
| 6.4L V8 391 CID | 2008 | XL; From 02/26/2008; Snow Plow Pkg | 22329 |
| 6.4L V8 391 CID | 2008 | XL; Snow Plow Pkg; To 02/26/2008 | 22329 |
| 6.4L V8 391 CID | 2008 | XLT; From 02/26/2008; Snow Plow Pkg | 22329 |
| 6.4L V8 391 CID | 2008 | XLT; Snow Plow Pkg; To 02/26/2008 | 22329 |
| 6.4L V8 391 CID | 2009 | Harley-Davidson Edition, King Ranch, Lariat, XL, XLT | 22329 |
| 6.4L V8 391 CID | 2010 | Harley-Davidson Edition; Exc.Snow Plow Pkg | 22329 |
| 6.4L V8 391 CID | 2010 | Harley-Davidson Edition; Snow Plow Pkg | 22329 |
| 6.4L V8 391 CID | 2010 | Lariat; Snow Plow Pkg | 22329 |
| 6.4L V8 391 CID | 2010 | XL; Snow Plow Pkg | 22329 |
| 6.4L V8 391 CID | 2010 | XLT; Snow Plow Pkg | 22329 |
| 6.4L V8 391 CID | 2008-2010 | King Ranch; Exc.Snow Plow Pkg | 22329 |
| 6.4L V8 391 CID | 2008-2010 | King Ranch; Snow Plow Pkg | 22329 |
| 6.4L V8 391 CID | 2008-2010 | Lariat; Exc.Snow Plow Pkg | 22329 |
| 6.4L V8 391 CID | 2008-2010 | XL; Exc.Snow Plow Pkg | 22329 |
| 6.4L V8 391 CID | 2008-2010 | XLT; Exc.Snow Plow Pkg | 22329 |
| 6.7L V8 6651cc 406 CID | 2015 | Cab & Chassis - Crew Cab; Lariat, Cab & Chassis - Long Conventional; Lariat; To 11/12/2014 | 22340 |
| 6.7L V8 6651cc 406 CID | 2011-2014 | King Ranch, Lariat, XL, XLT | 22340 |
| 6.7L V8 6651cc 406 CID | 2013-2014 | Platinum | 22340 |
| 6.8L V10 415 CID | 2005 | Lariat; Exc.Air Cond; From 11/20/2004 | 22610 |
| 6.8L V10 415 CID | 2005 | Lariat; Exc.Air Cond; To 11/19/2004 | 22610 |
| 6.8L V10 415 CID | 2005 | XL; Exc.Air Cond; From 11/20/2004 | 22610 |
| 6.8L V10 415 CID | 2005 | XL; Exc.Air Cond; To 11/19/2004 | 22610 |
| 6.8L V10 415 CID | 2005 | XLT; Exc.Air Cond; From 11/20/2004 | 22610 |
| 6.8L V10 415 CID | 2005 | XLT; Exc.Air Cond; To 11/19/2004 | 22610 |
| 6.8L V10 415 CID | 2008 | King Ranch; Exc.Air Cond | 22634 |
| 6.8L V10 415 CID | 2008 | King Ranch; For A/C Belt | 22634 |
| 6.8L V10 415 CID | 1999-2004 | Lariat, XLT; Exc.Air Cond | 22610 |
| 6.8L V10 415 CID | 1999-2004 | XL; Exc.Air Cond | 22610 |
| 6.8L V10 415 CID | 1999-2007 | Lariat, XLT; For A/C Belt | 22610 |
| 6.8L V10 415 CID | 1999-2007 | XL; For A/C Belt | 22610 |
| 6.8L V10 415 CID | 2006-2007 | Lariat, XL, XLT; Exc.Air Cond | 22610 |
| 6.8L V10 415 CID | 2008-2010 | Lariat; Exc.Air Cond | 22634 |
| 6.8L V10 415 CID | 2008-2010 | Lariat; For A/C Belt | 22634 |
| 6.8L V10 415 CID | 2008-2015 | XL; Exc.Air Cond | 22634 |
| 6.8L V10 415 CID | 2008-2015 | XL; For A/C Belt | 22634 |
| 6.8L V10 415 CID | 2008-2015 | XLT; Exc.Air Cond | 22634 |
| 6.8L V10 415 CID | 2008-2015 | XLT; For A/C Belt | 22634 |
| 7.3L V8 445 CID | 1999-2003 | Lariat, XL, XLT | 22611 |
| F500 | | | |
| 5.9L V8 5900cc 360 CID | 1975-1976 | | 22011 |
| 6.4L V8 6392cc 390 CID | 1975-1976 | | 22011 |
| F53 | | | |
| 6.8L V10 415 CID | 1999-2003 | Base | 22610 |
| 6.8L V10 415 CID | 2004-2015 | Base | 22634 |
| 7.5L V8 460 CID | 1992 | Custom; Exc.Air Cond; From 03/12/1992 | 22052 |
| 7.5L V8 460 CID | 1992 | Custom; Exc.Air Cond; To 03/12/1992 | 22052 |
| 7.5L V8 460 CID | 1992 | Custom; For A/C Belt; From 03/12/1992 | 22052 |
| 7.5L V8 460 CID | 1992 | Custom; For A/C Belt; To 03/12/1992 | 22052 |
| 7.5L V8 460 CID | 1997 | Base; Exc.Air Cond | 22052 |
| 7.5L V8 460 CID | 1997 | Base; For A/C Belt | 22052 |
| 7.5L V8 460 CID | 1988-1991 | Custom; Exc.Air Cond | 22052 |
| 7.5L V8 460 CID | 1988-1991 | Custom; For A/C Belt | 22052 |
| 7.5L V8 460 CID | 1988-1997 | XL; Exc.Air Cond | 22052 |
| 7.5L V8 460 CID | 1988-1997 | XL; For A/C Belt | 22052 |
| F-550 (MEX) | | | |
| 6.7L V8 6700cc CID | 2013-2014 | | 22340 |

| Engine | Years | Application | USMW |
|-------------------------|-----------|--|-------|
| F-550 SUPER DUTY | | | |
| 6.0L V8 363 CID | 2003-2007 | Lariat; Exc.Snow Plow Pkg | 22332 |
| 6.0L V8 363 CID | 2003-2007 | Lariat; Snow Plow Pkg | 22332 |
| 6.0L V8 363 CID | 2003-2007 | XL; Exc.Snow Plow Pkg | 22332 |
| 6.0L V8 363 CID | 2003-2007 | XL; Snow Plow Pkg | 22332 |
| 6.0L V8 363 CID | 2003-2007 | XLT; Exc.Snow Plow Pkg | 22332 |
| 6.0L V8 363 CID | 2003-2007 | XLT; Snow Plow Pkg | 22332 |
| 6.4L V8 391 CID | 2008-2010 | Lariat; Exc.Snow Plow Pkg | 22329 |
| 6.4L V8 391 CID | 2008-2010 | Lariat; Snow Plow Pkg | 22329 |
| 6.4L V8 391 CID | 2008-2010 | XL; Exc.Snow Plow Pkg | 22329 |
| 6.4L V8 391 CID | 2008-2010 | XL; Snow Plow Pkg | 22329 |
| 6.4L V8 391 CID | 2008-2010 | XLT; Exc.Snow Plow Pkg | 22329 |
| 6.4L V8 391 CID | 2008-2010 | XLT; Snow Plow Pkg | 22329 |
| 6.7L V8 6651cc 406 CID | 2015 | Cab & Chassis - Crew Cab; Lariat, Cab & Chassis - Crew Cab; XL, Cab & Chassis - Crew Cab; XLT, Cab & Chassis - Long Conventional; Lariat, Cab & Chassis - Long Conventional; XL, Cab & Chassis - Long Conventional; XLT; To 11/12/2014 | 22340 |
| 6.7L V8 6651cc 406 CID | 2011-2014 | Lariat, XL, XLT | 22340 |
| 6.8L V10 415 CID | 2005 | Lariat; Exc.Air Cond; From 11/20/2004 | 22610 |
| 6.8L V10 415 CID | 2005 | Lariat; Exc.Air Cond; To 11/19/2004 | 22610 |
| 6.8L V10 415 CID | 2005 | XL; Exc.Air Cond; From 11/20/2004 | 22610 |
| 6.8L V10 415 CID | 2005 | XL; Exc.Air Cond; To 11/19/2004 | 22610 |
| 6.8L V10 415 CID | 2005 | XLT; Exc.Air Cond; From 11/20/2004 | 22610 |
| 6.8L V10 415 CID | 2005 | XLT; Exc.Air Cond; To 11/19/2004 | 22610 |
| 6.8L V10 415 CID | 1999-2007 | Lariat, XL, XLT; Exc.Air Cond | 22610 |
| 6.8L V10 415 CID | 1999-2007 | Lariat, XL, XLT; For A/C Belt | 22610 |
| 6.8L V10 415 CID | 2008-2010 | Lariat; Exc.Air Cond | 22634 |
| 6.8L V10 415 CID | 2008-2010 | Lariat; For A/C Belt | 22634 |
| 6.8L V10 415 CID | 2008-2015 | XL; Exc.Air Cond | 22634 |
| 6.8L V10 415 CID | 2008-2015 | XL; For A/C Belt | 22634 |
| 6.8L V10 415 CID | 2008-2015 | XLT; Exc.Air Cond | 22634 |
| 6.8L V10 415 CID | 2008-2015 | XLT; For A/C Belt | 22634 |
| 7.3L V8 445 CID | 1999-2003 | Lariat, XL, XLT | 22611 |
| F59 | | | |
| 7.3L V8 445 CID | 1992 | Custom; From 02/14/1992 | 22607 |
| 7.3L V8 445 CID | 1992 | Custom; To 02/14/1992 | 22601 |
| 7.3L V8 445 CID | 1993 | XL | 22607 |
| 7.3L V8 445 CID | 1994 | XL, XL | 22609 |
| 7.3L V8 445 CID | 1988-1989 | XL | 22601 |
| 7.3L V8 445 CID | 1988-1991 | Custom | 22601 |
| F600 | | | |
| 5.9L L6 359 CID | 1993-1994 | | 22623 |
| 6.1L V8 370 CID | 1983-1991 | | 22623 |
| 6.1L V8 6066cc 370 CID | 1980-1982 | | 22604 |
| 6.6L L6 401 CID | 1986-1993 | | 22623 |
| 7.0L V8 429 CID | 1983-1994 | | 22623 |
| 7.0L V8 7033cc 429 CID | 1980-1982 | | 22604 |
| 7.8L L6 473 CID | 1987-1989 | | 22623 |
| 8.2L V8 501 CID | 1983-1987 | | 22623 |
| 8.2L V8 8213cc 501 CID | 1980-1982 | | 22604 |
| F700 | | | |
| 10.4L V8 636 CID | 1983-1989 | | 22623 |
| 6.1L V8 370 CID | 1983-1989 | | 22623 |
| 6.1L V8 6066cc 370 CID | 1980-1991 | | 22604 |
| 6.6L L6 401 CID | 1986-1989 | | 22623 |
| 7.0L V8 429 CID | 1983-1998 | | 22623 |
| 7.0L V8 7033cc 429 CID | 1980-1982 | | 22604 |
| 7.8L L6 473 CID | 1987-1989 | | 22623 |
| 8.2L V8 501 CID | 1983-1987 | | 22623 |
| 8.2L V8 8213cc 501 CID | 1980-1982 | | 22604 |
| F800 | | | |
| 6.1L V8 6066cc 370 CID | 1980-1991 | | 22604 |
| 7.0L V8 7033cc 429 CID | 1980-1998 | | 22604 |
| 8.2L V8 8213cc 501 CID | 1980-1987 | | 22604 |

| Engine | Years | Application | USMW |
|------------------------|-----------|--|-------|
| FORD (CONT.) | | | |
| FAIRLANE | | | |
| 2.8L L6 2786cc 170 CID | 1962 | | 22011 |
| 3.3L L6 3277cc 200 CID | 1968 | | 22011 |
| 3.3L L6 3278cc 200 CID | 1968 | | 22011 |
| 4.1L L6 4097cc 250 CID | 1969-1970 | | 22011 |
| 4.1L L6 4098cc 250 CID | 1969-1970 | | 22011 |
| 4.7L V8 289 CID | 1963-1967 | | 22011 |
| 4.7L V8 4727cc 289 CID | 1963-1968 | | 22011 |
| 5.0L V8 4949cc 302 CID | 1968-1970 | | 22011 |
| 5.8L V8 352 CID | 1961-1966 | | 22011 |
| 5.8L V8 5752cc 351 CID | 1969-1970 | | 22011 |
| 5.8L V8 5753cc 351 CID | 1969-1970 | | 22011 |
| 5.8L V8 5769cc 352 CID | 1961-1966 | | 22011 |
| 6.4L V8 390 CID | 1961-1967 | | 22011 |
| 6.4L V8 6391cc 390 CID | 1961-1970 | | 22011 |
| 7.0L V8 6997cc 427 CID | 1968 | | 22011 |
| FAIRMONT | | | |
| 3.3L L6 200 CID | 1978 | Futura | 22038 |
| 3.3L L6 200 CID | 1982 | Base, Futura; Incl. Taxi & Trailer Tow | 22038 |
| 3.3L L6 200 CID | 1978-1979 | | 22038 |
| 3.3L L6 200 CID | 1980-1982 | Base | 22012 |
| 3.3L L6 200 CID | 1980-1983 | Futura | 22012 |
| 3.3L L6 200 CID | 1981-1983 | S | 22012 |
| 4.2L V8 255 CID | 1981 | S | 22011 |
| 4.2L V8 255 CID | 1980-1982 | Base, Futura | 22011 |
| 5.0L V8 4949cc 302 CID | 1978-1987 | Base | 21011 |
| 5.0L V8 4949cc 302 CID | 1978-1987 | Base | 22011 |
| 5.0L V8 4949cc 302 CID | 1979-1987 | | 21011 |
| 5.0L V8 4949cc 302 CID | 1979-1987 | | 22011 |
| FALCON | | | |
| 2.4L L6 2360cc 144 CID | 1961-1962 | | 22011 |
| 2.4L L6 2360cc 144 CID | 1963-1964 | Base, Futura | 22011 |
| 2.8L L6 170 CID | 1965-1967 | | 22011 |
| 2.8L L6 2786cc 170 CID | 1961-1969 | | 22011 |
| 2.8L L6 2788cc 170 CID | 1962 | | 22011 |
| 3.3L L6 200 CID | 1965-1967 | | 22011 |
| 3.3L L6 3277cc 200 CID | 1964-1970 | | 22011 |
| 3.3L L6 3278cc 200 CID | 1968-1970 | | 22011 |
| 3.6L V8 3622cc 221 CID | 1963 | Base | 22011 |
| 4.1L L6 4097cc 250 CID | 1970 | | 22011 |
| 4.1L L6 4098cc 250 CID | 1970 | | 22011 |
| 4.3L V8 4261cc 260 CID | 1963-1964 | | 22011 |
| 4.7L V8 289 CID | 1965-1967 | | 22011 |
| 4.7L V8 4727cc 289 CID | 1964-1968 | | 22011 |
| 4.7L V8 4737cc 289 CID | 1965 | | 22011 |
| 5.0L V8 4949cc 302 CID | 1968-1970 | | 22011 |
| 5.8L V8 5752cc 351 CID | 1969-1970 | | 22011 |
| 5.8L V8 5753cc 351 CID | 1970 | | 22011 |
| 7.0L V8 7030cc 429 CID | 1970 | | 22011 |
| FALCON RANCHERO | | | |
| 2.4L L6 2360cc 144 CID | 1961 | | 22011 |
| 2.8L L6 2788cc 170 CID | 1961 | | 22011 |
| FT800 | | | |
| 6.1L V8 370 CID | 1983-1990 | | 22623 |
| FUTURA | | | |
| 5.0L V8 4949cc 302 CID | 1978 | Futura | 21011 |
| 5.0L V8 4949cc 302 CID | 1978 | Futura | 22011 |
| GALAXIE | | | |
| 4.7L V8 4727cc 289 CID | 1963-1967 | | 22011 |
| 5.8L V8 5769cc 352 CID | 1961-1967 | | 22011 |
| 6.4L V8 6391cc 390 CID | 1961-1967 | | 22011 |
| 6.6L V8 6654cc 406 CID | 1962-1963 | | 22011 |
| GALAXIE (MEX) | | | |
| 5.8L V8 5800cc 351 CID | 1975-1976 | | 21016 |
| 5.8L V8 5800cc 351 CID | 1975-1976 | | 22011 |
| 5.8L V8 5800cc 351 CID | 1975-1976 | | 22016 |

| Engine | Years | Application | USMW |
|-----------------------------------|-----------|--|-------|
| GALAXIE 500 | | | |
| 7.0L V8 6999cc 427 CID | 1964 | | 22011 |
| 7.5L V8 460 CID | 1973-1974 | | 22038 |
| 7.5L V8 7539cc 460 CID | 1973-1974 | | 22038 |
| GRAN TORINO | | | |
| 7.5L V8 460 CID | 1974-1975 | Elite, Sport | 22038 |
| 7.5L V8 460 CID | 1974-1976 | Base, Brougham, Squire | 22038 |
| 7.5L V8 7539cc 460 CID | 1974 | Base, Brougham, Elite, Sport, Squire | 22038 |
| GRANADA | | | |
| 3.3L L6 200 CID | 1975-1977 | | 22011 |
| 3.3L L6 200 CID | 1981-1982 | GL; Exc.Air Cond | 22012 |
| 3.3L L6 200 CID | 1981-1982 | GL; For A/C Belt | 22012 |
| 3.3L L6 200 CID | 1981-1982 | GLX; Exc.Air Cond | 22012 |
| 3.3L L6 200 CID | 1981-1982 | GLX; For A/C Belt | 22012 |
| 3.3L L6 200 CID | 1981-1982 | L; Exc.Air Cond | 22012 |
| 3.3L L6 200 CID | 1981-1982 | L; For A/C Belt | 22012 |
| 3.8L V6 232 CID | 1982 | GL; Exc.Air Cond | 22126 |
| 3.8L V6 232 CID | 1982 | GL; For A/C Belt | 22126 |
| 3.8L V6 232 CID | 1982 | GLX; Exc.Air Cond | 22126 |
| 3.8L V6 232 CID | 1982 | GLX; For A/C Belt | 22126 |
| 3.8L V6 232 CID | 1982 | L; Exc.Air Cond | 22126 |
| 3.8L V6 232 CID | 1982 | L; For A/C Belt | 22126 |
| 4.1L L6 250 CID | 1975-1979 | | 22011 |
| 4.2L V8 255 CID | 1980 | Base, ESS, Ghia | 22011 |
| 4.2L V8 255 CID | 1981 | GL, GLX, L | 22011 |
| 5.0L V8 302 CID | 1980 | Base, ESS, Ghia | 22011 |
| 5.0L V8 302 CID | 1975-1979 | | 22011 |
| 5.8L V8 351 CID | 1975-1977 | | 22011 |
| GRAND MARQUIS (MEX) | | | |
| 4.6L V8 4608cc 281 CID | 1993-2004 | | 22169 |
| 5.0L V8 5000cc 302 CID | 1991-1992 | | 22169 |
| LOBO | | | |
| 5.4L V8 330 CID | 2001-2008 | 4 Bolt | 22604 |
| LOBO (MEX) | | | |
| 4.6L V8 4608cc 281 CID | 1997-2009 | | 22620 |
| 4.6L V8 4608cc 281 CID | 1998-2007 | | 22168 |
| 5.4L V8 5409cc 330 CID | 1999-2008 | | 22168 |
| 5.4L V8 5409cc 330 CID | 2001-2009 | | 22620 |
| LOBO HARLEY DAVIDSON (MEX) | | | |
| 6.2L V8 6200cc CID | 2011-2009 | | 22339 |
| LOBO LARIAT (MEX) | | | |
| 5.4L V8 5409cc 330 CID | 2010-2009 | | 22334 |
| LOBO LIMITED (MEX) | | | |
| 6.2L V8 6200cc CID | 2011-2009 | | 22339 |
| LOBO SVT RAPTOR (MEX) | | | |
| 6.2L V8 6200cc CID | 2011-2014 | | 22339 |
| LOBO XLT (MEX) | | | |
| 5.4L V8 5409cc 330 CID | 2010-2014 | | 22168 |
| LTD | | | |
| 3.3L L6 200 CID | 1983 | Base; Exc.Air Cond | 22012 |
| 3.3L L6 200 CID | 1983 | Base; For A/C Belt | 22012 |
| 3.3L L6 200 CID | 1983 | Brougham; Exc.Air Cond | 22012 |
| 3.3L L6 200 CID | 1983 | Brougham; For A/C Belt | 22012 |
| 3.8L V6 232 CID | 1983-1986 | Base; Exc.Air Cond | 22126 |
| 3.8L V6 232 CID | 1983-1986 | Base; For A/C Belt | 22126 |
| 3.8L V6 232 CID | 1983-1986 | Brougham; Exc.Air Cond | 22126 |
| 3.8L V6 232 CID | 1983-1986 | Brougham; For A/C Belt | 22126 |
| 4.2L V8 255 CID | 1981-1982 | Base, Crown Victoria, S | 22011 |
| 4.7L V8 4727cc 289 CID | 1965-1968 | | 22011 |
| 5.0L V8 302 CID | 1984 | Base; Exc.Air Cond; From 02/1984 | 22146 |
| 5.0L V8 302 CID | 1984 | Base; Exc.Air Cond; To 02/1984 | 22126 |
| 5.0L V8 302 CID | 1984 | Base; For A/C Belt; From 02/1984 | 22146 |
| 5.0L V8 302 CID | 1984 | Base; For A/C Belt; To 02/1984 | 22126 |
| 5.0L V8 302 CID | 1984 | Brougham; Exc.Air Cond; From 02/1984 | 22146 |
| 5.0L V8 302 CID | 1984 | Brougham; Exc.Air Cond; To 02/1984 | 22126 |
| 5.0L V8 302 CID | 1984 | Brougham; For A/C Belt; From 02/1984 | 22146 |
| 5.0L V8 302 CID | 1984 | Brougham; For A/C Belt; To 02/1984 | 22126 |
| 5.0L V8 302 CID | 1984 | Country Squire; Exc.Air Cond; From 02/1984 | 22146 |

| Engine | Years | Application | USMW |
|------------------------|-----------|---|-------|
| FORD (CONT.) | | | |
| LTD (CONT.) | | | |
| 5.0L V8 302 CID | 1984 | Country Squire; Exc.Air Cond; To 02/1984 | 22126 |
| 5.0L V8 302 CID | 1984 | Country Squire; For A/C Belt; From 02/1984 | 22146 |
| 5.0L V8 302 CID | 1984 | Country Squire; For A/C Belt; To 02/1984 | 22126 |
| 5.0L V8 302 CID | 1984 | Crown Victoria; Exc.Air Cond; From 02/1984 | 22146 |
| 5.0L V8 302 CID | 1984 | Crown Victoria; Exc.Air Cond; To 02/1984 | 22126 |
| 5.0L V8 302 CID | 1984 | Crown Victoria; For A/C Belt; From 02/1984 | 22146 |
| 5.0L V8 302 CID | 1984 | Crown Victoria; For A/C Belt; To 02/1984 | 22126 |
| 5.0L V8 302 CID | 1985 | Base; Exc.Air Cond; Exc.Police | 22126 |
| 5.0L V8 302 CID | 1985 | Base; Exc.Air Cond; Police | 22146 |
| 5.0L V8 302 CID | 1985 | Base; Exc.Police; For A/C Belt | 22126 |
| 5.0L V8 302 CID | 1985 | Base; For A/C Belt; Police | 22146 |
| 5.0L V8 302 CID | 1985 | Brougham; Exc.Air Cond; Exc.Police | 22146 |
| 5.0L V8 302 CID | 1985 | Brougham; Exc.Air Cond; Police | 22126 |
| 5.0L V8 302 CID | 1985 | Brougham; Exc.Police; For A/C Belt | 22146 |
| 5.0L V8 302 CID | 1985 | Brougham; For A/C Belt; Police | 22126 |
| 5.0L V8 302 CID | 1985 | LX Brougham; Exc.Air Cond; Exc.Police | 22126 |
| 5.0L V8 302 CID | 1985 | LX Brougham; Exc.Air Cond; Police | 22146 |
| 5.0L V8 302 CID | 1985 | LX Brougham; Exc.Police; For A/C Belt | 22126 |
| 5.0L V8 302 CID | 1985 | LX Brougham; For A/C Belt; Police | 22146 |
| 5.0L V8 302 CID | 1986 | Country Squire LX; Exc.Towing Pkg; Police | 22011 |
| 5.0L V8 302 CID | 1986 | Country Squire LX; Police; Towing Pkg | 22011 |
| 5.0L V8 302 CID | 1986 | Crown Victoria LX; Exc.Towing Pkg; Police | 22011 |
| 5.0L V8 302 CID | 1986 | Crown Victoria LX; Police; Towing Pkg | 22011 |
| 5.0L V8 302 CID | 1970-1979 | | 22011 |
| 5.0L V8 302 CID | 1980-1982 | Base, S | 22011 |
| 5.0L V8 302 CID | 1980-1983 | Country Squire, Crown Victoria | 22011 |
| 5.0L V8 302 CID | 1985-1986 | Country Squire; Exc.Towing Pkg; Police | 22011 |
| 5.0L V8 302 CID | 1985-1986 | Country Squire; Police; Towing Pkg | 22011 |
| 5.0L V8 302 CID | 1985-1986 | Crown Victoria; Exc.Towing Pkg; Police | 22011 |
| 5.0L V8 302 CID | 1985-1986 | Crown Victoria; Police; Towing Pkg | 22011 |
| 5.0L V8 4949cc 302 CID | 1968-1974 | | 22011 |
| 5.8L V8 351 CID | 1986 | Country Squire LX; Exc.Police; Exc.Towing Pkg | 22011 |
| 5.8L V8 351 CID | 1986 | Country Squire LX; Exc.Police; Towing Pkg | 22011 |
| 5.8L V8 351 CID | 1986 | Country Squire LX; Police | 22011 |
| 5.8L V8 351 CID | 1986 | Crown Victoria LX; Exc.Police; Exc.Towing Pkg | 22011 |
| 5.8L V8 351 CID | 1986 | Crown Victoria LX; Exc.Police; Towing Pkg | 22011 |
| 5.8L V8 351 CID | 1986 | Crown Victoria LX; Police | 22011 |
| 5.8L V8 351 CID | 1970-1979 | | 22011 |
| 5.8L V8 351 CID | 1980-1982 | Base; Exc.Towing Pkg | 22011 |
| 5.8L V8 351 CID | 1980-1982 | Base; Towing Pkg | 22011 |
| 5.8L V8 351 CID | 1980-1982 | S; Exc.Towing Pkg | 22011 |
| 5.8L V8 351 CID | 1980-1982 | S; Towing Pkg | 22011 |
| 5.8L V8 351 CID | 1980-1984 | Country Squire; Exc.Towing Pkg | 22011 |
| 5.8L V8 351 CID | 1980-1984 | Country Squire; Towing Pkg | 22011 |
| 5.8L V8 351 CID | 1980-1984 | Crown Victoria; Exc.Towing Pkg; Police | 22011 |
| 5.8L V8 351 CID | 1980-1984 | Crown Victoria; Police; Towing Pkg | 22011 |
| 5.8L V8 351 CID | 1983-1984 | Crown Victoria; Exc.Towing Pkg | 22011 |
| 5.8L V8 351 CID | 1983-1984 | Crown Victoria; Towing Pkg | 22011 |
| 5.8L V8 351 CID | 1985-1986 | Country Squire; Exc.Police; Exc.Towing Pkg | 22011 |
| 5.8L V8 351 CID | 1985-1986 | Country Squire; Exc.Police; Towing Pkg | 22011 |
| 5.8L V8 351 CID | 1985-1986 | Country Squire; Police | 22011 |
| 5.8L V8 351 CID | 1985-1986 | Crown Victoria; Exc.Police; Exc.Towing Pkg | 22011 |
| 5.8L V8 351 CID | 1985-1986 | Crown Victoria; Exc.Police; Towing Pkg | 22011 |
| 5.8L V8 351 CID | 1985-1986 | Crown Victoria; Police | 22011 |
| 5.8L V8 5752cc 351 CID | 1978 | | 22016 |
| 5.8L V8 5752cc 351 CID | 1969-1974 | | 22011 |
| 5.8L V8 5753cc 351 CID | 1969-1974 | | 22011 |
| 5.8L V8 5753cc 351 CID | 1975-1977 | | 22016 |
| 5.8L V8 5769cc 352 CID | 1965-1967 | | 22011 |
| 6.4L V8 390 CID | 1970 | | 22011 |
| 6.4L V8 6391cc 390 CID | 1965-1971 | | 22011 |
| 6.4L V8 6392cc 390 CID | 1967 | | 22011 |
| 6.6L V8 400 CID | 1975-1978 | | 22011 |
| 6.6L V8 6555cc 400 CID | 1971-1974 | | 22011 |
| 6.6L V8 6556cc 400 CID | 1971-1974 | | 22011 |
| 7.5L V8 460 CID | 1975-1978 | | 22012 |
| 7.5L V8 7539cc 460 CID | 1972-1974 | | 22012 |

| Engine | Years | Application | USMW |
|---------------------------|-----------|--|-------|
| LTD CROWN VICTORIA | | | |
| 5.0L V8 302 CID | 1987-1989 | Base; Exc.Air Cond | 22011 |
| 5.0L V8 302 CID | 1987-1989 | Base; Exc.Police; Exc.Towing Pkg; For A/C Belt | 22011 |
| 5.0L V8 302 CID | 1987-1989 | Base; For A/C Belt; Police; Towing Pkg | 22011 |
| 5.0L V8 302 CID | 1987-1989 | LX; Exc.Air Cond | 22011 |
| 5.0L V8 302 CID | 1987-1989 | LX; Exc.Police; Exc.Towing Pkg; For A/C Belt | 22011 |
| 5.0L V8 302 CID | 1987-1989 | LX; For A/C Belt; Police; Towing Pkg | 22011 |
| 5.0L V8 302 CID | 1987-1989 | S; Exc.Air Cond | 22011 |
| 5.0L V8 302 CID | 1987-1989 | S; Exc.Police; Exc.Towing Pkg; For A/C Belt | 22011 |
| 5.0L V8 302 CID | 1987-1989 | S; For A/C Belt; Police; Towing Pkg | 22011 |
| 5.0L V8 302 CID | 1990-1991 | Base; Exc.Police; Exc.Towing Pkg | 22011 |
| 5.0L V8 302 CID | 1990-1991 | Base; Police; Towing Pkg | 22011 |
| 5.0L V8 302 CID | 1990-1991 | LX; Exc.Police; Exc.Towing Pkg | 22011 |
| 5.0L V8 302 CID | 1990-1991 | LX; Police; Towing Pkg | 22011 |
| 5.0L V8 302 CID | 1990-1991 | S; Exc.Police; Exc.Towing Pkg | 22011 |
| 5.0L V8 302 CID | 1990-1991 | S; Police; Towing Pkg | 22011 |
| 5.8L V8 351 CID | 1987-1991 | Base; Exc.Police; Exc.Towing Pkg | 22011 |
| 5.8L V8 351 CID | 1987-1991 | Base; Exc.Police; Towing Pkg | 22011 |
| 5.8L V8 351 CID | 1987-1991 | Base; Police | 22011 |
| MAVERICK | | | |
| 2.8L L6 2786cc 170 CID | 1970-1972 | | 22011 |
| 3.3L L6 200 CID | 1975-1977 | | 22011 |
| 3.3L L6 3277cc 200 CID | 1970-1974 | | 22011 |
| 3.3L L6 3278cc 200 CID | 1970-1974 | | 22011 |
| 4.1L L6 250 CID | 1975-1977 | | 22011 |
| 4.1L L6 4097cc 250 CID | 1970-1974 | | 22011 |
| 4.1L L6 4098cc 250 CID | 1970-1974 | | 22011 |
| 5.0L V8 302 CID | 1975-1977 | | 22011 |
| 5.0L V8 4949cc 302 CID | 1971-1974 | | 22011 |
| MUSTANG | | | |
| 3.3L L6 200 CID | 1979 | | 22038 |
| 3.3L L6 200 CID | 1982 | GL, GLX, L; For A/C Belt | 22012 |
| 3.3L L6 200 CID | 1980-1981 | Base, Ghia; For A/C Belt | 22012 |
| 3.8L V6 232 CID | 1983 | GL; Exc.Air Cond | 22126 |
| 3.8L V6 232 CID | 1983 | GL; For A/C Belt | 22126 |
| 3.8L V6 232 CID | 1983 | GLX; Exc.Air Cond | 22126 |
| 3.8L V6 232 CID | 1983 | GLX; For A/C Belt | 22126 |
| 3.8L V6 232 CID | 1984 | LX; For A/C Belt | 22126 |
| 3.8L V6 232 CID | 1985 | LX; Exc.Air Cond; From 04/1985 | 22126 |
| 3.8L V6 232 CID | 1985 | LX; Exc.Air Cond; To 04/1985 | 22126 |
| 3.8L V6 232 CID | 1985 | LX; For A/C Belt; From 04/1985 | 22146 |
| 3.8L V6 232 CID | 1985 | LX; For A/C Belt; To 04/1985 | 22126 |
| 3.8L V6 232 CID | 1986 | LX; For A/C Belt | 22146 |
| 3.8L V6 232 CID | 1983-1984 | L; Exc.Air Cond | 22126 |
| 3.8L V6 232 CID | 1983-1984 | L; For A/C Belt | 22126 |
| 3.8L V6 232 CID | 1984-1986 | LX; Exc.Air Cond | 22126 |
| 4.1L L6 4097cc 250 CID | 1969-1973 | | 22011 |
| 4.1L L6 4098cc 250 CID | 1969-1973 | | 22011 |
| 4.2L V8 255 CID | 1981 | Cobra; For A/C Belt | 22126 |
| 4.2L V8 255 CID | 1982 | GL, GLX, L; For A/C Belt | 22126 |
| 4.2L V8 255 CID | 1980-1981 | Base, Ghia; For A/C Belt | 22126 |
| 4.7L V8 4727cc 289 CID | 1964-1968 | | 22011 |
| 5.0L V8 302 CID | 1979 | | 22011 |
| 5.0L V8 302 CID | 1982 | GL; Exc.Air Cond | 22126 |
| 5.0L V8 302 CID | 1982 | GL; For A/C Belt | 22126 |
| 5.0L V8 302 CID | 1982 | GLX; Exc.Air Cond | 22126 |
| 5.0L V8 302 CID | 1982 | GLX; For A/C Belt | 22126 |
| 5.0L V8 302 CID | 1984 | GT-350 20th Anniversary; Exc.Air Cond | 22126 |
| 5.0L V8 302 CID | 1984 | GT-350 20th Anniversary; For A/C Belt | 22126 |
| 5.0L V8 302 CID | 1993 | SVT Cobra; Exc.Air Cond | 22126 |
| 5.0L V8 302 CID | 1993 | SVT Cobra; For A/C Belt | 22146 |
| 5.0L V8 302 CID | 1982-1984 | L; Exc.Air Cond | 22126 |
| 5.0L V8 302 CID | 1982-1984 | L; For A/C Belt | 22126 |
| 5.0L V8 302 CID | 1982-1985 | GT; For A/C Belt | 22126 |
| 5.0L V8 302 CID | 1982-1993 | GT; Exc.Air Cond | 22126 |
| 5.0L V8 302 CID | 1984-1985 | LX; For A/C Belt | 22126 |
| 5.0L V8 302 CID | 1984-1993 | LX; Exc.Air Cond | 22126 |
| 5.0L V8 302 CID | 1986-1993 | GT, LX; For A/C Belt | 22146 |
| 5.0L V8 4949cc 302 CID | 1968-1973 | | 22011 |

| Engine | Years | Application | USMW |
|------------------------|-----------|-------------|-------|
| FORD (CONT.) | | | |
| MUSTANG (CONT.) | | | |
| 5.0L V8 4950cc 302 CID | 1970-1972 | | 22011 |
| 5.8L V8 5752cc 351 CID | 1969-1973 | | 22011 |
| 5.8L V8 5753cc 351 CID | 1969-1973 | | 22011 |
| 6.4L V8 6391cc 390 CID | 1967-1969 | | 22011 |
| 7.0L V8 427 CID | 1968 | | 22016 |
| 7.0L V8 428 CID | 1968-1970 | | 22016 |
| 7.0L V8 429 CID | 1969-1971 | | 22016 |
| 7.0L V8 6997cc 427 CID | 1968 | | 22016 |
| 7.0L V8 7014cc 428 CID | 1967-1970 | | 22016 |
| 7.0L V8 7030cc 429 CID | 1969-1971 | | 22016 |
| MUSTANG COBRA | | | |
| 4.6L V8 4589cc 280 CID | 1999-2014 | SVT Cobra | 22168 |
| 4.6L V8 4592cc 280 CID | 1997-2014 | SVT Cobra | 22168 |
| 5.0L V8 4953cc 302 CID | 1995-2014 | SVT Cobra | 22126 |
| 5.8L V8 5756cc 351 CID | 1995-2014 | SVT Cobra R | 22126 |
| MUSTANG II | | | |
| 5.0L V8 302 CID | 1975-1978 | | 22011 |
| 5.0L V8 302 CID | 1975-1978 | | 22016 |
| 5.0L V8 4950cc 302 CID | 1975-1978 | | 22016 |
| P-100 | | | |
| 2.8L L6 2786cc 170 CID | 1962-1967 | | 22038 |
| P-350 | | | |
| 3.9L L6 240 CID | 1968-1972 | | 22016 |
| 3.9L L6 3933cc 240 CID | 1968-1972 | | 22016 |
| 4.9L L6 4917cc 300 CID | 1968-1976 | | 22016 |
| 5.0L V8 302 CID | 1972-1976 | | 22016 |
| 5.0L V8 4949cc 302 CID | 1972 | | 22016 |
| 5.0L V8 4950cc 302 CID | 1972 | | 22016 |
| 5.9L V8 360 CID | 1973 | | 22016 |
| 5.9L V8 5899cc 360 CID | 1968-1974 | | 22016 |
| 5.9L V8 5900cc 360 CID | 1973 | | 22016 |
| 6.4L V8 390 CID | 1972-1973 | | 22016 |
| 6.4L V8 6391cc 390 CID | 1968-1974 | | 22016 |
| 6.4L V8 6392cc 390 CID | 1972-1973 | | 22016 |
| 6.6L V8 400 CID | 1976 | | 22016 |
| RANCH WAGON | | | |
| 3.9L L6 240 CID | 1968-1969 | | 22016 |
| 3.9L L6 3933cc 240 CID | 1967-1969 | | 22016 |
| 4.7L V8 289 CID | 1968 | | 22016 |
| 4.7L V8 4727cc 289 CID | 1967-1968 | | 22016 |
| 5.0L V8 302 CID | 1968-1972 | | 22016 |
| 5.0L V8 4949cc 302 CID | 1968-1972 | | 22016 |
| 5.8L V8 351 CID | 1969-1974 | | 22016 |
| 5.8L V8 5752cc 351 CID | 1969-1974 | | 22016 |
| 5.8L V8 5753cc 351 CID | 1969-1974 | | 22016 |
| 6.4L V8 390 CID | 1968-1971 | | 22016 |
| 6.4L V8 6391cc 390 CID | 1967-1971 | | 22016 |
| 6.6L V8 400 CID | 1971-1974 | | 22016 |
| 6.6L V8 6555cc 400 CID | 1971-1974 | | 22016 |
| 6.6L V8 6556cc 400 CID | 1971-1974 | | 22016 |
| 7.0L V8 428 CID | 1968-1970 | | 22016 |
| 7.0L V8 429 CID | 1969-1973 | | 22016 |
| 7.0L V8 6997cc 427 CID | 1967-1968 | | 22016 |
| 7.0L V8 7014cc 428 CID | 1967-1970 | | 22016 |
| 7.0L V8 7030cc 429 CID | 1969-1973 | | 22016 |
| 7.5L V8 460 CID | 1973-1974 | | 22038 |
| 7.5L V8 7539cc 460 CID | 1973-1974 | | 22038 |
| RANCHERO | | | |
| 2.8L L6 2786cc 170 CID | 1963-1965 | | 22012 |
| 3.3L L6 200 CID | 1966-1967 | | 22012 |
| 3.3L L6 3277cc 200 CID | 1964-1968 | | 22012 |
| 3.3L L6 3278cc 200 CID | 1968 | | 22012 |
| 4.1L L6 250 CID | 1969-1973 | | 22016 |
| 4.1L L6 4097cc 250 CID | 1969-1974 | | 22016 |
| 4.1L L6 4098cc 250 CID | 1969-1973 | | 22016 |
| 4.7L V8 289 CID | 1966-1967 | | 22016 |

| Engine | Years | Application | USMW |
|------------------------|-----------|---------------------------------------|-------|
| 4.7L V8 4727cc 289 CID | 1966-1968 | | 22016 |
| 5.0L V8 302 CID | 1968-1979 | | 22016 |
| 5.0L V8 4949cc 302 CID | 1968-1974 | | 22016 |
| 5.8L V8 351 CID | 1969-1979 | | 22016 |
| 5.8L V8 5752cc 351 CID | 1969-1974 | | 22016 |
| 5.8L V8 5753cc 351 CID | 1969-1974 | | 22016 |
| 5.8L V8 5769cc 352 CID | 1966-1967 | | 22016 |
| 6.4L V8 390 CID | 1967-1969 | | 22016 |
| 6.4L V8 6391cc 390 CID | 1967-1969 | | 22016 |
| 6.6L V8 400 CID | 1972-1978 | | 22016 |
| 6.6L V8 6555cc 400 CID | 1972-1974 | | 22016 |
| 6.6L V8 6556cc 400 CID | 1972-1974 | | 22016 |
| 7.0L V8 428 CID | 1968-1969 | | 22012 |
| 7.0L V8 7014cc 428 CID | 1968-1969 | | 22012 |
| 7.0L V8 7030cc 429 CID | 1970-1973 | | 22012 |
| 7.5L V8 460 CID | 1975-1977 | | 22012 |
| 7.5L V8 7539cc 460 CID | 1974 | | 22012 |
| RANGER | | | |
| 2.0L L4 1989cc 122 CID | 1986 | S | 22010 |
| 2.0L L4 1989cc 122 CID | 1983-1985 | Base; Exc.Air Cond | 22010 |
| 2.0L L4 1989cc 122 CID | 1983-1985 | Base; For A/C Belt | 22010 |
| 2.0L L4 1989cc 122 CID | 1983-1985 | XL; Exc.Air Cond | 22010 |
| 2.0L L4 1989cc 122 CID | 1983-1985 | XL; For A/C Belt | 22010 |
| 2.0L L4 1989cc 122 CID | 1983-1985 | XLS; Exc.Air Cond | 22010 |
| 2.0L L4 1989cc 122 CID | 1983-1985 | XLS; For A/C Belt | 22010 |
| 2.0L L4 1989cc 122 CID | 1983-1985 | XLT; Exc.Air Cond | 22010 |
| 2.0L L4 1989cc 122 CID | 1983-1985 | XLT; For A/C Belt | 22010 |
| 2.0L L4 1989cc 122 CID | 1984-1988 | S; Exc.Air Cond | 22010 |
| 2.0L L4 1989cc 122 CID | 1984-1988 | S; For A/C Belt | 22010 |
| 2.3L L4 140 CID | 1985 | XLS; Exc.Air Cond | 22065 |
| 2.3L L4 140 CID | 1985 | XLS; For A/C Belt | 22065 |
| 2.3L L4 140 CID | 1986 | S; Exc.Air Cond | 22065 |
| 2.3L L4 140 CID | 1986 | S; For A/C Belt | 22065 |
| 2.3L L4 140 CID | 1986 | STX; Exc.Air Cond | 22065 |
| 2.3L L4 140 CID | 1986 | STX; For A/C Belt | 22065 |
| 2.3L L4 140 CID | 1987 | Custom; Exc.Air Cond | 22065 |
| 2.3L L4 140 CID | 1987 | Custom; For A/C Belt | 22065 |
| 2.3L L4 140 CID | 1988 | Custom; For A/C Belt; From 04/22/1988 | 22010 |
| 2.3L L4 140 CID | 1988 | Custom; For A/C Belt; To 04/22/1988 | 22010 |
| 2.3L L4 140 CID | 1988 | STX; For A/C Belt; From 04/22/1988 | 22010 |
| 2.3L L4 140 CID | 1988 | STX; For A/C Belt; To 04/22/1988 | 22010 |
| 2.3L L4 140 CID | 1988 | XLT; For A/C Belt; From 04/22/1988 | 22010 |
| 2.3L L4 140 CID | 1988 | XLT; For A/C Belt; To 04/22/1988 | 22010 |
| 2.3L L4 140 CID | 1990 | S Plus | 22010 |
| 2.3L L4 140 CID | 1995 | XL Sport | 22010 |
| 2.3L L4 140 CID | 2007 | STX | 22135 |
| 2.3L L4 140 CID | 2009 | Sport | 22135 |
| 2.3L L4 140 CID | 1983-1985 | XLS; Exc.Air Cond | 22010 |
| 2.3L L4 140 CID | 1983-1985 | XLS; For A/C Belt | 22010 |
| 2.3L L4 140 CID | 1983-1986 | Base; Exc.Air Cond | 22010 |
| 2.3L L4 140 CID | 1983-1986 | Base; For A/C Belt | 22010 |
| 2.3L L4 140 CID | 1983-1986 | XL; Exc.Air Cond | 22010 |
| 2.3L L4 140 CID | 1983-1986 | XL; For A/C Belt | 22010 |
| 2.3L L4 140 CID | 1983-1988 | XLT; Exc.Air Cond | 22010 |
| 2.3L L4 140 CID | 1983-1988 | XLT; For A/C Belt | 22010 |
| 2.3L L4 140 CID | 1984-1988 | S; Exc.Air Cond | 22010 |
| 2.3L L4 140 CID | 1984-1988 | S; For A/C Belt | 22010 |
| 2.3L L4 140 CID | 1985-1986 | Base; Exc.Air Cond | 22065 |
| 2.3L L4 140 CID | 1985-1986 | Base; For A/C Belt | 22065 |
| 2.3L L4 140 CID | 1985-1986 | XL; Exc.Air Cond | 22065 |
| 2.3L L4 140 CID | 1985-1986 | XL; For A/C Belt | 22065 |
| 2.3L L4 140 CID | 1985-1986 | XLT; Exc.Air Cond | 22065 |
| 2.3L L4 140 CID | 1985-1986 | XLT; For A/C Belt | 22065 |
| 2.3L L4 140 CID | 1986-1988 | STX; Exc.Air Cond | 22010 |
| 2.3L L4 140 CID | 1986-1988 | STX; For A/C Belt | 22010 |
| 2.3L L4 140 CID | 1987-1988 | Custom; Exc.Air Cond | 22010 |
| 2.3L L4 140 CID | 1987-1988 | Custom; For A/C Belt | 22010 |
| 2.3L L4 140 CID | 1989-1992 | Custom, S | 22010 |
| 2.3L L4 140 CID | 1989-1995 | STX | 22010 |

| Engine | Years | Application | USMW |
|------------------------|-----------|---------------------------------------|-------|
| FORD (CONT.) | | | |
| RANGER (CONT.) | | | |
| 2.3L L4 140 CID | 1989-1997 | XLT | 22010 |
| 2.3L L4 140 CID | 1991-1997 | Sport | 22010 |
| 2.3L L4 140 CID | 1993-1997 | Splash, XL | 22010 |
| 2.3L L4 140 CID | 2001-2011 | XL, XLT | 22135 |
| 2.5L L4 153 CID | 1998 | Splash; Exc.Air Cond | 22010 |
| 2.5L L4 153 CID | 1998 | Splash; For A/C Belt | 22015 |
| 2.5L L4 153 CID | 1998-2001 | XL, XLT; Exc.Air Cond | 22010 |
| 2.5L L4 153 CID | 1998-2001 | XL, XLT; For A/C Belt | 22015 |
| 2.8L V6 171 CID | 1984 | S; Exc.Air Cond | 22060 |
| 2.8L V6 171 CID | 1984 | S; For A/C Belt | 22060 |
| 2.8L V6 171 CID | 1983-1985 | Base; Exc.Air Cond | 22060 |
| 2.8L V6 171 CID | 1983-1985 | Base; For A/C Belt | 22060 |
| 2.8L V6 171 CID | 1983-1985 | XL; Exc.Air Cond | 22060 |
| 2.8L V6 171 CID | 1983-1985 | XL; For A/C Belt | 22060 |
| 2.8L V6 171 CID | 1983-1985 | XLS; Exc.Air Cond | 22060 |
| 2.8L V6 171 CID | 1983-1985 | XLS; For A/C Belt | 22060 |
| 2.8L V6 171 CID | 1983-1985 | XLT; Exc.Air Cond | 22060 |
| 2.8L V6 171 CID | 1983-1985 | XLT; For A/C Belt | 22060 |
| 2.9L V6 177 CID | 1986 | Base; Exc.Air Cond | 22060 |
| 2.9L V6 177 CID | 1986 | Base; For A/C Belt | 22060 |
| 2.9L V6 177 CID | 1986 | XL; Exc.Air Cond | 22060 |
| 2.9L V6 177 CID | 1986 | XL; For A/C Belt | 22060 |
| 2.9L V6 177 CID | 1987 | Custom; Exc.Air Cond | 22060 |
| 2.9L V6 177 CID | 1988 | Custom; Exc.Air Cond; From 04/22/1988 | 22060 |
| 2.9L V6 177 CID | 1988 | Custom; Exc.Air Cond; To 04/22/1988 | 22060 |
| 2.9L V6 177 CID | 1988 | STX; Exc.Air Cond; From 04/22/1988 | 22060 |
| 2.9L V6 177 CID | 1988 | STX; Exc.Air Cond; To 04/22/1988 | 22060 |
| 2.9L V6 177 CID | 1988 | XLT; Exc.Air Cond; From 04/22/1988 | 22060 |
| 2.9L V6 177 CID | 1988 | XLT; Exc.Air Cond; To 04/22/1988 | 22060 |
| 2.9L V6 177 CID | 1989 | GT; Exc.Air Cond | 22060 |
| 2.9L V6 177 CID | 1989 | GT; For A/C Belt | 22060 |
| 2.9L V6 177 CID | 1986-1987 | STX, XLT; Exc.Air Cond | 22060 |
| 2.9L V6 177 CID | 1986-1992 | STX, XLT; For A/C Belt | 22060 |
| 2.9L V6 177 CID | 1987-1992 | Custom; For A/C Belt | 22060 |
| 2.9L V6 177 CID | 1989-1992 | Custom, STX, XLT; Exc.Air Cond | 22060 |
| 2.9L V6 177 CID | 1991-1992 | Sport; Exc.Air Cond | 22060 |
| 2.9L V6 177 CID | 1991-1992 | Sport; For A/C Belt | 22060 |
| 3.0L V6 2986cc 182 CID | 1995 | XL Sport; Exc.Max Cooling | 22078 |
| 3.0L V6 2986cc 182 CID | 1995 | XL Sport; Max Cooling | 22052 |
| 3.0L V6 2986cc 182 CID | 1997 | Sport; Exc.Max Cooling | 22078 |
| 3.0L V6 2986cc 182 CID | 1997 | Sport; Max Cooling | 22052 |
| 3.0L V6 2986cc 182 CID | 1998 | Splash, XL, XLT | 22078 |
| 3.0L V6 2986cc 182 CID | 2004 | Tremor | 22078 |
| 3.0L V6 2986cc 182 CID | 1991-1992 | Custom; A/C | 22064 |
| 3.0L V6 2986cc 182 CID | 1991-1992 | Custom; Exc.A/C | 22064 |
| 3.0L V6 2986cc 182 CID | 1991-1992 | S; A/C | 22064 |
| 3.0L V6 2986cc 182 CID | 1991-1992 | S; Exc.A/C | 22064 |
| 3.0L V6 2986cc 182 CID | 1991-1993 | Sport; A/C | 22064 |
| 3.0L V6 2986cc 182 CID | 1991-1993 | Sport; Exc.A/C | 22064 |
| 3.0L V6 2986cc 182 CID | 1991-1994 | STX; A/C | 22064 |
| 3.0L V6 2986cc 182 CID | 1991-1994 | STX; Exc.A/C | 22064 |
| 3.0L V6 2986cc 182 CID | 1991-1994 | XLT; A/C | 22064 |
| 3.0L V6 2986cc 182 CID | 1991-1994 | XLT; Exc.A/C | 22064 |
| 3.0L V6 2986cc 182 CID | 1993-1994 | Splash; A/C | 22064 |
| 3.0L V6 2986cc 182 CID | 1993-1994 | Splash; Exc.A/C | 22064 |
| 3.0L V6 2986cc 182 CID | 1993-1994 | XL; A/C | 22064 |
| 3.0L V6 2986cc 182 CID | 1993-1994 | XL; Exc.A/C | 22064 |
| 3.0L V6 2986cc 182 CID | 1995-1997 | Splash, STX, XL, XLT; Exc.Max Cooling | 22078 |
| 3.0L V6 2986cc 182 CID | 1995-1997 | Splash, STX, XL, XLT; Max Cooling | 22052 |
| 3.0L V6 2986cc 182 CID | 1999-2008 | XL, XLT | 22078 |
| 3.0L V6 2986cc 182 CID | 2001-2005 | Edge | 22078 |
| 3.0L V6 2986cc 182 CID | 2005-2007 | STX | 22078 |
| 3.0L V6 2986cc 182 CID | 2006-2008 | Sport | 22078 |

| Engine | Years | Application | USMW |
|------------------------|-----------|---|-------|
| 4.0L V6 245 CID | 1990 | Custom; w/ Standard Trans., S Plus; w/ Standard Trans., S; w/ Standard Trans., STX; w/ Standard Trans., XLT; w/ Standard Trans., Custom; w/ Automatic Trans., S Plus; w/ Automatic Trans., S; w/ Automatic Trans., STX; w/ Automatic Trans., XLT; w/ Automatic Trans. | 22167 |
| 4.0L V6 245 CID | 1995 | XL Sport; Exc.Max Cooling | 22166 |
| 4.0L V6 245 CID | 1995 | XL Sport; Max Cooling | 22166 |
| 4.0L V6 245 CID | 1997 | Splash, Sport, STX, XLT; Exc.Max Cooling | 22167 |
| 4.0L V6 245 CID | 1998 | Splash | 22166 |
| 4.0L V6 245 CID | 2001 | Edge | 22167 |
| 4.0L V6 245 CID | 2002 | XL | 22167 |
| 4.0L V6 245 CID | 2004 | Tremor | 22166 |
| 4.0L V6 245 CID | 1991-1992 | Custom, S; Exc.Max Cooling | 22167 |
| 4.0L V6 245 CID | 1991-1992 | Custom, S; Max Cooling | 22166 |
| 4.0L V6 245 CID | 1991-1993 | Sport; Exc.Max Cooling | 22167 |
| 4.0L V6 245 CID | 1991-1994 | STX, XLT; Exc.Max Cooling | 22167 |
| 4.0L V6 245 CID | 1991-1997 | Sport; Max Cooling | 22166 |
| 4.0L V6 245 CID | 1991-1997 | STX, XLT; Max Cooling | 22166 |
| 4.0L V6 245 CID | 1993-1994 | Splash, XL; Exc.Max Cooling | 22167 |
| 4.0L V6 245 CID | 1993-1996 | XL; Max Cooling | 22166 |
| 4.0L V6 245 CID | 1993-1997 | Splash; Max Cooling | 22166 |
| 4.0L V6 245 CID | 1995-1996 | Splash, STX, XL, XLT; Exc.Max Cooling | 22166 |
| 4.0L V6 245 CID | 1998-2011 | XL | 22166 |
| 4.0L V6 245 CID | 1998-2011 | XLT | 22166 |
| 4.0L V6 245 CID | 2002-2005 | Edge | 22166 |
| 4.0L V6 245 CID | 2005-2009 | FX4 | 22166 |
| 4.0L V6 245 CID | 2006-2007 | STX | 22166 |
| 4.0L V6 245 CID | 2006-2011 | Sport | 22166 |
| RANGER XL (MEX) | | | |
| 2.3L L4 2300cc CID | 2012-2014 | | 22135 |
| THUNDERBIRD | | | |
| 3.3L L6 200 CID | 1980 | Silver Anniversary; Exc.Air Cond | 22012 |
| 3.3L L6 200 CID | 1980 | Silver Anniversary; For A/C Belt | 22012 |
| 3.3L L6 200 CID | 1980-1982 | Base; Exc.Air Cond | 22012 |
| 3.3L L6 200 CID | 1980-1982 | Base; For A/C Belt | 22012 |
| 3.3L L6 200 CID | 1980-1982 | Town Landau; Exc.Air Cond | 22012 |
| 3.3L L6 200 CID | 1980-1982 | Town Landau; For A/C Belt | 22012 |
| 3.3L L6 200 CID | 1981-1982 | Heritage; Exc.Air Cond | 22012 |
| 3.3L L6 200 CID | 1981-1982 | Heritage; For A/C Belt | 22012 |
| 3.8L V6 232 CID | 1982 | Town Landau; Exc.Air Cond | 22126 |
| 3.8L V6 232 CID | 1982 | Town Landau; For A/C Belt | 22126 |
| 3.8L V6 232 CID | 1982-1983 | Heritage; Exc.Air Cond | 22126 |
| 3.8L V6 232 CID | 1982-1983 | Heritage; For A/C Belt | 22126 |
| 3.8L V6 232 CID | 1982-1988 | Base; Exc.Air Cond | 22126 |
| 3.8L V6 232 CID | 1982-1988 | Base; For A/C Belt | 22126 |
| 3.8L V6 232 CID | 1983-1986 | Sport; Exc.Air Cond | 22126 |
| 3.8L V6 232 CID | 1983-1986 | Sport; For A/C Belt | 22126 |
| 3.8L V6 232 CID | 1983-1988 | LX; Exc.Air Cond | 22126 |
| 3.8L V6 232 CID | 1983-1988 | LX; For A/C Belt | 22126 |
| 3.8L V6 232 CID | 1984-1985 | Fila; Exc.Air Cond | 22126 |
| 3.8L V6 232 CID | 1984-1985 | Fila; For A/C Belt | 22126 |
| 3.8L V6 232 CID | 1984-1986 | Elan; Exc.Air Cond | 22126 |
| 3.8L V6 232 CID | 1984-1986 | Elan; For A/C Belt | 22126 |
| 3.8L V6 232 CID | 1989-1992 | Base | 22126 |
| 3.8L V6 232 CID | 1989-1993 | LX | 22126 |
| 4.2L V8 255 CID | 1981 | Heritage; Stamped #C9AE 8A616-D | 22011 |
| 4.2L V8 255 CID | 1980-1981 | Base, Town Landau; Stamped #C9AE 8A616-D | 22011 |
| 4.2L V8 255 CID | 1980-1982 | Base; For A/C Belt | 22011 |
| 4.2L V8 255 CID | 1980-1982 | Base; Stamped #D5DE 8A616-BA | 22011 |
| 4.2L V8 255 CID | 1980-1982 | Town Landau; For A/C Belt | 22011 |
| 4.2L V8 255 CID | 1980-1982 | Town Landau; Stamped #D5DE 8A616-BA | 22011 |
| 4.2L V8 255 CID | 1980-1982 | | 22011 |
| 4.2L V8 255 CID | 1981-1982 | Heritage; For A/C Belt | 22011 |
| 4.2L V8 255 CID | 1981-1982 | Heritage; Stamped #D5DE 8A616-BA | 22011 |

| Engine | Years | Application | USMW |
|----------------------------|-----------|-------------------------------|-------|
| FORD (CONT.) | | | |
| THUNDERBIRD (CONT.) | | | |
| 4.6L V8 4608cc 281 CID | 1994-2014 | LX, V8 | 22168 |
| 5.0L V8 302 CID | 1983 | Heritage; Exc.Air Cond | 22070 |
| 5.0L V8 302 CID | 1983 | Heritage; For A/C Belt | 22011 |
| 5.0L V8 302 CID | 1984 | Elan, Fila; Exc.Air Cond | 22070 |
| 5.0L V8 302 CID | 1984 | Elan, Fila; For A/C Belt | 22011 |
| 5.0L V8 302 CID | 1985 | Fila; Exc.Air Cond | 22126 |
| 5.0L V8 302 CID | 1985 | Fila; For A/C Belt | 22126 |
| 5.0L V8 302 CID | 1977-1979 | | 22011 |
| 5.0L V8 302 CID | 1983-1984 | Base, LX, Sport; Exc.Air Cond | 22070 |
| 5.0L V8 302 CID | 1983-1984 | Base, LX, Sport; For A/C Belt | 22011 |
| 5.0L V8 302 CID | 1985-1986 | Elan; Exc.Air Cond | 22126 |
| 5.0L V8 302 CID | 1985-1986 | Elan; For A/C Belt | 22126 |
| 5.0L V8 302 CID | 1985-1988 | Base; Exc.Air Cond | 22126 |
| 5.0L V8 302 CID | 1985-1988 | Base; For A/C Belt | 22126 |
| 5.0L V8 302 CID | 1985-1988 | LX; Exc.Air Cond | 22126 |
| 5.0L V8 302 CID | 1985-1988 | LX; For A/C Belt | 22126 |
| 5.0L V8 302 CID | 1985-1988 | Sport; Exc.Air Cond | 22126 |
| 5.0L V8 302 CID | 1985-1988 | Sport; For A/C Belt | 22126 |
| 5.0L V8 302 CID | 1991-1992 | Base | 22163 |
| 5.0L V8 302 CID | 1991-1993 | LX | 22163 |
| 5.0L V8 4949cc 302 CID | 1980-2014 | | 22126 |
| 5.8L V8 351 CID | 1977-1979 | | 22011 |
| 6.4L V8 6391cc 390 CID | 1961-1968 | | 22011 |
| 6.6L V8 400 CID | 1977-1978 | | 22011 |
| 6.6L V8 6555cc 400 CID | 1971-1974 | | 22011 |
| 6.6L V8 6556cc 400 CID | 1972 | | 22011 |
| 6.6L V8 6654cc 406 CID | 1963 | | 22011 |
| 7.0L V8 429 CID | 1968-1973 | | 22016 |
| 7.5L V8 460 CID | 1975-1976 | | 22012 |
| 7.5L V8 7539cc 460 CID | 1972-1974 | | 22012 |
| TORINO | | | |
| 4.1L L6 4097cc 250 CID | 1969-1974 | | 22011 |
| 4.1L L6 4098cc 250 CID | 1969-1974 | | 22011 |
| 4.7L V8 4727cc 289 CID | 1968 | | 22011 |
| 5.0L V8 4949cc 302 CID | 1968-1974 | | 22011 |
| 5.8L V8 351 CID | 1975-1976 | | 22011 |
| 5.8L V8 5752cc 351 CID | 1969-1974 | | 22011 |
| 5.8L V8 5753cc 351 CID | 1969-1974 | | 22011 |
| 6.4L V8 6391cc 390 CID | 1968-1970 | | 22011 |
| 6.6L V8 400 CID | 1975-1976 | | 22011 |
| 6.6L V8 6555cc 400 CID | 1972-1974 | | 22011 |
| 6.6L V8 6556cc 400 CID | 1972-1974 | | 22011 |
| 7.5L V8 460 CID | 1975-1976 | | 22012 |
| 7.5L V8 7539cc 460 CID | 1973-1974 | | 22012 |
| FREIGHTLINER | | | |
| SPRINTER 2500 | | | |
| 2.7L L5 2687cc 165 CID | 2002-2006 | | 22328 |
| SPRINTER 3500 | | | |
| 2.7L L5 2687cc 165 CID | 2002-2006 | | 22328 |
| GEO | | | |
| TRACKER | | | |
| 1.6L L4 1588cc 98 CID | 1989-1997 | Base | 22068 |
| 1.6L L4 1588cc 98 CID | 1989-1997 | LSi | 22068 |
| GMC | | | |
| 1000 | | | |
| 4.1L L6 4098cc 250 CID | 1966-2006 | | 22049 |
| 5.0L V6 4999cc 305 CID | 1966-2006 | | 21049 |
| 1500 | | | |
| 4.1L L6 4098cc 250 CID | 1966-2006 | | 21049 |
| 2500 | | | |
| 4.1L L6 4098cc 250 CID | 1966-2006 | | 21049 |
| B6000 | | | |
| 6.0L V8 366 CID | 1983-1991 | | 22603 |

| Engine | Years | Application | USMW |
|---------------------------|-----------|--|-------|
| B6000 B6P042 | | | |
| 7.0L V8 7000cc 427 CID | 1983-1984 | | 22603 |
| 7.0L V8 7000cc 427 CID | 1985-2006 | | 22602 |
| C1000 | | | |
| 3.8L L6 3770cc 230 CID | 1963-1966 | | 21049 |
| 3.8L L6 3770cc 230 CID | 1964-1965 | | 22049 |
| 4.1L L6 4098cc 250 CID | 1966 | | 21049 |
| 4.8L L6 4786cc 292 CID | 1964-1966 | | 21049 |
| 5.0L V6 4999cc 305 CID | 1961-1965 | | 22049 |
| 5.0L V6 4999cc 305 CID | 1963-1966 | | 21049 |
| C15/C1500 PICKUP | | | |
| 5.0L V6 305 CID | 1968-1969 | | 22045 |
| 5.0L V6 5012cc 305 CID | 1968-1969 | | 22045 |
| 5.0L V8 307 CID | 1968-1973 | | 22045 |
| 5.0L V8 5031cc 307 CID | 1968-1973 | | 22045 |
| 5.7L V6 5753cc 351 CID | 1968 | | 22045 |
| 5.7L V8 350 CID | 1969-1974 | | 22045 |
| 5.7L V8 5736cc 350 CID | 1969-1974 | | 22045 |
| 5.7L V8 5737cc 350 CID | 1972-1974 | | 22045 |
| 6.5L V8 396 CID | 1968-1969 | | 22045 |
| 6.5L V8 6489cc 396 CID | 1968-1969 | | 22045 |
| 6.6L V8 402 CID | 1970-1972 | | 22045 |
| 6.6L V8 6588cc 402 CID | 1970-1972 | | 22045 |
| 7.4L V8 454 CID | 1973-1974 | | 22045 |
| 7.4L V8 7439cc 454 CID | 1973-1974 | | 22045 |
| 7.4L V8 7441cc 454 CID | 1973-1974 | | 22045 |
| C15/C1500 SUBURBAN | | | |
| 5.0L V6 5012cc 305 CID | 1968-1969 | | 22045 |
| 5.0L V8 307 CID | 1968-1973 | | 22045 |
| 5.0L V8 5031cc 307 CID | 1968-1973 | | 22045 |
| 5.7L V6 5753cc 351 CID | 1968 | | 22045 |
| 5.7L V8 350 CID | 1969-1974 | | 22045 |
| 5.7L V8 5736cc 350 CID | 1969-1974 | | 22045 |
| 5.7L V8 5737cc 350 CID | 1974 | | 22045 |
| 6.5L V8 396 CID | 1968-1969 | | 22045 |
| 6.5L V8 6489cc 396 CID | 1968-1969 | | 22045 |
| 6.6L V8 402 CID | 1970-1972 | | 22045 |
| 6.6L V8 6588cc 402 CID | 1970-1972 | | 22045 |
| 7.4L V8 454 CID | 1973-1974 | | 22045 |
| 7.4L V8 7439cc 454 CID | 1973-1974 | | 22045 |
| 7.4L V8 7441cc 454 CID | 1973-1974 | | 22045 |
| C1500 | | | |
| 3.8L L6 3770cc 230 CID | 1964-1965 | | 22049 |
| 4.1L L6 250 CID | 1980 | Heavy Half; Exc.Air Cond | 22043 |
| 4.1L L6 250 CID | 1980 | Heavy Half; For A/C Belt | 22043 |
| 4.1L L6 250 CID | 1980-1982 | Sierra Grande; Exc.Air Cond | 22043 |
| 4.1L L6 250 CID | 1980-1982 | Sierra Grande; For A/C Belt | 22043 |
| 4.1L L6 250 CID | 1980-1982 | Street Coupe; Exc.Air Cond | 22043 |
| 4.1L L6 250 CID | 1980-1982 | Street Coupe; For A/C Belt | 22043 |
| 4.1L L6 250 CID | 1980-1984 | Base; Exc.Air Cond | 22043 |
| 4.1L L6 250 CID | 1980-1984 | Base; For A/C Belt | 22043 |
| 4.1L L6 250 CID | 1980-1984 | High Sierra; Exc.Air Cond | 22043 |
| 4.1L L6 250 CID | 1980-1984 | High Sierra; For A/C Belt | 22043 |
| 4.1L L6 250 CID | 1980-1984 | Sierra Classic; Exc.Air Cond | 22043 |
| 4.1L L6 250 CID | 1980-1984 | Sierra Classic; For A/C Belt | 22043 |
| 4.1L L6 4098cc 250 CID | 1967-1974 | | 21049 |
| 4.1L L6 4098cc 250 CID | 1967-1977 | | 22049 |
| 4.3L V6 262 CID | 1993 | Sierra, Sierra SLX; Code GK | 22142 |
| 4.3L V6 262 CID | 1997 | Sierra GT, Sierra SL, Sierra SLE, Sierra SLT, Sierra Special | 22158 |
| 4.3L V6 262 CID | 1997 | Sierra GT; Exc.Air Cond | 22162 |
| 4.3L V6 262 CID | 1985-1986 | Base, High Sierra, Sierra Classic; Spring Code-DA | 22049 |
| 4.3L V6 262 CID | 1985-1986 | Base; Code DM,GZ | 22045 |
| 4.3L V6 262 CID | 1985-1986 | Base; Code HG | 22045 |
| 4.3L V6 262 CID | 1985-1986 | High Sierra; Code DM,GZ | 22045 |
| 4.3L V6 262 CID | 1985-1986 | High Sierra; Code HG | 22045 |
| 4.3L V6 262 CID | 1985-1986 | Sierra Classic; Code DM,GZ | 22045 |
| 4.3L V6 262 CID | 1985-1986 | Sierra Classic; Code HG | 22045 |

| Engine | Years | Application | USMW |
|------------------------|-----------|--|-------|
| GMC (CONT.) | | | |
| C1500 (CONT.) | | | |
| 4.3L V6 262 CID | 1988-1993 | Sierra, Sierra SLE, Sierra SLX; Code GJ,HS | 22145 |
| 4.3L V6 262 CID | 1988-1993 | Sierra, Sierra SLX; Code AR,AX,BD,GP,HK,JM | 22140 |
| 4.3L V6 262 CID | 1988-1993 | Sierra, Sierra SLX; Code DD,GG,GN | 22153 |
| 4.3L V6 262 CID | 1988-1995 | Sierra SLE; Code AR,AX,BD,GP,HK,JM | 22140 |
| 4.3L V6 262 CID | 1988-1995 | Sierra SLE; Code DD,GG,GN | 22153 |
| 4.3L V6 262 CID | 1990-1991 | Sierra, Sierra SLE, Sierra SLX; Code HS | 22145 |
| 4.3L V6 262 CID | 1993-1995 | Sierra SLE; Code GK | 22142 |
| 4.3L V6 262 CID | 1994-1995 | Sierra SL, Sierra SLE, Sierra SLT, Sierra Special; Code BT,GM,HL | 22149 |
| 4.3L V6 262 CID | 1994-1995 | Sierra SL, Sierra SLT, Sierra Special; Code AR,AX,BD,GP,HK,JM | 22140 |
| 4.3L V6 262 CID | 1994-1995 | Sierra SL, Sierra SLT, Sierra Special; Code DD,GG,GN | 22153 |
| 4.3L V6 262 CID | 1994-1995 | Sierra SL, Sierra SLT, Sierra Special; Code GK | 22142 |
| 4.3L V6 262 CID | 1996-1998 | Sierra SL, Sierra SLE, Sierra SLT, Sierra Special | 22158 |
| 4.3L V6 262 CID | 1996-1998 | Sierra SL, Sierra SLE, Sierra SLT, Sierra Special; Exc.Air Cond | 22162 |
| 4.8L L6 292 CID | 1980 | Base, Heavy Half, High Sierra, Sierra Classic, Sierra Grande, Street Coupe; Exc.Air Cond | 22043 |
| 4.8L L6 292 CID | 1980 | Base, Heavy Half, High Sierra, Sierra Classic, Sierra Grande, Street Coupe; For A/C Belt | 22049 |
| 4.8L L6 4786cc 292 CID | 1967-1974 | | 21049 |
| 4.8L L6 4786cc 292 CID | 1975-1976 | | 22049 |
| 4.8L L6 4786cc 292 CID | 1977-1974 | Base, High Sierra, Indy Hauler, Sierra Classic, Sierra Grande | 22049 |
| 5.0L V6 4999cc 305 CID | 1967 | | 21049 |
| 5.0L V6 4999cc 305 CID | 1961-1965 | | 22049 |
| 5.0L V8 305 CID | 1979 | | 22045 |
| 5.0L V8 305 CID | 1980 | Base, Heavy Half, High Sierra, Sierra Classic, Sierra Grande, Street Coupe; Code FC | 22049 |
| 5.0L V8 305 CID | 1980 | Heavy Half; Code AM | 22045 |
| 5.0L V8 305 CID | 1980 | Heavy Half; Code CB,CU,CX,FB | 22045 |
| 5.0L V8 305 CID | 1980 | Heavy Half; Code DD | 22045 |
| 5.0L V8 305 CID | 1981 | Base; Code FC | 22049 |
| 5.0L V8 305 CID | 1981 | Base; Spring Code-DA | 22049 |
| 5.0L V8 305 CID | 1981 | High Sierra; Code FC | 22049 |
| 5.0L V8 305 CID | 1981 | High Sierra; Spring Code-DA | 22049 |
| 5.0L V8 305 CID | 1981 | Sierra Classic; Code FC | 22049 |
| 5.0L V8 305 CID | 1981 | Sierra Classic; Spring Code-DA | 22049 |
| 5.0L V8 305 CID | 1981 | Sierra Grande; Code FC | 22049 |
| 5.0L V8 305 CID | 1981 | Street Coupe; Code FC | 22049 |
| 5.0L V8 305 CID | 1982 | Base, High Sierra, Sierra Classic, Sierra Grande; Code CM,FC | 22049 |
| 5.0L V8 305 CID | 1982 | Sierra Grande, Street Coupe; Code DB | 22045 |
| 5.0L V8 305 CID | 1982 | Street Coupe; Code CM,FC | 22049 |
| 5.0L V8 305 CID | 1984 | Base, High Sierra, Sierra Classic; Code DM | 22045 |
| 5.0L V8 305 CID | 1988 | Sierra, Sierra SLE, Sierra SLX; Code DE,HS | 22149 |
| 5.0L V8 305 CID | 1996 | Sierra SL, Sierra SLE, Sierra SLT, Sierra Special | 22158 |
| 5.0L V8 305 CID | 1997 | Sierra GT, Sierra SL, Sierra SLE, Sierra SLT, Sierra Special; For A/C Belt | 22158 |
| 5.0L V8 305 CID | 1997 | Sierra GT; Exc.Air Cond | 22162 |
| 5.0L V8 305 CID | 1998 | Sierra Special | 22158 |
| 5.0L V8 305 CID | 1980-1981 | Base; Code AM | 22045 |
| 5.0L V8 305 CID | 1980-1981 | Base; Code CB,CU,CX,FB | 22045 |
| 5.0L V8 305 CID | 1980-1981 | Base; Code DD | 22045 |
| 5.0L V8 305 CID | 1980-1981 | High Sierra; Code AM | 22045 |
| 5.0L V8 305 CID | 1980-1981 | High Sierra; Code CB,CU,CX,FB | 22045 |
| 5.0L V8 305 CID | 1980-1981 | High Sierra; Code DD | 22045 |
| 5.0L V8 305 CID | 1980-1981 | Sierra Classic; Code AM | 22045 |
| 5.0L V8 305 CID | 1980-1981 | Sierra Classic; Code CB,CU,CX,FB | 22045 |
| 5.0L V8 305 CID | 1980-1981 | Sierra Classic; Code DD | 22045 |
| 5.0L V8 305 CID | 1980-1981 | Sierra Grande; Code AM | 22045 |
| 5.0L V8 305 CID | 1980-1981 | Sierra Grande; Code CB,CU,CX,FB | 22045 |
| 5.0L V8 305 CID | 1980-1981 | Sierra Grande; Code DD | 22045 |
| 5.0L V8 305 CID | 1980-1981 | Street Coupe; Code AM | 22045 |
| 5.0L V8 305 CID | 1980-1981 | Street Coupe; Code CB,CU,CX,FB | 22045 |
| 5.0L V8 305 CID | 1980-1981 | Street Coupe; Code DD | 22045 |

| Engine | Years | Application | USMW |
|------------------------|-----------|--|-------|
| 5.0L V8 305 CID | 1981-1982 | Sierra Grande; Spring Code-DA | 22049 |
| 5.0L V8 305 CID | 1981-1982 | Street Coupe; Spring Code-DA | 22049 |
| 5.0L V8 305 CID | 1982-1986 | Base, High Sierra, Sierra Classic; Code DB | 22045 |
| 5.0L V8 305 CID | 1982-1986 | Base, High Sierra, Sierra Classic; Spring Code-DA | 22049 |
| 5.0L V8 305 CID | 1983-1984 | Base, High Sierra, Sierra Classic; Code CM,FC,KC | 22045 |
| 5.0L V8 305 CID | 1985-1986 | Base; Code CM,FC,HD,KC | 22045 |
| 5.0L V8 305 CID | 1985-1986 | Base; Code DM,GZ | 22045 |
| 5.0L V8 305 CID | 1985-1986 | High Sierra; Code CM,FC,HD,KC | 22045 |
| 5.0L V8 305 CID | 1985-1986 | High Sierra; Code DM,GZ | 22045 |
| 5.0L V8 305 CID | 1985-1986 | Sierra Classic; Code CM,FC,HD,KC | 22045 |
| 5.0L V8 305 CID | 1985-1986 | Sierra Classic; Code DM,GZ | 22045 |
| 5.0L V8 305 CID | 1988-1989 | Sierra, Sierra SLE, Sierra SLX; Code HS,GJ | 22145 |
| 5.0L V8 305 CID | 1988-1993 | Sierra, Sierra SLX; Code AR,AX,BD,GP,HK,JM | 22140 |
| 5.0L V8 305 CID | 1988-1993 | Sierra, Sierra SLX; Code DD,GG,GN | 22153 |
| 5.0L V8 305 CID | 1988-1995 | Sierra SLE; Code AR,AX,BD,GP,HK,JM | 22140 |
| 5.0L V8 305 CID | 1988-1995 | Sierra SLE; Code DD,GG,GN | 22153 |
| 5.0L V8 305 CID | 1992-1993 | Sierra, Sierra SLX; Code BT,GM,HL | 22149 |
| 5.0L V8 305 CID | 1992-1995 | Sierra SLE; Code BT,GM,HL | 22149 |
| 5.0L V8 305 CID | 1994-1995 | Sierra SL, Sierra SLT, Sierra Special; Code AR,AX,BD,GP,HK,JM | 22140 |
| 5.0L V8 305 CID | 1994-1995 | Sierra SL, Sierra SLT, Sierra Special; Code BT,GM,HL | 22149 |
| 5.0L V8 305 CID | 1994-1995 | Sierra SL, Sierra SLT, Sierra Special; Code DD,GG,GN | 22153 |
| 5.0L V8 305 CID | 1996-1998 | Sierra Special; Exc.Air Cond | 22162 |
| 5.0L V8 305 CID | 1996-1999 | Sierra SL, Sierra SLE, Sierra SLT; Exc.Air Cond | 22162 |
| 5.0L V8 305 CID | 1998-1999 | Sierra SL, Sierra SLE, Sierra SLT; For A/C Belt | 22158 |
| 5.0L V8 4998cc 305 CID | 1977-1965 | Base, High Sierra, Indy Hauler, Sierra Classic, Sierra Grande | 22049 |
| 5.0L V8 4998cc 305 CID | 1978-1965 | | 22049 |
| 5.3L V8 5360cc 327 CID | 1968-1965 | | 21049 |
| 5.7L V8 350 CID | 1979 | | 22045 |
| 5.7L V8 350 CID | 1980 | Heavy Half; Code AM | 22045 |
| 5.7L V8 350 CID | 1980 | Heavy Half; Code CB,CU,CX,FB | 22045 |
| 5.7L V8 350 CID | 1980 | Heavy Half; Code DD | 22045 |
| 5.7L V8 350 CID | 1980 | Sierra Grande | 22045 |
| 5.7L V8 350 CID | 1980 | Street Coupe | 22045 |
| 5.7L V8 350 CID | 1981 | Base, High Sierra, Sierra Classic, Sierra Grande, Street Coupe; Spring Code-DA | 22049 |
| 5.7L V8 350 CID | 1982 | Base, High Sierra, Sierra Classic, Sierra Grande; Code CM,FC | 22049 |
| 5.7L V8 350 CID | 1982 | Sierra Grande; Code DB | 22045 |
| 5.7L V8 350 CID | 1982 | Sierra Grande; Spring Code-DA | 22049 |
| 5.7L V8 350 CID | 1982 | Street Coupe; Code CM,FC | 22049 |
| 5.7L V8 350 CID | 1982 | Street Coupe; Code DB | 22045 |
| 5.7L V8 350 CID | 1982 | Street Coupe; Spring Code-DA | 22049 |
| 5.7L V8 350 CID | 1984 | Base, High Sierra, Sierra Classic; Code DM | 22045 |
| 5.7L V8 350 CID | 1985 | Base, High Sierra, Sierra Classic; Code CM,FC,HD,KC | 22042 |
| 5.7L V8 350 CID | 1985 | Base, High Sierra, Sierra Classic; Stamped #DA | 22049 |
| 5.7L V8 350 CID | 1985 | Base; Code HD | 22045 |
| 5.7L V8 350 CID | 1985 | High Sierra; Code HD | 22045 |
| 5.7L V8 350 CID | 1985 | Sierra Classic; Code HD | 22045 |
| 5.7L V8 350 CID | 1986 | Base; Code CM,FC,HD,KC | 22045 |
| 5.7L V8 350 CID | 1986 | High Sierra; Code CM,FC,HD,KC | 22045 |
| 5.7L V8 350 CID | 1986 | Sierra Classic; Code CM,FC,HD,KC | 22045 |
| 5.7L V8 350 CID | 1993 | Sierra, Sierra SLX; Code GK | 22142 |
| 5.7L V8 350 CID | 1996 | Sierra SL, Sierra SLE, Sierra SLT, Sierra Special | 22158 |
| 5.7L V8 350 CID | 1997 | Sierra GT, Sierra SL, Sierra SLE, Sierra SLT, Sierra Special; For A/C Belt | 22158 |
| 5.7L V8 350 CID | 1997 | Sierra GT; Exc.Air Cond | 22162 |
| 5.7L V8 350 CID | 1998 | Sierra Special | 22158 |
| 5.7L V8 350 CID | 1980-1981 | Base; Code AM | 22045 |
| 5.7L V8 350 CID | 1980-1981 | Base; Code CB,CU,CX,FB | 22045 |
| 5.7L V8 350 CID | 1980-1981 | Base; Code DD | 22045 |
| 5.7L V8 350 CID | 1980-1981 | Base; Exc.Air Cond | 22049 |
| 5.7L V8 350 CID | 1980-1981 | Base; For A/C Belt | 22049 |
| 5.7L V8 350 CID | 1980-1981 | High Sierra; Code AM | 22045 |
| 5.7L V8 350 CID | 1980-1981 | High Sierra; Code CB,CU,CX,FB | 22045 |

| Engine | Years | Application | USMW |
|------------------------|-----------|---|-------|
| GMC (CONT.) | | | |
| C1500 (CONT.) | | | |
| 5.7L V8 350 CID | 1980-1981 | High Sierra; Code DD | 22045 |
| 5.7L V8 350 CID | 1980-1981 | High Sierra; Exc.Air Cond | 22049 |
| 5.7L V8 350 CID | 1980-1981 | High Sierra; For A/C Belt | 22049 |
| 5.7L V8 350 CID | 1980-1981 | Sierra Classic; Code AM | 22045 |
| 5.7L V8 350 CID | 1980-1981 | Sierra Classic; Code CB,CU,CX,FB | 22045 |
| 5.7L V8 350 CID | 1980-1981 | Sierra Classic; Code DD | 22045 |
| 5.7L V8 350 CID | 1980-1981 | Sierra Classic; Exc.Air Cond | 22049 |
| 5.7L V8 350 CID | 1980-1981 | Sierra Classic; For A/C Belt | 22049 |
| 5.7L V8 350 CID | 1980-1981 | Sierra Grande; Code AM | 22045 |
| 5.7L V8 350 CID | 1980-1981 | Sierra Grande; Exc.Air Cond | 22049 |
| 5.7L V8 350 CID | 1980-1981 | Sierra Grande; For A/C Belt | 22049 |
| 5.7L V8 350 CID | 1980-1981 | Street Coupe; Code AM | 22045 |
| 5.7L V8 350 CID | 1980-1981 | Street Coupe; Code CB,CU,CX,FB | 22045 |
| 5.7L V8 350 CID | 1980-1981 | Street Coupe; Exc.Air Cond | 22049 |
| 5.7L V8 350 CID | 1980-1981 | Street Coupe; For A/C Belt | 22049 |
| 5.7L V8 350 CID | 1980-1982 | Sierra Grande; Code DD | 22045 |
| 5.7L V8 350 CID | 1980-1982 | Street Coupe; Code DD | 22045 |
| 5.7L V8 350 CID | 1980-1985 | Base | 22045 |
| 5.7L V8 350 CID | 1980-1985 | High Sierra | 22045 |
| 5.7L V8 350 CID | 1980-1985 | Sierra Classic | 22045 |
| 5.7L V8 350 CID | 1982-1983 | Base, High Sierra, Sierra Classic; Code DD | 22045 |
| 5.7L V8 350 CID | 1982-1984 | Base, High Sierra, Sierra Classic; Code DB | 22045 |
| 5.7L V8 350 CID | 1982-1986 | Base, High Sierra, Sierra Classic; Spring Code-DA | 22049 |
| 5.7L V8 350 CID | 1983-1984 | Base, High Sierra, Sierra Classic; Code CM,FC,KC | 22045 |
| 5.7L V8 350 CID | 1985-1986 | Base; Code DB | 22045 |
| 5.7L V8 350 CID | 1985-1986 | Base; Code DM,GZ | 22045 |
| 5.7L V8 350 CID | 1985-1986 | High Sierra; Code DB | 22045 |
| 5.7L V8 350 CID | 1985-1986 | High Sierra; Code DM,GZ | 22045 |
| 5.7L V8 350 CID | 1985-1986 | Sierra Classic; Code DB | 22045 |
| 5.7L V8 350 CID | 1985-1986 | Sierra Classic; Code DM,GZ | 22045 |
| 5.7L V8 350 CID | 1988-1993 | Sierra, Sierra SLE, Sierra SLX; Code GJ,HS | 22145 |
| 5.7L V8 350 CID | 1988-1993 | Sierra, Sierra SLX; Code AR,AX,BD,GP,HK,JM | 22140 |
| 5.7L V8 350 CID | 1988-1993 | Sierra, Sierra SLX; Code DD,GG,GN | 22153 |
| 5.7L V8 350 CID | 1988-1995 | Sierra SLE; Code AR,AX,BD,GP,HK,JM | 22140 |
| 5.7L V8 350 CID | 1988-1995 | Sierra SLE; Code DD,GG,GN | 22153 |
| 5.7L V8 350 CID | 1990-1991 | Sierra, Sierra SLE, Sierra SLX; Code HS | 22145 |
| 5.7L V8 350 CID | 1993-1995 | Sierra SLE; Code GK | 22142 |
| 5.7L V8 350 CID | 1994-1995 | Sierra SL, Sierra SLE, Sierra SLT, Sierra Special; Code BT,GM,HL | 22149 |
| 5.7L V8 350 CID | 1994-1995 | Sierra SL, Sierra SLT, Sierra Special; Code AR,AX,BD,GP,HK,JM | 22140 |
| 5.7L V8 350 CID | 1994-1995 | Sierra SL, Sierra SLT, Sierra Special; Code DD,GG,GN | 22153 |
| 5.7L V8 350 CID | 1994-1995 | Sierra SL, Sierra SLT, Sierra Special; Code GK | 22142 |
| 5.7L V8 350 CID | 1996-1998 | Sierra Special; Exc.Air Cond | 22162 |
| 5.7L V8 350 CID | 1996-1999 | Sierra SL, Sierra SLE, Sierra SLT; Exc.Air Cond | 22162 |
| 5.7L V8 350 CID | 1998-1999 | Sierra SL, Sierra SLE, Sierra SLT; For A/C Belt | 22158 |
| 5.7L V8 5736cc 350 CID | 1975-1977 | | 22049 |
| 5.7L V8 5736cc 350 CID | 1978-1979 | Base, High Sierra, Sierra Classic, Sierra Grande, Street Coupe | 22049 |
| 6.2L V8 379 CID | 1982 | Base, High Sierra, Sierra Classic, Sierra Grande, Street Coupe; Code AY | 22602 |
| 6.2L V8 379 CID | 1982 | Sierra Grande; Code AW | 22052 |
| 6.2L V8 379 CID | 1982 | Sierra Grande; Code DT | 22052 |
| 6.2L V8 379 CID | 1982 | Street Coupe; Code AW | 22052 |
| 6.2L V8 379 CID | 1982 | Street Coupe; Code DT | 22052 |
| 6.2L V8 379 CID | 1983 | Base, High Sierra, Sierra Classic; Code ACC | 22052 |
| 6.2L V8 379 CID | 1982-1984 | Base; Code AW | 22052 |
| 6.2L V8 379 CID | 1982-1984 | Base; Code DT | 22052 |
| 6.2L V8 379 CID | 1982-1984 | High Sierra; Code AW | 22052 |
| 6.2L V8 379 CID | 1982-1984 | High Sierra; Code DT | 22052 |
| 6.2L V8 379 CID | 1982-1984 | Sierra Classic; Code AW | 22052 |
| 6.2L V8 379 CID | 1982-1984 | Sierra Classic; Code DT | 22052 |
| 6.2L V8 379 CID | 1983-1984 | Base; Code ABC | 22052 |
| 6.2L V8 379 CID | 1983-1984 | High Sierra; Code ABC | 22052 |
| 6.2L V8 379 CID | 1983-1984 | Sierra Classic; Code ABC | 22052 |

| Engine | Years | Application | USMW |
|------------------------|-----------|--|-------|
| 6.2L V8 379 CID | 1985-1986 | Base; Code ABC,DT | 22052 |
| 6.2L V8 379 CID | 1985-1986 | Base; Code AW,HT | 22052 |
| 6.2L V8 379 CID | 1985-1986 | High Sierra; Code ABC,DT | 22052 |
| 6.2L V8 379 CID | 1985-1986 | High Sierra; Code AW,HT | 22052 |
| 6.2L V8 379 CID | 1985-1986 | Sierra Classic; Code ABC,DT | 22052 |
| 6.2L V8 379 CID | 1985-1986 | Sierra Classic; Code AW,HT | 22052 |
| 6.2L V8 379 CID | 1988-1993 | Sierra, Sierra SLE, Sierra SLX | 22154 |
| 6.5L V8 395 CID | 1997 | Sierra GT, Sierra SL, Sierra SLE, Sierra SLT, Sierra Special | 22613 |
| 6.5L V8 395 CID | 1994-1996 | Sierra SL, Sierra SLE, Sierra SLT, Sierra Special | 22605 |
| 6.5L V8 6474cc 395 CID | 1995-1977 | | 22605 |
| 6.6L V8 400 CID | 1979 | | 22045 |
| 6.6L V8 400 CID | 1980 | Base, Heavy Half, High Sierra, Sierra Classic, Sierra Grande, Street Coupe | 22045 |
| 6.6L V8 6556cc 400 CID | 1976-1977 | | 22051 |
| 6.6L V8 6556cc 400 CID | 1978-1977 | Base, High Sierra, Sierra Classic, Sierra Grande, Street Coupe | 22051 |
| 7.4L V8 454 CID | 1979 | | 22045 |
| 7.4L V8 454 CID | 1980 | Base, Heavy Half, High Sierra, Sierra Classic, Sierra Grande, Street Coupe | 22045 |
| 7.4L V8 7441cc 454 CID | 1975-1978 | | 22051 |
| C1500 (MEX) | | | |
| 5.7L V8 5700cc 350 CID | 1987-1978 | ; With 3.42 or lower rear axle ratio | 22054 |
| 5.7L V8 5700cc 350 CID | 1987-1978 | ; With 3.73 or higher rear axle ratio | 22045 |
| 5.7L V8 5700cc 350 CID | 1987-1978 | ; With 3.73 or higher rear axle ratio | 22051 |
| C1500 SUBURBAN | | | |
| 4.1L L6 250 CID | 1980 | Base; Exc.Air Cond | 22043 |
| 4.1L L6 250 CID | 1980 | Base; For A/C Belt | 22043 |
| 4.1L L6 250 CID | 1980 | High Sierra; Exc.Air Cond | 22043 |
| 4.1L L6 250 CID | 1980 | High Sierra; For A/C Belt | 22043 |
| 4.1L L6 250 CID | 1980 | Sierra Classic; Exc.Air Cond | 22043 |
| 4.1L L6 250 CID | 1980 | Sierra Classic; For A/C Belt | 22043 |
| 4.1L L6 250 CID | 1980 | Sierra Grande; Exc.Air Cond | 22043 |
| 4.1L L6 250 CID | 1980 | Sierra Grande; For A/C Belt | 22043 |
| 5.0L V8 305 CID | 1979 | | 22045 |
| 5.0L V8 305 CID | 1980 | Base, High Sierra, Sierra Classic, Sierra Grande; Code FC | 22049 |
| 5.0L V8 305 CID | 1981 | Base; Code FC | 22049 |
| 5.0L V8 305 CID | 1981 | Base; Spring Code-DA | 22049 |
| 5.0L V8 305 CID | 1981 | High Sierra; Code FC | 22049 |
| 5.0L V8 305 CID | 1981 | High Sierra; Spring Code-DA | 22049 |
| 5.0L V8 305 CID | 1981 | Sierra Classic; Code FC | 22049 |
| 5.0L V8 305 CID | 1981 | Sierra Classic; Spring Code-DA | 22049 |
| 5.0L V8 305 CID | 1981 | Sierra Grande; Code FC | 22049 |
| 5.0L V8 305 CID | 1982 | Base, High Sierra, Sierra Classic, Sierra Grande; Code CM,FC | 22049 |
| 5.0L V8 305 CID | 1982 | Sierra Grande; Code DB | 22045 |
| 5.0L V8 305 CID | 1984 | Base, High Sierra, Sierra Classic; Code DM | 22045 |
| 5.0L V8 305 CID | 1980-1981 | Base; Code AM | 22045 |
| 5.0L V8 305 CID | 1980-1981 | Base; Code CB,CU,CX,FB | 22045 |
| 5.0L V8 305 CID | 1980-1981 | Base; Code DD | 22045 |
| 5.0L V8 305 CID | 1980-1981 | High Sierra; Code AM | 22045 |
| 5.0L V8 305 CID | 1980-1981 | High Sierra; Code CB,CU,CX,FB | 22045 |
| 5.0L V8 305 CID | 1980-1981 | High Sierra; Code DD | 22045 |
| 5.0L V8 305 CID | 1980-1981 | Sierra Classic; Code AM | 22045 |
| 5.0L V8 305 CID | 1980-1981 | Sierra Classic; Code CB,CU,CX,FB | 22045 |
| 5.0L V8 305 CID | 1980-1981 | Sierra Grande; Code DD | 22045 |
| 5.0L V8 305 CID | 1980-1981 | Sierra Grande; Code AM | 22045 |
| 5.0L V8 305 CID | 1980-1981 | Sierra Grande; Code CB,CU,CX,FB | 22045 |
| 5.0L V8 305 CID | 1981-1982 | Sierra Grande; Spring Code-DA | 22049 |
| 5.0L V8 305 CID | 1982-1986 | Base, High Sierra, Sierra Classic; Code DB | 22045 |
| 5.0L V8 305 CID | 1982-1986 | Base, High Sierra, Sierra Classic; Spring Code-DA | 22049 |
| 5.0L V8 305 CID | 1983-1984 | Base, High Sierra, Sierra Classic; Code CM,FC,KC | 22045 |
| 5.0L V8 305 CID | 1985-1986 | Base; Code CM,FC,HD,KC | 22045 |
| 5.0L V8 305 CID | 1985-1986 | Base; Code DM,GZ | 22045 |
| 5.0L V8 305 CID | 1985-1986 | High Sierra; Code CM,FC,HD,KC | 22045 |
| 5.0L V8 305 CID | 1985-1986 | High Sierra; Code DM,GZ | 22045 |
| 5.0L V8 305 CID | 1985-1986 | Sierra Classic; Code CM,FC,HD,KC | 22045 |



FAN CLUTCH APPLICATION GUIDE



| Engine | Years | Application | USMW |
|-------------------------------|-----------|--|-------|
| GMC (CONT.) | | | |
| C1500 SUBURBAN (CONT.) | | | |
| 5.0L V8 305 CID | 1985-1986 | Sierra Classic; Code DM,GZ | 22045 |
| 5.7L V8 350 CID | 1979 | | 22045 |
| 5.7L V8 350 CID | 1981 | Base, High Sierra, Sierra Classic, Sierra Grande; Spring Code-DA | 22049 |
| 5.7L V8 350 CID | 1982 | Base, High Sierra, Sierra Classic, Sierra Grande; Code CM,FC | 22049 |
| 5.7L V8 350 CID | 1982 | Sierra Grande; Code DB | 22045 |
| 5.7L V8 350 CID | 1982 | Sierra Grande; Spring Code-DA | 22049 |
| 5.7L V8 350 CID | 1984 | Base, High Sierra, Sierra Classic; Code DM | 22045 |
| 5.7L V8 350 CID | 1985 | Base | 22045 |
| 5.7L V8 350 CID | 1985 | Base, High Sierra, Sierra Classic; Code CM,FC,HD,KC | 22042 |
| 5.7L V8 350 CID | 1985 | Base, High Sierra, Sierra Classic; Stamped #DA | 22049 |
| 5.7L V8 350 CID | 1985 | Base; Code HD | 22045 |
| 5.7L V8 350 CID | 1985 | High Sierra | 22045 |
| 5.7L V8 350 CID | 1985 | High Sierra; Code HD | 22045 |
| 5.7L V8 350 CID | 1985 | Sierra Classic | 22045 |
| 5.7L V8 350 CID | 1985 | Sierra Classic; Code HD | 22045 |
| 5.7L V8 350 CID | 1986 | Base; Code CM,FC,HD,KC | 22045 |
| 5.7L V8 350 CID | 1986 | High Sierra; Code CM,FC,HD,KC | 22045 |
| 5.7L V8 350 CID | 1986 | Sierra Classic; Code CM,FC,HD,KC | 22045 |
| 5.7L V8 350 CID | 1995 | SLT; Code AR,AX,BD,GP,HK,JM | 22140 |
| 5.7L V8 350 CID | 1995 | SLT; Code BT,GM,HL | 22149 |
| 5.7L V8 350 CID | 1995 | SLT; Code DD,GG,GN | 22153 |
| 5.7L V8 350 CID | 1995 | SLT; Code GK | 22142 |
| 5.7L V8 350 CID | 1980-1981 | Base; Code AM | 22045 |
| 5.7L V8 350 CID | 1980-1981 | Base; Code CB,CU,CX,FB | 22045 |
| 5.7L V8 350 CID | 1980-1981 | Base; Code DD | 22045 |
| 5.7L V8 350 CID | 1980-1981 | High Sierra; Code AM | 22045 |
| 5.7L V8 350 CID | 1980-1981 | High Sierra; Code CB,CU,CX,FB | 22045 |
| 5.7L V8 350 CID | 1980-1981 | High Sierra; Code DD | 22045 |
| 5.7L V8 350 CID | 1980-1981 | Sierra Classic; Code AM | 22045 |
| 5.7L V8 350 CID | 1980-1981 | Sierra Classic; Code CB,CU,CX,FB | 22045 |
| 5.7L V8 350 CID | 1980-1981 | Sierra Classic; Code DD | 22045 |
| 5.7L V8 350 CID | 1980-1981 | Sierra Grande; Code AM | 22045 |
| 5.7L V8 350 CID | 1980-1981 | Sierra Grande; Code CB,CU,CX,FB | 22045 |
| 5.7L V8 350 CID | 1980-1982 | Sierra Grande; Code DD | 22045 |
| 5.7L V8 350 CID | 1982-1983 | Base, High Sierra, Sierra Classic; Code DD | 22045 |
| 5.7L V8 350 CID | 1982-1984 | Base, High Sierra, Sierra Classic; Code DB | 22045 |
| 5.7L V8 350 CID | 1982-1986 | Base, High Sierra, Sierra Classic; Spring Code-DA | 22049 |
| 5.7L V8 350 CID | 1983-1984 | Base, High Sierra, Sierra Classic; Code CM,FC,KC | 22045 |
| 5.7L V8 350 CID | 1985-1986 | Base; Code DB | 22045 |
| 5.7L V8 350 CID | 1985-1986 | Base; Code DM,GZ | 22045 |
| 5.7L V8 350 CID | 1985-1986 | High Sierra; Code DB | 22045 |
| 5.7L V8 350 CID | 1985-1986 | High Sierra; Code DM,GZ | 22045 |
| 5.7L V8 350 CID | 1985-1986 | Sierra Classic; Code DB | 22045 |
| 5.7L V8 350 CID | 1985-1986 | Sierra Classic; Code DM,GZ | 22045 |
| 5.7L V8 350 CID | 1992-1993 | Base, SLE; Code GJ,HS | 22145 |
| 5.7L V8 350 CID | 1992-1995 | Base, SLE; Code AR,AX,BD,GP,HK,JM | 22140 |
| 5.7L V8 350 CID | 1992-1995 | Base, SLE; Code DD,GG,GN | 22153 |
| 5.7L V8 350 CID | 1993-1995 | Base, SLE; Code GK | 22142 |
| 5.7L V8 350 CID | 1994-1995 | Base, SLE; Code BT,GM,HL | 22149 |
| 5.7L V8 350 CID | 1996-1999 | Base, SLE, SLT | 22158 |
| 5.7L V8 350 CID | 1996-1999 | Base, SLE, SLT; Exc.Air Cond | 22162 |
| 6.2L V8 379 CID | 1982 | Base, High Sierra, Sierra Classic, Sierra Grande; Code AY | 22602 |
| 6.2L V8 379 CID | 1982 | Sierra Grande; Code DT | 22052 |
| 6.2L V8 379 CID | 1983 | Base, High Sierra, Sierra Classic; Code ACC | 22052 |
| 6.2L V8 379 CID | 1982-1984 | Base, High Sierra, Sierra Classic; Code DT | 22052 |
| 6.2L V8 379 CID | 1983-1984 | Base; Code ABC | 22052 |
| 6.2L V8 379 CID | 1983-1984 | Base; Code AW | 22052 |
| 6.2L V8 379 CID | 1983-1984 | High Sierra; Code ABC | 22052 |
| 6.2L V8 379 CID | 1983-1984 | High Sierra; Code AW | 22052 |
| 6.2L V8 379 CID | 1983-1984 | Sierra Classic; Code ABC | 22052 |
| 6.2L V8 379 CID | 1983-1984 | Sierra Classic; Code AW | 22052 |
| 6.2L V8 379 CID | 1985-1986 | Base; Code ABC,DT | 22052 |
| 6.2L V8 379 CID | 1985-1986 | Base; Code AW,HT | 22052 |

| Engine | Years | Application | USMW |
|---------------------------|-----------|--|-------|
| 6.2L V8 379 CID | 1985-1986 | High Sierra; Code ABC,DT | 22052 |
| 6.2L V8 379 CID | 1985-1986 | High Sierra; Code AW,HT | 22052 |
| 6.2L V8 379 CID | 1985-1986 | Sierra Classic; Code ABC,DT | 22052 |
| 6.2L V8 379 CID | 1985-1986 | Sierra Classic; Code AW,HT | 22052 |
| 6.5L V8 395 CID | 1999 | Base, SLE, SLT; Code GCP | 22613 |
| 6.5L V8 395 CID | 1999 | Base, SLE, SLT; Code GDF | 22614 |
| 6.5L V8 395 CID | 1995-1996 | Base, SLE, SLT | 22605 |
| 6.5L V8 395 CID | 1997-1998 | Base, SLE, SLT | 22613 |
| 7.4L V8 454 CID | 1979 | | 22045 |
| 7.4L V8 454 CID | 1980 | Base, High Sierra, Sierra Classic, Sierra Grande | 22045 |
| C25 | | | |
| 5.7L V8 350 CID | 1975-1978 | Base, High Sierra, Sierra Classic, Sierra Grande | 22045 |
| 6.6L V8 400 CID | 1976-1978 | Base, High Sierra, Sierra Classic, Sierra Grande | 22045 |
| 7.4L V8 454 CID | 1975-1978 | Base, High Sierra, Sierra Classic, Sierra Grande | 22045 |
| C25/C2500 PICKUP | | | |
| 4.1L L6 250 CID | 1968-1974 | | 22045 |
| 4.1L L6 4097cc 250 CID | 1968-1974 | | 22045 |
| 4.1L L6 4098cc 250 CID | 1972-1974 | | 22045 |
| 4.8L L6 292 CID | 1968-1974 | | 22045 |
| 4.8L L6 4786cc 292 CID | 1973-1974 | | 22045 |
| 4.8L L6 4801cc 292 CID | 1968-1974 | | 22045 |
| 5.0L V6 305 CID | 1968-1969 | | 22045 |
| 5.0L V6 5012cc 305 CID | 1968-1969 | | 22045 |
| 5.0L V8 307 CID | 1968-1973 | | 22045 |
| 5.0L V8 5031cc 307 CID | 1968-1973 | | 22045 |
| 5.7L V6 5753cc 351 CID | 1968 | | 22045 |
| 5.7L V8 350 CID | 1969-1974 | | 22045 |
| 5.7L V8 5736cc 350 CID | 1969-1974 | | 22045 |
| 5.7L V8 5737cc 350 CID | 1974 | | 22045 |
| 6.5L V8 396 CID | 1968-1969 | | 22045 |
| 6.5L V8 6489cc 396 CID | 1968-1969 | | 22045 |
| 6.6L V8 402 CID | 1970-1972 | | 22045 |
| 6.6L V8 6588cc 402 CID | 1970-1972 | | 22045 |
| 7.4L V8 454 CID | 1973-1974 | | 22045 |
| 7.4L V8 7439cc 454 CID | 1973-1974 | | 22045 |
| 7.4L V8 7441cc 454 CID | 1973-1974 | | 22045 |
| C25/C2500 SUBURBAN | | | |
| 4.1L L6 250 CID | 1968-1974 | | 22045 |
| 4.1L L6 4097cc 250 CID | 1968-1974 | | 22045 |
| 4.1L L6 4098cc 250 CID | 1972-1974 | | 22045 |
| 4.8L L6 292 CID | 1968-1974 | | 22045 |
| 4.8L L6 4786cc 292 CID | 1973-1974 | | 22045 |
| 4.8L L6 4801cc 292 CID | 1968-1974 | | 22045 |
| 5.0L V6 305 CID | 1969 | | 22045 |
| 5.0L V6 5012cc 305 CID | 1968-1969 | | 22045 |
| 5.0L V8 307 CID | 1968-1973 | | 22045 |
| 5.0L V8 5031cc 307 CID | 1968-1973 | | 22045 |
| 5.7L V6 5753cc 351 CID | 1968 | | 22045 |
| 5.7L V8 350 CID | 1969-1972 | | 22045 |
| 5.7L V8 5736cc 350 CID | 1969-1974 | | 22045 |
| 5.7L V8 5737cc 350 CID | 1972-1974 | | 22045 |
| 6.5L V8 396 CID | 1968-1969 | | 22045 |
| 6.5L V8 6489cc 396 CID | 1968-1969 | | 22045 |
| 6.6L V8 402 CID | 1970-1972 | | 22045 |
| 6.6L V8 6588cc 402 CID | 1970-1972 | | 22045 |
| 7.4L V8 454 CID | 1974 | | 22045 |
| 7.4L V8 7439cc 454 CID | 1973-1974 | | 22045 |
| 7.4L V8 7441cc 454 CID | 1974 | | 22045 |
| C2500 | | | |
| 3.8L L6 3770cc 230 CID | 1964-1965 | | 22049 |
| 4.1L L6 250 CID | 1979 | | 22045 |
| 4.1L L6 250 CID | 1980-1982 | Sierra Grande; Exc.Air Cond | 22043 |
| 4.1L L6 250 CID | 1980-1982 | Sierra Grande; For A/C Belt | 22043 |
| 4.1L L6 250 CID | 1980-1984 | Base; Exc.Air Cond | 22043 |
| 4.1L L6 250 CID | 1980-1984 | Base; For A/C Belt | 22043 |
| 4.1L L6 250 CID | 1980-1984 | High Sierra; Exc.Air Cond | 22043 |
| 4.1L L6 250 CID | 1980-1984 | High Sierra; For A/C Belt | 22043 |
| 4.1L L6 250 CID | 1980-1984 | Sierra Classic; Exc.Air Cond | 22043 |
| 4.1L L6 250 CID | 1980-1984 | Sierra Classic; For A/C Belt | 22043 |

| Engine | Years | Application | USMW |
|------------------------|-----------|--|--------------|
| GMC (CONT.) | | | |
| C2500 (CONT.) | | | |
| 4.1L L6 4098cc 250 CID | 1967-1977 | | 21049 |
| 4.3L V6 262 CID | 1993 | Sierra, Sierra SLX; Code GK | 22142 |
| 4.3L V6 262 CID | 1985-1986 | Base, High Sierra, Sierra Classic; Spring Code-DA | 22049 |
| 4.3L V6 262 CID | 1985-1986 | Base; Code DM,GZ | 22045 |
| 4.3L V6 262 CID | 1985-1986 | Base; Code HG | 22045 |
| 4.3L V6 262 CID | 1985-1986 | High Sierra; Code DM,GZ | 22045 |
| 4.3L V6 262 CID | 1985-1986 | High Sierra; Code HG | 22045 |
| 4.3L V6 262 CID | 1985-1986 | Sierra Classic; Code DM,GZ | 22045 |
| 4.3L V6 262 CID | 1985-1986 | Sierra Classic; Code HG | 22045 |
| 4.3L V6 262 CID | 1988-1993 | Sierra, Sierra SLE, Sierra SLX; Code GJ,HS | 22145 |
| 4.3L V6 262 CID | 1988-1993 | Sierra, Sierra SLX; Code AR,AX,BD,GP,HK,JM | 22140 |
| 4.3L V6 262 CID | 1988-1993 | Sierra, Sierra SLX; Code DD,GG,GN | 22153 |
| 4.3L V6 262 CID | 1988-1995 | Sierra SLE; Code AR,AX,BD,GP,HK,JM | 22140 |
| 4.3L V6 262 CID | 1988-1995 | Sierra SLE; Code DD,GG,GN | 22153 |
| 4.3L V6 262 CID | 1990-1991 | Sierra, Sierra SLE, Sierra SLX; Code HS | 22145 |
| 4.3L V6 262 CID | 1993-1995 | Sierra SLE; Code GK | 22142 |
| 4.3L V6 262 CID | 1994-1995 | Sierra SL, Sierra SLE; Code BT,GM,HL | 22149 |
| 4.3L V6 262 CID | 1994-1995 | Sierra SL; Code AR,AX,BD,GP,HK,JM | 22140 |
| 4.3L V6 262 CID | 1994-1995 | Sierra SL; Code DD,GG,GN | 22153 |
| 4.3L V6 262 CID | 1994-1995 | Sierra SL; Code GK | 22142 |
| 4.6L V8 4663cc 283 CID | 1967-1977 | | 21049 |
| 4.6L V8 4663cc 283 CID | 1967-1977 | | 22049 |
| 4.8L L6 292 CID | 1979 | | 22045 |
| 4.8L L6 292 CID | 1982 | Sierra Grande | 22043 |
| 4.8L L6 292 CID | 1984 | Base, High Sierra, Sierra Classic; Exc.Air Cond | 22043 |
| 4.8L L6 292 CID | 1984 | Base, High Sierra, Sierra Classic; For A/C Belt | 22045 |
| 4.8L L6 292 CID | 1980-1981 | Base, High Sierra, Sierra Classic, Sierra Grande; Exc.Air Cond | 22043 |
| 4.8L L6 292 CID | 1980-1981 | Base, High Sierra, Sierra Classic, Sierra Grande; For A/C Belt | 22049 |
| 4.8L L6 292 CID | 1982-1983 | Base, High Sierra, Sierra Classic | 22043 |
| 4.8L L6 292 CID | 1985-1986 | Base, High Sierra, Sierra Classic | 22045 |
| 4.8L L6 4786cc 292 CID | 1967-1977 | | 21049 |
| 4.8L L6 4786cc 292 CID | 1967-1977 | | 22049 |
| 5.0L V6 4999cc 305 CID | 1961-1967 | | 22049 |
| 5.0L V6 4999cc 305 CID | 1967-1977 | | 21049 |
| 5.0L V8 305 CID | 1979 | | 22045 |
| 5.0L V8 305 CID | 1982 | Base, High Sierra, Sierra Classic, Sierra Grande; Code CM,FC | 22049 |
| 5.0L V8 305 CID | 1982 | Sierra Grande; Code DB | 22045 |
| 5.0L V8 305 CID | 1984 | Base, High Sierra, Sierra Classic; Code DM | 22045 |
| 5.0L V8 305 CID | 1986 | Base, High Sierra, Sierra Classic; Spring Code-DA | 22045 |
| 5.0L V8 305 CID | 1990 | Sierra, Sierra SLE, Sierra SLX; Code HS | 22145 |
| 5.0L V8 305 CID | 1997 | Sierra SL, Sierra SLE, Sierra SLT; For A/C Belt | 22158 |
| 5.0L V8 305 CID | 1980-1981 | Base, High Sierra, Sierra Classic, Sierra Grande; Code FC | 22049 |
| 5.0L V8 305 CID | 1980-1981 | Base; Code AM | 22045 |
| 5.0L V8 305 CID | 1980-1981 | Base; Code CB,CU,CX,FB | 22045 |
| 5.0L V8 305 CID | 1980-1981 | Base; Code DD | 22045 |
| 5.0L V8 305 CID | 1980-1981 | High Sierra; Code AM | 22045 |
| 5.0L V8 305 CID | 1980-1981 | High Sierra; Code CB,CU,CX,FB | 22045 |
| 5.0L V8 305 CID | 1980-1981 | High Sierra; Code DD | 22045 |
| 5.0L V8 305 CID | 1980-1981 | Sierra Classic; Code AM | 22045 |
| 5.0L V8 305 CID | 1980-1981 | Sierra Classic; Code CB,CU,CX,FB | 22045 |
| 5.0L V8 305 CID | 1980-1981 | Sierra Classic; Code DD | 22045 |
| 5.0L V8 305 CID | 1980-1981 | Sierra Grande; Code AM | 22045 |
| 5.0L V8 305 CID | 1980-1981 | Sierra Grande; Code CB,CU,CX,FB | 22045 |
| 5.0L V8 305 CID | 1980-1981 | Sierra Grande; Code DD | 22045 |
| 5.0L V8 305 CID | 1981-1982 | Sierra Grande; Spring Code-DA | 22049 |
| 5.0L V8 305 CID | 1981-1985 | Base, High Sierra, Sierra Classic; Spring Code-DA | 22049 |
| 5.0L V8 305 CID | 1982-1986 | Base, High Sierra, Sierra Classic; Code DB | 22045 |
| 5.0L V8 305 CID | 1983-1984 | Base, High Sierra, Sierra Classic; Code CM,FC,KC | 22045 |
| 5.0L V8 305 CID | 1985-1986 | Base, High Sierra, Sierra Classic; Code DM,GZ | 22045 |
| 5.0L V8 305 CID | 1988-1989 | Sierra, Sierra SLE, Sierra SLX; Code HS,GJ | 22145 |
| 5.0L V8 305 CID | 1988-1993 | Sierra, Sierra SLX; Code AR,AX,BD,GP,HK,JM | 22140 |
| 5.0L V8 305 CID | 1988-1993 | Sierra, Sierra SLX; Code DD,GG,GN | 22153 |
| 5.0L V8 305 CID | 1988-1995 | Sierra SLE; Code AR,AX,BD,GP,HK,JM | 22140 |

| Engine | Years | Application | USMW |
|------------------------|-----------|--|--------------|
| 5.0L V8 305 CID | 1988-1995 | Sierra SLE; Code DD,GG,GN | 22153 |
| 5.0L V8 305 CID | 1992-1993 | Sierra, Sierra SLX; Code BT,GM,HL | 22149 |
| 5.0L V8 305 CID | 1992-1995 | Sierra SLE; Code BT,GM,HL | 22149 |
| 5.0L V8 305 CID | 1994-1995 | Sierra SL, Sierra SLT; Code AR,AX,BD,GP,HK,JM | 22140 |
| 5.0L V8 305 CID | 1994-1995 | Sierra SL, Sierra SLT; Code BT,GM,HL | 22149 |
| 5.0L V8 305 CID | 1994-1995 | Sierra SL, Sierra SLT; Code DD,GG,GN | 22153 |
| 5.0L V8 305 CID | 1996-1998 | Sierra SL, Sierra SLE, Sierra SLT | 22158 |
| 5.0L V8 305 CID | 1996-1998 | Sierra SL, Sierra SLE, Sierra SLT; Exc.Air Cond | 22162 |
| 5.0L V8 4998cc 305 CID | 1977-1967 | | 21049 |
| 5.0L V8 4998cc 305 CID | 1978-1967 | | 22049 |
| 5.3L V8 5360cc 327 CID | 1968-1967 | | 21049 |
| 5.7L V8 350 CID | 1979 | | 22045 |
| 5.7L V8 350 CID | 1980 | Base | 22045 |
| 5.7L V8 350 CID | 1980 | Base; Code DM | 22045 |
| 5.7L V8 350 CID | 1980 | High Sierra | 22045 |
| 5.7L V8 350 CID | 1980 | High Sierra; Code DM | 22045 |
| 5.7L V8 350 CID | 1980 | Sierra Classic | 22045 |
| 5.7L V8 350 CID | 1980 | Sierra Classic; Code DM | 22045 |
| 5.7L V8 350 CID | 1982 | Base, High Sierra, Sierra Classic, Sierra Grande; Code CM,FC | 22049 |
| 5.7L V8 350 CID | 1982 | Sierra Grande; Code DB | 22045 |
| 5.7L V8 350 CID | 1982 | Sierra Grande; Code DD | 22045 |
| 5.7L V8 350 CID | 1985 | Base, High Sierra, Sierra Classic; Code CM,FC,HD,KC | 22042 |
| 5.7L V8 350 CID | 1985 | Base, High Sierra, Sierra Classic; Code HD | 22045 |
| 5.7L V8 350 CID | 1986 | Base, High Sierra, Sierra Classic; Code CM,FC,HD,KC | 22045 |
| 5.7L V8 350 CID | 1993 | Sierra, Sierra SLE, Sierra SLX; Code GK | 22142 |
| 5.7L V8 350 CID | 1980-1981 | Base; Code AM | 22045 |
| 5.7L V8 350 CID | 1980-1981 | Base; Code CB,CU,CX,FB | 22045 |
| 5.7L V8 350 CID | 1980-1981 | High Sierra; Code AM | 22045 |
| 5.7L V8 350 CID | 1980-1981 | High Sierra; Code CB,CU,CX,FB | 22045 |
| 5.7L V8 350 CID | 1980-1981 | Sierra Classic; Code AM | 22045 |
| 5.7L V8 350 CID | 1980-1981 | Sierra Classic; Code CB,CU,CX,FB | 22045 |
| 5.7L V8 350 CID | 1980-1981 | Sierra Grande; Code AM | 22045 |
| 5.7L V8 350 CID | 1980-1981 | Sierra Grande; Code CB,CU,CX,FB | 22045 |
| 5.7L V8 350 CID | 1980-1982 | Sierra Grande; Code DM | 22045 |
| 5.7L V8 350 CID | 1981-1982 | Sierra Grande; Spring Code-DA | 22049 |
| 5.7L V8 350 CID | 1981-1984 | Base, High Sierra, Sierra Classic; Code DM | 22045 |
| 5.7L V8 350 CID | 1981-1986 | Base, High Sierra, Sierra Classic; Spring Code-DA | 22049 |
| 5.7L V8 350 CID | 1982-1983 | Base, High Sierra, Sierra Classic; Code DD | 22045 |
| 5.7L V8 350 CID | 1982-1986 | Base, High Sierra, Sierra Classic; Code DB | 22045 |
| 5.7L V8 350 CID | 1983-1984 | Base, High Sierra, Sierra Classic; Code CM,FC,KC | 22045 |
| 5.7L V8 350 CID | 1985-1986 | Base, High Sierra, Sierra Classic; Code DM,GZ | 22045 |
| 5.7L V8 350 CID | 1988-1993 | Sierra, Sierra SLE, Sierra SLX; Code AR,AX,BD,GP,HK,JM | 22140 |
| 5.7L V8 350 CID | 1988-1993 | Sierra, Sierra SLE, Sierra SLX; Code DD,GG,GN | 22153 |
| 5.7L V8 350 CID | 1988-1993 | Sierra, Sierra SLE, Sierra SLX; Code GJ,HS | 22145 |
| 5.7L V8 350 CID | 1990-1991 | Sierra, Sierra SLE, Sierra SLX; Code HS | 22145 |
| 5.7L V8 350 CID | 1994-1995 | Sierra SL, Sierra SLE, Sierra SLT; Code AR,AX,BD,GP,HK,JM | 22140 |
| 5.7L V8 350 CID | 1994-1995 | Sierra SL, Sierra SLE, Sierra SLT; Code BT,GM,HL | 22149 |
| 5.7L V8 350 CID | 1994-1995 | Sierra SL, Sierra SLE, Sierra SLT; Code DD,GG,GN | 22153 |
| 5.7L V8 350 CID | 1994-1995 | Sierra SL, Sierra SLE, Sierra SLT; Code GK | 22142 |
| 5.7L V8 350 CID | 1996-2000 | Sierra SL, Sierra SLE, Sierra SLT; Exc.Air Cond | 22162 |
| 5.7L V8 350 CID | 1996-2000 | Sierra SL, Sierra SLE, Sierra SLT; For A/C Belt | 22158 |
| 5.7L V8 5736cc 350 CID | 1975-1977 | | 21049 |
| 5.7L V8 5736cc 350 CID | 1978-1977 | | 22049 |
| 6.2L V8 379 CID | 1982 | Base, High Sierra, Sierra Classic, Sierra Grande; Code AY | 22602 |
| 6.2L V8 379 CID | 1982 | Base, High Sierra, Sierra Classic; Code DT | 22052 |
| 6.2L V8 379 CID | 1982 | Sierra Grande; Code AW | 22052 |
| 6.2L V8 379 CID | 1982 | Sierra Grande; Code DT | 22052 |
| 6.2L V8 379 CID | 1982 | Sierra Grande; Code DT | 22052 |
| 6.2L V8 379 CID | 1983 | Base, High Sierra, Sierra Classic; Code ACC | 22052 |
| 6.2L V8 379 CID | 1985 | Base, High Sierra, Sierra Classic; Code ABC,DT | 22052 |
| 6.2L V8 379 CID | 1986 | Base, High Sierra, Sierra Classic; Code ABC | 22052 |
| 6.2L V8 379 CID | 1982-1984 | Base; Code AW | 22052 |
| 6.2L V8 379 CID | 1982-1984 | Base; Code DT | 22052 |

FAN CLUTCHES

| Engine | Years | Application | USMW |
|------------------------|-----------|--|-------|
| GMC (CONT.) | | | |
| C2500 (CONT.) | | | |
| 6.2L V8 379 CID | 1982-1984 | High Sierra; Code AW | 22052 |
| 6.2L V8 379 CID | 1982-1984 | High Sierra; Coode DT | 22052 |
| 6.2L V8 379 CID | 1982-1984 | Sierra Classic; Code AW | 22052 |
| 6.2L V8 379 CID | 1982-1984 | Sierra Classic; Coode DT | 22052 |
| 6.2L V8 379 CID | 1983-1984 | Base; Code ABC | 22052 |
| 6.2L V8 379 CID | 1983-1984 | High Sierra; Code ABC | 22052 |
| 6.2L V8 379 CID | 1983-1984 | Sierra Classic; Code ABC | 22052 |
| 6.2L V8 379 CID | 1985-1986 | Base; Code ABC,DT | 22052 |
| 6.2L V8 379 CID | 1985-1986 | Base; Code AW,HT | 22052 |
| 6.2L V8 379 CID | 1985-1986 | High Sierra; Code ABC,DT | 22052 |
| 6.2L V8 379 CID | 1985-1986 | High Sierra; Code AW,HT | 22052 |
| 6.2L V8 379 CID | 1985-1986 | Sierra Classic; Code ABC,DT | 22052 |
| 6.2L V8 379 CID | 1985-1986 | Sierra Classic; Code AW,HT | 22052 |
| 6.2L V8 379 CID | 1988-1993 | Sierra, Sierra SLE, Sierra SLX | 22154 |
| 6.5L V8 395 CID | 1999 | Sierra SL, Sierra SLE, Sierra SLT; Code GCP | 22613 |
| 6.5L V8 395 CID | 1999 | Sierra SL, Sierra SLE, Sierra SLT; Code GDF | 22614 |
| 6.5L V8 395 CID | 2000 | Sierra SL, Sierra SLE, Sierra SLT | 22614 |
| 6.5L V8 395 CID | 1992-1993 | Sierra, Sierra SLE, Sierra SLX | 22606 |
| 6.5L V8 395 CID | 1994-1996 | Sierra SL, Sierra SLE, Sierra SLT | 22605 |
| 6.5L V8 395 CID | 1997-1998 | Sierra SL, Sierra SLE, Sierra SLT | 22613 |
| 6.6L V8 400 CID | 1979 | | 22045 |
| 6.6L V8 6556cc 400 CID | 1978-1977 | | 22051 |
| 7.4L V8 454 CID | 1979 | | 22045 |
| 7.4L V8 454 CID | 1980 | Base, High Sierra, Sierra Classic, Sierra Grande | 22045 |
| 7.4L V8 454 CID | 1982 | Sierra Grande; Code DM | 22045 |
| 7.4L V8 454 CID | 1981-1982 | Sierra Grande; Code DK | 22045 |
| 7.4L V8 454 CID | 1981-1982 | Sierra Grande; Code FD | 22045 |
| 7.4L V8 454 CID | 1981-1984 | Base, High Sierra, Sierra Classic; Code DK | 22045 |
| 7.4L V8 454 CID | 1981-1986 | Base, High Sierra, Sierra Classic; Code FD | 22045 |
| 7.4L V8 454 CID | 1982-1984 | Base, High Sierra, Sierra Classic; Code DM | 22045 |
| 7.4L V8 454 CID | 1985-1986 | Base, High Sierra, Sierra Classic; Code DM,GZ | 22045 |
| 7.4L V8 454 CID | 1991-1993 | Sierra SLE; Code GD,HM,HN | 22145 |
| 7.4L V8 454 CID | 1991-1993 | Sierra SLE; Code GR,HG,HZ,JW | 22145 |
| 7.4L V8 454 CID | 1991-1993 | Sierra SLX; Code GD,HM,HN | 22145 |
| 7.4L V8 454 CID | 1991-1993 | Sierra SLX; Code GR,HG,HZ,JW | 22145 |
| 7.4L V8 454 CID | 1991-1993 | Sierra; Code GD,HM,HN | 22145 |
| 7.4L V8 454 CID | 1991-1993 | Sierra; Code GR,HG,HZ,JW | 22145 |
| 7.4L V8 454 CID | 1994-2000 | Sierra SL, Sierra SLE, Sierra SLT | 22145 |
| 7.4L V8 7441cc 454 CID | 1975-1978 | | 22051 |
| C2500 (MEX) | | | |
| 5.7L V8 5700cc 350 CID | 1985-1987 | ; With 3.42 or lower rear axle ratio | 22054 |
| 5.7L V8 5700cc 350 CID | 1985-1987 | ; With 3.73 or higher rear axle ratio | 22045 |
| 5.7L V8 5700cc 350 CID | 1985-1987 | ; With 3.73 or higher rear axle ratio | 22051 |
| 5.7L V8 5700cc 350 CID | 1988-1991 | With A/C | 22145 |
| 5.7L V8 5700cc 350 CID | 1988-1991 | With A/C | 22153 |
| 5.7L V8 5700cc 350 CID | 1988-1991 | Without A/C | 22142 |
| C2500 SUBURBAN | | | |
| 4.8L L6 292 CID | 1979 | | 22045 |
| 4.8L L6 292 CID | 1982 | Base, High Sierra, Sierra Classic, Sierra Grande | 22043 |
| 4.8L L6 292 CID | 1984 | Base, High Sierra, Sierra Classic; Exc.Air Cond | 22043 |
| 4.8L L6 292 CID | 1984 | Base, High Sierra, Sierra Classic; For A/C Belt | 22045 |
| 4.8L L6 292 CID | 1980-1981 | Base, High Sierra, Sierra Classic, Sierra Grande; Exc.Air Cond | 22043 |
| 4.8L L6 292 CID | 1980-1981 | Base, High Sierra, Sierra Classic, Sierra Grande; For A/C Belt | 22049 |
| 5.0L V8 305 CID | 1982 | Base, High Sierra, Sierra Classic, Sierra Grande; Code CM,FC | 22049 |
| 5.0L V8 305 CID | 1982 | Sierra Grande; Code DB | 22045 |
| 5.0L V8 305 CID | 1982 | Sierra Grande; Spring Code-DA | 22049 |
| 5.0L V8 305 CID | 1984 | Base, High Sierra, Sierra Classic; Code DM | 22045 |
| 5.0L V8 305 CID | 1982-1986 | Base, High Sierra, Sierra Classic; Code DB | 22045 |
| 5.0L V8 305 CID | 1982-1986 | Base, High Sierra, Sierra Classic; Spring Code-DA | 22049 |
| 5.0L V8 305 CID | 1983-1984 | Base, High Sierra, Sierra Classic; Code CM,FC,KC | 22045 |
| 5.0L V8 305 CID | 1985-1986 | Base, High Sierra, Sierra Classic; Code DM,GZ | 22045 |
| 5.7L V8 350 CID | 1979 | | 22045 |
| 5.7L V8 350 CID | 1980 | Base; Exc.Air Cond | 22049 |

| Engine | Years | Application | USMW |
|-----------------|-----------|--|-------|
| 5.7L V8 350 CID | 1980 | Base; For A/C Belt | 22049 |
| 5.7L V8 350 CID | 1980 | High Sierra; Exc.Air Cond | 22049 |
| 5.7L V8 350 CID | 1980 | High Sierra; For A/C Belt | 22049 |
| 5.7L V8 350 CID | 1980 | Sierra Classic; Exc.Air Cond | 22049 |
| 5.7L V8 350 CID | 1980 | Sierra Classic; For A/C Belt | 22049 |
| 5.7L V8 350 CID | 1980 | Sierra Grande; Exc.Air Cond | 22049 |
| 5.7L V8 350 CID | 1980 | Sierra Grande; For A/C Belt | 22049 |
| 5.7L V8 350 CID | 1982 | Base, High Sierra, Sierra Classic, Sierra Grande; Code CM,FC | 22049 |
| 5.7L V8 350 CID | 1982 | Sierra Grande; Code DB | 22045 |
| 5.7L V8 350 CID | 1982 | Sierra Grande; Code DD | 22045 |
| 5.7L V8 350 CID | 1985 | Base, High Sierra, Sierra Classic; Code CM,FC,HD,KC | 22042 |
| 5.7L V8 350 CID | 1985 | Base, High Sierra, Sierra Classic; Code HD | 22045 |
| 5.7L V8 350 CID | 1985 | Base, High Sierra, Sierra Classic; Stamped #DA | 22049 |
| 5.7L V8 350 CID | 1986 | Base, High Sierra, Sierra Classic; Code CM,FC,HD,KC | 22045 |
| 5.7L V8 350 CID | 1995 | SLT; Code AR,AX,BD,GP,HK,JM | 22140 |
| 5.7L V8 350 CID | 1995 | SLT; Code BT,GM,HL | 22149 |
| 5.7L V8 350 CID | 1995 | SLT; Code DD,GG,GN | 22153 |
| 5.7L V8 350 CID | 1995 | SLT; Code GK | 22142 |
| 5.7L V8 350 CID | 1980-1981 | Base; Code AM | 22045 |
| 5.7L V8 350 CID | 1980-1981 | Base; Code CB,CU,CX,FB | 22045 |
| 5.7L V8 350 CID | 1980-1981 | High Sierra; Code AM | 22045 |
| 5.7L V8 350 CID | 1980-1981 | High Sierra; Code CB,CU,CX,FB | 22045 |
| 5.7L V8 350 CID | 1980-1981 | Sierra Classic; Code AM | 22045 |
| 5.7L V8 350 CID | 1980-1981 | Sierra Classic; Code CB,CU,CX,FB | 22045 |
| 5.7L V8 350 CID | 1980-1981 | Sierra Grande; Code AM | 22045 |
| 5.7L V8 350 CID | 1980-1981 | Sierra Grande; Code CB,CU,CX,FB | 22045 |
| 5.7L V8 350 CID | 1980-1982 | Sierra Grande; Code DM | 22045 |
| 5.7L V8 350 CID | 1980-1984 | Base, High Sierra, Sierra Classic; Code DM | 22045 |
| 5.7L V8 350 CID | 1981-1982 | Sierra Grande; Spring Code-DA | 22049 |
| 5.7L V8 350 CID | 1981-1986 | Base, High Sierra, Sierra Classic; Spring Code-DA | 22049 |
| 5.7L V8 350 CID | 1982-1983 | Base, High Sierra, Sierra Classic; Code DD | 22045 |
| 5.7L V8 350 CID | 1982-1986 | Base, High Sierra, Sierra Classic; Code DB | 22045 |
| 5.7L V8 350 CID | 1983-1984 | Base, High Sierra, Sierra Classic; Code CM,FC,KC | 22045 |
| 5.7L V8 350 CID | 1985-1986 | Base, High Sierra, Sierra Classic; Code DM,GZ | 22045 |
| 5.7L V8 350 CID | 1992-1993 | Base, SLE; Code GJ,HS | 22145 |
| 5.7L V8 350 CID | 1992-1995 | Base, SLE; Code AR,AX,BD,GP,HK,JM | 22140 |
| 5.7L V8 350 CID | 1992-1995 | Base, SLE; Code DD,GG,GN | 22153 |
| 5.7L V8 350 CID | 1993-1995 | Base, SLE; Code GK | 22142 |
| 5.7L V8 350 CID | 1994-1995 | Base, SLE; Code BT,GM,HL | 22149 |
| 5.7L V8 350 CID | 1996-1999 | Base, SLE, SLT; Exc.Air Cond | 22162 |
| 5.7L V8 350 CID | 1996-1999 | Base, SLE, SLT; For A/C Belt | 22158 |
| 6.2L V8 379 CID | 1982 | Base, High Sierra, Sierra Classic, Sierra Grande; Code AY | 22602 |
| 6.2L V8 379 CID | 1982 | Base, High Sierra, Sierra Classic; Code DT | 22052 |
| 6.2L V8 379 CID | 1982 | Sierra Grande; Code AW | 22052 |
| 6.2L V8 379 CID | 1982 | Sierra Grande; Code DT | 22052 |
| 6.2L V8 379 CID | 1982 | Sierra Grande; Coode DT | 22052 |
| 6.2L V8 379 CID | 1983 | Base, High Sierra, Sierra Classic; Code ACC | 22052 |
| 6.2L V8 379 CID | 1982-1984 | Base; Code AW | 22052 |
| 6.2L V8 379 CID | 1982-1984 | Base; Coode DT | 22052 |
| 6.2L V8 379 CID | 1982-1984 | High Sierra; Code AW | 22052 |
| 6.2L V8 379 CID | 1982-1984 | High Sierra; Coode DT | 22052 |
| 6.2L V8 379 CID | 1982-1984 | Sierra Classic; Code AW | 22052 |
| 6.2L V8 379 CID | 1982-1984 | Sierra Classic; Coode DT | 22052 |
| 6.2L V8 379 CID | 1983-1984 | Base; Code ABC | 22052 |
| 6.2L V8 379 CID | 1983-1984 | High Sierra; Code ABC | 22052 |
| 6.2L V8 379 CID | 1985-1986 | Base; Code ABC,DT | 22052 |
| 6.2L V8 379 CID | 1985-1986 | Base; Code AW,HT | 22052 |
| 6.2L V8 379 CID | 1985-1986 | High Sierra; Code ABC,DT | 22052 |
| 6.2L V8 379 CID | 1985-1986 | High Sierra; Code AW,HT | 22052 |
| 6.2L V8 379 CID | 1985-1986 | Sierra Classic; Code ABC,DT | 22052 |
| 6.2L V8 379 CID | 1985-1986 | Sierra Classic; Code AW,HT | 22052 |
| 6.5L V8 395 CID | 1999 | Base, SLE, SLT; Code GCP | 22613 |
| 6.5L V8 395 CID | 1999 | Base, SLE, SLT; Code GDF | 22614 |
| 6.5L V8 395 CID | 1994-1996 | Base, SLE | 22605 |

| Engine | Years | Application | USMW |
|-------------------------------|-----------|--|-------|
| GMC (CONT.) | | | |
| C2500 SUBURBAN (CONT.) | | | |
| 6.5L V8 395 CID | 1995-1996 | SLT | 22605 |
| 6.5L V8 395 CID | 1997-1998 | Base, SLE, SLT | 22613 |
| 6.6L V8 400 CID | 1980 | Base, High Sierra, Sierra Classic, Sierra Grande | 22045 |
| 7.4L V8 454 CID | 1979 | | 22045 |
| 7.4L V8 454 CID | 1980 | Base, High Sierra, Sierra Classic, Sierra Grande | 22045 |
| 7.4L V8 454 CID | 1982 | Sierra Grande; Code DM | 22045 |
| 7.4L V8 454 CID | 1981-1982 | Sierra Grande; Code DK | 22045 |
| 7.4L V8 454 CID | 1981-1982 | Sierra Grande; Code FD | 22045 |
| 7.4L V8 454 CID | 1981-1984 | Base, High Sierra, Sierra Classic; Code DK | 22045 |
| 7.4L V8 454 CID | 1981-1986 | Base, High Sierra, Sierra Classic; Code FD | 22045 |
| 7.4L V8 454 CID | 1982-1984 | Base, High Sierra, Sierra Classic; Code DM | 22045 |
| 7.4L V8 454 CID | 1985-1986 | Base, High Sierra, Sierra Classic; Code DM,GZ | 22045 |
| 7.4L V8 454 CID | 1992-1993 | Base; Code GD,HM,HN | 22145 |
| 7.4L V8 454 CID | 1992-1993 | Base; Code GR,HG,HZ,JW | 22145 |
| 7.4L V8 454 CID | 1992-1993 | SLE; Code GD,HM,HN | 22145 |
| 7.4L V8 454 CID | 1992-1993 | SLE; Code GR,HG,HZ,JW | 22145 |
| 7.4L V8 454 CID | 1994-1999 | Base, SLE | 22145 |
| 7.4L V8 454 CID | 1995-1999 | SLT | 22145 |
| C35/C3500 PICKUP | | | |
| 4.1L L6 250 CID | 1968-1974 | | 22045 |
| 4.1L L6 4097cc 250 CID | 1968-1974 | | 22045 |
| 4.1L L6 4098cc 250 CID | 1972-1974 | | 22045 |
| 4.8L L6 292 CID | 1968-1974 | | 22045 |
| 4.8L L6 4786cc 292 CID | 1973-1974 | | 22045 |
| 4.8L L6 4801cc 292 CID | 1968-1974 | | 22045 |
| 5.0L V6 305 CID | 1968-1969 | | 22045 |
| 5.0L V6 5012cc 305 CID | 1968-1969 | | 22045 |
| 5.0L V8 307 CID | 1968-1973 | | 22045 |
| 5.0L V8 5031cc 307 CID | 1968-1973 | | 22045 |
| 5.7L V6 5755cc 351 CID | 1968 | | 22045 |
| 5.7L V8 350 CID | 1969-1974 | | 22045 |
| 5.7L V8 5736cc 350 CID | 1969-1974 | | 22045 |
| 5.7L V8 5737cc 350 CID | 1974 | | 22045 |
| 6.5L V8 396 CID | 1968-1969 | | 22045 |
| 6.5L V8 6489cc 396 CID | 1968-1969 | | 22045 |
| 6.6L V8 402 CID | 1970-1972 | | 22045 |
| 6.6L V8 6588cc 402 CID | 1970-1972 | | 22045 |
| 7.4L V8 454 CID | 1973-1974 | | 22045 |
| 7.4L V8 7439cc 454 CID | 1973-1974 | | 22045 |
| 7.4L V8 7441cc 454 CID | 1973-1974 | | 22045 |
| C3500 | | | |
| 4.1L L6 250 CID | 1979 | | 22045 |
| 4.1L L6 250 CID | 1980 | Base; Exc.Air Cond | 22043 |
| 4.1L L6 250 CID | 1980 | Base; For A/C Belt | 22043 |
| 4.1L L6 250 CID | 1980 | High Sierra; Exc.Air Cond | 22043 |
| 4.1L L6 250 CID | 1980 | High Sierra; For A/C Belt | 22043 |
| 4.1L L6 250 CID | 1980 | Sierra Classic; Exc.Air Cond | 22043 |
| 4.1L L6 250 CID | 1980 | Sierra Classic; For A/C Belt | 22043 |
| 4.1L L6 250 CID | 1980 | Sierra Grande; Exc.Air Cond | 22043 |
| 4.1L L6 250 CID | 1980 | Sierra Grande; For A/C Belt | 22043 |
| 4.1L L6 4098cc 250 CID | 1967-1991 | | 21049 |
| 4.1L L6 4098cc 250 CID | 1975-1991 | | 22049 |
| 4.8L L6 292 CID | 1979 | | 22045 |
| 4.8L L6 292 CID | 1982 | Sierra Grande | 22043 |
| 4.8L L6 292 CID | 1984 | Base, High Sierra, Sierra Classic; Exc.Air Cond | 22043 |
| 4.8L L6 292 CID | 1984 | Base, High Sierra, Sierra Classic; For A/C Belt | 22045 |
| 4.8L L6 292 CID | 1980-1981 | Base, High Sierra, Sierra Classic, Sierra Grande; Exc.Air Cond | 22043 |
| 4.8L L6 292 CID | 1980-1981 | Base, High Sierra, Sierra Classic, Sierra Grande; For A/C Belt | 22049 |
| 4.8L L6 292 CID | 1982-1983 | Base, High Sierra, Sierra Classic | 22043 |
| 4.8L L6 292 CID | 1985-1986 | Base, High Sierra, Sierra Classic | 22045 |
| 4.8L L6 4786cc 292 CID | 1967-1991 | | 21049 |
| 4.8L L6 4786cc 292 CID | 1975-1977 | | 22049 |
| 5.0L V8 305 CID | 1986 | Base, High Sierra, Sierra Classic; Spring Code-DA | 22049 |
| 5.0L V8 305 CID | 1986 | Base; Code DB | 22045 |

| Engine | Years | Application | USMW |
|------------------------|-----------|--|-------|
| 5.0L V8 305 CID | 1986 | Base; Code DM,GZ | 22045 |
| 5.0L V8 305 CID | 1986 | High Sierra; Code DB | 22045 |
| 5.0L V8 305 CID | 1986 | High Sierra; Code DM,GZ | 22045 |
| 5.0L V8 305 CID | 1986 | Sierra Classic; Code DB | 22045 |
| 5.0L V8 305 CID | 1986 | Sierra Classic; Code DM,GZ | 22045 |
| 5.0L V8 4998cc 305 CID | 1978-1977 | | 22049 |
| 5.3L V8 5360cc 327 CID | 1968-1977 | | 21049 |
| 5.7L V8 350 CID | 1979 | | 22045 |
| 5.7L V8 350 CID | 1980 | Base; Code DM | 22045 |
| 5.7L V8 350 CID | 1980 | High Sierra; Code DM | 22045 |
| 5.7L V8 350 CID | 1980 | Sierra Classic; Code DM | 22045 |
| 5.7L V8 350 CID | 1982 | Sierra Grande; Code DB | 22045 |
| 5.7L V8 350 CID | 1985 | Base, High Sierra, Sierra Classic; Stamped #DA | 22049 |
| 5.7L V8 350 CID | 1993 | Sierra, Sierra SLX; Code GK | 22142 |
| 5.7L V8 350 CID | 1994 | Sierra SL, Sierra SLE, Sierra SLT; Code BT,GM,HL | 22149 |
| 5.7L V8 350 CID | 1995 | Sierra SL, Sierra SLE, Sierra SLT; Code BT,GM,HL | 22142 |
| 5.7L V8 350 CID | 1996 | Sierra SL, Sierra SLE, Sierra SLT, Sierra SL, Sierra SLE, Sierra SLT; For A/C Belt | 22162 |
| 5.7L V8 350 CID | 1980-1981 | Base; Code AM | 22045 |
| 5.7L V8 350 CID | 1980-1981 | Base; Code CB,CU,CX,FB | 22045 |
| 5.7L V8 350 CID | 1980-1981 | High Sierra; Code AM | 22045 |
| 5.7L V8 350 CID | 1980-1981 | High Sierra; Code CB,CU,CX,FB | 22045 |
| 5.7L V8 350 CID | 1980-1981 | Sierra Classic; Code AM | 22045 |
| 5.7L V8 350 CID | 1980-1981 | Sierra Classic; Code CB,CU,CX,FB | 22045 |
| 5.7L V8 350 CID | 1980-1981 | Sierra Grande; Code AM | 22045 |
| 5.7L V8 350 CID | 1980-1981 | Sierra Grande; Code CB,CU,CX,FB | 22045 |
| 5.7L V8 350 CID | 1980-1982 | Sierra Grande; Code DM | 22045 |
| 5.7L V8 350 CID | 1981-1982 | Sierra Grande; Spring Code-DA | 22049 |
| 5.7L V8 350 CID | 1981-1984 | Base, High Sierra, Sierra Classic; Code DM | 22045 |
| 5.7L V8 350 CID | 1981-1986 | Base, High Sierra, Sierra Classic; Spring Code-DA | 22049 |
| 5.7L V8 350 CID | 1982-1986 | Base, High Sierra, Sierra Classic; Code DB | 22045 |
| 5.7L V8 350 CID | 1985-1986 | Base, High Sierra, Sierra Classic; Code DM,GZ | 22045 |
| 5.7L V8 350 CID | 1988-1993 | Sierra, Sierra SLE, Sierra SLX; Code GJ,HS | 22145 |
| 5.7L V8 350 CID | 1988-1993 | Sierra, Sierra SLX; Code DD,GG,GN | 22153 |
| 5.7L V8 350 CID | 1988-1995 | Sierra SLE; Code DD,GG,GN | 22153 |
| 5.7L V8 350 CID | 1990-1991 | Sierra, Sierra SLE, Sierra SLX; Code HS | 22145 |
| 5.7L V8 350 CID | 1993-1995 | Sierra SLE; Code GK | 22142 |
| 5.7L V8 350 CID | 1994-1995 | Sierra SL, Sierra SLT; Code DD,GG,GN | 22153 |
| 5.7L V8 350 CID | 1994-1995 | Sierra SL, Sierra SLT; Code GK | 22142 |
| 5.7L V8 350 CID | 1997-2000 | Sierra SL, Sierra SLE, Sierra SLT; Exc.Air Cond | 22162 |
| 5.7L V8 350 CID | 1997-2000 | Sierra SL, Sierra SLE, Sierra SLT; For A/C Belt | 22158 |
| 5.7L V8 5736cc 350 CID | 1975-1978 | | 22049 |
| 6.2L V8 379 CID | 1982 | Base, High Sierra, Sierra Classic, Sierra Grande; Code AY | 22602 |
| 6.2L V8 379 CID | 1982 | Sierra Grande; Code AW | 22052 |
| 6.2L V8 379 CID | 1982 | Sierra Grande; Coode DT | 22052 |
| 6.2L V8 379 CID | 1983 | Base, High Sierra, Sierra Classic; Code ACC | 22052 |
| 6.2L V8 379 CID | 1982-1984 | Base; Code AW | 22052 |
| 6.2L V8 379 CID | 1982-1984 | Base; Coode DT | 22052 |
| 6.2L V8 379 CID | 1982-1984 | High Sierra; Code AW | 22052 |
| 6.2L V8 379 CID | 1982-1984 | High Sierra; Coode DT | 22052 |
| 6.2L V8 379 CID | 1982-1984 | Sierra Classic; Code AW | 22052 |
| 6.2L V8 379 CID | 1982-1984 | Sierra Classic; Coode DT | 22052 |
| 6.2L V8 379 CID | 1985-1986 | Base; Code ABC,DT | 22052 |
| 6.2L V8 379 CID | 1985-1986 | Base; Code AW,HT | 22052 |
| 6.2L V8 379 CID | 1985-1986 | High Sierra; Code ABC,DT | 22052 |
| 6.2L V8 379 CID | 1985-1986 | High Sierra; Code AW,HT | 22052 |
| 6.2L V8 379 CID | 1985-1986 | Sierra Classic; Code ABC,DT | 22052 |
| 6.2L V8 379 CID | 1985-1986 | Sierra Classic; Code AW,HT | 22052 |
| 6.2L V8 379 CID | 1988-1993 | Sierra, Sierra SLE, Sierra SLX | 22154 |
| 6.5L V8 395 CID | 1999 | Sierra SL, Sierra SLE, Sierra SLT; Code GCP | 22613 |
| 6.5L V8 395 CID | 1999 | Sierra SL, Sierra SLE, Sierra SLT; Code GDF | 22614 |
| 6.5L V8 395 CID | 2000 | Sierra SL, Sierra SLE, Sierra SLT | 22614 |
| 6.5L V8 395 CID | 1992-1993 | Sierra, Sierra SLE, Sierra SLX | 22606 |
| 6.5L V8 395 CID | 1994-1996 | Sierra SL, Sierra SLE, Sierra SLT | 22605 |
| 6.5L V8 395 CID | 1997-1998 | Sierra SL, Sierra SLE, Sierra SLT | 22613 |
| 6.6L V8 400 CID | 1979 | | 22045 |
| 6.6L V8 6556cc 400 CID | 1976-1978 | | 22051 |
| 7.4L V8 454 CID | 1979 | | 22045 |

| Engine | Years | Application | USMW |
|-----------------------------|-----------|--|-------|
| GMC (CONT.) | | | |
| C3500 (CONT.) | | | |
| 7.4L V8 454 CID | 1980 | Base, High Sierra, Sierra Classic, Sierra Grande | 22045 |
| 7.4L V8 454 CID | 1982 | Sierra Grande; Code DM | 22045 |
| 7.4L V8 454 CID | 1981-1982 | Sierra Grande; Code DK | 22045 |
| 7.4L V8 454 CID | 1981-1982 | Sierra Grande; Code FD | 22045 |
| 7.4L V8 454 CID | 1981-1984 | Base, High Sierra, Sierra Classic; Code DK | 22045 |
| 7.4L V8 454 CID | 1981-1986 | Base, High Sierra, Sierra Classic; Code FD | 22045 |
| 7.4L V8 454 CID | 1982-1984 | Base, High Sierra, Sierra Classic; Code DM | 22045 |
| 7.4L V8 454 CID | 1985-1986 | Base, High Sierra, Sierra Classic; Code DM,GZ | 22045 |
| 7.4L V8 454 CID | 1988-1993 | Sierra SLE; Code GD,HM,HN | 22145 |
| 7.4L V8 454 CID | 1988-1993 | Sierra SLE; Code GR,HG,HZ,JW | 22145 |
| 7.4L V8 454 CID | 1988-1993 | Sierra SLX; Code GD,HM,HN | 22145 |
| 7.4L V8 454 CID | 1988-1993 | Sierra SLX; Code GR,HG,HZ,JW | 22145 |
| 7.4L V8 454 CID | 1988-1993 | Sierra; Code GD,HM,HN | 22145 |
| 7.4L V8 454 CID | 1988-1993 | Sierra; Code GR,HG,HZ,JW | 22145 |
| 7.4L V8 454 CID | 1994-2000 | Sierra SL, Sierra SLE, Sierra SLT | 22145 |
| 7.4L V8 7441cc 454 CID | 1975-1978 | | 22051 |
| C3500 (MEX) | | | |
| 5.7L V8 5700cc 350 CID | 1980-1978 | | 22045 |
| 5.7L V8 5700cc 350 CID | 1980-1987 | | 22051 |
| 5.7L V8 5700cc 350 CID | 1981-1987 | ; With 3.42 or lower rear axle ratio | 22054 |
| 5.7L V8 5700cc 350 CID | 1981-1987 | ; With 3.73 or higher rear axle ratio | 22045 |
| 5.7L V8 5700cc 350 CID | 1981-1987 | ; With 3.73 or higher rear axle ratio | 22051 |
| 5.7L V8 5700cc 350 CID | 1988-1991 | With A/C | 22145 |
| 5.7L V8 5700cc 350 CID | 1988-1991 | With A/C | 22153 |
| 5.7L V8 5700cc 350 CID | 1988-1991 | Without A/C | 22142 |
| C3500HD | | | |
| 5.7L V8 5736cc 350 CID | 1992-1994 | | 22142 |
| 6.5L V8 6474cc 395 CID | 1992-1993 | | 22606 |
| 6.5L V8 6474cc 395 CID | 1994-1996 | | 22605 |
| 6.5L V8 6474cc 395 CID | 1997-1999 | | 22613 |
| 6.5L V8 6474cc 395 CID | 2000-2002 | | 22614 |
| 7.4L V8 7441cc 454 CID | 1992-2000 | | 22145 |
| 8.1L V8 8128cc 496 CID | 2001-2002 | | 22158 |
| C4500 TOPKICK | | | |
| 8.1L V8 496 CID | 2003-2009 | Medium Duty | 22633 |
| C4500 TOPKICK C4C042 | | | |
| 6.6L V8 6607cc 403 CID | 2003-2007 | | 22629 |
| C4500 TOPKICK C4C044 | | | |
| 6.6L V8 6607cc 403 CID | 2005-2007 | | 22629 |
| C4500 TOPKICK C4E042 | | | |
| 6.6L V8 6607cc 403 CID | 2003-2007 | | 22629 |
| C4500 TOPKICK C4E044 | | | |
| 6.6L V8 6607cc 403 CID | 2005-2007 | | 22629 |
| C4500 TOPKICK C4U042 | | | |
| 6.6L V8 6607cc 403 CID | 2003-2007 | | 22629 |
| C4500 TOPKICK C4V042 | | | |
| 6.6L V8 6607cc 403 CID | 2003-2007 | | 22629 |
| C5000 TOPKICK | | | |
| 6.0L V8 366 CID | 1990-1991 | 4 Bolt | 22619 |
| C5500 TOPKICK | | | |
| 8.1L V8 496 CID | 2003-2009 | Medium Duty | 22633 |
| C5500 TOPKICK C5C042 | | | |
| 6.6L V8 6607cc 403 CID | 2003-2007 | | 22629 |
| C5500 TOPKICK C5C044 | | | |
| 6.6L V8 6607cc 403 CID | 2005-2007 | | 22629 |
| C5500 TOPKICK C5E042 | | | |
| 6.6L V8 6607cc 403 CID | 2003-2007 | | 22629 |
| C5500 TOPKICK C5E044 | | | |
| 6.6L V8 6607cc 403 CID | 2005-2007 | | 22629 |
| C5500 TOPKICK C5U042 | | | |
| 6.6L V8 6607cc 403 CID | 2003-2007 | | 22629 |
| C5500 TOPKICK C5V042 | | | |
| 6.6L V8 6607cc 403 CID | 2003-2007 | | 22629 |

| Engine | Years | Application | USMW |
|-----------------------------|-----------|--|-------|
| C6000 | | | |
| 6.0L V8 366 CID | 1980-1990 | | 22603 |
| C6000 TOPKICK | | | |
| 6.0L V8 366 CID | 1990-1996 | 4 Bolt | 22619 |
| C6000 TOPKICK C6H042 | | | |
| 7.0L V8 7011cc 427 CID | 1990-1996 | | 22608 |
| C6500 TOPKICK | | | |
| 6.0L V8 366 CID | 1997-1998 | 4 Bolt | 22619 |
| 7.0L V8 6998cc 427 CID | 1997-1998 | 4 Bolt | 22619 |
| 7.2L L6 441 CID | 1999-2002 | 6 Bolt Pattern | 22608 |
| 7.2L L6 441 CID | 2001-2002 | Medium Duty | 22608 |
| 7.4L V8 454 CID | 1999-2000 | 6 Bolt Pattern | 22608 |
| 8.1L V8 496 CID | 2001-2002 | Medium Duty | 22630 |
| C6500 TOPKICK C6H042 | | | |
| 6.6L L6 6607cc 403 CID | 1997-1998 | | 22608 |
| C7000 | | | |
| 6.0L V8 366 CID | 1980-1990 | | 22603 |
| C7000 C7D042 | | | |
| 7.0L V8 7000cc 427 CID | 1980-1987 | C7D042 | 22603 |
| C7000 C7D044 | | | |
| 7.0L V8 7000cc 427 CID | 1981-1983 | C7D044 | 22603 |
| C7000 C7D064 | | | |
| 7.0L V8 7000cc 427 CID | 1980-1987 | C7D064 | 22603 |
| C7000 TOPKICK | | | |
| 6.0L V8 366 CID | 1990-1996 | 4 Bolt | 22619 |
| 7.0L V8 6998cc 427 CID | 1990-1996 | 4 Bolt | 22619 |
| C7500 TOPKICK | | | |
| 6.0L V8 366 CID | 1997-1998 | 4 Bolt | 22619 |
| 7.0L V8 6998cc 427 CID | 1997-1998 | 4 Bolt | 22619 |
| 7.2L L6 441 CID | 1999-2002 | 6 Bolt Pattern | 22608 |
| 7.2L L6 441 CID | 2001-2002 | Medium Duty | 22608 |
| 7.4L V8 454 CID | 1999-2000 | 6 Bolt Pattern | 22608 |
| 8.1L V8 496 CID | 2001-2002 | Medium Duty | 22630 |
| C7500 TOPKICK C7H042 | | | |
| 6.6L L6 6607cc 403 CID | 1997-1998 | C7H042 | 22608 |
| CABALLERO | | | |
| 3.8L V6 229 CID | 1980 | Laredo | 22049 |
| 3.8L V6 229 CID | 1981 | Conquista, Royal Knight | 22049 |
| 3.8L V6 229 CID | 1980-1984 | Base, Diablo | 22049 |
| 3.8L V6 229 CID | 1981-1983 | Amarillo | 22049 |
| 3.8L V6 3800cc 231 CID | 1980 | Laredo | 22049 |
| 3.8L V6 3800cc 231 CID | 1981 | Conquista, Royal Knight | 22049 |
| 3.8L V6 3800cc 231 CID | 1980-1984 | Base, Diablo | 22049 |
| 3.8L V6 3800cc 231 CID | 1981-1984 | Amarillo | 22049 |
| 4.3L V6 262 CID | 1985-1986 | Amarillo | 22049 |
| 4.3L V6 262 CID | 1985-1987 | Base, Diablo | 22049 |
| 4.4L V8 267 CID | 1980 | Laredo; Code AS | 22049 |
| 4.4L V8 267 CID | 1980 | Laredo; Code CM,FC,KC | 22045 |
| 4.4L V8 267 CID | 1980 | Laredo; Code CU,CX,FB | 22049 |
| 4.4L V8 267 CID | 1981 | Conquista, Royal Knight; Code CM,FC,KC | 22045 |
| 4.4L V8 267 CID | 1981 | Conquista; Code AS | 22049 |
| 4.4L V8 267 CID | 1981 | Conquista; Code CU,CX,FB | 22049 |
| 4.4L V8 267 CID | 1981 | Royal Knight; Code AS | 22049 |
| 4.4L V8 267 CID | 1981 | Royal Knight; Code CU,CX,FB | 22049 |
| 4.4L V8 267 CID | 1980-1982 | Base, Diablo; Code CM,FC,KC | 22045 |
| 4.4L V8 267 CID | 1980-1982 | Base; Code AS | 22049 |
| 4.4L V8 267 CID | 1980-1982 | Base; Code CU,CX,FB | 22049 |
| 4.4L V8 267 CID | 1980-1982 | Diablo; Code AS | 22049 |
| 4.4L V8 267 CID | 1980-1982 | Diablo; Code CU,CX,FB | 22049 |
| 4.4L V8 267 CID | 1981-1982 | Amarillo; Code AS | 22049 |
| 4.4L V8 267 CID | 1981-1982 | Amarillo; Code CM,FC,KC | 22045 |
| 4.4L V8 267 CID | 1981-1982 | Amarillo; Code CU,CX,FB | 22049 |
| 5.0L V8 305 CID | 1980 | Laredo; Code AD,CU,CX,FB | 22049 |
| 5.0L V8 305 CID | 1980 | Laredo; Code AJ,DC | 22045 |
| 5.0L V8 305 CID | 1980 | Laredo; Code AS | 22049 |
| 5.0L V8 305 CID | 1980 | Laredo; Code CM,FC,KC | 22045 |
| 5.0L V8 305 CID | 1981 | Amarillo; Code AD,CU,CX,FB | 22049 |

| Engine | Years | Application | USMW |
|------------------------|-----------|--|-------|
| GMC (CONT.) | | | |
| C6000 (CONT.) | | | |
| 5.0L V8 305 CID | 1981 | Amarillo; Code AJ,DC | 22045 |
| 5.0L V8 305 CID | 1981 | Amarillo; Code AS | 22049 |
| 5.0L V8 305 CID | 1981 | Amarillo; Code CM,FC,KC | 22045 |
| 5.0L V8 305 CID | 1981 | Conquista; Code AD,CU,CX,FB | 22049 |
| 5.0L V8 305 CID | 1981 | Conquista; Code AJ,DC | 22045 |
| 5.0L V8 305 CID | 1981 | Conquista; Code AS | 22049 |
| 5.0L V8 305 CID | 1981 | Conquista; Code CM,FC,KC | 22045 |
| 5.0L V8 305 CID | 1981 | Royal Knight; Code AD,CU,CX,FB | 22049 |
| 5.0L V8 305 CID | 1981 | Royal Knight; Code AJ,DC | 22045 |
| 5.0L V8 305 CID | 1981 | Royal Knight; Code AS | 22049 |
| 5.0L V8 305 CID | 1981 | Royal Knight; Code CM,FC,KC | 22045 |
| 5.0L V8 305 CID | 1980-1981 | Base; Code AD,CU,CX,FB | 22049 |
| 5.0L V8 305 CID | 1980-1981 | Base; Code AJ,DC | 22045 |
| 5.0L V8 305 CID | 1980-1981 | Base; Code AS | 22049 |
| 5.0L V8 305 CID | 1980-1981 | Base; Code CM,FC,KC | 22045 |
| 5.0L V8 305 CID | 1980-1981 | Diablo; Code AD,CU,CX,FB | 22049 |
| 5.0L V8 305 CID | 1980-1981 | Diablo; Code AJ,DC | 22045 |
| 5.0L V8 305 CID | 1980-1981 | Diablo; Code AS | 22049 |
| 5.0L V8 305 CID | 1980-1981 | Diablo; Code CM,FC,KC | 22045 |
| 5.0L V8 305 CID | 1982-1984 | Amarillo, Base, Diablo, Amarillo; For A/C Belt | 22049 |
| 5.0L V8 305 CID | 1982-1984 | Amarillo; Exc.Air Cond | 22049 |
| 5.0L V8 305 CID | 1982-1984 | Base; For A/C Belt | 22049 |
| 5.0L V8 305 CID | 1982-1984 | Base; Exc.Air Cond | 22049 |
| 5.0L V8 305 CID | 1982-1984 | Diablo; For A/C Belt | 22049 |
| 5.0L V8 305 CID | 1982-1984 | Diablo; Exc.Air Cond | 22049 |
| 5.0L V8 305 CID | 1985-1986 | Amarillo; Calif | 22045 |
| 5.0L V8 305 CID | 1985-1986 | Amarillo; Federal | 22045 |
| 5.0L V8 305 CID | 1985-1987 | Base; Calif | 22045 |
| 5.0L V8 305 CID | 1985-1987 | Base; Federal | 22045 |
| 5.0L V8 305 CID | 1985-1987 | Diablo; Calif | 22045 |
| 5.0L V8 305 CID | 1985-1987 | Diablo; Federal | 22045 |
| 5.7L V8 350 CID | 1983-1984 | Amarillo, Base, Diablo; Exc.Heavy Duty Cooling | 22049 |
| 5.7L V8 350 CID | 1983-1984 | Amarillo, Base, Diablo; Heavy Duty Cooling | 22045 |
| CANYON | | | |
| 2.8L L4 2770cc 169 CID | 2004 | SL, SLE | 22123 |
| 2.8L L4 2770cc 169 CID | 2006 | SL, SLE, WT | 22123 |
| 2.8L L4 2770cc 169 CID | 2004-2005 | Z71 Fleet, Z71 SL, Z71 SLE, Z85 SL, Z85 SLE | 22123 |
| 2.9L L4 2921cc 178 CID | 2007-2008 | SLT | 22123 |
| 2.9L L4 2921cc 178 CID | 2007-2012 | SLE, WT | 22123 |
| 2.9L L4 2921cc 178 CID | 2008-2009 | SLT | 22123 |
| 3.5L L5 3460cc 211 CID | 2004 | SL, SLE | 22173 |
| 3.5L L5 3460cc 211 CID | 2006 | SLE, SLT, WT | 22173 |
| 3.5L L5 3460cc 211 CID | 2004-2005 | Z71 Fleet, Z71 SL, Z71 SLE, Z85 SL, Z85 SLE | 22173 |
| 3.7L L5 3654cc 223 CID | 2007-2012 | SLE, SLT, WT | 22173 |
| 5.3L V8 5328cc 325 CID | 2009-2012 | SLT | 22615 |
| 5.3L V8 5328cc 325 CID | 2010-2012 | SLE | 22615 |
| ENVOY | | | |
| 4.2L L6 256 CID | 2002-2007 | SLE, SLT | 22310 |
| 4.2L L6 256 CID | 2008-2009 | SLE, SLT | 22627 |
| 5.3L V8 5328cc 325 CID | 2005-2007 | Denali | 22310 |
| 5.3L V8 5328cc 325 CID | 2008-2009 | Denali | 22627 |
| ENVOY XL | | | |
| 4.2L L6 256 CID | 2002-2006 | SLE, SLT | 22310 |
| 5.3L V8 5328cc 325 CID | 2003-2005 | SLE, SLT | 22310 |
| 5.3L V8 5328cc 325 CID | 2005-2006 | Denali | 22310 |
| ENVOY XUV | | | |
| 4.2L L6 256 CID | 2004-2005 | SLE, SLT | 22310 |
| 5.3L V8 5328cc 325 CID | 2004-2005 | SLE, SLT | 22310 |
| G1000 | | | |
| 2.5L L4 2508cc 153 CID | 1964 | | 22049 |
| 3.2L L6 3180cc 194 CID | 1965 | | 22049 |
| G1000 VAN | | | |
| 3.8L L6 3770cc 230 CID | 1966 | | 21049 |
| G1500 | | | |
| 3.8L L6 3770cc 230 CID | 1967-1969 | | 21049 |
| 4.1L L6 250 CID | 1980-1981 | Rally, Rally STX, Vandura | 22045 |

| Engine | Years | Application | USMW |
|------------------------|-----------|---|-------|
| 4.1L L6 250 CID | 1982-1984 | Rally, Rally STX, Vandura; Exc.Air Cond | 22049 |
| 4.1L L6 250 CID | 1982-1984 | Rally, Rally STX, Vandura; For A/C Belt | 22045 |
| 4.1L L6 250 CID | 1983-1984 | Rally Custom; Exc.Air Cond | 22049 |
| 4.1L L6 250 CID | 1983-1984 | Rally Custom; For A/C Belt | 22045 |
| 4.1L L6 4098cc 250 CID | 1967-1974 | | 21049 |
| 4.1L L6 4098cc 250 CID | 1970-1969 | Vandura | 21049 |
| 4.1L L6 4098cc 250 CID | 1971-1969 | Rally, Vandura | 21049 |
| 4.1L L6 4098cc 250 CID | 1975-1979 | | 22049 |
| 4.1L L6 4098cc 250 CID | 1976-1974 | Vandura | 22049 |
| 4.3L V6 262 CID | 1985-1986 | Rally STX; Code FK | 22045 |
| 4.3L V6 262 CID | 1985-1986 | Rally STX; Code HG | 22045 |
| 4.3L V6 262 CID | 1985-1986 | Rally, Rally STX, Vandura; Code FN | 22026 |
| 4.3L V6 262 CID | 1985-1986 | Rally; Code FK | 22045 |
| 4.3L V6 262 CID | 1985-1986 | Rally; Code HG | 22045 |
| 4.3L V6 262 CID | 1985-1986 | Vandura; Code FK | 22045 |
| 4.3L V6 262 CID | 1985-1986 | Vandura; Code HG | 22045 |
| 4.3L V6 262 CID | 1987-1989 | Rally, Rally STX, Vandura; Code DE,HS | 22149 |
| 4.3L V6 262 CID | 1987-1991 | Rally, Rally STX, Vandura; Code HS | 22145 |
| 4.3L V6 262 CID | 1987-1993 | Rally, Rally STX; Code GE,GR,HK,OF,QD,SG,SH | 22142 |
| 4.3L V6 262 CID | 1987-1993 | Rally, Rally STX; Code GG,GN,SJ | 22153 |
| 4.3L V6 262 CID | 1987-1995 | Vandura; Code GE,GR,HK,OF,QD,SG,SH | 22142 |
| 4.3L V6 262 CID | 1987-1995 | Vandura; Code GG,GN,SJ | 22153 |
| 4.3L V6 262 CID | 1988-1993 | Rally, Rally STX; Code GB,GC,GP,HS,RB,SA,SB,SR | 22158 |
| 4.3L V6 262 CID | 1988-1995 | Vandura; Code GB,GC,GP,HS,RB,SA,SB,SR | 22158 |
| 4.6L V8 4663cc 283 CID | 1967-1979 | | 21049 |
| 5.0L V8 305 CID | 1979 | Rally, Rally STX, Vandura | 22045 |
| 5.0L V8 305 CID | 1980 | Rally, Rally STX, Vandura; Code DJ | 22049 |
| 5.0L V8 305 CID | 1981 | Rally, Rally STX, Vandura; Code FR | 22043 |
| 5.0L V8 305 CID | 1983 | Rally Custom; Code FN | 22049 |
| 5.0L V8 305 CID | 1984 | Rally Custom; Code FN | 22026 |
| 5.0L V8 305 CID | 1984 | Rally, Rally Custom, Rally STX, Vandura; Code CM,FC,KC | 22045 |
| 5.0L V8 305 CID | 1980-1986 | Rally, Rally STX; Code FK | 22045 |
| 5.0L V8 305 CID | 1980-1986 | Vandura; Code FK | 22045 |
| 5.0L V8 305 CID | 1981-1986 | Vandura; Code FN | 22026 |
| 5.0L V8 305 CID | 1982-1983 | Rally, Rally STX, Vandura; Code FN | 22049 |
| 5.0L V8 305 CID | 1983-1984 | Rally Custom; Code FK | 22045 |
| 5.0L V8 305 CID | 1984-1986 | Rally, Rally STX, Vandura; Code FN | 22026 |
| 5.0L V8 305 CID | 1985-1986 | Rally, Rally STX, Vandura; Code CM,FC,HD,KC | 22045 |
| 5.0L V8 305 CID | 1987-1989 | Rally, Rally STX, Vandura; Code DE,HS | 22149 |
| 5.0L V8 305 CID | 1987-1991 | Rally, Rally STX, Vandura; Code HS | 22145 |
| 5.0L V8 305 CID | 1987-1995 | Rally, Rally STX, Vandura; Code GE,GR,HK,OF,QD,SG,SH | 22142 |
| 5.0L V8 305 CID | 1987-1995 | Rally, Rally STX, Vandura; Code GG,GN,SJ | 22153 |
| 5.0L V8 305 CID | 1988-1995 | Rally, Rally STX, Vandura; Code GB,GC,GP,HS,RB,SA,SB,SR | 22158 |
| 5.0L V8 4998cc 305 CID | 1977-1978 | | 22049 |
| 5.0L V8 5032cc 307 CID | 1968-1973 | | 21049 |
| 5.0L V8 5032cc 307 CID | 1970-1971 | Base | 21049 |
| 5.7L V8 350 CID | 1980 | Rally STX; Code DD | 22045 |
| 5.7L V8 350 CID | 1980 | Rally; Code DD | 22045 |
| 5.7L V8 350 CID | 1980 | Vandura; Code DD | 22045 |
| 5.7L V8 350 CID | 1980 | Vandura; Code FK | 22045 |
| 5.7L V8 350 CID | 1981 | Rally, Rally STX, Vandura | 22045 |
| 5.7L V8 350 CID | 1984 | Rally Custom; Code CM,FC,HD,KC | 22045 |
| 5.7L V8 350 CID | 1984 | Rally Custom; Code FN,FR | 22026 |
| 5.7L V8 350 CID | 1980-1982 | Rally STX; Code FK | 22045 |
| 5.7L V8 350 CID | 1980-1983 | Rally; Code FK | 22045 |
| 5.7L V8 350 CID | 1982-1986 | Rally STX; Code FN,FR | 22026 |
| 5.7L V8 350 CID | 1982-1986 | Rally; Code FN,FR | 22026 |
| 5.7L V8 350 CID | 1984-1986 | Rally, Rally STX; Code CM,FC,HD,KC | 22045 |
| 5.7L V8 350 CID | 1987-1988 | Rally, Rally STX; Code DE,HS | 22149 |
| 5.7L V8 350 CID | 1987-1991 | Rally, Rally STX; Code HS | 22145 |
| 5.7L V8 350 CID | 1987-1993 | Rally, Rally STX; Code GE,GR,HK,OF,QD,SG,SH | 22142 |
| 5.7L V8 350 CID | 1987-1993 | Rally, Rally STX; Code GG,GN,SJ | 22153 |
| 5.7L V8 350 CID | 1988-1993 | Rally, Rally STX; Code GB,GC,GP,HS,RB,SA,SB,SR | 22158 |
| 5.7L V8 5736cc 350 CID | 1971-1973 | Base | 21049 |
| 5.7L V8 5736cc 350 CID | 1972-1974 | | 21049 |
| 5.7L V8 5736cc 350 CID | 1975-1979 | | 22049 |

FAN CLUTCHES



FAN CLUTCH APPLICATION GUIDE

USMW
Professional Series

| Engine | Years | Application | USMW |
|------------------------|-----------|---|-------|
| GMC (CONT.) | | | |
| G25/G2500 VAN | | | |
| 6.6L V8 400 CID | 1979 | Rally, Rally STX | 22045 |
| 6.6L V8 6556cc 400 CID | 1976-1979 | Vandura | 22045 |
| 5.7L V8 350 CID | 1974 | Rally, Vandura | 22045 |
| 5.7L V8 5737cc 350 CID | 1974 | Vandura | 22045 |
| G2500 | | | |
| 3.8L L6 3770cc 230 CID | 1967-1969 | | 21049 |
| 4.1L L6 250 CID | 1980-1981 | Rally, Rally STX, Vandura | 22045 |
| 4.1L L6 250 CID | 1982-1984 | Rally, Rally STX, Vandura; Exc.Air Cond; Exc.Heavy Duty Cooling | 22026 |
| 4.1L L6 250 CID | 1982-1984 | Rally, Rally STX, Vandura; For A/C Belt; Heavy Duty Cooling | 22045 |
| 4.1L L6 250 CID | 1983-1984 | Rally Custom; Exc.Air Cond; Exc.Heavy Duty Cooling | 22026 |
| 4.1L L6 250 CID | 1983-1984 | Rally Custom; For A/C Belt; Heavy Duty Cooling | 22045 |
| 4.1L L6 4098cc 250 CID | 1970 | Vandura | 21049 |
| 4.1L L6 4098cc 250 CID | 1968-1974 | | 21049 |
| 4.1L L6 4098cc 250 CID | 1971-1972 | Rally, Vandura | 21049 |
| 4.1L L6 4098cc 250 CID | 1978-1974 | Vandura | 22049 |
| 4.1L L6 4098cc 250 CID | 1979-1974 | | 22049 |
| 4.3L V6 262 CID | 1985-1986 | Rally STX; Code FK | 22045 |
| 4.3L V6 262 CID | 1985-1986 | Rally STX; Code HG | 22045 |
| 4.3L V6 262 CID | 1985-1986 | Rally, Rally STX, Vandura; Code FN | 22026 |
| 4.3L V6 262 CID | 1985-1986 | Rally; Code FK | 22045 |
| 4.3L V6 262 CID | 1985-1986 | Rally; Code HG | 22045 |
| 4.3L V6 262 CID | 1985-1986 | Vandura; Code FK | 22045 |
| 4.3L V6 262 CID | 1985-1986 | Vandura; Code HG | 22045 |
| 4.3L V6 262 CID | 1987-1989 | Rally, Rally STX, Vandura; Code DE,HS | 22149 |
| 4.3L V6 262 CID | 1987-1991 | Rally, Rally STX, Vandura; Code HS | 22145 |
| 4.3L V6 262 CID | 1987-1995 | Rally, Rally STX, Vandura; Code GE,GR,HK,OF,QD,SG,SH | 22142 |
| 4.3L V6 262 CID | 1987-1995 | Rally, Rally STX, Vandura; Code GG,GN,SJ | 22153 |
| 4.3L V6 262 CID | 1988-1995 | Rally, Rally STX, Vandura; Code GB,GC,GP,HS,RS,SA,SB,SR | 22158 |
| 4.6L V8 4663cc 283 CID | 1967-1974 | | 21049 |
| 5.0L V8 305 CID | 1980 | Rally, Rally STX; Code DJ | 22049 |
| 5.0L V8 305 CID | 1980 | Rally, Rally STX; Code FK | 22045 |
| 5.0L V8 305 CID | 1981 | Rally, Rally STX, Vandura; Code FR | 22043 |
| 5.0L V8 305 CID | 1983 | Rally Custom; Code FN | 22049 |
| 5.0L V8 305 CID | 1984 | Rally, Rally Custom, Rally STX, Vandura; Code CM,FC,KC | 22045 |
| 5.0L V8 305 CID | 1984 | Rally, Rally Custom, Rally STX, Vandura; Code FN | 22026 |
| 5.0L V8 305 CID | 1981-1984 | Vandura; Code FN | 22026 |
| 5.0L V8 305 CID | 1981-1986 | Rally, Rally STX, Vandura; Code FK | 22045 |
| 5.0L V8 305 CID | 1982-1983 | Rally, Rally STX, Vandura; Code FN | 22049 |
| 5.0L V8 305 CID | 1983-1984 | Rally Custom; Code FK | 22045 |
| 5.0L V8 305 CID | 1985-1986 | Rally, Rally STX, Vandura; Code CM,FC,HD,KC | 22045 |
| 5.0L V8 305 CID | 1987-1989 | Rally, Rally STX, Vandura; Code DE,HS | 22149 |
| 5.0L V8 305 CID | 1987-1991 | Rally, Rally STX, Vandura; Code HS | 22145 |
| 5.0L V8 305 CID | 1987-1995 | Rally, Rally STX, Vandura; Code GE,GR,HK,OF,QD,SG,SH | 22142 |
| 5.0L V8 305 CID | 1987-1995 | Rally, Rally STX, Vandura; Code GG,GN,SJ | 22153 |
| 5.0L V8 305 CID | 1988-1995 | Rally, Rally STX, Vandura; Code GB,GC,GP,HS,RS,SA,SB,SR | 22158 |
| 5.0L V8 5032cc 307 CID | 1968-1973 | | 21049 |
| 5.0L V8 5032cc 307 CID | 1970-1972 | Base | 21049 |
| 5.7L V8 350 CID | 1979 | Rally, Rally STX, Vandura | 22045 |
| 5.7L V8 350 CID | 1980 | Rally STX; Code DD | 22045 |
| 5.7L V8 350 CID | 1980 | Rally STX; Code FK | 22045 |
| 5.7L V8 350 CID | 1980 | Rally, Rally STX, Vandura; Code DJ | 22049 |
| 5.7L V8 350 CID | 1980 | Rally; Code DD | 22045 |
| 5.7L V8 350 CID | 1980 | Rally; Code FK | 22045 |
| 5.7L V8 350 CID | 1980 | Vandura; Code DD | 22045 |
| 5.7L V8 350 CID | 1980 | Vandura; Code FK | 22045 |
| 5.7L V8 350 CID | 1983 | Rally Custom; Code FK | 22045 |
| 5.7L V8 350 CID | 1983 | Rally Custom; Code FN,FR | 22026 |

| Engine | Years | Application | USMW |
|------------------------|-----------|--|-------|
| 5.7L V8 350 CID | 1984 | Rally, Rally Custom, Rally STX; Code CM,FC,HD,KC | 22045 |
| 5.7L V8 350 CID | 1984 | Rally, Rally Custom, Rally STX; Code FN,FR | 22026 |
| 5.7L V8 350 CID | 1985 | Vandura, Rally, Rally STX | 22045 |
| 5.7L V8 350 CID | 1986 | Rally, Rally STX, Rally, Rally STX, Vandura | 22045 |
| 5.7L V8 350 CID | 1981-1983 | Rally, Rally STX; Code FK | 22045 |
| 5.7L V8 350 CID | 1981-1983 | Rally, Rally STX; Code FN,FR | 22026 |
| 5.7L V8 350 CID | 1981-1983 | Vandura | 22026 |
| 5.7L V8 350 CID | 1987-1988 | Rally, Rally STX, Vandura; Code DE,HS | 22149 |
| 5.7L V8 350 CID | 1987-1991 | Rally, Rally STX, Vandura; Code HS | 22145 |
| 5.7L V8 350 CID | 1987-1995 | Rally, Rally STX, Vandura; Code GE,GR,HK,OF,QD,SG,SH | 22142 |
| 5.7L V8 350 CID | 1988-1995 | Rally, Rally STX, Vandura; Code GB,GC,GP,HS,RS,SA,SB,SR | 22158 |
| 5.7L V8 350 CID | 1990-1992 | Rally, Rally STX, Vandura; Code GG,GN,SJ | 22153 |
| 5.7L V8 5736cc 350 CID | 1970 | Vandura | 21049 |
| 5.7L V8 5736cc 350 CID | 1971-1973 | | 21049 |
| 5.7L V8 5736cc 350 CID | 1972-1973 | Rally, Vandura | 21049 |
| 5.7L V8 5736cc 350 CID | 1975-1973 | Vandura, | 22049 |
| 5.7L V8 5736cc 350 CID | 1976-1978 | | 22049 |
| 5.7L V8 5736cc 350 CID | 1984-1973 | | 22045 |
| 6.2L V8 379 CID | 1983-1984 | Rally, Rally Custom, Rally STX, Vandura | 22052 |
| 6.2L V8 379 CID | 1985-1989 | Rally, Rally STX, Vandura; Code DT,SW | 22052 |
| 6.2L V8 379 CID | 1985-1991 | Rally, Rally STX, Vandura; Code AW,HT | 22052 |
| 6.2L V8 379 CID | 1990-1991 | Rally, Rally STX, Vandura; Code SX | 22052 |
| 6.2L V8 379 CID | 1992-1993 | Rally, Rally STX, Vandura | 22052 |
| 6.5L V8 395 CID | 1994-1995 | Rally, Rally STX, Vandura | 22154 |
| 6.6L V8 400 CID | 1979-1980 | Rally, Rally STX, Vandura | 22045 |
| 6.6L V8 6556cc 400 CID | 1975-1978 | | 22045 |
| 7.4L V8 7441cc 454 CID | 1975-1976 | Rally, Rally STX | 22051 |
| G35 | | | |
| 6.6L V8 400 CID | 1975-1978 | Rally, Rally Camper Special, Rally STX, Vandura, Vandura Special | 22045 |
| 6.6L V8 400 CID | 1976-1978 | Magnavan | 22045 |
| 7.4L V8 454 CID | 1976 | Magnavan | 22045 |
| G3500 | | | |
| 4.1L L6 250 CID | 1982-1984 | Vandura, Vandura Special; Exc.Air Cond; Exc.Heavy Duty Cooling | 22026 |
| 4.1L L6 250 CID | 1982-1984 | Vandura, Vandura Special; For A/C Belt; Heavy Duty Cooling | 22045 |
| 4.1L L6 4098cc 250 CID | 1971-1974 | | 21049 |
| 4.1L L6 4098cc 250 CID | 1979-1974 | Vandura, Vandura Special | 22049 |
| 4.3L V6 262 CID | 1985-1986 | Vandura Special; Code FK | 22045 |
| 4.3L V6 262 CID | 1985-1986 | Vandura Special; Code HG | 22045 |
| 4.3L V6 262 CID | 1985-1986 | Vandura, Vandura Special; Code FN | 22026 |
| 4.3L V6 262 CID | 1985-1986 | Vandura; Code FK | 22045 |
| 4.3L V6 262 CID | 1985-1986 | Vandura; Code HG | 22045 |
| 4.3L V6 262 CID | 1987-1989 | Vandura, Vandura Special; Code DE,HS | 22149 |
| 4.3L V6 262 CID | 1987-1991 | Vandura, Vandura Special; Code HS | 22145 |
| 4.3L V6 262 CID | 1987-1995 | Vandura, Vandura Special; Code GG,GN,SJ | 22153 |
| 4.3L V6 262 CID | 1988-1995 | Vandura, Vandura Special; Code GB,GC,GP,HS,RS,SA,SB,SR | 22158 |
| 5.0L V8 305 CID | 1981 | Vandura, Vandura Special | 22045 |
| 5.7L V8 350 CID | 1980 | Magnavan, Rally, Rally Camper Special, Rally STX, Vandura, Vandura Special; Code DJ | 22049 |
| 5.7L V8 350 CID | 1982 | Magnavan; Code FN,FR | 22026 |
| 5.7L V8 350 CID | 1983 | Rally, Rally Camper Special, Rally Custom, Rally STX; Code FK | 22045 |
| 5.7L V8 350 CID | 1985 | Magnavan, Rally, Rally Camper Special, Rally Custom, Rally STX, Vandura, Vandura Special; Code DM,DU,FL,GZ | 22045 |
| 5.7L V8 350 CID | 1986 | Magnavan, Rally, Rally Camper Special, Rally Custom, Rally STX, Vandura, Vandura Special; DM,DU,FL,GZ | 22045 |
| 5.7L V8 350 CID | 1992 | Magnavan, Rally, Rally Camper Special, Rally STX, Vandura, Vandura Special; Code SL | 22145 |
| 5.7L V8 350 CID | 1995 | Rally Camper Special, Vandura Special; Code GB,GC,GP,HS,RS,SA,SB,SR | 22158 |
| 5.7L V8 350 CID | 1996 | Rally Camper Special, Vandura Special | 22158 |

| Engine | Years | Application | USMW |
|------------------------|-----------|--|-------|
| GMC (CONT.) | | | |
| G3500 (CONT.) | | | |
| 5.7L V8 350 CID | 1980-1982 | Magnavan; Code DU | 22045 |
| 5.7L V8 350 CID | 1980-1982 | Rally, Rally Camper Special, Rally STX; Code DU | 22045 |
| 5.7L V8 350 CID | 1980-1984 | Vandura, Vandura Special; Code DU | 22045 |
| 5.7L V8 350 CID | 1980-1988 | Magnavan; Code FK | 22045 |
| 5.7L V8 350 CID | 1981-1982 | Magnavan; Code FR | 22026 |
| 5.7L V8 350 CID | 1981-1982 | Rally, Rally Camper Special, Rally STX; Code FR | 22026 |
| 5.7L V8 350 CID | 1981-1986 | Vandura, Vandura Special; Code FR | 22026 |
| 5.7L V8 350 CID | 1983-1984 | Magnavan, Rally, Rally Camper Special, Rally Custom, Rally STX; Code DU | 22045 |
| 5.7L V8 350 CID | 1983-1984 | Rally, Rally Camper Special, Rally Custom, Rally STX; Code FN,FR | 22026 |
| 5.7L V8 350 CID | 1983-1986 | Magnavan, Rally, Rally Camper Special, Rally Custom, Rally STX; Code FR | 22026 |
| 5.7L V8 350 CID | 1985-1986 | Magnavan, Rally; Code FK | 22045 |
| 5.7L V8 350 CID | 1985-1986 | Rally | 22045 |
| 5.7L V8 350 CID | 1985-1986 | Rally Camper Special, Rally Custom | 22045 |
| 5.7L V8 350 CID | 1985-1986 | Rally Camper Special; Code FK | 22045 |
| 5.7L V8 350 CID | 1985-1986 | Rally STX | 22045 |
| 5.7L V8 350 CID | 1985-1986 | Rally STX; Code FK | 22045 |
| 5.7L V8 350 CID | 1985-1986 | Vandura, Vandura Special; Code FK | 22045 |
| 5.7L V8 350 CID | 1985-1988 | Rally Custom; Code FK | 22045 |
| 5.7L V8 350 CID | 1987-1988 | Magnavan; Code DM,FK | 22045 |
| 5.7L V8 350 CID | 1987-1988 | Magnavan; Code DM,GZ | 22045 |
| 5.7L V8 350 CID | 1987-1988 | Rally Custom; Code DM,FK | 22045 |
| 5.7L V8 350 CID | 1987-1988 | Rally Custom; Code DM,GZ | 22045 |
| 5.7L V8 350 CID | 1987-1989 | Magnavan; Code DE,HS | 22149 |
| 5.7L V8 350 CID | 1987-1989 | Rally, Rally Camper Special, Rally STX, Vandura, Vandura Special; Code DE,HS | 22149 |
| 5.7L V8 350 CID | 1987-1991 | Magnavan; Code HS | 22145 |
| 5.7L V8 350 CID | 1987-1991 | Rally, Rally Camper Special, Rally STX, Vandura, Vandura Special; Code HS | 22145 |
| 5.7L V8 350 CID | 1987-1994 | Magnavan; Code GB,GC,GP,HS,SB,SA,SB,SR | 22158 |
| 5.7L V8 350 CID | 1987-1994 | Rally, Rally Camper Special, Rally STX, Vandura, Vandura Special; Code GB,GC,GP,HS,SB,SA,SB,SR | 22158 |
| 5.7L V8 350 CID | 1995-1996 | Magnavan, Rally, Rally STX, Vandura; Code GB,GC,GP,HS,SB,SA,SB,SR | 22158 |
| 5.7L V8 5736cc 350 CID | 1971-1974 | | 21049 |
| 5.7L V8 5736cc 350 CID | 1975-1976 | Magnavan | 22049 |
| 5.7L V8 5736cc 350 CID | 1977-1979 | | 22049 |
| 5.7L V8 5736cc 350 CID | 1984-1979 | Magnavan | 22054 |
| 6.2L V8 379 CID | 1983-1984 | Magnavan, Rally, Rally Camper Special, Rally Custom, Rally STX, Vandura, Vandura Special | 22052 |
| 6.2L V8 379 CID | 1985-1988 | Rally Custom | 22052 |
| 6.2L V8 379 CID | 1985-1993 | Magnavan, Rally, Rally Camper Special, Rally STX, Vandura, Vandura Special | 22052 |
| 6.5L V8 395 CID | 1994-1996 | Rally, Rally Camper Special, Rally STX, Vandura, Vandura Special | 22154 |
| 6.5L V8 395 CID | 1995-1996 | Magnavan | 22154 |
| 6.6L V8 400 CID | 1979-1980 | Magnavan, Rally, Rally Camper Special, Rally STX, Vandura, Vandura Special | 22045 |
| 7.4L V8 454 CID | 1988-1996 | Magnavan | 22145 |
| 7.4L V8 454 CID | 1989-1996 | Rally, Rally Camper Special, Rally STX, Vandura, Vandura Special | 22145 |
| JIMMY | | | |
| 4.1L L6 250 CID | 1980-1982 | Base; Exc.Air Cond | 22043 |
| 4.1L L6 250 CID | 1980-1982 | Base; For A/C Belt | 22043 |
| 4.1L L6 250 CID | 1980-1982 | High Sierra; Exc.Air Cond | 22043 |
| 4.1L L6 250 CID | 1980-1982 | High Sierra; For A/C Belt | 22043 |
| 4.1L L6 250 CID | 1980-1982 | Sierra Classic; Exc.Air Cond | 22043 |
| 4.1L L6 250 CID | 1980-1982 | Sierra Classic; For A/C Belt | 22043 |
| 4.1L L6 250 CID | 1980-1982 | Sierra Grande; Exc.Air Cond | 22043 |
| 4.1L L6 250 CID | 1980-1982 | Sierra Grande; For A/C Belt | 22043 |
| 4.1L L6 250 CID | 1980-1982 | Street Coupe; Exc.Air Cond | 22043 |
| 4.1L L6 250 CID | 1980-1982 | Street Coupe; For A/C Belt | 22043 |
| 4.1L L6 4098cc 250 CID | 1970-1976 | | 21049 |

| Engine | Years | Application | USMW |
|------------------------|-----------|--|-------|
| 4.1L L6 4098cc 250 CID | 1977-1979 | Base, High Sierra, Sierra Grande | 21049 |
| 4.3L V6 262 CID | 1994 | Base, SLE, SLS, SLT | 22145 |
| 4.3L V6 262 CID | 1995 | Base, SL, SLE, SLS, SLT; A/C | 22145 |
| 4.3L V6 262 CID | 1995 | Base, SL, SLE, SLS, SLT; Exc.A/C | 22153 |
| 4.3L V6 262 CID | 1996 | Base; Exc.Air Cond | 22162 |
| 4.3L V6 262 CID | 1996 | Base; For A/C Belt | 22158 |
| 4.3L V6 262 CID | 1992-1994 | Base, SLE, SLT; Exc.Air Cond | 22153 |
| 4.3L V6 262 CID | 1992-1994 | Base, SLE, SLT; For A/C Belt | 22145 |
| 4.3L V6 262 CID | 1993-1994 | SLS; Exc.Air Cond | 22153 |
| 4.3L V6 262 CID | 1993-1994 | SLS; For A/C Belt | 22145 |
| 4.3L V6 262 CID | 1996-1999 | SL; Exc.Air Cond | 22162 |
| 4.3L V6 262 CID | 1996-1999 | SL; For A/C Belt | 22158 |
| 4.3L V6 262 CID | 1996-2001 | SLE, SLS, SLT; Exc.Air Cond | 22162 |
| 4.3L V6 262 CID | 1996-2001 | SLE, SLS, SLT; For A/C Belt | 22158 |
| 4.3L V6 262 CID | 1998-2000 | Envoy; Exc.Air Cond | 22162 |
| 4.3L V6 262 CID | 1998-2000 | Envoy; For A/C Belt | 22158 |
| 4.3L V6 262 CID | 2000-2001 | Diamond Edition; Exc.Air Cond | 22162 |
| 4.3L V6 262 CID | 2000-2001 | Diamond Edition; For A/C Belt | 22158 |
| 4.8L L6 4786cc 292 CID | 1973-1976 | | 21049 |
| 5.0L V8 305 CID | 1980 | Base, High Sierra, Sierra Classic, Sierra Grande, Street Coupe; Code FC | 22049 |
| 5.0L V8 305 CID | 1981 | Base; Code FC | 22049 |
| 5.0L V8 305 CID | 1981 | High Sierra; Code FC | 22049 |
| 5.0L V8 305 CID | 1981 | Sierra Classic; Code FC | 22049 |
| 5.0L V8 305 CID | 1981 | Sierra Grande; Code FC | 22049 |
| 5.0L V8 305 CID | 1981 | Street Coupe; Code FC | 22049 |
| 5.0L V8 305 CID | 1982 | Base, High Sierra, Sierra Classic, Sierra Grande, Street Coupe; Code DB | 22045 |
| 5.0L V8 305 CID | 1982 | Base; Code CM,FC | 22049 |
| 5.0L V8 305 CID | 1982 | High Sierra; Code CM,FC | 22049 |
| 5.0L V8 305 CID | 1982 | Sierra Classic; Code CM,FC | 22049 |
| 5.0L V8 305 CID | 1982 | Sierra Grande; Code CM,FC | 22049 |
| 5.0L V8 305 CID | 1982 | Street Coupe; Code CM,FC | 22049 |
| 5.0L V8 305 CID | 1984 | Base, High Sierra, Sierra Classic; Code DM | 22045 |
| 5.0L V8 305 CID | 1985 | High Sierra; Code DM,GZ | 22045 |
| 5.0L V8 305 CID | 1987 | Base; Code CM,FC,HD,KC | 22045 |
| 5.0L V8 305 CID | 1987 | Base; Code DA,DB | 22045 |
| 5.0L V8 305 CID | 1987 | Sierra Classic; Code CM,FC,HD,KC | 22045 |
| 5.0L V8 305 CID | 1987 | Sierra Classic; Code DA,DB | 22045 |
| 5.0L V8 305 CID | 1977-1979 | | 22045 |
| 5.0L V8 305 CID | 1980-1981 | Base; Code AM | 22045 |
| 5.0L V8 305 CID | 1980-1981 | Base; Code CB,CU,CX,FB | 22045 |
| 5.0L V8 305 CID | 1980-1981 | Base; Code DD | 22045 |
| 5.0L V8 305 CID | 1980-1981 | High Sierra; Code AM | 22045 |
| 5.0L V8 305 CID | 1980-1981 | High Sierra; Code CB,CU,CX,FB | 22045 |
| 5.0L V8 305 CID | 1980-1981 | High Sierra; Code DD | 22045 |
| 5.0L V8 305 CID | 1980-1981 | Sierra Classic; Code AM | 22045 |
| 5.0L V8 305 CID | 1980-1981 | Sierra Classic; Code CB,CU,CX,FB | 22045 |
| 5.0L V8 305 CID | 1980-1981 | Sierra Classic; Code DD | 22045 |
| 5.0L V8 305 CID | 1980-1981 | Sierra Grande; Code AM | 22045 |
| 5.0L V8 305 CID | 1980-1981 | Sierra Grande; Code CB,CU,CX,FB | 22045 |
| 5.0L V8 305 CID | 1980-1981 | Sierra Grande; Code DD | 22045 |
| 5.0L V8 305 CID | 1980-1981 | Street Coupe; Code AM | 22045 |
| 5.0L V8 305 CID | 1980-1981 | Street Coupe; Code CB,CU,CX,FB | 22045 |
| 5.0L V8 305 CID | 1980-1981 | Street Coupe; Code DD | 22045 |
| 5.0L V8 305 CID | 1981-1982 | Base; Spring Code-DA | 22049 |
| 5.0L V8 305 CID | 1981-1982 | Sierra Classic; Spring Code-DA | 22049 |
| 5.0L V8 305 CID | 1981-1982 | Sierra Grande; Spring Code-DA | 22049 |
| 5.0L V8 305 CID | 1981-1982 | Street Coupe; Spring Code-DA | 22049 |
| 5.0L V8 305 CID | 1981-1985 | High Sierra; Spring Code-DA | 22049 |
| 5.0L V8 305 CID | 1983-1984 | Base, High Sierra, Sierra Classic; Code CM,FC,KC | 22045 |
| 5.0L V8 305 CID | 1983-1985 | High Sierra; Code DB | 22045 |
| 5.0L V8 305 CID | 1983-1986 | Base, Sierra Classic; Code DB | 22045 |
| 5.0L V8 305 CID | 1983-1986 | Base, Sierra Classic; Spring Code-DA | 22049 |
| 5.0L V8 305 CID | 1985-1987 | Base, Sierra Classic; Code DM,GZ | 22045 |
| 5.0L V8 307 CID | 1970-1972 | | 22045 |
| 5.0L V8 5031cc 307 CID | 1970-1973 | | 22045 |
| 5.7L V8 350 CID | 1982 | Base, High Sierra, Sierra Classic, Sierra Grande, Street Coupe; Code CM,FC | 22049 |



FAN CLUTCH APPLICATION GUIDE



| Engine | Years | Application | USMW |
|------------------------|-----------|---|-------|
| GMC (CONT.) | | | |
| JIMMY (CONT.) | | | |
| 5.7L V8 350 CID | 1982 | Sierra Grande, Street Coupe; Code DB | 22045 |
| 5.7L V8 350 CID | 1984 | Base, High Sierra, Sierra Classic; Code DM | 22045 |
| 5.7L V8 350 CID | 1985 | Base, High Sierra, Sierra Classic; Code CM,FC,HD,KC | 22042 |
| 5.7L V8 350 CID | 1985 | Base; Code HD | 22045 |
| 5.7L V8 350 CID | 1985 | High Sierra, Sierra Classic; Code HD | 22045 |
| 5.7L V8 350 CID | 1985 | High Sierra; Code DM,GZ | 22045 |
| 5.7L V8 350 CID | 1970-1979 | | 22045 |
| 5.7L V8 350 CID | 1980-1981 | Base; Code AM | 22045 |
| 5.7L V8 350 CID | 1980-1981 | Base; Code CB,CU,CX,FB | 22045 |
| 5.7L V8 350 CID | 1980-1981 | High Sierra; Code AM | 22045 |
| 5.7L V8 350 CID | 1980-1981 | High Sierra; Code CB,CU,CX,FB | 22045 |
| 5.7L V8 350 CID | 1980-1981 | Sierra Classic; Code AM | 22045 |
| 5.7L V8 350 CID | 1980-1981 | Sierra Classic; Code CB,CU,CX,FB | 22045 |
| 5.7L V8 350 CID | 1980-1981 | Sierra Grande; Code AM | 22045 |
| 5.7L V8 350 CID | 1980-1981 | Sierra Grande; Code CB,CU,CX,FB | 22045 |
| 5.7L V8 350 CID | 1980-1981 | Street Coupe; Code AM | 22045 |
| 5.7L V8 350 CID | 1980-1981 | Street Coupe; Code CB,CU,CX,FB | 22045 |
| 5.7L V8 350 CID | 1980-1982 | Sierra Grande, Street Coupe; Code DD | 22045 |
| 5.7L V8 350 CID | 1980-1983 | Base, High Sierra, Sierra Classic; Code DD | 22045 |
| 5.7L V8 350 CID | 1981-1982 | Sierra Grande, Street Coupe; Spring Code-DA | 22049 |
| 5.7L V8 350 CID | 1981-1984 | Base, High Sierra, Sierra Classic; Spring Code-DA | 22049 |
| 5.7L V8 350 CID | 1982-1985 | High Sierra; Code DB | 22045 |
| 5.7L V8 350 CID | 1982-1989 | Base, Sierra Classic; Code DB | 22045 |
| 5.7L V8 350 CID | 1983-1984 | Base, High Sierra, Sierra Classic; Code CM,FC,KC | 22045 |
| 5.7L V8 350 CID | 1985-1989 | Base, Sierra Classic; Code DM,GZ | 22045 |
| 5.7L V8 350 CID | 1986-1988 | Base, Sierra Classic; Spring Code-DA | 22049 |
| 5.7L V8 350 CID | 1987-1988 | Base, Sierra Classic; Code CM,FC,HD,KC | 22045 |
| 5.7L V8 350 CID | 1988-1989 | Base, Sierra Classic; Code DK | 22045 |
| 5.7L V8 350 CID | 1989-1990 | Sierra Classic; Code DE,GB,HS | 22145 |
| 5.7L V8 350 CID | 1989-1990 | Sierra Classic; Code GG | 22153 |
| 5.7L V8 350 CID | 1989-1990 | Sierra Classic; Code HK,HL | 22140 |
| 5.7L V8 350 CID | 1989-1991 | Base; Code DE,GB,HS | 22145 |
| 5.7L V8 350 CID | 1989-1991 | Base; Code GG | 22153 |
| 5.7L V8 350 CID | 1989-1991 | Base; Code HK,HL | 22140 |
| 5.7L V8 5736cc 350 CID | 1970-1974 | | 22045 |
| 5.7L V8 5737cc 350 CID | 1974 | | 22045 |
| 6.2L V8 379 CID | 1982 | Base, High Sierra, Sierra Classic, Sierra Grande, Street Coupe; Code AY | 22602 |
| 6.2L V8 379 CID | 1982 | Sierra Grande, Street Coupe; Code DT | 22052 |
| 6.2L V8 379 CID | 1985 | High Sierra; Code ABC,DT | 22052 |
| 6.2L V8 379 CID | 1985 | High Sierra; Code AW,HT | 22052 |
| 6.2L V8 379 CID | 1987 | Base, Sierra Classic; Code ABC,AW | 22052 |
| 6.2L V8 379 CID | 1982-1984 | Base, High Sierra, Sierra Classic; Code DT | 22052 |
| 6.2L V8 379 CID | 1983-1984 | Base; Code ABC | 22052 |
| 6.2L V8 379 CID | 1983-1984 | Base; Code AW | 22052 |
| 6.2L V8 379 CID | 1983-1984 | High Sierra; Code ABC | 22052 |
| 6.2L V8 379 CID | 1983-1984 | High Sierra; Code AW | 22052 |
| 6.2L V8 379 CID | 1983-1984 | Sierra Classic; Code ABC | 22052 |
| 6.2L V8 379 CID | 1983-1984 | Sierra Classic; Code AW | 22052 |
| 6.2L V8 379 CID | 1985-1990 | Sierra Classic; Code ABC,DT | 22052 |
| 6.2L V8 379 CID | 1985-1990 | Sierra Classic; Code AW,HT | 22052 |
| 6.2L V8 379 CID | 1985-1991 | Base; Code ABC,DT | 22052 |
| 6.2L V8 379 CID | 1985-1991 | Base; Code AW,HT | 22052 |
| 6.6L V8 400 CID | 1975-1979 | | 22045 |
| 7.4L V8 454 CID | 1973-1976 | | 22045 |
| 7.4L V8 7439cc 454 CID | 1973-1974 | | 22045 |
| 7.4L V8 7441cc 454 CID | 1973 | | 22045 |
| JIMMY (CAN) | | | |
| 4.3L V6 4294cc 262 CID | 2002-1976 | | 22158 |
| K1000 | | | |
| 3.8L L6 3770cc 230 CID | 1963-1965 | | 21049 |
| 3.8L L6 3770cc 230 CID | 1964-1965 | | 22049 |
| 4.1L L6 4098cc 250 CID | 1966 | | 21049 |
| 4.8L L6 4786cc 292 CID | 1964-1966 | | 21049 |
| 5.0L V6 4999cc 305 CID | 1961-1965 | | 22049 |

| Engine | Years | Application | USMW |
|---------------------------|-----------|---|-------|
| 5.0L V6 4999cc 305 CID | 1963-1966 | | 21049 |
| K15 | | | |
| 4.1L L6 250 CID | 1978 | | 22013 |
| K15 SUBURBAN | | | |
| 4.1L L6 250 CID | 1978 | | 22043 |
| K15/K1500 PICKUP | | | |
| 5.0L V6 305 CID | 1968-1969 | | 22045 |
| 5.0L V6 5012cc 305 CID | 1968-1969 | | 22045 |
| 5.0L V8 307 CID | 1968-1971 | | 22045 |
| 5.0L V8 5031cc 307 CID | 1968-1973 | | 22045 |
| 5.7L V6 5753cc 351 CID | 1968 | | 22045 |
| 5.7L V8 350 CID | 1969-1974 | | 22045 |
| 5.7L V8 5736cc 350 CID | 1969-1974 | | 22045 |
| 5.7L V8 5737cc 350 CID | 1974 | | 22045 |
| 6.5L V8 396 CID | 1968-1969 | | 22045 |
| 6.5L V8 6489cc 396 CID | 1968-1969 | | 22045 |
| 6.6L V8 6588cc 402 CID | 1970-1972 | | 22045 |
| 7.4L V8 7439cc 454 CID | 1973-1974 | | 22045 |
| K15/K1500 SUBURBAN | | | |
| 5.0L V6 305 CID | 1969 | | 22045 |
| 5.0L V6 5012cc 305 CID | 1968-1969 | | 22045 |
| 5.0L V8 307 CID | 1968-1973 | | 22045 |
| 5.0L V8 5031cc 307 CID | 1968-1973 | | 22045 |
| 5.7L V6 5753cc 351 CID | 1968 | | 22045 |
| 5.7L V8 350 CID | 1969-1974 | | 22045 |
| 5.7L V8 5736cc 350 CID | 1969-1974 | | 22045 |
| 5.7L V8 5737cc 350 CID | 1974 | | 22045 |
| 6.5L V8 396 CID | 1968 | | 22045 |
| 6.5L V8 6489cc 396 CID | 1968-1969 | | 22045 |
| 6.6L V8 402 CID | 1970-1972 | | 22045 |
| 6.6L V8 6588cc 402 CID | 1970-1972 | | 22045 |
| 7.4L V8 454 CID | 1974 | | 22045 |
| 7.4L V8 7439cc 454 CID | 1973-1974 | | 22045 |
| K1500 | | | |
| 3.8L L6 3770cc 230 CID | 1964-1965 | | 22049 |
| 3.8L L6 3770cc 230 CID | 1968-1969 | | 21049 |
| 4.1L L6 250 CID | 1979 | | 22043 |
| 4.1L L6 250 CID | 1980-1982 | Sierra Grande; Exc.Air Cond | 22043 |
| 4.1L L6 250 CID | 1980-1982 | Sierra Grande; For A/C Belt | 22043 |
| 4.1L L6 250 CID | 1980-1984 | Base; Exc.Air Cond | 22043 |
| 4.1L L6 250 CID | 1980-1984 | Base; For A/C Belt | 22043 |
| 4.1L L6 250 CID | 1980-1984 | High Sierra; Exc.Air Cond | 22043 |
| 4.1L L6 250 CID | 1980-1984 | High Sierra; For A/C Belt | 22043 |
| 4.1L L6 250 CID | 1980-1984 | Sierra Classic; Exc.Air Cond | 22043 |
| 4.1L L6 250 CID | 1980-1984 | Sierra Classic; For A/C Belt | 22043 |
| 4.1L L6 4098cc 250 CID | 1966-1974 | | 21049 |
| 4.1L L6 4098cc 250 CID | 1975-1977 | | 22049 |
| 4.3L V6 262 CID | 1991 | Sierra, Sierra SLE, Sierra SLX; Code HS | 22145 |
| 4.3L V6 262 CID | 1993 | Sierra Sport; Code AR,AX,BD,GP,HK,JM | 22140 |
| 4.3L V6 262 CID | 1993 | Sierra Sport; Code DD,GG,GN | 22153 |
| 4.3L V6 262 CID | 1993 | Sierra Sport; Code GJ,HS | 22145 |
| 4.3L V6 262 CID | 1993 | Sierra, Sierra SLX, Sierra Sport; Code GK | 22142 |
| 4.3L V6 262 CID | 1995 | Sierra SLS; Code AR,AX,BD,GP,HK,JM | 22140 |
| 4.3L V6 262 CID | 1995 | Sierra SLS; Code BT,GM,HL | 22149 |
| 4.3L V6 262 CID | 1995 | Sierra SLS; Code DD,GG,GN | 22153 |
| 4.3L V6 262 CID | 1995 | Sierra SLS; Code GK | 22142 |
| 4.3L V6 262 CID | 1985-1986 | Base, High Sierra, Sierra Classic; Spring Code-DA | 22049 |
| 4.3L V6 262 CID | 1985-1986 | Base; Code DM,GZ | 22045 |
| 4.3L V6 262 CID | 1985-1986 | Base; Code HG | 22045 |
| 4.3L V6 262 CID | 1985-1986 | High Sierra; Code DM,GZ | 22045 |
| 4.3L V6 262 CID | 1985-1986 | High Sierra; Code HG | 22045 |
| 4.3L V6 262 CID | 1985-1986 | Sierra Classic; Code DM,GZ | 22045 |
| 4.3L V6 262 CID | 1985-1986 | Sierra Classic; Code HG | 22045 |
| 4.3L V6 262 CID | 1988-1993 | Sierra, Sierra SLE, Sierra SLX; Code GJ,HS | 22145 |
| 4.3L V6 262 CID | 1988-1993 | Sierra, Sierra SLX; Code AR,AX,BD,GP,HK,JM | 22140 |
| 4.3L V6 262 CID | 1988-1993 | Sierra, Sierra SLX; Code DD,GG,GN | 22153 |
| 4.3L V6 262 CID | 1988-1995 | Sierra SLE; Code AR,AX,BD,GP,HK,JM | 22140 |
| 4.3L V6 262 CID | 1988-1995 | Sierra SLE; Code DD,GG,GN | 22153 |
| 4.3L V6 262 CID | 1993-1995 | Sierra SLE; Code GK | 22142 |

| Engine | Years | Application | USMW |
|------------------------|-----------|--|--------------|
| GMC (CONT.) | | | |
| K1500 (CONT.) | | | |
| 4.3L V6 262 CID | 1994-1995 | Sierra SL, Sierra SLE, Sierra SLT, Sierra Special; Code BT,GM,HL | 22149 |
| 4.3L V6 262 CID | 1994-1995 | Sierra SL, Sierra SLT, Sierra Special; Code AR,AX,BD,GP,HK,JM | 22140 |
| 4.3L V6 262 CID | 1994-1995 | Sierra SL, Sierra SLT, Sierra Special; Code DD,GG,GN | 22153 |
| 4.3L V6 262 CID | 1994-1995 | Sierra SL, Sierra SLT, Sierra Special; Code GK | 22142 |
| 4.3L V6 262 CID | 1996-1998 | Sierra SL, Sierra SLE, Sierra SLT, Sierra Special; Exc.Air Cond | 22162 |
| 4.3L V6 262 CID | 1996-1998 | Sierra SL, Sierra SLE, Sierra SLT, Sierra Special; For A/C Belt | 22158 |
| 4.8L L6 292 CID | 1979 | | 22043 |
| 4.8L L6 292 CID | 1980 | Base, High Sierra, Sierra Classic, Sierra Grande; Exc.Air Cond | 22043 |
| 4.8L L6 292 CID | 1980 | Base, High Sierra, Sierra Classic, Sierra Grande; For A/C Belt | 22049 |
| 4.8L L6 4786cc 292 CID | 1966-1974 | | 21049 |
| 4.8L L6 4786cc 292 CID | 1975-1976 | | 22049 |
| 5.0L V6 4999cc 305 CID | 1961-1965 | | 22049 |
| 5.0L V6 4999cc 305 CID | 1966-1967 | | 21049 |
| 5.0L V8 305 CID | 1979 | | 22045 |
| 5.0L V8 305 CID | 1981 | Base, High Sierra, Sierra Classic, Sierra Grande; Code FC | 22049 |
| 5.0L V8 305 CID | 1981 | Base; Code AM | 22045 |
| 5.0L V8 305 CID | 1981 | Base; Code CB,CU,CX,FB | 22045 |
| 5.0L V8 305 CID | 1981 | Base; Code DD | 22045 |
| 5.0L V8 305 CID | 1981 | High Sierra; Code AM | 22045 |
| 5.0L V8 305 CID | 1981 | High Sierra; Code CB,CU,CX,FB | 22045 |
| 5.0L V8 305 CID | 1981 | High Sierra; Code DD | 22045 |
| 5.0L V8 305 CID | 1981 | Sierra Classic; Code AM | 22045 |
| 5.0L V8 305 CID | 1981 | Sierra Classic; Code CB,CU,CX,FB | 22045 |
| 5.0L V8 305 CID | 1981 | Sierra Classic; Code DD | 22045 |
| 5.0L V8 305 CID | 1981 | Sierra Grande; Code AM | 22045 |
| 5.0L V8 305 CID | 1981 | Sierra Grande; Code CB,CU,CX,FB | 22045 |
| 5.0L V8 305 CID | 1981 | Sierra Grande; Code DD | 22045 |
| 5.0L V8 305 CID | 1982 | Base, High Sierra, Sierra Classic, Sierra Grande; Code CM,FC | 22049 |
| 5.0L V8 305 CID | 1982 | Sierra Grande; Code DB | 22045 |
| 5.0L V8 305 CID | 1984 | Base, High Sierra, Sierra Classic; Code DM | 22045 |
| 5.0L V8 305 CID | 1993 | Sierra Sport; Code AR,AX,BD,GP,HK,JM | 22140 |
| 5.0L V8 305 CID | 1993 | Sierra Sport; Code BT,GM,HL | 22149 |
| 5.0L V8 305 CID | 1993 | Sierra Sport; Code DD,GG,GN | 22153 |
| 5.0L V8 305 CID | 1995 | Sierra SLS; Code AR,AX,BD,GP,HK,JM | 22140 |
| 5.0L V8 305 CID | 1995 | Sierra SLS; Code BT,GM,HL | 22149 |
| 5.0L V8 305 CID | 1995 | Sierra SLS; Code DD,GG,GN | 22153 |
| 5.0L V8 305 CID | 1998 | Sierra Special; For A/C Belt | 22158 |
| 5.0L V8 305 CID | 1981-1982 | Sierra Grande; Spring Code-DA | 22049 |
| 5.0L V8 305 CID | 1981-1986 | Base, High Sierra, Sierra Classic; Spring Code-DA | 22049 |
| 5.0L V8 305 CID | 1982-1986 | Base, High Sierra, Sierra Classic; Code DB | 22045 |
| 5.0L V8 305 CID | 1983-1984 | Base, High Sierra, Sierra Classic; Code CM,FC,KC | 22045 |
| 5.0L V8 305 CID | 1985-1986 | Base, High Sierra, Sierra Classic; Code DM,GZ | 22045 |
| 5.0L V8 305 CID | 1988-1989 | Sierra, Sierra SLE, Sierra SLX; Code HS,GJ | 22145 |
| 5.0L V8 305 CID | 1988-1993 | Sierra, Sierra SLX; Code AR,AX,BD,GP,HK,JM | 22140 |
| 5.0L V8 305 CID | 1988-1993 | Sierra, Sierra SLX; Code DD,GG,GN | 22153 |
| 5.0L V8 305 CID | 1988-1995 | Sierra SLE; Code AR,AX,BD,GP,HK,JM | 22140 |
| 5.0L V8 305 CID | 1988-1995 | Sierra SLE; Code DD,GG,GN | 22153 |
| 5.0L V8 305 CID | 1992-1993 | Sierra, Sierra SLX; Code BT,GM,HL | 22149 |
| 5.0L V8 305 CID | 1992-1995 | Sierra SLE; Code BT,GM,HL | 22149 |
| 5.0L V8 305 CID | 1994-1995 | Sierra SL, Sierra SLT, Sierra Special; Code AR,AX,BD,GP,HK,JM | 22140 |
| 5.0L V8 305 CID | 1994-1995 | Sierra SL, Sierra SLT, Sierra Special; Code BT,GM,HL | 22149 |
| 5.0L V8 305 CID | 1994-1995 | Sierra SL, Sierra SLT, Sierra Special; Code DD,GG,GN | 22153 |
| 5.0L V8 305 CID | 1996-1997 | Sierra SL, Sierra SLE, Sierra SLT, Sierra Special; For A/C Belt | 22158 |
| 5.0L V8 305 CID | 1996-1998 | Sierra Special; Exc.Air Cond | 22162 |

| Engine | Years | Application | USMW |
|------------------------|-----------|--|--------------|
| 5.0L V8 305 CID | 1996-1999 | Sierra SL, Sierra SLE, Sierra SLT; Exc.Air Cond | 22162 |
| 5.0L V8 305 CID | 1998-1999 | Sierra SL, Sierra SLE, Sierra SLT; For A/C Belt | 22158 |
| 5.0L V8 4998cc 305 CID | 1977-1978 | | 22049 |
| 5.3L V8 5360cc 327 CID | 1968 | | 21049 |
| 5.7L V8 350 CID | 1979 | | 22045 |
| 5.7L V8 350 CID | 1980 | Base; Code DD | 22045 |
| 5.7L V8 350 CID | 1980 | High Sierra; Code DD | 22045 |
| 5.7L V8 350 CID | 1980 | Sierra Classic; Code DD | 22045 |
| 5.7L V8 350 CID | 1982 | Sierra Grande; Code DB | 22045 |
| 5.7L V8 350 CID | 1984 | Base, High Sierra, Sierra Classic; Code DM | 22045 |
| 5.7L V8 350 CID | 1985 | Base | 22045 |
| 5.7L V8 350 CID | 1985 | Base, High Sierra, Sierra Classic; Code CM,FC,HD,KC | 22042 |
| 5.7L V8 350 CID | 1985 | Base, High Sierra, Sierra Classic; Stamped #DA | 22049 |
| 5.7L V8 350 CID | 1985 | Base; Code HD | 22045 |
| 5.7L V8 350 CID | 1985 | High Sierra | 22045 |
| 5.7L V8 350 CID | 1985 | High Sierra; Code HD | 22045 |
| 5.7L V8 350 CID | 1985 | Sierra Classic | 22045 |
| 5.7L V8 350 CID | 1985 | Sierra Classic; Code HD | 22045 |
| 5.7L V8 350 CID | 1991 | Sierra, Sierra SLE, Sierra SLX; Code HS | 22145 |
| 5.7L V8 350 CID | 1993 | Sierra Sport; Code AR,AX,BD,GP,HK,JM | 22140 |
| 5.7L V8 350 CID | 1993 | Sierra Sport; Code DD,GG,GN | 22153 |
| 5.7L V8 350 CID | 1993 | Sierra Sport; Code GJ,HS | 22145 |
| 5.7L V8 350 CID | 1993 | Sierra, Sierra SLX, Sierra Sport; Code GK | 22142 |
| 5.7L V8 350 CID | 1995 | Sierra SLS; Code AR,AX,BD,GP,HK,JM | 22140 |
| 5.7L V8 350 CID | 1995 | Sierra SLS; Code BT,GM,HL | 22149 |
| 5.7L V8 350 CID | 1995 | Sierra SLS; Code DD,GG,GN | 22153 |
| 5.7L V8 350 CID | 1995 | Sierra SLS; Code GK | 22142 |
| 5.7L V8 350 CID | 1998 | Sierra Special; For A/C Belt | 22158 |
| 5.7L V8 350 CID | 1980-1981 | Base; Code AM | 22045 |
| 5.7L V8 350 CID | 1980-1981 | Base; Code CB,CU,CX,FB | 22045 |
| 5.7L V8 350 CID | 1980-1981 | High Sierra; Code AM | 22045 |
| 5.7L V8 350 CID | 1980-1981 | High Sierra; Code CB,CU,CX,FB | 22045 |
| 5.7L V8 350 CID | 1980-1981 | Sierra Classic; Code AM | 22045 |
| 5.7L V8 350 CID | 1980-1981 | Sierra Classic; Code CB,CU,CX,FB | 22045 |
| 5.7L V8 350 CID | 1980-1981 | Sierra Grande; Code AM | 22045 |
| 5.7L V8 350 CID | 1980-1981 | Sierra Grande; Code CB,CU,CX,FB | 22045 |
| 5.7L V8 350 CID | 1980-1982 | Sierra Grande; Code DD | 22045 |
| 5.7L V8 350 CID | 1981-1982 | Sierra Grande; Spring Code-DA | 22049 |
| 5.7L V8 350 CID | 1981-1983 | Base, High Sierra, Sierra Classic; Code DD | 22045 |
| 5.7L V8 350 CID | 1981-1986 | Base, High Sierra, Sierra Classic; Spring Code-DA | 22049 |
| 5.7L V8 350 CID | 1982-1986 | Base, High Sierra, Sierra Classic; Code DB | 22045 |
| 5.7L V8 350 CID | 1983-1984 | Base, High Sierra, Sierra Classic; Code CM,FC,KC | 22045 |
| 5.7L V8 350 CID | 1985-1986 | Base; Code DB | 22045 |
| 5.7L V8 350 CID | 1985-1986 | Base; Code DM,GZ | 22045 |
| 5.7L V8 350 CID | 1985-1986 | High Sierra; Code DB | 22045 |
| 5.7L V8 350 CID | 1985-1986 | High Sierra; Code DM,GZ | 22045 |
| 5.7L V8 350 CID | 1985-1986 | Sierra Classic; Code DB | 22045 |
| 5.7L V8 350 CID | 1985-1986 | Sierra Classic; Code DM,GZ | 22045 |
| 5.7L V8 350 CID | 1988-1993 | Sierra, Sierra SLE, Sierra SLX; Code GJ,HS | 22145 |
| 5.7L V8 350 CID | 1988-1993 | Sierra, Sierra SLX; Code AR,AX,BD,GP,HK,JM | 22140 |
| 5.7L V8 350 CID | 1988-1993 | Sierra, Sierra SLX; Code DD,GG,GN | 22153 |
| 5.7L V8 350 CID | 1988-1995 | Sierra SLE; Code AR,AX,BD,GP,HK,JM | 22140 |
| 5.7L V8 350 CID | 1988-1995 | Sierra SLE; Code DD,GG,GN | 22153 |
| 5.7L V8 350 CID | 1993-1995 | Sierra SLE; Code GK | 22142 |
| 5.7L V8 350 CID | 1994-1995 | Sierra SL, Sierra SLE, Sierra SLT, Sierra Special; Code BT,GM,HL | 22149 |
| 5.7L V8 350 CID | 1994-1995 | Sierra SL, Sierra SLT, Sierra Special; Code AR,AX,BD,GP,HK,JM | 22140 |
| 5.7L V8 350 CID | 1994-1995 | Sierra SL, Sierra SLT, Sierra Special; Code DD,GG,GN | 22153 |
| 5.7L V8 350 CID | 1994-1995 | Sierra SL, Sierra SLT, Sierra Special; Code GK | 22142 |
| 5.7L V8 350 CID | 1996-1997 | Sierra SL, Sierra SLE, Sierra SLT, Sierra Special; For A/C Belt | 22158 |
| 5.7L V8 350 CID | 1996-1998 | Sierra Special; Exc.Air Cond | 22162 |
| 5.7L V8 350 CID | 1996-1999 | Sierra SL, Sierra SLE, Sierra SLT; Exc.Air Cond | 22162 |
| 5.7L V8 350 CID | 1998-1999 | Sierra SL, Sierra SLE, Sierra SLT; For A/C Belt | 22158 |
| 5.7L V8 5736cc 350 CID | 1975-1978 | | 22049 |

| Engine | Years | Application | USMW |
|------------------------|-----------|--|--------------|
| GMC (CONT.) | | | |
| K1500 (CONT.) | | | |
| 6.2L V8 379 CID | 1982 | Base, High Sierra, Sierra Classic, Sierra Grande; Code AY | 22602 |
| 6.2L V8 379 CID | 1982 | Sierra Grande; Code DT | 22052 |
| 6.2L V8 379 CID | 1983 | Base, High Sierra, Sierra Classic; Code ACC | 22052 |
| 6.2L V8 379 CID | 1993 | Sierra Sport | 22154 |
| 6.2L V8 379 CID | 1982-1984 | Base, High Sierra, Sierra Classic; Code DT | 22052 |
| 6.2L V8 379 CID | 1983-1984 | Base; Code ABC | 22052 |
| 6.2L V8 379 CID | 1983-1984 | Base; Code AW | 22052 |
| 6.2L V8 379 CID | 1983-1984 | High Sierra; Code ABC | 22052 |
| 6.2L V8 379 CID | 1983-1984 | High Sierra; Code AW | 22052 |
| 6.2L V8 379 CID | 1983-1984 | Sierra Classic; Code ABC | 22052 |
| 6.2L V8 379 CID | 1983-1984 | Sierra Classic; Code AW | 22052 |
| 6.2L V8 379 CID | 1985-1986 | Base; Code ABC,DT | 22052 |
| 6.2L V8 379 CID | 1985-1986 | Base; Code AW,HT | 22052 |
| 6.2L V8 379 CID | 1985-1986 | High Sierra; Code ABC,DT | 22052 |
| 6.2L V8 379 CID | 1985-1986 | High Sierra; Code AW,HT | 22052 |
| 6.2L V8 379 CID | 1985-1986 | Sierra Classic; Code ABC,DT | 22052 |
| 6.2L V8 379 CID | 1985-1986 | Sierra Classic; Code AW,HT | 22052 |
| 6.2L V8 379 CID | 1988-1993 | Sierra, Sierra SLE, Sierra SLX | 22154 |
| 6.5L V8 395 CID | 1995 | SLS | 22605 |
| 6.5L V8 395 CID | 1996 | Sierra SL, Sierra SLE, Sierra SLT, Sierra Special | 22605 |
| 6.5L V8 395 CID | 1997 | Sierra SL, Sierra SLE, Sierra SLT | 22613 |
| 6.5L V8 395 CID | 1998 | Sierra SL, Sierra SLE, Sierra SLT, Sierra Special | 22613 |
| 6.5L V8 395 CID | 1994-1995 | Sierra Special, SL, SLE, SLT | 22605 |
| 6.5L V8 6474cc 395 CID | 1995-1978 | | 22605 |
| 6.6L V8 400 CID | 1979 | | 22045 |
| 6.6L V8 400 CID | 1980 | Base, High Sierra, Sierra Classic, Sierra Grande | 22045 |
| 6.6L V8 6556cc 400 CID | 1975-1978 | | 22051 |
| 7.4L V8 454 CID | 1979 | | 22045 |
| 7.4L V8 454 CID | 1980 | Base, High Sierra, Sierra Classic, Sierra Grande | 22045 |
| 7.4L V8 7441cc 454 CID | 1976-1978 | | 22051 |
| K1500 SUBURBAN | | | |
| 4.1L L6 250 CID | 1979 | | 22043 |
| 4.1L L6 250 CID | 1980 | Base; Exc.Air Cond | 22043 |
| 4.1L L6 250 CID | 1980 | Base; For A/C Belt | 22043 |
| 4.1L L6 250 CID | 1980 | High Sierra; Exc.Air Cond | 22043 |
| 4.1L L6 250 CID | 1980 | High Sierra; For A/C Belt | 22043 |
| 4.1L L6 250 CID | 1980 | Sierra Classic; Exc.Air Cond | 22043 |
| 4.1L L6 250 CID | 1980 | Sierra Classic; For A/C Belt | 22043 |
| 4.1L L6 250 CID | 1980 | Sierra Grande; Exc.Air Cond | 22043 |
| 4.1L L6 250 CID | 1980 | Sierra Grande; For A/C Belt | 22043 |
| 5.0L V8 305 CID | 1979 | | 22045 |
| 5.0L V8 305 CID | 1982 | Base, High Sierra, Sierra Classic, Sierra Grande; Code CM,FC | 22049 |
| 5.0L V8 305 CID | 1982 | Sierra Grande; Code DB | 22045 |
| 5.0L V8 305 CID | 1982 | Sierra Grande; Spring Code-DA | 22049 |
| 5.0L V8 305 CID | 1984 | Base, High Sierra, Sierra Classic; Code DM | 22045 |
| 5.0L V8 305 CID | 1985 | Base, High Sierra, Sierra Classic; Code DM,GZ | 22045 |
| 5.0L V8 305 CID | 1982-1985 | Base, High Sierra, Sierra Classic; Code DM,GZ | 22045 |
| 5.0L V8 305 CID | 1982-1985 | Base, High Sierra, Sierra Classic; Spring Code-DA | 22049 |
| 5.0L V8 305 CID | 1983-1984 | Base, High Sierra, Sierra Classic; Code CM,FC,KC | 22045 |
| 5.7L V8 350 CID | 1979 | | 22045 |
| 5.7L V8 350 CID | 1981 | Base, High Sierra, Sierra Classic, Sierra Grande; Spring Code-DA | 22049 |
| 5.7L V8 350 CID | 1982 | Sierra Grande; Code DB | 22045 |
| 5.7L V8 350 CID | 1982 | Sierra Grande; Spring Code-DA | 22049 |
| 5.7L V8 350 CID | 1984 | Base, High Sierra, Sierra Classic; Code DM | 22045 |
| 5.7L V8 350 CID | 1985 | Base, High Sierra, Sierra Classic; Code CM,FC,HD,KC | 22042 |
| 5.7L V8 350 CID | 1985 | Base, High Sierra, Sierra Classic; Code HD | 22045 |
| 5.7L V8 350 CID | 1995 | SLT; Code AR,AX,BD,GP,HK,JM | 22140 |
| 5.7L V8 350 CID | 1995 | SLT; Code BT,GM,HL | 22149 |
| 5.7L V8 350 CID | 1995 | SLT; Code DD,GG,GN | 22153 |
| 5.7L V8 350 CID | 1995 | SLT; Code GK | 22142 |
| 5.7L V8 350 CID | 1996 | Base, SLE, SLT; For A/C Belt | 22158 |
| 5.7L V8 350 CID | 1980-1981 | Base; Code AM | 22045 |

| Engine | Years | Application | USMW |
|---------------------------|-----------|---|--------------|
| 5.7L V8 350 CID | 1980-1981 | Base; Code CB,CU,CX,FB | 22045 |
| 5.7L V8 350 CID | 1980-1981 | Base; Code DD | 22045 |
| 5.7L V8 350 CID | 1980-1981 | High Sierra; Code AM | 22045 |
| 5.7L V8 350 CID | 1980-1981 | High Sierra; Code CB,CU,CX,FB | 22045 |
| 5.7L V8 350 CID | 1980-1981 | High Sierra; Code DD | 22045 |
| 5.7L V8 350 CID | 1980-1981 | Sierra Classic; Code AM | 22045 |
| 5.7L V8 350 CID | 1980-1981 | Sierra Classic; Code CB,CU,CX,FB | 22045 |
| 5.7L V8 350 CID | 1980-1981 | Sierra Classic; Code DD | 22045 |
| 5.7L V8 350 CID | 1980-1981 | Sierra Grande; Code AM | 22045 |
| 5.7L V8 350 CID | 1980-1981 | Sierra Grande; Code CB,CU,CX,FB | 22045 |
| 5.7L V8 350 CID | 1980-1982 | Sierra Grande; Code DD | 22045 |
| 5.7L V8 350 CID | 1982-1983 | Base, High Sierra, Sierra Classic; Code DD | 22045 |
| 5.7L V8 350 CID | 1982-1986 | Base, High Sierra, Sierra Classic; Code DB | 22045 |
| 5.7L V8 350 CID | 1982-1986 | Base, High Sierra, Sierra Classic; Spring Code-DA | 22049 |
| 5.7L V8 350 CID | 1983-1984 | Base, High Sierra, Sierra Classic; Code CM,FC,KC | 22045 |
| 5.7L V8 350 CID | 1985-1986 | Base, High Sierra, Sierra Classic; Code DM,GZ | 22045 |
| 5.7L V8 350 CID | 1992-1994 | Base, SLE; Code GJ,HS | 22145 |
| 5.7L V8 350 CID | 1992-1995 | Base, SLE; Code AR,AX,BD,GP,HK,JM | 22140 |
| 5.7L V8 350 CID | 1992-1995 | Base, SLE; Code DD,GG,GN | 22153 |
| 5.7L V8 350 CID | 1993-1995 | Base, SLE; Code GK | 22142 |
| 5.7L V8 350 CID | 1994-1995 | Base, SLE; Code BT,GM,HL | 22149 |
| 5.7L V8 350 CID | 1996-1999 | Base, SLE, SLT; Exc.Air Cond | 22162 |
| 5.7L V8 350 CID | 1997-1999 | Base, SLE, SLT; For A/C Belt | 22158 |
| 6.2L V8 379 CID | 1982 | Base, High Sierra, Sierra Classic, Sierra Grande; Code AY | 22602 |
| 6.2L V8 379 CID | 1982 | Sierra Grande; Code DT | 22052 |
| 6.2L V8 379 CID | 1983 | Base, High Sierra, Sierra Classic; Code ACC | 22052 |
| 6.2L V8 379 CID | 1982-1984 | Base, High Sierra, Sierra Classic; Code DT | 22052 |
| 6.2L V8 379 CID | 1983-1984 | Base; Code ABC | 22052 |
| 6.2L V8 379 CID | 1983-1984 | Base; Code AW | 22052 |
| 6.2L V8 379 CID | 1983-1984 | High Sierra; Code ABC | 22052 |
| 6.2L V8 379 CID | 1983-1984 | High Sierra; Code AW | 22052 |
| 6.2L V8 379 CID | 1983-1984 | Sierra Classic; Code ABC | 22052 |
| 6.2L V8 379 CID | 1983-1984 | Sierra Classic; Code AW | 22052 |
| 6.2L V8 379 CID | 1985-1986 | Base; Code ABC,DT | 22052 |
| 6.2L V8 379 CID | 1985-1986 | Base; Code AW,HT | 22052 |
| 6.2L V8 379 CID | 1985-1986 | High Sierra; Code ABC,DT | 22052 |
| 6.2L V8 379 CID | 1985-1986 | High Sierra; Code AW,HT | 22052 |
| 6.2L V8 379 CID | 1985-1986 | Sierra Classic; Code ABC,DT | 22052 |
| 6.2L V8 379 CID | 1985-1986 | Sierra Classic; Code AW,HT | 22052 |
| 6.5L V8 395 CID | 1999 | Base, SLE, SLT; Code GCP | 22613 |
| 6.5L V8 395 CID | 1999 | Base, SLE, SLT; Code GDF | 22614 |
| 6.5L V8 395 CID | 1995-1996 | Base, SLE, SLT | 22605 |
| 6.5L V8 395 CID | 1997-1998 | Base, SLE, SLT | 22613 |
| 6.6L V8 400 CID | 1979 | | 22045 |
| 6.6L V8 400 CID | 1980 | Base, High Sierra, Sierra Classic, Sierra Grande | 22045 |
| K25 | | | |
| 4.1L L6 250 CID | 1978 | | 22043 |
| 4.8L L6 292 CID | 1978 | | 22043 |
| K25 SUBURBAN | | | |
| 4.8L L6 292 CID | 1978 | | 22043 |
| K25/K2500 PICKUP | | | |
| 5.0L V6 305 CID | 1968-1969 | | 22045 |
| 5.0L V6 5012cc 305 CID | 1968-1969 | | 22045 |
| 5.0L V8 307 CID | 1968-1972 | | 22045 |
| 5.0L V8 5031cc 307 CID | 1968-1973 | | 22045 |
| 5.7L V6 5753cc 351 CID | 1968 | | 22045 |
| 5.7L V8 350 CID | 1969-1974 | | 22045 |
| 5.7L V8 5736cc 350 CID | 1969-1974 | | 22045 |
| 5.7L V8 5737cc 350 CID | 1974 | | 22045 |
| 6.5L V8 396 CID | 1968-1969 | | 22045 |
| 6.5L V8 6489cc 396 CID | 1968-1969 | | 22045 |
| 6.6L V8 6588cc 402 CID | 1970-1972 | | 22045 |
| 7.4L V8 454 CID | 1973-1974 | | 22045 |
| 7.4L V8 7439cc 454 CID | 1973-1974 | | 22045 |
| 7.4L V8 7441cc 454 CID | 1973-1974 | | 22045 |
| K25/K2500 SUBURBAN | | | |
| 5.0L V6 305 CID | 1969 | | 22045 |
| 5.0L V6 5012cc 305 CID | 1968-1969 | | 22045 |

| Engine | Years | Application | USMW |
|-----------------------------------|-----------|--|--------------|
| GMC (CONT.) | | | |
| K25/25000 SUBURBAN (CONT.) | | | |
| 5.0L V8 307 CID | 1968-1973 | | 22045 |
| 5.0L V8 5031cc 307 CID | 1968-1973 | | 22045 |
| 5.7L V6 5753cc 351 CID | 1968 | | 22045 |
| 5.7L V8 350 CID | 1969-1974 | | 22045 |
| 5.7L V8 5736cc 350 CID | 1969-1974 | | 22045 |
| 5.7L V8 5737cc 350 CID | 1974 | | 22045 |
| 6.5L V8 396 CID | 1968 | | 22045 |
| 6.5L V8 6489cc 396 CID | 1968-1969 | | 22045 |
| 6.6L V8 6588cc 402 CID | 1970-1972 | | 22045 |
| 7.4L V8 454 CID | 1974 | | 22045 |
| 7.4L V8 7439cc 454 CID | 1973-1974 | | 22045 |
| K2500 | | | |
| 4.1L L6 250 CID | 1980 | Base; Exc.Air Cond | 22043 |
| 4.1L L6 250 CID | 1980 | Base; For A/C Belt | 22043 |
| 4.1L L6 250 CID | 1980 | High Sierra; Exc.Air Cond | 22043 |
| 4.1L L6 250 CID | 1980 | High Sierra; For A/C Belt | 22043 |
| 4.1L L6 250 CID | 1980 | Sierra Classic; Exc.Air Cond | 22043 |
| 4.1L L6 250 CID | 1980 | Sierra Classic; For A/C Belt | 22043 |
| 4.1L L6 250 CID | 1980 | Sierra Grande; Exc.Air Cond | 22043 |
| 4.1L L6 250 CID | 1980 | Sierra Grande; For A/C Belt | 22043 |
| 4.1L L6 4098cc 250 CID | 1967-1976 | | 21049 |
| 4.3L V6 262 CID | 1985 | Base, High Sierra, Sierra Classic; Spring Code-DA | 22049 |
| 4.3L V6 262 CID | 1985 | Base; Code DM,GZ | 22045 |
| 4.3L V6 262 CID | 1985 | Base; Code HG | 22045 |
| 4.3L V6 262 CID | 1985 | High Sierra; Code DM,GZ | 22045 |
| 4.3L V6 262 CID | 1985 | High Sierra; Code HG | 22045 |
| 4.3L V6 262 CID | 1985 | Sierra Classic; Code DM,GZ | 22045 |
| 4.3L V6 262 CID | 1985 | Sierra Classic; Code HG | 22045 |
| 4.3L V6 262 CID | 1991 | Sierra, Sierra SLE, Sierra SLX; Code HS | 22145 |
| 4.3L V6 262 CID | 1993 | Sierra, Sierra SLX; Code GK | 22142 |
| 4.3L V6 262 CID | 1988-1993 | Sierra, Sierra SLE, Sierra SLX; Code GJ,HS | 22145 |
| 4.3L V6 262 CID | 1988-1993 | Sierra, Sierra SLX; Code AR,AX,BD,GP,HK,JM | 22140 |
| 4.3L V6 262 CID | 1988-1993 | Sierra, Sierra SLX; Code DD,GG,GN | 22153 |
| 4.3L V6 262 CID | 1988-1995 | Sierra SLE; Code AR,AX,BD,GP,HK,JM | 22140 |
| 4.3L V6 262 CID | 1988-1995 | Sierra SLE; Code DD,GG,GN | 22153 |
| 4.3L V6 262 CID | 1993-1995 | Sierra SLE; Code GK | 22142 |
| 4.3L V6 262 CID | 1994-1995 | Sierra SL, Sierra SLE; Code BT,GM,HL | 22149 |
| 4.3L V6 262 CID | 1994-1995 | Sierra SL; Code AR,AX,BD,GP,HK,JM | 22140 |
| 4.3L V6 262 CID | 1994-1995 | Sierra SL; Code DD,GG,GN | 22153 |
| 4.3L V6 262 CID | 1994-1995 | Sierra SL; Code GK | 22142 |
| 4.6L V8 4663cc 283 CID | 1967-1976 | | 21049 |
| 4.6L V8 4663cc 283 CID | 1967-1976 | | 22049 |
| 4.8L L6 292 CID | 1979 | | 22043 |
| 4.8L L6 292 CID | 1982 | Sierra Grande | 22043 |
| 4.8L L6 292 CID | 1984 | Base, High Sierra, Sierra Classic; Exc.Air Cond | 22043 |
| 4.8L L6 292 CID | 1984 | Base, High Sierra, Sierra Classic; For A/C Belt | 22045 |
| 4.8L L6 292 CID | 1980-1981 | Base, High Sierra, Sierra Classic, Sierra Grande; Exc.Air Cond | 22043 |
| 4.8L L6 292 CID | 1980-1981 | Base, High Sierra, Sierra Classic, Sierra Grande; For A/C Belt | 22049 |
| 4.8L L6 292 CID | 1982-1983 | Base, High Sierra, Sierra Classic | 22043 |
| 4.8L L6 292 CID | 1985-1986 | Base, High Sierra, Sierra Classic | 22045 |
| 4.8L L6 4786cc 292 CID | 1967-1977 | | 21049 |
| 4.8L L6 4786cc 292 CID | 1967-1977 | | 22049 |
| 5.0L V6 4999cc 305 CID | 1967-1977 | | 21049 |
| 5.0L V6 4999cc 305 CID | 1967-1977 | | 22049 |
| 5.0L V8 305 CID | 1998 | Sierra SL, Sierra SLE, Sierra SLT; Exc.Air Cond | 22162 |
| 5.0L V8 305 CID | 1998 | Sierra SL; Exc.Towing Pkg; For A/C Belt | 22158 |
| 5.0L V8 305 CID | 1998 | Sierra SL; For A/C Belt; Towing Pkg | 22158 |
| 5.0L V8 305 CID | 1998 | Sierra SLE; Exc.Towing Pkg; For A/C Belt | 22158 |
| 5.0L V8 305 CID | 1998 | Sierra SLE; For A/C Belt; Towing Pkg | 22158 |
| 5.0L V8 305 CID | 1998 | Sierra SLT; Exc.Towing Pkg; For A/C Belt | 22158 |
| 5.0L V8 305 CID | 1998 | Sierra SLT; For A/C Belt; Towing Pkg | 22158 |
| 5.0L V8 305 CID | 1988-1989 | Sierra, Sierra SLE, Sierra SLX; Code HS,GJ | 22145 |
| 5.0L V8 305 CID | 1988-1993 | Sierra, Sierra SLX; Code AR,AX,BD,GP,HK,JM | 22140 |
| 5.0L V8 305 CID | 1988-1993 | Sierra, Sierra SLX; Code DD,GG,GN | 22153 |

| Engine | Years | Application | USMW |
|------------------------|-----------|---|--------------|
| 5.0L V8 305 CID | 1988-1995 | Sierra SLE; Code AR,AX,BD,GP,HK,JM | 22140 |
| 5.0L V8 305 CID | 1988-1995 | Sierra SLE; Code DD,GG,GN | 22153 |
| 5.0L V8 305 CID | 1992-1993 | Sierra, Sierra SLX; Code BT,GM,HL | 22149 |
| 5.0L V8 305 CID | 1992-1995 | Sierra SLE; Code BT,GM,HL | 22149 |
| 5.0L V8 305 CID | 1994-1995 | Sierra SL, Sierra SLT; Code AR,AX,BD,GP,HK,JM | 22140 |
| 5.0L V8 305 CID | 1994-1995 | Sierra SL, Sierra SLT; Code BT,GM,HL | 22149 |
| 5.0L V8 305 CID | 1994-1995 | Sierra SL, Sierra SLT; Code DD,GG,GN | 22153 |
| 5.0L V8 4998cc 305 CID | 1977 | | 21049 |
| 5.0L V8 4998cc 305 CID | 1978-1977 | | 22049 |
| 5.3L V8 5360cc 327 CID | 1968-1977 | | 21049 |
| 5.7L V8 350 CID | 1979 | | 22045 |
| 5.7L V8 350 CID | 1982 | Sierra Grande; Code DB | 22045 |
| 5.7L V8 350 CID | 1982 | Sierra Grande; Code DD | 22045 |
| 5.7L V8 350 CID | 1985 | Base, High Sierra, Sierra Classic; Code CM,FC,HD,KC | 22042 |
| 5.7L V8 350 CID | 1985 | Base, High Sierra, Sierra Classic; Code HD | 22045 |
| 5.7L V8 350 CID | 1991 | Sierra, Sierra SLE, Sierra SLX; Code HS | 22145 |
| 5.7L V8 350 CID | 1993 | Sierra, Sierra SLE, Sierra SLX; Code GK | 22142 |
| 5.7L V8 350 CID | 1996 | Sierra SL; Exc.Towing Pkg; For A/C Belt | 22158 |
| 5.7L V8 350 CID | 1996 | Sierra SL; For A/C Belt | 22158 |
| 5.7L V8 350 CID | 1996 | Sierra SL; For A/C Belt; Towing Pkg | 22158 |
| 5.7L V8 350 CID | 1996 | Sierra SLE; Exc.Towing Pkg; For A/C Belt | 22158 |
| 5.7L V8 350 CID | 1996 | Sierra SLE; For A/C Belt | 22158 |
| 5.7L V8 350 CID | 1996 | Sierra SLE; For A/C Belt; Towing Pkg | 22158 |
| 5.7L V8 350 CID | 1996 | Sierra SLT; Exc.Towing Pkg; For A/C Belt | 22158 |
| 5.7L V8 350 CID | 1996 | Sierra SLT; For A/C Belt | 22158 |
| 5.7L V8 350 CID | 1996 | Sierra SLT; For A/C Belt; Towing Pkg | 22158 |
| 5.7L V8 350 CID | 1980-1981 | Base; Code AM | 22045 |
| 5.7L V8 350 CID | 1980-1981 | Base; Code CB,CU,CX,FB | 22045 |
| 5.7L V8 350 CID | 1980-1981 | High Sierra; Code AM | 22045 |
| 5.7L V8 350 CID | 1980-1981 | High Sierra; Code CB,CU,CX,FB | 22045 |
| 5.7L V8 350 CID | 1980-1981 | Sierra Classic; Code AM | 22045 |
| 5.7L V8 350 CID | 1980-1981 | Sierra Classic; Code CB,CU,CX,FB | 22045 |
| 5.7L V8 350 CID | 1980-1981 | Sierra Grande; Code AM | 22045 |
| 5.7L V8 350 CID | 1980-1981 | Sierra Grande; Code CB,CU,CX,FB | 22045 |
| 5.7L V8 350 CID | 1980-1982 | Sierra Grande; Code DM | 22045 |
| 5.7L V8 350 CID | 1980-1984 | Base, High Sierra, Sierra Classic; Code DM | 22045 |
| 5.7L V8 350 CID | 1981-1982 | Sierra Grande; Spring Code-DA | 22049 |
| 5.7L V8 350 CID | 1981-1986 | Base, High Sierra, Sierra Classic; Spring Code-DA | 22049 |
| 5.7L V8 350 CID | 1982-1983 | Base, High Sierra, Sierra Classic; Code DD | 22045 |
| 5.7L V8 350 CID | 1982-1986 | Base, High Sierra, Sierra Classic; Code DB | 22045 |
| 5.7L V8 350 CID | 1983-1984 | Base, High Sierra, Sierra Classic; Code CM,FC,KC | 22045 |
| 5.7L V8 350 CID | 1985-1986 | Base, High Sierra, Sierra Classic; Code DM,GZ | 22045 |
| 5.7L V8 350 CID | 1988-1993 | Sierra, Sierra SLE, Sierra SLX; Code AR,AX,BD,GP,HK,JM | 22140 |
| 5.7L V8 350 CID | 1988-1993 | Sierra, Sierra SLE, Sierra SLX; Code DD,GG,GN | 22153 |
| 5.7L V8 350 CID | 1988-1993 | Sierra, Sierra SLE, Sierra SLX; Code GJ,HS | 22145 |
| 5.7L V8 350 CID | 1994-1995 | Sierra SL, Sierra SLE, Sierra SLT; Code AR,AX,BD,GP,HK,JM | 22140 |
| 5.7L V8 350 CID | 1994-1995 | Sierra SL, Sierra SLE, Sierra SLT; Code BT,GM,HL | 22149 |
| 5.7L V8 350 CID | 1994-1995 | Sierra SL, Sierra SLE, Sierra SLT; Code DD,GG,GN | 22153 |
| 5.7L V8 350 CID | 1994-1995 | Sierra SL, Sierra SLE, Sierra SLT; Code GK | 22142 |
| 5.7L V8 350 CID | 1996-2000 | Sierra SL, Sierra SLE, Sierra SLT; Exc.Air Cond | 22162 |
| 5.7L V8 350 CID | 1997-2000 | Sierra SL, Sierra SLE, Sierra SLT; For A/C Belt | 22158 |
| 5.7L V8 5736cc 350 CID | 1975-1977 | | 21049 |
| 5.7L V8 5736cc 350 CID | 1978-1977 | | 22049 |
| 6.2L V8 379 CID | 1982 | Base, High Sierra, Sierra Classic, Sierra Grande; Code AY | 22602 |
| 6.2L V8 379 CID | 1982 | Base, High Sierra, Sierra Classic; Code DT | 22052 |
| 6.2L V8 379 CID | 1982 | Sierra Grande; Code AW | 22052 |
| 6.2L V8 379 CID | 1982 | Sierra Grande; Code DT | 22052 |
| 6.2L V8 379 CID | 1982 | Sierra Grande; Code DT | 22052 |
| 6.2L V8 379 CID | 1983 | Base, High Sierra, Sierra Classic; Code ACC | 22052 |
| 6.2L V8 379 CID | 1982-1984 | Base; Code AW | 22052 |
| 6.2L V8 379 CID | 1982-1984 | Base; Code DT | 22052 |
| 6.2L V8 379 CID | 1982-1984 | High Sierra; Code AW | 22052 |
| 6.2L V8 379 CID | 1982-1984 | High Sierra; Code DT | 22052 |
| 6.2L V8 379 CID | 1982-1984 | Sierra Classic; Code AW | 22052 |
| 6.2L V8 379 CID | 1982-1984 | Sierra Classic; Code DT | 22052 |

FAN CLUTCHES

| Engine | Years | Application | USMW |
|------------------------|-----------|--|-------|
| GMC (CONT.) | | | |
| K3500 | | | |
| 4.1L L6 4098cc 250 CID | 1970-1974 | | 21049 |
| 4.8L L6 292 CID | 1979 | | 22043 |
| 4.8L L6 292 CID | 1982 | Sierra Grande | 22043 |
| 4.8L L6 292 CID | 1984 | Base, High Sierra, Sierra Classic; Exc.Air Cond | 22043 |
| 4.8L L6 292 CID | 1984 | Base, High Sierra, Sierra Classic; For A/C Belt | 22045 |
| 4.8L L6 292 CID | 1980-1981 | Base, High Sierra, Sierra Classic, Sierra Grande; Exc.Air Cond | 22043 |
| 4.8L L6 292 CID | 1980-1981 | Base, High Sierra, Sierra Classic, Sierra Grande; For A/C Belt | 22049 |
| 4.8L L6 292 CID | 1982-1983 | Base, High Sierra, Sierra Classic | 22043 |
| 4.8L L6 292 CID | 1985-1986 | Base, High Sierra, Sierra Classic | 22045 |
| 4.8L L6 4786cc 292 CID | 1974-1977 | | 21049 |
| 5.7L V8 350 CID | 1979 | | 22045 |
| 5.7L V8 350 CID | 1980 | Base; Code DM | 22045 |
| 5.7L V8 350 CID | 1980 | High Sierra; Code DM | 22045 |
| 5.7L V8 350 CID | 1980 | Sierra Classic; Code DM | 22045 |
| 5.7L V8 350 CID | 1982 | Sierra Grande; Code DB | 22045 |
| 5.7L V8 350 CID | 1993 | Sierra, Sierra SLX; Code GK | 22142 |
| 5.7L V8 350 CID | 1994 | Sierra SL, Sierra SLT; Code GJ,HS | 22145 |
| 5.7L V8 350 CID | 1980-1981 | Base; Code AM | 22045 |
| 5.7L V8 350 CID | 1980-1981 | Base; Code CB,CU,CX,FB | 22045 |
| 5.7L V8 350 CID | 1980-1981 | High Sierra; Code AM | 22045 |
| 5.7L V8 350 CID | 1980-1981 | High Sierra; Code CB,CU,CX,FB | 22045 |
| 5.7L V8 350 CID | 1980-1981 | Sierra Classic; Code AM | 22045 |
| 5.7L V8 350 CID | 1980-1981 | Sierra Classic; Code CB,CU,CX,FB | 22045 |
| 5.7L V8 350 CID | 1980-1981 | Sierra Grande; Code AM | 22045 |
| 5.7L V8 350 CID | 1980-1981 | Sierra Grande; Code CB,CU,CX,FB | 22045 |
| 5.7L V8 350 CID | 1980-1982 | Sierra Grande; Code DM | 22045 |
| 5.7L V8 350 CID | 1981-1982 | Sierra Grande; Spring Code-DA | 22049 |
| 5.7L V8 350 CID | 1981-1984 | Base, High Sierra, Sierra Classic; Code DM | 22045 |
| 5.7L V8 350 CID | 1981-1986 | Base, High Sierra, Sierra Classic; Spring Code-DA | 22049 |
| 5.7L V8 350 CID | 1982-1986 | Base, High Sierra, Sierra Classic; Code DB | 22045 |
| 5.7L V8 350 CID | 1985-1986 | Base, High Sierra, Sierra Classic; Code DM,GZ | 22045 |
| 5.7L V8 350 CID | 1988-1989 | Sierra, Sierra SLE, Sierra SLX; Code GJ,HS | 22145 |
| 5.7L V8 350 CID | 1988-1993 | Sierra, Sierra SLX; Code DD,GG,GN | 22153 |
| 5.7L V8 350 CID | 1988-1995 | Sierra SLE; Code DD,GG,GN | 22153 |
| 5.7L V8 350 CID | 1990-1991 | Sierra, Sierra SLE, Sierra SLX; Code HS | 22145 |
| 5.7L V8 350 CID | 1992-1993 | Sierra, Sierra SLX; Code GJ,HS | 22145 |
| 5.7L V8 350 CID | 1992-1994 | Sierra SLE; Code GJ,HS | 22145 |
| 5.7L V8 350 CID | 1993-1995 | Sierra SLE; Code GK | 22142 |
| 5.7L V8 350 CID | 1994-1995 | Sierra SL, Sierra SLE, Sierra SLT; Code BT,GM,HL | 22149 |
| 5.7L V8 350 CID | 1994-1995 | Sierra SL, Sierra SLT; Code DD,GG,GN | 22153 |
| 5.7L V8 350 CID | 1994-1995 | Sierra SL, Sierra SLT; Code GK | 22142 |
| 5.7L V8 350 CID | 1996-2000 | Sierra SL, Sierra SLE, Sierra SLT; Exc.Air Cond | 22162 |
| 5.7L V8 350 CID | 1996-2000 | Sierra SL, Sierra SLE, Sierra SLT; For A/C Belt | 22158 |
| 6.2L V8 379 CID | 1982 | Base, High Sierra, Sierra Classic, Sierra Grande; Code AY | 22602 |
| 6.2L V8 379 CID | 1982 | Sierra Grande; Code AW | 22052 |
| 6.2L V8 379 CID | 1982 | Sierra Grande; Coode DT | 22052 |
| 6.2L V8 379 CID | 1983 | Base, High Sierra, Sierra Classic; Code ACC | 22052 |
| 6.2L V8 379 CID | 1982-1984 | Base; Code AW | 22052 |
| 6.2L V8 379 CID | 1982-1984 | Base; Coode DT | 22052 |
| 6.2L V8 379 CID | 1982-1984 | High Sierra; Code AW | 22052 |
| 6.2L V8 379 CID | 1982-1984 | High Sierra; Coode DT | 22052 |
| 6.2L V8 379 CID | 1982-1984 | Sierra Classic; Code AW | 22052 |
| 6.2L V8 379 CID | 1982-1984 | Sierra Classic; Coode DT | 22052 |
| 6.2L V8 379 CID | 1985-1986 | Base; Code ABC,DT | 22052 |
| 6.2L V8 379 CID | 1985-1986 | Base; Code AW,HT | 22052 |
| 6.2L V8 379 CID | 1985-1986 | High Sierra; Code ABC,DT | 22052 |
| 6.2L V8 379 CID | 1985-1986 | High Sierra; Code AW,HT | 22052 |
| 6.2L V8 379 CID | 1985-1986 | Sierra Classic; Code ABC,DT | 22052 |
| 6.2L V8 379 CID | 1985-1986 | Sierra Classic; Code AW,HT | 22052 |
| 6.2L V8 379 CID | 1988-1993 | Sierra, Sierra SLE, Sierra SLX | 22154 |
| 6.5L V8 395 CID | 1999 | Sierra SL, Sierra SLE, Sierra SLT; Code GCP | 22613 |
| 6.5L V8 395 CID | 1999 | Sierra SL, Sierra SLE, Sierra SLT; Code GDF | 22614 |
| 6.5L V8 395 CID | 2000 | Sierra SL, Sierra SLE, Sierra SLT | 22614 |
| 6.5L V8 395 CID | 1992-1993 | Sierra, Sierra SLE, Sierra SLX | 22606 |

| Engine | Years | Application | USMW |
|------------------------|-----------|--|-------|
| 6.5L V8 395 CID | 1994-1996 | Sierra SL, Sierra SLE, Sierra SLT | 22605 |
| 6.5L V8 395 CID | 1997-1998 | Sierra SL, Sierra SLE, Sierra SLT | 22613 |
| 6.6L V8 400 CID | 1979 | | 22045 |
| 6.6L V8 400 CID | 1980 | Base; Code DD | 22045 |
| 6.6L V8 400 CID | 1980 | Base; Code DM | 22045 |
| 6.6L V8 400 CID | 1980 | Base; Code FD | 22045 |
| 6.6L V8 400 CID | 1980 | High Sierra; Code DD | 22045 |
| 6.6L V8 400 CID | 1980 | High Sierra; Code DM | 22045 |
| 6.6L V8 400 CID | 1980 | High Sierra; Code FD | 22045 |
| 6.6L V8 400 CID | 1980 | Sierra Classic; Code DD | 22045 |
| 6.6L V8 400 CID | 1980 | Sierra Classic; Code DM | 22045 |
| 6.6L V8 400 CID | 1980 | Sierra Classic; Code FD | 22045 |
| 6.6L V8 400 CID | 1980 | Sierra Grande; Code DD | 22045 |
| 6.6L V8 400 CID | 1980 | Sierra Grande; Code DM | 22045 |
| 6.6L V8 400 CID | 1980 | Sierra Grande; Code FD | 22045 |
| 7.4L V8 454 CID | 1979 | | 22045 |
| 7.4L V8 454 CID | 1980 | Base, High Sierra, Sierra Classic, Sierra Grande | 22045 |
| 7.4L V8 454 CID | 1982 | Sierra Grande; Code DM | 22045 |
| 7.4L V8 454 CID | 1981-1982 | Sierra Grande; Code DK | 22045 |
| 7.4L V8 454 CID | 1981-1982 | Sierra Grande; Code FD | 22045 |
| 7.4L V8 454 CID | 1981-1984 | Base; Code DK | 22045 |
| 7.4L V8 454 CID | 1981-1984 | Base; Code FD | 22045 |
| 7.4L V8 454 CID | 1981-1984 | High Sierra; Code DK | 22045 |
| 7.4L V8 454 CID | 1981-1984 | High Sierra; Code FD | 22045 |
| 7.4L V8 454 CID | 1981-1984 | Sierra Classic; Code DK | 22045 |
| 7.4L V8 454 CID | 1981-1984 | Sierra Classic; Code FD | 22045 |
| 7.4L V8 454 CID | 1982-1984 | Base, High Sierra, Sierra Classic; Code DM | 22045 |
| 7.4L V8 454 CID | 1985-1986 | Base, High Sierra, Sierra Classic | 22045 |
| 7.4L V8 454 CID | 1988-1993 | Sierra SLE; Code GD,HM,HN | 22145 |
| 7.4L V8 454 CID | 1988-1993 | Sierra SLE; Code GR,HG,HZ,JW | 22145 |
| 7.4L V8 454 CID | 1988-1993 | Sierra SLX; Code GD,HM,HN | 22145 |
| 7.4L V8 454 CID | 1988-1993 | Sierra SLX; Code GR,HG,HZ,JW | 22145 |
| 7.4L V8 454 CID | 1988-1993 | Sierra; Code GD,HM,HN | 22145 |
| 7.4L V8 454 CID | 1988-1993 | Sierra; Code GR,HG,HZ,JW | 22145 |
| 7.4L V8 454 CID | 1994-2000 | Sierra SL, Sierra SLE, Sierra SLT | 22145 |
| P1500 | | | |
| 4.8L L6 292 CID | 1979-1980 | Base, Value Van | 22045 |
| 7.4L V8 454 CID | 1979 | Base, Value Van | 22045 |
| P1500 VAN | | | |
| 3.8L L6 3770cc 230 CID | 1967-1969 | | 21049 |
| 4.1L L6 4098cc 250 CID | 1968-1974 | | 21049 |
| 4.6L V8 4663cc 283 CID | 1967-1974 | | 22049 |
| 4.8L L6 4786cc 292 CID | 1975-1978 | | 22045 |
| P25/P2500 VAN | | | |
| 4.8L L6 292 CID | 1970-1974 | | 22045 |
| 4.8L L6 4786cc 292 CID | 1973-1974 | | 22045 |
| 5.7L V8 350 CID | 1970-1974 | | 22045 |
| 7.4L V8 454 CID | 1970-1971 | | 22045 |
| 7.4L V8 7441cc 454 CID | 1970-1971 | | 22045 |
| P2500 | | | |
| 4.8L L6 292 CID | 1979 | | 22045 |
| 4.8L L6 292 CID | 1982 | Base, Value Van | 22043 |
| 4.8L L6 292 CID | 1980-1989 | Base, Value Van | 22045 |
| 4.8L L6 292 CID | 1983-1984 | Base, Value Van; Exc.Heavy Duty Cooling | 22043 |
| 4.8L L6 292 CID | 1983-1984 | Base, Value Van; Heavy Duty Cooling | 22049 |
| 4.8L L6 292 CID | 1985-1986 | Base; Code CM,FC,HD,KC | 22045 |
| 4.8L L6 292 CID | 1985-1986 | Base; Code DM,GZ | 22045 |
| 4.8L L6 292 CID | 1985-1986 | Value Van; Code CM,FC,HD,KC | 22045 |
| 4.8L L6 292 CID | 1985-1986 | Value Van; Code DM,GZ | 22045 |
| 5.7L V8 350 CID | 1979 | | 22045 |
| 5.7L V8 350 CID | 1988 | Base, Value Van; Code CM,FC,HD,KC | 22045 |
| 5.7L V8 350 CID | 1980-1987 | Base, Value Van | 22045 |
| 5.7L V8 350 CID | 1982-1984 | Base, Value Van | 22049 |
| 5.7L V8 350 CID | 1985-1986 | Base; Code CM,FC,HD,KC | 22045 |
| 5.7L V8 350 CID | 1985-1986 | Base; Code DM,GZ | 22045 |
| 5.7L V8 350 CID | 1985-1986 | Value Van; Code CM,FC,HD,KC | 22045 |
| 5.7L V8 350 CID | 1985-1986 | Value Van; Code DM,GZ | 22045 |
| 5.7L V8 350 CID | 1988-1989 | Base, Value Van; Code DM,GZ | 22045 |
| 6.2L V8 379 CID | 1982-1989 | Base, Value Van | 22052 |



FAN CLUTCH APPLICATION GUIDE



| Engine | Years | Application | USMW |
|------------------------|-----------|---|-------|
| GMC (CONT.) | | | |
| P2500 VAN | | | |
| 4.1L L6 4098cc 250 CID | 1967-1974 | | 21049 |
| 4.8L L6 4786cc 292 CID | 1975-1978 | | 22045 |
| 5.0L V8 5032cc 307 CID | 1968-1972 | | 21049 |
| 5.7L V8 5736cc 350 CID | 1975-1978 | | 22045 |
| P35/P3500 VAN | | | |
| 4.8L L6 292 CID | 1970-1974 | | 22045 |
| 4.8L L6 4786cc 292 CID | 1973-1974 | | 22045 |
| 5.7L V8 350 CID | 1970-1974 | | 22045 |
| 7.4L V8 454 CID | 1970-1974 | | 22045 |
| 7.4L V8 7441cc 454 CID | 1970-1974 | | 22045 |
| P3500 | | | |
| 4.3L V6 262 CID | 1990 | Value Van | 22051 |
| 4.3L V6 262 CID | 1990-1995 | Base | 22051 |
| 4.3L V6 262 CID | 1996-1999 | Base | 22158 |
| 4.8L L6 292 CID | 1979 | | 22045 |
| 4.8L L6 292 CID | 1982 | Base, Value Van | 22043 |
| 4.8L L6 292 CID | 1980-1989 | Base, Value Van | 22045 |
| 4.8L L6 292 CID | 1983-1984 | Base, Value Van; Exc.Heavy Duty Cooling | 22043 |
| 4.8L L6 292 CID | 1983-1984 | Base, Value Van; Heavy Duty Cooling | 22049 |
| 4.8L L6 292 CID | 1985-1986 | Base; Code CM,FC,HD,KC | 22045 |
| 4.8L L6 292 CID | 1985-1986 | Base; Code DM,GZ | 22045 |
| 4.8L L6 292 CID | 1985-1986 | Value Van; Code CM,FC,HD,KC | 22045 |
| 4.8L L6 292 CID | 1985-1986 | Value Van; Code DM,GZ | 22045 |
| 5.7L V8 350 CID | 1979 | | 22045 |
| 5.7L V8 350 CID | 1989 | Base, Value Van; Code CM,FC,HD,KC | 22045 |
| 5.7L V8 350 CID | 1990 | Value Van; Code HD | 22045 |
| 5.7L V8 350 CID | 1980-1981 | Base, Value Van | 22045 |
| 5.7L V8 350 CID | 1982-1984 | Base, Value Van; Code CM,FC | 22049 |
| 5.7L V8 350 CID | 1982-1984 | Base, Value Van; Code DU | 22045 |
| 5.7L V8 350 CID | 1985-1988 | Base; Code CM,FC,HD,KC | 22045 |
| 5.7L V8 350 CID | 1985-1988 | Value Van; Code CM,FC,HD,KC | 22045 |
| 5.7L V8 350 CID | 1985-1990 | Value Van; Code DM,GZ | 22045 |
| 5.7L V8 350 CID | 1985-1995 | Base; Code DM,GZ | 22045 |
| 5.7L V8 350 CID | 1987-1988 | Base | 22045 |
| 5.7L V8 350 CID | 1987-1988 | Value Van | 22045 |
| 5.7L V8 350 CID | 1990-1993 | Base; Code HD | 22045 |
| 5.7L V8 350 CID | 1996-1999 | Base | 22173 |
| 6.2L V8 379 CID | 1982-1990 | Value Van | 22052 |
| 6.2L V8 379 CID | 1982-1993 | Base | 22052 |
| 6.5L V8 395 CID | 1999 | Base | 22613 |
| 6.5L V8 395 CID | 1994-1999 | Base | 22154 |
| 6.5L V8 395 CID | 1997-1998 | Base | 22605 |
| 7.4L V8 454 CID | 1979 | | 22045 |
| 7.4L V8 454 CID | 1981 | Base; Code DU | 22045 |
| 7.4L V8 454 CID | 1981 | Base; Spring Code-DA | 22045 |
| 7.4L V8 454 CID | 1981 | Value Van; Code DU | 22045 |
| 7.4L V8 454 CID | 1981 | Value Van; Spring Code-DA | 22045 |
| 7.4L V8 454 CID | 1985 | Base, Value Van; Code CM,FC,HD,KC | 22045 |
| 7.4L V8 454 CID | 1990 | Value Van; Code RL | 22045 |
| 7.4L V8 454 CID | 1980-1984 | Base, Value Van | 22045 |
| 7.4L V8 454 CID | 1985-1989 | Base, Value Van; Code FD,HW,RL | 22045 |
| 7.4L V8 454 CID | 1985-1990 | Value Van; Code GY | 22045 |
| 7.4L V8 454 CID | 1985-1995 | Base; Code GY | 22045 |
| 7.4L V8 454 CID | 1990-1993 | Base; Code RL | 22045 |
| 7.4L V8 454 CID | 1994-1995 | Base; Code HJ,RL | 22045 |
| 7.4L V8 454 CID | 1996-1997 | Base | 22045 |
| 7.4L V8 454 CID | 1996-1999 | Base | 22145 |
| P3500 VAN | | | |
| 3.9L L4 3917cc 239 CID | 1990-1991 | | 22145 |
| 4.1L L6 4098cc 250 CID | 1974 | Base | 21049 |
| 4.1L L6 4098cc 250 CID | 1967-1973 | | 21049 |
| 4.8L L6 4786cc 292 CID | 1975-1978 | | 22045 |
| 5.0L V8 5032cc 307 CID | 1968-1972 | | 21049 |
| 5.7L V8 5736cc 350 CID | 1975-1978 | | 22045 |
| 7.4L V8 7441cc 454 CID | 1975-1978 | | 22051 |

| Engine | Years | Application | USMW |
|------------------------|-----------|---|-------|
| PB1000 VAN | | | |
| 3.8L L6 3770cc 230 CID | 1963-1966 | | 22049 |
| PB1500 VAN | | | |
| 3.8L L6 3770cc 230 CID | 1963-1965 | | 21049 |
| 4.1L L6 4098cc 250 CID | 1966-1965 | | 21049 |
| PB2500 VAN | | | |
| 3.8L L6 3770cc 230 CID | 1963-1965 | | 21049 |
| 4.1L L6 4098cc 250 CID | 1966-1965 | | 22049 |
| R1500 | | | |
| 4.3L V6 262 CID | 1987 | Base, High Sierra, Sierra Classic; Code DM,GZ | 22045 |
| 4.3L V6 262 CID | 1987 | Base, High Sierra, Sierra Classic; Spring Code-DA | 22049 |
| 5.0L V8 305 CID | 1987 | Base, High Sierra, Sierra Classic; Spring Code-DA | 22049 |
| 5.0L V8 305 CID | 1987 | Base; Code CM,FC,HD,KC | 22045 |
| 5.0L V8 305 CID | 1987 | Base; Code DB | 22045 |
| 5.0L V8 305 CID | 1987 | Base; Code DM,GZ | 22045 |
| 5.0L V8 305 CID | 1987 | High Sierra; Code CM,FC,HD,KC | 22045 |
| 5.0L V8 305 CID | 1987 | High Sierra; Code DB | 22045 |
| 5.0L V8 305 CID | 1987 | High Sierra; Code DM,GZ | 22045 |
| 5.0L V8 305 CID | 1987 | Sierra Classic; Code CM,FC,HD,KC | 22045 |
| 5.0L V8 305 CID | 1987 | Sierra Classic; Code DB | 22045 |
| 5.0L V8 305 CID | 1987 | Sierra Classic; Code DM,GZ | 22045 |
| 5.7L V8 350 CID | 1987 | Base, High Sierra, Sierra Classic; Spring Code-DA | 22049 |
| 5.7L V8 350 CID | 1987 | Base; Code CM,FC,HD,KC | 22045 |
| 5.7L V8 350 CID | 1987 | Base; Code DB | 22045 |
| 5.7L V8 350 CID | 1987 | Base; Code DM,GZ | 22045 |
| 5.7L V8 350 CID | 1987 | High Sierra; Code CM,FC,HD,KC | 22045 |
| 5.7L V8 350 CID | 1987 | High Sierra; Code DB | 22045 |
| 5.7L V8 350 CID | 1987 | High Sierra; Code DM,GZ | 22045 |
| 5.7L V8 350 CID | 1987 | Sierra Classic; Code CM,FC,HD,KC | 22045 |
| 5.7L V8 350 CID | 1987 | Sierra Classic; Code DB | 22045 |
| 5.7L V8 350 CID | 1987 | Sierra Classic; Code DM,GZ | 22045 |
| 6.2L V8 379 CID | 1987 | Base; Code ABC,AW | 22052 |
| 6.2L V8 379 CID | 1987 | Base; Code ABC,DT | 22052 |
| 6.2L V8 379 CID | 1987 | Base; Code AW,HT | 22052 |
| 6.2L V8 379 CID | 1987 | High Sierra; Code ABC,AW | 22052 |
| 6.2L V8 379 CID | 1987 | High Sierra; Code ABC,DT | 22052 |
| 6.2L V8 379 CID | 1987 | High Sierra; Code AW,HT | 22052 |
| 6.2L V8 379 CID | 1987 | Sierra Classic; Code ABC,AW | 22052 |
| 6.2L V8 379 CID | 1987 | Sierra Classic; Code ABC,DT | 22052 |
| 6.2L V8 379 CID | 1987 | Sierra Classic; Code AW,HT | 22052 |
| R1500 SUBURBAN | | | |
| 5.0L V8 305 CID | 1987 | Base, High Sierra, Sierra Classic; Spring Code-DA | 22049 |
| 5.0L V8 305 CID | 1987 | Base; Code CM,FC,HD,KC | 22045 |
| 5.0L V8 305 CID | 1987 | Base; Code DB | 22045 |
| 5.0L V8 305 CID | 1987 | Base; Code DM,GZ | 22045 |
| 5.0L V8 305 CID | 1987 | High Sierra; Code CM,FC,HD,KC | 22045 |
| 5.0L V8 305 CID | 1987 | High Sierra; Code DB | 22045 |
| 5.0L V8 305 CID | 1987 | High Sierra; Code DM,GZ | 22045 |
| 5.0L V8 305 CID | 1987 | Sierra Classic; Code CM,FC,HD,KC | 22045 |
| 5.0L V8 305 CID | 1987 | Sierra Classic; Code DB | 22045 |
| 5.0L V8 305 CID | 1987 | Sierra Classic; Code DM,GZ | 22045 |
| 5.7L V8 350 CID | 1987 | High Sierra; Code CM,FC,HD,KC | 22045 |
| 5.7L V8 350 CID | 1987 | High Sierra; Code DB | 22045 |
| 5.7L V8 350 CID | 1987 | High Sierra; Code DM,GZ | 22045 |
| 5.7L V8 350 CID | 1987 | High Sierra; Spring Code-DA | 22049 |
| 5.7L V8 350 CID | 1989 | Sierra Classic; Code DE,GB,HS | 22145 |
| 5.7L V8 350 CID | 1989 | Sierra Classic; Code GG | 22153 |
| 5.7L V8 350 CID | 1989 | Sierra Classic; Code HK,HL | 22140 |
| 5.7L V8 350 CID | 1990 | SLE; Code DE,GB,HS | 22145 |
| 5.7L V8 350 CID | 1990 | SLE; Code GG | 22153 |
| 5.7L V8 350 CID | 1990 | SLE; Code HK,HL | 22140 |
| 5.7L V8 350 CID | 1987-1988 | Base, Sierra Classic; Code CM,FC,HD,KC | 22045 |
| 5.7L V8 350 CID | 1987-1988 | Base, Sierra Classic; Spring Code-DA | 22049 |
| 5.7L V8 350 CID | 1987-1989 | Base; Code DB | 22045 |
| 5.7L V8 350 CID | 1987-1989 | Base; Code DM,GZ | 22045 |
| 5.7L V8 350 CID | 1987-1989 | Sierra Classic; Code DB | 22045 |
| 5.7L V8 350 CID | 1987-1989 | Sierra Classic; Code DM,GZ | 22045 |
| 5.7L V8 350 CID | 1988-1989 | Base, Sierra Classic; Code DK | 22045 |

| Engine | Years | Application | USMW |
|-------------------------------|-----------|---|-------|
| GMC (CONT.) | | | |
| R1500 SUBURBAN (CONT.) | | | |
| 5.7L V8 350 CID | 1989-1991 | Base; Code DE,GB,HS | 22145 |
| 5.7L V8 350 CID | 1989-1991 | Base; Code GG | 22153 |
| 5.7L V8 350 CID | 1989-1991 | Base; Code HK,HL | 22140 |
| 6.2L V8 379 CID | 1987 | Base, High Sierra; Code ABC,AW | 22052 |
| 6.2L V8 379 CID | 1987 | High Sierra; Code ABC,DT | 22052 |
| 6.2L V8 379 CID | 1987 | High Sierra; Code AW,HT | 22052 |
| 6.2L V8 379 CID | 1987 | Sierra Classic; Code ABC,AW | 22052 |
| 6.2L V8 379 CID | 1990 | SLE; Code ABC,DT | 22052 |
| 6.2L V8 379 CID | 1990 | SLE; Code AW,HT | 22052 |
| 6.2L V8 379 CID | 1987-1989 | Sierra Classic; Code ABC,DT | 22052 |
| 6.2L V8 379 CID | 1987-1989 | Sierra Classic; Code AW,HT | 22052 |
| 6.2L V8 379 CID | 1987-1991 | Base; Code ABC,DT | 22052 |
| 6.2L V8 379 CID | 1987-1991 | Base; Code AW,HT | 22052 |
| R2500 | | | |
| 4.3L V6 262 CID | 1987 | Base, High Sierra, Sierra Classic; Code DM,GZ | 22045 |
| 4.3L V6 262 CID | 1987 | Base, High Sierra, Sierra Classic; Spring Code-DA | 22049 |
| 4.8L L6 292 CID | 1987-1988 | Base, High Sierra, Sierra Classic | 22045 |
| 5.0L V8 305 CID | 1987 | Base, High Sierra, Sierra Classic; Spring Code-DA | 22049 |
| 5.0L V8 305 CID | 1987 | Base; Code CM,FC,HD,KC | 22045 |
| 5.0L V8 305 CID | 1987 | Base; Code DB | 22045 |
| 5.0L V8 305 CID | 1987 | Base; Code DM,GZ | 22045 |
| 5.0L V8 305 CID | 1987 | High Sierra; Code CM,FC,HD,KC | 22045 |
| 5.0L V8 305 CID | 1987 | High Sierra; Code DB | 22045 |
| 5.0L V8 305 CID | 1987 | High Sierra; Code DM,GZ | 22045 |
| 5.0L V8 305 CID | 1987 | Sierra Classic; Code CM,FC,HD,KC | 22045 |
| 5.0L V8 305 CID | 1987 | Sierra Classic; Code DB | 22045 |
| 5.0L V8 305 CID | 1987 | Sierra Classic; Code DM,GZ | 22045 |
| 5.7L V8 350 CID | 1989 | Base, High Sierra, Sierra Classic; Code DE,GB,HS | 22145 |
| 5.7L V8 350 CID | 1989 | Base, High Sierra, Sierra Classic; Code GG | 22153 |
| 5.7L V8 350 CID | 1989 | Base, High Sierra, Sierra Classic; Code HK,HL | 22140 |
| 5.7L V8 350 CID | 1987-1988 | Base, High Sierra, Sierra Classic; Code CM,FC,HD,KC | 22045 |
| 5.7L V8 350 CID | 1987-1989 | Base, High Sierra, Sierra Classic; Spring Code-DA | 22049 |
| 5.7L V8 350 CID | 1987-1989 | Base; Code DB | 22045 |
| 5.7L V8 350 CID | 1987-1989 | Base; Code DK | 22045 |
| 5.7L V8 350 CID | 1987-1989 | Base; Code DM,GZ | 22045 |
| 5.7L V8 350 CID | 1987-1989 | High Sierra; Code DB | 22045 |
| 5.7L V8 350 CID | 1987-1989 | High Sierra; Code DK | 22045 |
| 5.7L V8 350 CID | 1987-1989 | High Sierra; Code DM,GZ | 22045 |
| 5.7L V8 350 CID | 1987-1989 | Sierra Classic; Code DB | 22045 |
| 5.7L V8 350 CID | 1987-1989 | Sierra Classic; Code DK | 22045 |
| 5.7L V8 350 CID | 1987-1989 | Sierra Classic; Code DM,GZ | 22045 |
| 6.2L V8 379 CID | 1987 | Base; Code ABC,AW | 22052 |
| 6.2L V8 379 CID | 1987 | High Sierra; Code ABC,AW | 22052 |
| 6.2L V8 379 CID | 1987 | Sierra Classic; Code ABC,AW | 22052 |
| 6.2L V8 379 CID | 1987-1989 | Base; Code ABC,DT | 22052 |
| 6.2L V8 379 CID | 1987-1989 | Base; Code AW,HT | 22052 |
| 6.2L V8 379 CID | 1987-1989 | High Sierra; Code ABC,DT | 22052 |
| 6.2L V8 379 CID | 1987-1989 | High Sierra; Code AW,HT | 22052 |
| 6.2L V8 379 CID | 1987-1989 | Sierra Classic; Code ABC,DT | 22052 |
| 6.2L V8 379 CID | 1987-1989 | Sierra Classic; Code AW,HT | 22052 |
| 7.4L V8 454 CID | 1989 | Base; Code NB | 22045 |
| 7.4L V8 454 CID | 1989 | Base; Code NC | 22045 |
| 7.4L V8 454 CID | 1989 | Base; Code ND | 22045 |
| 7.4L V8 454 CID | 1989 | High Sierra; Code NB | 22045 |
| 7.4L V8 454 CID | 1989 | High Sierra; Code NC | 22045 |
| 7.4L V8 454 CID | 1989 | High Sierra; Code ND | 22045 |
| 7.4L V8 454 CID | 1989 | Sierra Classic; Code NB | 22045 |
| 7.4L V8 454 CID | 1989 | Sierra Classic; Code NC | 22045 |
| 7.4L V8 454 CID | 1989 | Sierra Classic; Code ND | 22045 |
| 7.4L V8 454 CID | 1987-1988 | Base, High Sierra, Sierra Classic; Code FD | 22045 |
| 7.4L V8 454 CID | 1987-1989 | Base; Code DK | 22045 |
| 7.4L V8 454 CID | 1987-1989 | Base; Code DM,GZ | 22045 |
| 7.4L V8 454 CID | 1987-1989 | High Sierra; Code DK | 22045 |
| 7.4L V8 454 CID | 1987-1989 | High Sierra; Code DM,GZ | 22045 |
| 7.4L V8 454 CID | 1987-1989 | Sierra Classic; Code DK | 22045 |

| Engine | Years | Application | USMW |
|-----------------------|-----------|---|-------|
| 7.4L V8 454 CID | 1987-1989 | Sierra Classic; Code DM,GZ | 22045 |
| 7.4L V8 454 CID | 1988-1989 | Base; Code GD,HN | 22145 |
| 7.4L V8 454 CID | 1988-1989 | Base; Code GR,HG,HZ,JW | 22145 |
| 7.4L V8 454 CID | 1988-1989 | High Sierra; Code GD,HN | 22145 |
| 7.4L V8 454 CID | 1988-1989 | High Sierra; Code GR,HG,HZ,JW | 22145 |
| 7.4L V8 454 CID | 1988-1989 | Sierra Classic; Code GD,HN | 22145 |
| 7.4L V8 454 CID | 1988-1989 | Sierra Classic; Code GR,HG,HZ,JW | 22145 |
| R2500 SUBURBAN | | | |
| 5.7L V8 350 CID | 1987 | High Sierra; Code CM,FC,HD,KC | 22045 |
| 5.7L V8 350 CID | 1987 | High Sierra; Code DB | 22045 |
| 5.7L V8 350 CID | 1987 | High Sierra; Code DK | 22045 |
| 5.7L V8 350 CID | 1987 | High Sierra; Code DM,GZ | 22045 |
| 5.7L V8 350 CID | 1987 | High Sierra; Spring Code-DA | 22049 |
| 5.7L V8 350 CID | 1989 | Base, Sierra Classic; Code HK,HL | 22140 |
| 5.7L V8 350 CID | 1989 | Sierra Classic; Code DE,GB,HS | 22145 |
| 5.7L V8 350 CID | 1989 | Sierra Classic; Code GG | 22153 |
| 5.7L V8 350 CID | 1990 | SLE; Code DB | 22045 |
| 5.7L V8 350 CID | 1990 | SLE; Code DE,GB,HS | 22145 |
| 5.7L V8 350 CID | 1990 | SLE; Code DK | 22045 |
| 5.7L V8 350 CID | 1990 | SLE; Code GG | 22153 |
| 5.7L V8 350 CID | 1990 | SLE; Spring Code-DA | 22049 |
| 5.7L V8 350 CID | 1991 | Base; Code HK,HL | 22140 |
| 5.7L V8 350 CID | 1987-1988 | Base, Sierra Classic; Code CM,FC,HD,KC | 22045 |
| 5.7L V8 350 CID | 1987-1989 | Base; Code DM,GZ | 22045 |
| 5.7L V8 350 CID | 1987-1989 | Sierra Classic; Code DB | 22045 |
| 5.7L V8 350 CID | 1987-1989 | Sierra Classic; Code DK | 22045 |
| 5.7L V8 350 CID | 1987-1989 | Sierra Classic; Code DM,GZ | 22045 |
| 5.7L V8 350 CID | 1987-1989 | Sierra Classic; Spring Code-DA | 22049 |
| 5.7L V8 350 CID | 1987-1990 | Base; Code DB | 22045 |
| 5.7L V8 350 CID | 1987-1990 | Base; Code DK | 22045 |
| 5.7L V8 350 CID | 1987-1990 | Base; Spring Code-DA | 22049 |
| 5.7L V8 350 CID | 1989-1991 | Base; Code DE,GB,HS | 22145 |
| 5.7L V8 350 CID | 1989-1991 | Base; Code GG | 22153 |
| 6.2L V8 379 CID | 1987 | High Sierra; Code ABC,DT | 22052 |
| 6.2L V8 379 CID | 1987 | High Sierra; Code AW,HT | 22052 |
| 6.2L V8 379 CID | 1990 | SLE; Code ABC,DT | 22052 |
| 6.2L V8 379 CID | 1990 | SLE; Code AW,HT | 22052 |
| 6.2L V8 379 CID | 1987-1989 | Sierra Classic; Code ABC,DT | 22052 |
| 6.2L V8 379 CID | 1987-1989 | Sierra Classic; Code AW,HT | 22052 |
| 6.2L V8 379 CID | 1987-1991 | Base; Code ABC,DT | 22052 |
| 6.2L V8 379 CID | 1987-1991 | Base; Code AW,HT | 22052 |
| 7.4L V8 454 CID | 1987 | High Sierra; Code DK | 22045 |
| 7.4L V8 454 CID | 1987 | High Sierra; Code DM,GZ | 22045 |
| 7.4L V8 454 CID | 1987 | High Sierra; Code FD | 22045 |
| 7.4L V8 454 CID | 1989 | Sierra Classic; Code NB | 22045 |
| 7.4L V8 454 CID | 1989 | Sierra Classic; Code NC | 22045 |
| 7.4L V8 454 CID | 1989 | Sierra Classic; Code ND | 22045 |
| 7.4L V8 454 CID | 1989 | Sierra Classic; Code DM,GZ | 22045 |
| 7.4L V8 454 CID | 1989 | Sierra Classic; Code ND | 22045 |
| 7.4L V8 454 CID | 1990 | SLE; Code GD,HN | 22145 |
| 7.4L V8 454 CID | 1990 | SLE; Code GR,HG,HZ,JW | 22145 |
| 7.4L V8 454 CID | 1990 | SLE; Code NB | 22045 |
| 7.4L V8 454 CID | 1990 | SLE; Code NC | 22045 |
| 7.4L V8 454 CID | 1990 | SLE; Code ND | 22045 |
| 7.4L V8 454 CID | 1987-1988 | Base, Sierra Classic; Code FD | 22045 |
| 7.4L V8 454 CID | 1987-1989 | Base; Code DK | 22045 |
| 7.4L V8 454 CID | 1987-1989 | Base; Code DM,GZ | 22045 |
| 7.4L V8 454 CID | 1987-1989 | Sierra Classic; Code DK | 22045 |
| 7.4L V8 454 CID | 1987-1989 | Sierra Classic; Code DM,GZ | 22045 |
| 7.4L V8 454 CID | 1988-1989 | Sierra Classic; Code GD,HN | 22145 |
| 7.4L V8 454 CID | 1988-1989 | Sierra Classic; Code GR,HG,HZ,JW | 22145 |
| 7.4L V8 454 CID | 1988-1991 | Base; Code GD,HN | 22145 |
| 7.4L V8 454 CID | 1988-1991 | Base; Code GR,HG,HZ,JW | 22145 |
| 7.4L V8 454 CID | 1989-1990 | Base; Code NB | 22045 |
| 7.4L V8 454 CID | 1989-1990 | Base; Code NC | 22045 |
| 7.4L V8 454 CID | 1989-1991 | Base; Code ND | 22045 |
| R3500 | | | |
| 4.8L L6 292 CID | 1987-1988 | Base, High Sierra, Sierra Classic | 22045 |
| 5.7L V8 350 CID | 1988 | Base, High Sierra, Sierra Classic; Code DM,GZ | 22045 |
| 5.7L V8 350 CID | 1989 | High Sierra, Sierra Classic; Spring Code-DA | 22049 |
| 5.7L V8 350 CID | 1987-1988 | Base, High Sierra, Sierra Classic; Spring Code-DA | 22049 |

| Engine | Years | Application | USMW |
|------------------------|-----------|--|-------|
| GMC (CONT.) | | | |
| R3500 (CONT.) | | | |
| 5.7L V8 350 CID | 1987-1989 | High Sierra; Code DB | 22045 |
| 5.7L V8 350 CID | 1987-1989 | High Sierra; Code DK | 22045 |
| 5.7L V8 350 CID | 1987-1989 | High Sierra; Code DM,GZ | 22045 |
| 5.7L V8 350 CID | 1987-1989 | Sierra Classic; Code DB | 22045 |
| 5.7L V8 350 CID | 1987-1989 | Sierra Classic; Code DK | 22045 |
| 5.7L V8 350 CID | 1987-1989 | Sierra Classic; Code DM,GZ | 22045 |
| 5.7L V8 350 CID | 1987-1991 | Base; Code DB | 22045 |
| 5.7L V8 350 CID | 1987-1991 | Base; Code DK | 22045 |
| 5.7L V8 350 CID | 1987-1991 | Base; Code DM,GZ | 22045 |
| 5.7L V8 350 CID | 1989-1991 | Base; Spring Code-DA | 22049 |
| 5.7L V8 350 CID | 1990-1991 | SLE; Code DB | 22045 |
| 5.7L V8 350 CID | 1990-1991 | SLE; Code DK | 22045 |
| 5.7L V8 350 CID | 1990-1991 | SLE; Code DM,GZ | 22045 |
| 5.7L V8 350 CID | 1990-1991 | SLE; Spring Code-DA | 22049 |
| 6.2L V8 379 CID | 1987-1989 | High Sierra; Code ABC,DT | 22052 |
| 6.2L V8 379 CID | 1987-1989 | High Sierra; Code AW,HT | 22052 |
| 6.2L V8 379 CID | 1987-1989 | Sierra Classic; Code ABC,DT | 22052 |
| 6.2L V8 379 CID | 1987-1989 | Sierra Classic; Code AW,HT | 22052 |
| 6.2L V8 379 CID | 1987-1991 | Base; Code ABC,DT | 22052 |
| 6.2L V8 379 CID | 1987-1991 | Base; Code AW,HT | 22052 |
| 6.2L V8 379 CID | 1990-1991 | SLE; Code ABC,DT | 22052 |
| 6.2L V8 379 CID | 1990-1991 | SLE; Code AW,HT | 22052 |
| 7.4L V8 454 CID | 1987 | Base, High Sierra, Sierra Classic | 22045 |
| 7.4L V8 454 CID | 1988 | Base, High Sierra, Sierra Classic; Code GD,HN | 22145 |
| 7.4L V8 454 CID | 1989 | High Sierra; Code NB | 22045 |
| 7.4L V8 454 CID | 1989 | High Sierra; Code NC | 22045 |
| 7.4L V8 454 CID | 1989 | Sierra Classic; Code NB | 22045 |
| 7.4L V8 454 CID | 1989 | Sierra Classic; Code NC | 22045 |
| 7.4L V8 454 CID | 1987-1988 | Base, High Sierra, Sierra Classic; Code FD | 22045 |
| 7.4L V8 454 CID | 1987-1989 | Base; Code DK | 22045 |
| 7.4L V8 454 CID | 1987-1989 | Base; Code DM,GZ | 22045 |
| 7.4L V8 454 CID | 1987-1989 | High Sierra; Code DK | 22045 |
| 7.4L V8 454 CID | 1987-1989 | High Sierra; Code DM,GZ | 22045 |
| 7.4L V8 454 CID | 1987-1989 | Sierra Classic; Code DK | 22045 |
| 7.4L V8 454 CID | 1987-1989 | Sierra Classic; Code DM,GZ | 22045 |
| 7.4L V8 454 CID | 1989-1991 | Base; Code NB | 22045 |
| 7.4L V8 454 CID | 1989-1991 | Base; Code NC | 22045 |
| 7.4L V8 454 CID | 1990-1991 | Base, SLE; Code GD,HN | 22145 |
| 7.4L V8 454 CID | 1990-1991 | Base; Code ND | 22045 |
| 7.4L V8 454 CID | 1990-1991 | SLE; Code NB | 22045 |
| 7.4L V8 454 CID | 1990-1991 | SLE; Code NC | 22045 |
| 7.4L V8 454 CID | 1990-1991 | SLE; Code ND | 22045 |
| S15 | | | |
| 1.9L L4 119 CID | 1982 | Sierra Grande | 22048 |
| 1.9L L4 119 CID | 1984 | Base, High Sierra, Sierra Classic; Code CCR | 22048 |
| 1.9L L4 119 CID | 1984 | Base, High Sierra, Sierra Classic; Code KB | 22013 |
| 1.9L L4 119 CID | 1985 | Base, High Sierra, Sierra Classic | 22013 |
| 1.9L L4 119 CID | 1982-1983 | Base, High Sierra, Sierra Classic | 22048 |
| 2.0L L4 122 CID | 1983 | Base, High Sierra, Sierra Classic | 22048 |
| 2.0L L4 122 CID | 1984 | Base, High Sierra, Sierra Classic; Code CCR | 22048 |
| 2.0L L4 122 CID | 1984 | Base, High Sierra, Sierra Classic; Code KB | 22013 |
| 2.2L L4 134 CID | 1984-1985 | Base, High Sierra, Sierra Classic | 22013 |
| 2.5L L4 2474cc 151 CID | 1985 | Base, High Sierra, Sierra Classic; Code CCR | 22048 |
| 2.5L L4 2474cc 151 CID | 1985 | Base, High Sierra, Sierra Classic; Code HU | 22056 |
| 2.5L L4 2474cc 151 CID | 1986 | Base, Gypsy, High Sierra, Sierra Classic | 22026 |
| 2.5L L4 2474cc 151 CID | 1987 | EL | 22147 |
| 2.5L L4 2474cc 151 CID | 1987-1988 | Base, Gypsy, High Sierra, Sierra Classic | 22147 |
| 2.5L L4 2474cc 151 CID | 1989-1990 | Base, High Sierra, Sierra Classic; Code RM | 22179 |
| 2.5L L4 2474cc 151 CID | 1989-1990 | Base, High Sierra, Sierra Classic; Code SC | 22147 |
| 2.8L V6 173 CID | 1982 | Sierra Grande | 22048 |
| 2.8L V6 173 CID | 1984 | Base, High Sierra, Sierra Classic | 22026 |
| 2.8L V6 173 CID | 1985 | Base, High Sierra, Sierra Classic; For A/C Belt | 22048 |
| 2.8L V6 173 CID | 1986 | Base; For A/C Belt | 22026 |
| 2.8L V6 173 CID | 1986 | Gypsy, High Sierra, Sierra Classic; For A/C Belt | 22026 |
| 2.8L V6 173 CID | 1986 | Gypsy; Exc.Air Cond | 22026 |
| 2.8L V6 173 CID | 1987 | EL; Exc.Air Cond | 22179 |

| Engine | Years | Application | USMW |
|------------------------|-----------|--|-------|
| 2.8L V6 173 CID | 1987 | EL; For A/C Belt | 22142 |
| 2.8L V6 173 CID | 1982-1983 | Base, High Sierra, Sierra Classic | 22048 |
| 2.8L V6 173 CID | 1985-1986 | Base, High Sierra, Sierra Classic; Exc.Air Cond | 22026 |
| 2.8L V6 173 CID | 1987-1988 | Gypsy; Exc.Air Cond | 22179 |
| 2.8L V6 173 CID | 1987-1988 | Gypsy; For A/C Belt | 22142 |
| 2.8L V6 173 CID | 1987-1990 | Base, High Sierra, Sierra Classic; Exc.Air Cond | 22179 |
| 2.8L V6 173 CID | 1987-1990 | Base, High Sierra, Sierra Classic; For A/C Belt | 22142 |
| 4.3L V6 262 CID | 1988 | Gypsy; Exc.Air Cond | 22153 |
| 4.3L V6 262 CID | 1988 | Gypsy; For A/C Belt | 22145 |
| 4.3L V6 262 CID | 1988-1990 | Base, High Sierra, Sierra Classic; Exc.Air Cond | 22153 |
| 4.3L V6 262 CID | 1988-1990 | Base, High Sierra, Sierra Classic; For A/C Belt | 22145 |
| S15 JIMMY | | | |
| 1.9L L4 119 CID | 1983 | Base, Gypsy, Sierra Classic | 22048 |
| 1.9L L4 119 CID | 1984 | Base, Gypsy, Sierra Classic; Code CCR | 22048 |
| 1.9L L4 119 CID | 1984 | Base, Gypsy, Sierra Classic; Code KB | 22013 |
| 2.0L L4 122 CID | 1983 | Base, Gypsy, Sierra Classic | 22048 |
| 2.0L L4 122 CID | 1984 | Base, Gypsy, Sierra Classic; Code CCR | 22048 |
| 2.0L L4 122 CID | 1984 | Base, Gypsy, Sierra Classic; Code KB | 22013 |
| 2.5L L4 2474cc 151 CID | 1985 | Base, Gypsy, High Sierra, Sierra Classic; Code CCR | 22048 |
| 2.5L L4 2474cc 151 CID | 1985 | Base, Gypsy, High Sierra, Sierra Classic; Code HU | 22056 |
| 2.5L L4 2474cc 151 CID | 1986 | Base, Gypsy, Sierra Classic | 22026 |
| 2.5L L4 2474cc 151 CID | 1986 | Base, Gypsy, Sierra Classic | 22026 |
| 2.5L L4 2474cc 151 CID | 1987-1988 | Base, Gypsy, Sierra Classic | 22147 |
| 2.8L V6 173 CID | 1983 | Base, Gypsy, Sierra Classic | 22048 |
| 2.8L V6 173 CID | 1984 | Base, Gypsy, Sierra Classic | 22026 |
| 2.8L V6 173 CID | 1985 | Base, Gypsy, High Sierra, Sierra Classic; For A/C Belt | 22048 |
| 2.8L V6 173 CID | 1985 | High Sierra; Exc.Air Cond | 22026 |
| 2.8L V6 173 CID | 1986 | Base, Gypsy, Sierra Classic; For A/C Belt | 22026 |
| 2.8L V6 173 CID | 1987-1989 | Base, Gypsy, Sierra Classic; Exc.Air Cond | 22179 |
| 2.8L V6 173 CID | 1987-1989 | Base, Gypsy, Sierra Classic; For A/C Belt | 22142 |
| 2.8L V6 173 CID | 1988-1989 | Timberline; Exc.Air Cond | 22179 |
| 2.8L V6 173 CID | 1988-1989 | Timberline; For A/C Belt | 22142 |
| 4.3L V6 262 CID | 1990 | Exc.A/C | 22143 |
| 4.3L V6 262 CID | 1991 | SLE, SLS, SLT; Exc.Air Cond | 22153 |
| 4.3L V6 262 CID | 1991 | SLE, SLS, SLT; For A/C Belt | 22145 |
| 4.3L V6 262 CID | 1988-1989 | Timberline; Exc.Air Cond | 22153 |
| 4.3L V6 262 CID | 1988-1989 | Timberline; For A/C Belt | 22145 |
| 4.3L V6 262 CID | 1988-1990 | Gypsy, Sierra Classic; Exc.Air Cond | 22153 |
| 4.3L V6 262 CID | 1988-1990 | Gypsy, Sierra Classic; For A/C Belt | 22145 |
| 4.3L V6 262 CID | 1988-1991 | Base; Exc.Air Cond | 22153 |
| 4.3L V6 262 CID | 1988-1991 | Base; For A/C Belt | 22145 |
| SAFARI | | | |
| 2.5L L4 2474cc 151 CID | 1987 | Base, SL, SLE, SLT, SLX | 22179 |
| 2.5L L4 2474cc 151 CID | 1985-1986 | Base, SL, SLE, SLX | 22013 |
| 2.5L L4 2474cc 151 CID | 1988-1990 | Base, SLE, SLT, SLX | 22147 |
| 4.3L V6 262 CID | 1987 | SL; Code HE,NP | 22142 |
| 4.3L V6 262 CID | 1987 | SL; Code HV,NK | 22145 |
| 4.3L V6 262 CID | 1987 | SL; Code NH | 22153 |
| 4.3L V6 262 CID | 1990 | SLX; Code DH | 22145 |
| 4.3L V6 262 CID | 1993 | GT | 22145 |
| 4.3L V6 262 CID | 1993 | GT; Code GK,HE,SS | 22142 |
| 4.3L V6 262 CID | 1993 | GT; Code HV,NK | 22145 |
| 4.3L V6 262 CID | 1993 | GT; Code NH | 22153 |
| 4.3L V6 262 CID | 1994 | SLX | 22145 |
| 4.3L V6 262 CID | 1995 | Base, SL, SLE, SLT, SLX | 22145 |
| 4.3L V6 262 CID | 1985-1986 | Base, SL, SLE, SLX; Drive Ratio 3.73; For A/C Belt | 22145 |
| 4.3L V6 262 CID | 1985-1986 | Base; Exc.Air Cond | 22026 |
| 4.3L V6 262 CID | 1985-1986 | Base; Exc.Drive Ratio 3.73; For A/C Belt | 22026 |
| 4.3L V6 262 CID | 1985-1986 | SL; Exc.Air Cond | 22026 |
| 4.3L V6 262 CID | 1985-1986 | SL; Exc.Drive Ratio 3.73; For A/C Belt | 22026 |
| 4.3L V6 262 CID | 1985-1986 | SLE; Exc.Air Cond | 22026 |
| 4.3L V6 262 CID | 1985-1986 | SLE; Exc.Drive Ratio 3.73; For A/C Belt | 22026 |
| 4.3L V6 262 CID | 1985-1986 | SLX; Exc.Air Cond | 22026 |
| 4.3L V6 262 CID | 1985-1986 | SLX; Exc.Drive Ratio 3.73; For A/C Belt | 22026 |
| 4.3L V6 262 CID | 1987-1989 | Base, SLE, SLT, SLX; Code HE,NP | 22142 |
| 4.3L V6 262 CID | 1987-1989 | Base, SLE, SLT, SLX; Code HV,NK | 22145 |

| Engine | Years | Application | USMW |
|------------------------|-----------|-------------------------------|-------|
| GMC (CONT.) | | | |
| SAFARI (CONT.) | | | |
| 4.3L V6 262 CID | 1987-1989 | Base, SLE, SLT, SLX; Code NH | 22153 |
| 4.3L V6 262 CID | 1990-1991 | Base, SLE, SLT; Code DH | 22145 |
| 4.3L V6 262 CID | 1990-1994 | Base, SLE, SLT; Code GK,HE,SS | 22142 |
| 4.3L V6 262 CID | 1990-1994 | Base, SLE, SLT; Code HV,NK | 22145 |
| 4.3L V6 262 CID | 1990-1994 | Base, SLE, SLT; Code NH | 22153 |
| 4.3L V6 262 CID | 1990-1994 | SLX; Code GK,HE,SS | 22142 |
| 4.3L V6 262 CID | 1990-1994 | SLX; Code HV,NK | 22145 |
| 4.3L V6 262 CID | 1990-1994 | SLX; Code NH | 22153 |
| 4.3L V6 262 CID | 1992-1994 | Base, SLE, SLT | 22145 |
| 4.3L V6 262 CID | 1996-1998 | SLX | 22158 |
| 4.3L V6 262 CID | 1996-2002 | SL | 22158 |
| 4.3L V6 262 CID | 1996-2005 | Base | 22158 |
| 4.3L V6 262 CID | 1996-2005 | SLE, SLT | 22158 |
| SAVANA 1500 | | | |
| 4.3L V6 262 CID | 2006 | LS, LT; Exc.Air Cond | 22157 |
| 4.3L V6 262 CID | 2006 | LS, LT; For A/C Belt | 22158 |
| 4.3L V6 262 CID | 1996-2000 | SLE; Exc.Air Cond | 22162 |
| 4.3L V6 262 CID | 1996-2002 | Base; Exc.Air Cond | 22162 |
| 4.3L V6 262 CID | 1996-2005 | SLE; For A/C Belt | 22158 |
| 4.3L V6 262 CID | 1996-2014 | Base; For A/C Belt | 22158 |
| 4.3L V6 262 CID | 2001-2002 | SLT; Exc.Air Cond | 22162 |
| 4.3L V6 262 CID | 2001-2002 | SLT; For A/C Belt | 22158 |
| 4.3L V6 262 CID | 2003-2005 | SLE; Exc.Air Cond | 22157 |
| 4.3L V6 262 CID | 2003-2014 | Base; Exc.Air Cond | 22157 |
| 4.3L V6 4293cc 262 CID | 2013 | Base; Exc.Air Cond | 22157 |
| 4.3L V6 4293cc 262 CID | 2013 | Base; For A/C Belt | 22158 |
| 5.0L V8 305 CID | 1996-2000 | SLE; Exc.Air Cond | 22162 |
| 5.0L V8 305 CID | 1996-2000 | SLE; For A/C Belt | 22158 |
| 5.0L V8 305 CID | 1996-2002 | Base; Exc.Air Cond | 22162 |
| 5.0L V8 305 CID | 1996-2002 | Base; For A/C Belt | 22158 |
| 5.0L V8 305 CID | 2001-2002 | SLT; Exc.Air Cond | 22162 |
| 5.0L V8 305 CID | 2001-2002 | SLT; For A/C Belt | 22158 |
| 5.3L V8 5328cc 325 CID | 2006 | LS, LT; Exc.Air Cond | 22157 |
| 5.3L V8 5328cc 325 CID | 2006 | LS, LT; For A/C Belt | 22158 |
| 5.3L V8 5328cc 325 CID | 2003-2005 | SLE; Exc.Air Cond | 22157 |
| 5.3L V8 5328cc 325 CID | 2003-2005 | SLE; For A/C Belt | 22158 |
| 5.3L V8 5328cc 325 CID | 2003-2006 | Base; Exc.Air Cond | 22157 |
| 5.3L V8 5328cc 325 CID | 2003-2006 | Base; For A/C Belt | 22158 |
| 5.3L V8 5328cc 325 CID | 2007-2014 | Base, LS, LT; Exc.Air Cond | 22157 |
| 5.3L V8 5328cc 325 CID | 2007-2014 | Base, LS, LT; For A/C Belt | 22158 |
| 5.7L V8 350 CID | 1996-2000 | SLE; Exc.Air Cond | 22162 |
| 5.7L V8 350 CID | 1996-2000 | SLE; For A/C Belt | 22158 |
| 5.7L V8 350 CID | 1996-2002 | Base; Exc.Air Cond | 22162 |
| 5.7L V8 350 CID | 1996-2002 | Base; For A/C Belt | 22158 |
| 5.7L V8 350 CID | 2001-2002 | SLT; Exc.Air Cond | 22162 |
| 5.7L V8 350 CID | 2001-2002 | SLT; For A/C Belt | 22158 |
| SAVANA 2500 | | | |
| 4.3L V6 262 CID | 2002 | SLT; Exc.Air Cond | 22162 |
| 4.3L V6 262 CID | 2002 | SLT; For A/C Belt | 22158 |
| 4.3L V6 262 CID | 1996-2002 | Base; Exc.Air Cond | 22162 |
| 4.3L V6 262 CID | 1996-2005 | Base; For A/C Belt | 22158 |
| 4.3L V6 262 CID | 2003-2005 | Base; Exc.Air Cond | 22157 |
| 4.3L V6 262 CID | 2004-2005 | SLE; Exc.Air Cond | 22157 |
| 4.3L V6 262 CID | 2004-2005 | SLE; For A/C Belt | 22158 |
| 4.8L V8 294 CID | 2003-2014 | Base; Exc.Air Cond | 22157 |
| 4.8L V8 294 CID | 2003-2014 | Base; For A/C Belt | 22158 |
| 4.8L V8 294 CID | 2004-2005 | SLE; Exc.Air Cond | 22157 |
| 4.8L V8 294 CID | 2004-2005 | SLE; For A/C Belt | 22158 |
| 4.8L V8 294 CID | 2012-2014 | LS, LT; Exc.Air Cond | 22157 |
| 4.8L V8 294 CID | 2012-2014 | LS, LT; For A/C Belt | 22158 |
| 5.0L V8 305 CID | 2002 | SLT; Exc.Air Cond | 22162 |
| 5.0L V8 305 CID | 2002 | SLT; For A/C Belt | 22158 |
| 5.0L V8 305 CID | 1996-2000 | SLE; Exc.Air Cond | 22162 |
| 5.0L V8 305 CID | 1996-2000 | SLE; For A/C Belt | 22158 |
| 5.0L V8 305 CID | 1996-2002 | Base; Exc.Air Cond | 22162 |
| 5.0L V8 305 CID | 1996-2002 | Base; For A/C Belt | 22158 |

| Engine | Years | Application | USMW |
|------------------------|-----------|--|-------|
| 5.3L V8 5328cc 325 CID | 2003-2005 | Base, SLE; Exc.Air Cond | 22157 |
| 5.3L V8 5328cc 325 CID | 2003-2005 | Base, SLE; For A/C Belt | 22158 |
| 5.7L V8 350 CID | 2002 | SLT; Exc.Air Cond | 22162 |
| 5.7L V8 350 CID | 2002 | SLT; For A/C Belt | 22158 |
| 5.7L V8 350 CID | 1996-2000 | Base, SLE; Exc.Air Cond | 22162 |
| 5.7L V8 350 CID | 1996-2000 | Base, SLE; For A/C Belt | 22158 |
| 5.7L V8 350 CID | 2001-2002 | Base; Exc.Air Cond | 22162 |
| 5.7L V8 350 CID | 2001-2002 | Base; For A/C Belt | 22158 |
| 6.0L V8 5967cc 364 CID | 2003-2005 | Base, SLE; Exc.Air Cond | 22157 |
| 6.0L V8 5967cc 364 CID | 2003-2005 | Base, SLE; For A/C Belt | 22158 |
| 6.0L V8 5967cc 364 CID | 2006-2014 | Base; Exc.Air Cond | 22157 |
| 6.0L V8 5967cc 364 CID | 2006-2014 | Base; For A/C Belt | 22158 |
| 6.0L V8 5967cc 364 CID | 2007-2014 | LS, LT; Exc.Air Cond | 22157 |
| 6.0L V8 5967cc 364 CID | 2007-2014 | LS, LT; For A/C Belt | 22158 |
| 6.5L V8 395 CID | 1996 | Base, SLE | 22605 |
| 6.5L V8 395 CID | 2002 | SLT | 22625 |
| 6.5L V8 395 CID | 1997-1998 | Base, SLE | 22613 |
| 6.5L V8 395 CID | 1999-2000 | SLE | 22625 |
| 6.5L V8 395 CID | 1999-2002 | Base | 22625 |
| 6.6L V8 6599cc 403 CID | 2006-2008 | Base | 22617 |
| 6.6L V8 6599cc 403 CID | 2009-2014 | Base | 22341 |
| SAVANA 3500 | | | |
| 4.8L V8 294 CID | 2005 | SLE; Exc.Air Cond | 22157 |
| 4.8L V8 294 CID | 2005 | SLE; For A/C Belt | 22158 |
| 4.8L V8 294 CID | 2004-2014 | Base; Exc.Air Cond | 22157 |
| 4.8L V8 294 CID | 2004-2014 | Base; For A/C Belt | 22158 |
| 4.8L V8 294 CID | 2012-2014 | LS, LT; Exc.Air Cond | 22157 |
| 4.8L V8 294 CID | 2012-2014 | LS, LT; For A/C Belt | 22158 |
| 5.7L V8 350 CID | 1996-2000 | Base, SLE; Exc.Air Cond | 22162 |
| 5.7L V8 350 CID | 1996-2000 | Base, SLE; For A/C Belt | 22158 |
| 5.7L V8 350 CID | 2001-2002 | Base, SLT; Exc.Air Cond | 22162 |
| 5.7L V8 350 CID | 2001-2002 | Base, SLT; For A/C Belt | 22158 |
| 6.0L V8 5967cc 364 CID | 2003-2005 | Base, SLE; Exc.Air Cond | 22157 |
| 6.0L V8 5967cc 364 CID | 2003-2005 | Base, SLE; For A/C Belt | 22158 |
| 6.0L V8 5967cc 364 CID | 2006-2014 | Base; Exc.Air Cond | 22157 |
| 6.0L V8 5967cc 364 CID | 2006-2014 | Base; For A/C Belt | 22158 |
| 6.0L V8 5967cc 364 CID | 2006-2014 | LS, LT; Exc.Air Cond | 22157 |
| 6.0L V8 5967cc 364 CID | 2006-2014 | LS, LT; For A/C Belt | 22158 |
| 6.5L V8 395 CID | 1996 | Base, SLE | 22605 |
| 6.5L V8 395 CID | 1997-1998 | Base, SLE | 22613 |
| 6.5L V8 395 CID | 1999-2000 | SLE | 22625 |
| 6.5L V8 395 CID | 1999-2002 | Base | 22625 |
| 6.5L V8 395 CID | 2001-2002 | SLT | 22625 |
| 6.6L V8 6599cc 403 CID | 2006-2008 | Base | 22617 |
| 6.6L V8 6599cc 403 CID | 2009-2014 | Base | 22341 |
| 7.4L V8 454 CID | 1996-2000 | Base, SLE | 22145 |
| 8.1L V8 496 CID | 2001-2002 | Base, SLT | 22158 |
| SAVANA 4500 | | | |
| 6.0L V8 5967cc 364 CID | 2009-2014 | Base; Exc.Air Cond | 22157 |
| 6.0L V8 5967cc 364 CID | 2009-2014 | Base; For A/C Belt | 22158 |
| 6.6L V8 6599cc 403 CID | 2009-2014 | Base | 22341 |
| SIERRA 1500 | | | |
| 4.3L V6 262 CID | 2002 | Base, HT, SL, SLE, SLT, WT; Exc.Air Cond | 22157 |
| 4.3L V6 262 CID | 2002 | Base, HT, SL, SLE, SLT, WT; For A/C Belt | 22158 |
| 4.3L V6 262 CID | 2003 | SL; Exc.Air Cond | 22157 |
| 4.3L V6 262 CID | 2003 | SL; For A/C Belt | 22158 |
| 4.3L V6 262 CID | 1999-2001 | SL, SLE, SLT; Exc.Air Cond | 22157 |
| 4.3L V6 262 CID | 1999-2001 | SL, SLE, SLT; For A/C Belt | 22158 |
| 4.3L V6 262 CID | 2003-2004 | Base, SLE, SLT, WT; Exc.Air Cond | 22157 |
| 4.3L V6 262 CID | 2003-2004 | Base, SLE, SLT, WT; For A/C Belt | 22158 |
| 4.8L V8 294 CID | 2002 | HT, HT; For A/C Belt | 22158 |
| 4.8L V8 294 CID | 2005 | Base | 22158 |
| 4.8L V8 294 CID | 2006 | SL | 22158 |
| 4.8L V8 294 CID | 1999-2003 | SL; Exc.Air Cond | 22157 |
| 4.8L V8 294 CID | 1999-2003 | SL; For A/C Belt | 22158 |
| 4.8L V8 294 CID | 1999-2004 | SLE, SLT, SLE, SLT; For A/C Belt | 22158 |
| 4.8L V8 294 CID | 2002-2004 | Base, WT, Base, WT; For A/C Belt | 22158 |
| 4.8L V8 294 CID | 2005-2006 | SLE, WT | 22158 |
| 5.3L V8 5328cc 325 CID | 2002 | HT; For A/C Belt | 22158 |

| Engine | Years | Application | USMW |
|-------------------------------|-----------|------------------------------------|-------|
| GMC (CONT.) | | | |
| SIERRA 1500 (CONT.) | | | |
| 5.3L V8 5328cc 325 CID | 2005 | Base, SLT | 22158 |
| 5.3L V8 5328cc 325 CID | 2006 | SL, SLT | 22158 |
| 5.3L V8 5328cc 325 CID | 1999-2001 | SL, SLE, SLT; Exc.Air Cond | 22157 |
| 5.3L V8 5328cc 325 CID | 1999-2001 | SL, SLE, SLT; For A/C Belt | 22158 |
| 5.3L V8 5328cc 325 CID | 2002-2003 | SL; For A/C Belt | 22158 |
| 5.3L V8 5328cc 325 CID | 2002-2004 | Base, SLE, SLT, WT; Exc.Air Cond | 22157 |
| 5.3L V8 5328cc 325 CID | 2002-2004 | Base, SLE, SLT, WT; For A/C Belt | 22158 |
| 5.3L V8 5328cc 325 CID | 2005-2006 | Hybrid, SLE, WT | 22158 |
| 6.0L V8 5967cc 364 CID | 2001 | C3; Exc.Air Cond | 22157 |
| 6.0L V8 5967cc 364 CID | 2001 | C3; For A/C Belt | 22158 |
| 6.0L V8 5967cc 364 CID | 2005 | Denali, SLE, SLT; For A/C Belt | 22158 |
| 6.0L V8 5967cc 364 CID | 2005 | SLE, SLT; Exc.Air Cond | 22157 |
| 6.0L V8 5967cc 364 CID | 2006 | Denali, SLE, SLT | 22158 |
| 6.0L V8 5967cc 364 CID | 2002-2004 | Denali; For A/C Belt | 22158 |
| 6.0L V8 5967cc 364 CID | 2002-2005 | Denali; Exc.Air Cond | 22157 |
| SIERRA 1500 CLASSIC | | | |
| 4.8L V8 294 CID | 2007 | SL, SLE, WT | 22158 |
| 5.3L V8 5328cc 325 CID | 2007 | Hybrid, SL, SLE, SLT, WT | 22158 |
| 6.0L V8 5967cc 364 CID | 2007 | Denali, SLE, SLT | 22158 |
| SIERRA 1500 HD | | | |
| 6.0L V8 5967cc 364 CID | 2001-2003 | SLE, SLT; Exc.Air Cond | 22157 |
| 6.0L V8 5967cc 364 CID | 2001-2003 | SLE, SLT; For A/C Belt | 22158 |
| 6.0L V8 5967cc 364 CID | 2005-2006 | SLE, SLT | 22158 |
| SIERRA 1500 HD CLASSIC | | | |
| 6.0L V8 5967cc 364 CID | 2007 | SLE, SLT | 22158 |
| SIERRA 2500 | | | |
| 5.3L V8 5328cc 325 CID | 1999-2000 | SL, SLE, SLT; Exc.Air Cond | 22157 |
| 5.3L V8 5328cc 325 CID | 1999-2000 | SL, SLE, SLT; For A/C Belt | 22158 |
| 6.0L V8 5967cc 364 CID | 2002 | Base, SL, SLE, SLT; Exc.Air Cond | 22157 |
| 6.0L V8 5967cc 364 CID | 2002 | Base, SL, SLE, SLT; For A/C Belt | 22158 |
| 6.0L V8 5967cc 364 CID | 1999-2001 | SL, SLE, SLT; Exc.Air Cond | 22157 |
| 6.0L V8 5967cc 364 CID | 1999-2001 | SL, SLE, SLT; For A/C Belt | 22158 |
| 6.0L V8 5967cc 364 CID | 2003-2004 | Base, SLE, SLT, WT; Exc.Air Cond | 22157 |
| 6.0L V8 5967cc 364 CID | 2003-2004 | Base, SLE, SLT, WT; For A/C Belt | 22158 |
| SIERRA 2500 HD | | | |
| 6.0L V8 5967cc 364 CID | 2001 | SL, SLE, SLT; For A/C Belt | 22158 |
| 6.0L V8 5967cc 364 CID | 2002 | Base, SL, SLE, SLT; Exc.Air Cond | 22157 |
| 6.0L V8 5967cc 364 CID | 2002 | Base, SL, SLE, SLT; For A/C Belt | 22158 |
| 6.0L V8 5967cc 364 CID | 2006 | WT, SL, SLE, SLT, WT; For A/C Belt | 22158 |
| 6.0L V8 5967cc 364 CID | 2014 | Denali, SLE, SLT, WT | 22123 |
| 6.0L V8 5967cc 364 CID | 2001-2006 | SL, SLE, SLT; Exc.Air Cond | 22157 |
| 6.0L V8 5967cc 364 CID | 2002-2005 | Base, SLE, SLT; Exc.Air Cond | 22157 |
| 6.0L V8 5967cc 364 CID | 2002-2005 | Base, SLE, SLT; For A/C Belt | 22158 |
| 6.0L V8 5967cc 364 CID | 2003-2005 | WT; Exc.Air Cond | 22157 |
| 6.0L V8 5967cc 364 CID | 2003-2005 | WT; For A/C Belt | 22158 |
| 6.0L V8 5967cc 364 CID | 2007-2010 | SLE, SLT, WT | 22158 |
| 6.0L V8 5967cc 364 CID | 2011-2013 | Denali | 22123 |
| 6.0L V8 5967cc 364 CID | 2011-2014 | SLE, SLT, WT | 22123 |
| 6.6L V8 6599cc 403 CID | 2003 | WT | 22617 |
| 6.6L V8 6599cc 403 CID | 2006 | SL, SLE, SLT, WT | 22625 |
| 6.6L V8 6599cc 403 CID | 2001-2002 | SL | 22617 |
| 6.6L V8 6599cc 403 CID | 2001-2003 | SLE, SLT | 22617 |
| 6.6L V8 6599cc 403 CID | 2002-2003 | Base | 22617 |
| 6.6L V8 6599cc 403 CID | 2004-2005 | Base, SLE, SLT, WT | 22617 |
| 6.6L V8 6599cc 403 CID | 2007-2010 | SLE, SLT, WT | 22625 |
| 6.6L V8 6599cc 403 CID | 2011-2014 | Denali | 22342 |
| 6.6L V8 6599cc 403 CID | 2011-2014 | SLE, SLT, WT | 22342 |
| 8.1L V8 496 CID | 2001 | SL, SLE, SLT | 22158 |
| 8.1L V8 496 CID | 2003 | WT | 22158 |
| 8.1L V8 496 CID | 2002-2003 | Base, SLE, SLT | 22158 |
| 8.1L V8 496 CID | 2002-2006 | SL | 22158 |
| 8.1L V8 496 CID | 2004-2005 | Base | 22158 |
| 8.1L V8 496 CID | 2004-2006 | SLE, SLT, WT | 22158 |
| SIERRA 2500 HD CLASSIC | | | |
| 6.0L V8 5967cc 364 CID | 2007 | SL, SLE, SLT, WT | 22158 |
| 6.6L V8 6599cc 403 CID | 2007 | SL, SLE, SLT, WT | 22625 |

| Engine | Years | Application | USMW |
|----------------------------|-----------|----------------------------------|-------|
| 8.1L V8 496 CID | 2007 | SL, SLE, SLT, WT | 22158 |
| SIERRA 3500 | | | |
| 6.0L V8 5967cc 364 CID | 2002 | Base; Exc.Air Cond | 22157 |
| 6.0L V8 5967cc 364 CID | 2002 | Base; For A/C Belt | 22158 |
| 6.0L V8 5967cc 364 CID | 2006 | SL, SLE, SLT, WT; Exc.Air Cond | 22157 |
| 6.0L V8 5967cc 364 CID | 2006 | SL, SLE, SLT, WT; For A/C Belt | 22158 |
| 6.0L V8 5967cc 364 CID | 2001-2002 | SL, SLE, SLT; Exc.Air Cond | 22157 |
| 6.0L V8 5967cc 364 CID | 2001-2002 | SL, SLE, SLT; For A/C Belt | 22158 |
| 6.0L V8 5967cc 364 CID | 2003-2004 | Base, SLE, SLT; For A/C Belt | 22158 |
| 6.0L V8 5967cc 364 CID | 2003-2005 | Base, SLE, SLT; Exc.Air Cond | 22157 |
| 6.0L V8 5967cc 364 CID | 2004-2005 | Base, SLE, SLT, WT; Exc.Air Cond | 22157 |
| 6.0L V8 5967cc 364 CID | 2004-2005 | Base, SLE, SLT, WT; For A/C Belt | 22158 |
| 6.6L V8 6599cc 403 CID | 2006 | SL, SLE, SLT, WT | 22625 |
| 6.6L V8 6599cc 403 CID | 2001-2002 | SL | 22617 |
| 6.6L V8 6599cc 403 CID | 2001-2003 | SLE, SLT | 22617 |
| 6.6L V8 6599cc 403 CID | 2002-2003 | Base | 22617 |
| 6.6L V8 6599cc 403 CID | 2004-2005 | Base, SLE, SLT, WT | 22617 |
| 8.1L V8 496 CID | 2001 | SL, SLE, SLT | 22158 |
| 8.1L V8 496 CID | 2002-2003 | Base, SLE, SLT | 22158 |
| 8.1L V8 496 CID | 2002-2006 | SL | 22158 |
| 8.1L V8 496 CID | 2004-2005 | Base | 22158 |
| 8.1L V8 496 CID | 2004-2006 | SLE, SLT, WT | 22158 |
| SIERRA 3500 CLASSIC | | | |
| 6.0L V8 5967cc 364 CID | 2007 | SL, SLE, SLT, WT | 22158 |
| 6.6L V8 6599cc 403 CID | 2007 | SL, SLE, SLT, WT | 22625 |
| 8.1L V8 496 CID | 2007 | SL, SLE, SLT, WT | 22158 |
| SIERRA 3500 HD | | | |
| 6.0L V8 5967cc 364 CID | 2007-2010 | SLE, SLT, WT | 22158 |
| 6.0L V8 5967cc 364 CID | 2011-2014 | Denali | 22123 |
| 6.0L V8 5967cc 364 CID | 2011-2014 | SLE, SLT, WT | 22123 |
| 6.6L V8 6599cc 403 CID | 2007-2010 | SLE, SLT, WT | 22625 |
| 6.6L V8 6599cc 403 CID | 2011-2014 | Denali | 22342 |
| 6.6L V8 6599cc 403 CID | 2011-2014 | SLE, SLT, WT | 22342 |
| SONOMA | | | |
| 2.2L L4 2190cc 134 CID | 1994-1996 | SL, SLE, SLS | 22153 |
| 2.2L L4 2190cc 134 CID | 1997-2000 | SL, SLE, SLS | 22136 |
| 2.2L L4 2190cc 134 CID | 2000-2001 | SL | 22136 |
| 2.2L L4 2190cc 134 CID | 2001-2003 | SL, SLS | 22136 |
| 2.5L L4 2474cc 151 CID | 1991 | Base, SLE; Exc.Air Cond | 22179 |
| 2.5L L4 2474cc 151 CID | 1991 | Base, SLE; For A/C Belt | 22147 |
| 2.5L L4 2474cc 151 CID | 1993 | SLS | 22147 |
| 2.5L L4 2474cc 151 CID | 1992-1993 | Base, SLE | 22147 |
| 2.8L V6 173 CID | 1991 | Base, SLE; Exc.Air Cond | 22179 |
| 2.8L V6 173 CID | 1991 | Base, SLE; For A/C Belt | 22142 |
| 2.8L V6 173 CID | 1992 | GT | 22142 |
| 2.8L V6 173 CID | 1993 | SLS | 22142 |
| 2.8L V6 173 CID | 1992-1993 | Base, SLE | 22142 |
| 4.3L V6 262 CID | 1991 | Base, SLE; For A/C Belt | 22145 |
| 4.3L V6 262 CID | 1992 | GT, SLE; Exc.A/C | 22143 |
| 4.3L V6 262 CID | 1992 | GT; Exc.Air Cond | 22153 |
| 4.3L V6 262 CID | 1992 | GT; For A/C Belt | 22145 |
| 4.3L V6 262 CID | 1993 | SLS; Exc.Air Cond | 22153 |
| 4.3L V6 262 CID | 1994 | SL; For A/C Belt | 22145 |
| 4.3L V6 262 CID | 1995 | SL, SLE, SLS; A/C | 22145 |
| 4.3L V6 262 CID | 2004 | SL, SLS | 22158 |
| 4.3L V6 262 CID | 1991-1993 | Base, SLE; Exc.Air Cond | 22153 |
| 4.3L V6 262 CID | 1992-1993 | Base; For A/C Belt | 22145 |
| 4.3L V6 262 CID | 1992-1994 | SLE; For A/C Belt | 22145 |
| 4.3L V6 262 CID | 1993-1994 | SLS; For A/C Belt | 22145 |
| 4.3L V6 262 CID | 1994-1995 | SL, SLE, SLS; Exc.A/C | 22153 |
| 4.3L V6 262 CID | 1996-1999 | SL, SLE, SLS; Exc.Air Cond | 22162 |
| 4.3L V6 262 CID | 1996-1999 | SL, SLE, SLS; For A/C Belt | 22158 |
| 4.3L V6 262 CID | 2000-2001 | SLE; Exc.Air Cond | 22162 |
| 4.3L V6 262 CID | 2000-2001 | SLE; For A/C Belt | 22158 |
| 4.3L V6 262 CID | 2000-2003 | SL, SLS; Exc.Air Cond | 22162 |
| 4.3L V6 262 CID | 2000-2003 | SL, SLS; For A/C Belt | 22158 |
| SPRINT | | | |
| 4.1L L6 4098cc 250 CID | 1971-1977 | | 21049 |
| 5.0L V8 5032cc 307 CID | 1971-1973 | | 21049 |

| Engine | Years | Application | USMW |
|------------------------|-----------|---|-------|
| GMC (CONT.) | | | |
| SPRINT (CONT.) | | | |
| 5.7L V8 5736cc 350 CID | 1971-1977 | | 21049 |
| 5.7L V8 5736cc 350 CID | 1975-1977 | | 22049 |
| 6.6L V8 400 CID | 1974 | Custom | 22045 |
| 6.6L V8 400 CID | 1975 | Base, Classic, High Sierra, SP | 22045 |
| 6.6L V8 402 CID | 1974 | Custom | 22045 |
| 6.6L V8 402 CID | 1975 | Classic, High Sierra, SP | 22045 |
| 6.6L V8 402 CID | 1971-1975 | Base | 22045 |
| 6.6L V8 6555cc 400 CID | 1972 | Custom | 22045 |
| 6.6L V8 6555cc 400 CID | 1974 | Base, Custom | 22045 |
| 6.6L V8 6555cc 400 CID | 1971-1972 | Base | 22045 |
| 6.6L V8 6556cc 400 CID | 1974 | Base, Custom | 22045 |
| 6.6L V8 6556cc 400 CID | 1976-1977 | | 21049 |
| 6.6L V8 6588cc 402 CID | 1972 | Custom | 22045 |
| 6.6L V8 6588cc 402 CID | 1971-1972 | Base | 22045 |
| 7.4L V8 454 CID | 1975 | Classic | 22045 |
| 7.4L V8 454 CID | 1971-1974 | Base | 22045 |
| 7.4L V8 454 CID | 1972-1974 | Custom | 22045 |
| 7.4L V8 7439cc 454 CID | 1971-1974 | Base | 22045 |
| 7.4L V8 7439cc 454 CID | 1972-1974 | Custom | 22045 |
| 7.4L V8 7441cc 454 CID | 1971-1974 | Base | 22045 |
| 7.4L V8 7441cc 454 CID | 1972-1974 | Custom | 22045 |
| SYCLONE | | | |
| 4.3L V6 262 CID | 1991 | Base; Turbocharged | 22145 |
| TYPHOON | | | |
| 4.3L V6 262 CID | 1992-1993 | Base | 22145 |
| V1500 | | | |
| 4.3L V6 262 CID | 1987 | Base, High Sierra, Sierra Classic; Code DM,GZ | 22045 |
| 4.3L V6 262 CID | 1987 | Base, High Sierra, Sierra Classic; Spring Code-DA | 22049 |
| 5.0L V8 305 CID | 1987 | Base, High Sierra, Sierra Classic; Spring Code-DA | 22049 |
| 5.0L V8 305 CID | 1987 | Base; Code CM,FC,HD,KC | 22045 |
| 5.0L V8 305 CID | 1987 | Base; Code DB | 22045 |
| 5.0L V8 305 CID | 1987 | Base; Code DM,GZ | 22045 |
| 5.0L V8 305 CID | 1987 | High Sierra; Code CM,FC,HD,KC | 22045 |
| 5.0L V8 305 CID | 1987 | High Sierra; Code DB | 22045 |
| 5.0L V8 305 CID | 1987 | High Sierra; Code DM,GZ | 22045 |
| 5.0L V8 305 CID | 1987 | Sierra Classic; Code CM,FC,HD,KC | 22045 |
| 5.0L V8 305 CID | 1987 | Sierra Classic; Code DB | 22045 |
| 5.0L V8 305 CID | 1987 | Sierra Classic; Code DM,GZ | 22045 |
| 5.7L V8 350 CID | 1987 | Base, High Sierra, Sierra Classic; Spring Code-DA | 22049 |
| 5.7L V8 350 CID | 1987 | Base; Code CM,FC,HD,KC | 22045 |
| 5.7L V8 350 CID | 1987 | Base; Code DB | 22045 |
| 5.7L V8 350 CID | 1987 | Base; Code DM,GZ | 22045 |
| 5.7L V8 350 CID | 1987 | High Sierra; Code CM,FC,HD,KC | 22045 |
| 5.7L V8 350 CID | 1987 | High Sierra; Code DB | 22045 |
| 5.7L V8 350 CID | 1987 | High Sierra; Code DM,GZ | 22045 |
| 5.7L V8 350 CID | 1987 | Sierra Classic; Code CM,FC,HD,KC | 22045 |
| 5.7L V8 350 CID | 1987 | Sierra Classic; Code DB | 22045 |
| 5.7L V8 350 CID | 1987 | Sierra Classic; Code DM,GZ | 22045 |
| 6.2L V8 379 CID | 1987 | Base; Code ABC,AW | 22052 |
| 6.2L V8 379 CID | 1987 | Base; Code ABC,DT | 22052 |
| 6.2L V8 379 CID | 1987 | Base; Code AW,HT | 22052 |
| 6.2L V8 379 CID | 1987 | High Sierra; Code ABC,AW | 22052 |
| 6.2L V8 379 CID | 1987 | High Sierra; Code ABC,DT | 22052 |
| 6.2L V8 379 CID | 1987 | High Sierra; Code AW,HT | 22052 |
| 6.2L V8 379 CID | 1987 | Sierra Classic; Code ABC,AW | 22052 |
| 6.2L V8 379 CID | 1987 | Sierra Classic; Code ABC,DT | 22052 |
| 6.2L V8 379 CID | 1987 | Sierra Classic; Code AW,HT | 22052 |
| V1500 SUBURBAN | | | |
| 5.7L V8 350 CID | 1987 | High Sierra; Code CM,FC,HD,KC | 22045 |
| 5.7L V8 350 CID | 1987 | High Sierra; Code DB | 22045 |
| 5.7L V8 350 CID | 1987 | High Sierra; Code DM,GZ | 22045 |
| 5.7L V8 350 CID | 1987 | High Sierra; Spring Code-DA | 22049 |
| 5.7L V8 350 CID | 1989 | Sierra Classic; Code DE,GB,HS | 22145 |
| 5.7L V8 350 CID | 1989 | Sierra Classic; Code GG | 22153 |
| 5.7L V8 350 CID | 1989 | Sierra Classic; Code HK,HL | 22140 |
| 5.7L V8 350 CID | 1990 | SLE; Code DE,GB,HS | 22145 |
| 5.7L V8 350 CID | 1990 | SLE; Code DK | 22045 |
| 5.7L V8 350 CID | 1990 | SLE; Code GG | 22153 |
| 5.7L V8 350 CID | 1990 | SLE; Spring Code-DA | 22049 |
| 5.7L V8 350 CID | 1991 | Base; Code HK,HL | 22140 |
| 5.7L V8 350 CID | 1987-1988 | Base, Sierra Classic; Code CM,FC,HD,KC | 22045 |
| 5.7L V8 350 CID | 1987-1989 | Base; Code DM,GZ | 22045 |
| 5.7L V8 350 CID | 1987-1989 | Sierra Classic; Code DB | 22045 |
| 5.7L V8 350 CID | 1987-1989 | Sierra Classic; Code DK | 22045 |
| 5.7L V8 350 CID | 1987-1989 | Sierra Classic; Code DM,GZ | 22045 |
| 5.7L V8 350 CID | 1987-1989 | Sierra Classic; Spring Code-DA | 22049 |
| 5.7L V8 350 CID | 1987-1990 | Base; Code DB | 22045 |
| 5.7L V8 350 CID | 1987-1990 | Base; Code DK | 22045 |

| Engine | Years | Application | USMW |
|-----------------------|-----------|---|-------|
| 5.7L V8 350 CID | 1990 | SLE; Code GG | 22153 |
| 5.7L V8 350 CID | 1990 | SLE; Code HK,HL | 22140 |
| 5.7L V8 350 CID | 1987-1988 | Base, Sierra Classic; Code CM,FC,HD,KC | 22045 |
| 5.7L V8 350 CID | 1987-1988 | Base, Sierra Classic; Spring Code-DA | 22049 |
| 5.7L V8 350 CID | 1987-1989 | Base; Code DB | 22045 |
| 5.7L V8 350 CID | 1987-1989 | Base; Code DM,GZ | 22045 |
| 5.7L V8 350 CID | 1987-1989 | Sierra Classic; Code DB | 22045 |
| 5.7L V8 350 CID | 1987-1989 | Sierra Classic; Code DM,GZ | 22045 |
| 5.7L V8 350 CID | 1988-1989 | Base, Sierra Classic; Code DK | 22045 |
| 5.7L V8 350 CID | 1989-1991 | Base; Code DE,GB,HS | 22145 |
| 5.7L V8 350 CID | 1989-1991 | Base; Code GG | 22153 |
| 5.7L V8 350 CID | 1989-1991 | Base; Code HK,HL | 22140 |
| 6.2L V8 379 CID | 1987 | Base, High Sierra; Code ABC,AW | 22052 |
| 6.2L V8 379 CID | 1987 | High Sierra; Code ABC,DT | 22052 |
| 6.2L V8 379 CID | 1987 | High Sierra; Code AW,HT | 22052 |
| 6.2L V8 379 CID | 1987 | Sierra Classic; Code ABC,AW | 22052 |
| 6.2L V8 379 CID | 1990 | SLE; Code ABC,DT | 22052 |
| 6.2L V8 379 CID | 1990 | SLE; Code AW,HT | 22052 |
| 6.2L V8 379 CID | 1987-1989 | Sierra Classic; Code ABC,DT | 22052 |
| 6.2L V8 379 CID | 1987-1989 | Sierra Classic; Code AW,HT | 22052 |
| 6.2L V8 379 CID | 1987-1991 | Base; Code ABC,DT | 22052 |
| 6.2L V8 379 CID | 1987-1991 | Base; Code AW,HT | 22052 |
| V2500 | | | |
| 4.8L I6 292 CID | 1987 | Base, High Sierra, Sierra Classic | 22045 |
| 5.7L V8 350 CID | 1987 | Base, High Sierra, Sierra Classic; Spring Code-DA | 22049 |
| 5.7L V8 350 CID | 1987 | Base; Code CM,FC,HD,KC | 22045 |
| 5.7L V8 350 CID | 1987 | Base; Code DB | 22045 |
| 5.7L V8 350 CID | 1987 | Base; Code DK | 22045 |
| 5.7L V8 350 CID | 1987 | Base; Code DM,GZ | 22045 |
| 5.7L V8 350 CID | 1987 | High Sierra; Code CM,FC,HD,KC | 22045 |
| 5.7L V8 350 CID | 1987 | High Sierra; Code DB | 22045 |
| 5.7L V8 350 CID | 1987 | High Sierra; Code DK | 22045 |
| 5.7L V8 350 CID | 1987 | High Sierra; Code DM,GZ | 22045 |
| 5.7L V8 350 CID | 1987 | Sierra Classic; Code CM,FC,HD,KC | 22045 |
| 5.7L V8 350 CID | 1987 | Sierra Classic; Code DB | 22045 |
| 5.7L V8 350 CID | 1987 | Sierra Classic; Code DK | 22045 |
| 5.7L V8 350 CID | 1987 | Sierra Classic; Code DM,GZ | 22045 |
| 6.2L V8 379 CID | 1987 | Base; Code ABC,AW | 22052 |
| 6.2L V8 379 CID | 1987 | Base; Code ABC,DT | 22052 |
| 6.2L V8 379 CID | 1987 | Base; Code AW,HT | 22052 |
| 6.2L V8 379 CID | 1987 | High Sierra; Code ABC,AW | 22052 |
| 6.2L V8 379 CID | 1987 | High Sierra; Code ABC,DT | 22052 |
| 6.2L V8 379 CID | 1987 | High Sierra; Code AW,HT | 22052 |
| 6.2L V8 379 CID | 1987 | Sierra Classic; Code ABC,AW | 22052 |
| 6.2L V8 379 CID | 1987 | Sierra Classic; Code ABC,DT | 22052 |
| 6.2L V8 379 CID | 1987 | Sierra Classic; Code AW,HT | 22052 |
| V2500 SUBURBAN | | | |
| 5.7L V8 350 CID | 1987 | High Sierra; Code CM,FC,HD,KC | 22045 |
| 5.7L V8 350 CID | 1987 | High Sierra; Code DB | 22045 |
| 5.7L V8 350 CID | 1987 | High Sierra; Code DK | 22045 |
| 5.7L V8 350 CID | 1987 | High Sierra; Code DM,GZ | 22045 |
| 5.7L V8 350 CID | 1987 | High Sierra; Spring Code-DA | 22049 |
| 5.7L V8 350 CID | 1989 | Base, Sierra Classic; Code HK,HL | 22140 |
| 5.7L V8 350 CID | 1989 | Sierra Classic; Code DE,GB,HS | 22145 |
| 5.7L V8 350 CID | 1989 | Sierra Classic; Code GG | 22153 |
| 5.7L V8 350 CID | 1990 | SLE; Code DB | 22045 |
| 5.7L V8 350 CID | 1990 | SLE; Code DE,GB,HS | 22145 |
| 5.7L V8 350 CID | 1990 | SLE; Code DK | 22045 |
| 5.7L V8 350 CID | 1990 | SLE; Code GG | 22153 |
| 5.7L V8 350 CID | 1990 | SLE; Spring Code-DA | 22049 |
| 5.7L V8 350 CID | 1991 | Base; Code HK,HL | 22140 |
| 5.7L V8 350 CID | 1987-1988 | Base, Sierra Classic; Code CM,FC,HD,KC | 22045 |
| 5.7L V8 350 CID | 1987-1989 | Base; Code DM,GZ | 22045 |
| 5.7L V8 350 CID | 1987-1989 | Sierra Classic; Code DB | 22045 |
| 5.7L V8 350 CID | 1987-1989 | Sierra Classic; Code DK | 22045 |
| 5.7L V8 350 CID | 1987-1989 | Sierra Classic; Code DM,GZ | 22045 |
| 5.7L V8 350 CID | 1987-1989 | Sierra Classic; Spring Code-DA | 22049 |
| 5.7L V8 350 CID | 1987-1990 | Base; Code DB | 22045 |
| 5.7L V8 350 CID | 1987-1990 | Base; Code DK | 22045 |

| Engine | Years | Application | USMW |
|-------------------------------|-----------|---|-------|
| GMC (CONT.) | | | |
| V2500 SUBURBAN (CONT.) | | | |
| 5.7L V8 350 CID | 1987-1990 | Base; Spring Code-DA | 22049 |
| 5.7L V8 350 CID | 1989-1991 | Base; Code DE,GB,HS | 22145 |
| 5.7L V8 350 CID | 1989-1991 | Base; Code GG | 22153 |
| 6.2L V8 379 CID | 1987 | High Sierra; Code ABC,DT | 22052 |
| 6.2L V8 379 CID | 1987 | High Sierra; Code AW,HT | 22052 |
| 6.2L V8 379 CID | 1990 | SLE; Code ABC,DT | 22052 |
| 6.2L V8 379 CID | 1990 | SLE; Code AW,HT | 22052 |
| 6.2L V8 379 CID | 1987-1989 | Sierra Classic; Code ABC,DT | 22052 |
| 6.2L V8 379 CID | 1987-1989 | Sierra Classic; Code AW,HT | 22052 |
| 6.2L V8 379 CID | 1987-1991 | Base; Code ABC,DT | 22052 |
| 6.2L V8 379 CID | 1987-1991 | Base; Code AW,HT | 22052 |
| V3500 | | | |
| 4.8L I6 292 CID | 1987-1988 | Base, High Sierra, Sierra Classic | 22045 |
| 5.7L V8 350 CID | 1988 | Base, High Sierra, Sierra Classic; Code DM,GZ | 22045 |
| 5.7L V8 350 CID | 1989 | High Sierra, Sierra Classic; Spring Code-DA | 22049 |
| 5.7L V8 350 CID | 1987-1988 | Base, High Sierra, Sierra Classic; Spring Code-DA | 22049 |
| 5.7L V8 350 CID | 1987-1989 | High Sierra; Code DB | 22045 |
| 5.7L V8 350 CID | 1987-1989 | High Sierra; Code DK | 22045 |
| 5.7L V8 350 CID | 1987-1989 | High Sierra; Code DM,GZ | 22045 |
| 5.7L V8 350 CID | 1987-1989 | Sierra Classic; Code DB | 22045 |
| 5.7L V8 350 CID | 1987-1989 | Sierra Classic; Code DK | 22045 |
| 5.7L V8 350 CID | 1987-1989 | Sierra Classic; Code DM,GZ | 22045 |
| 5.7L V8 350 CID | 1987-1991 | Base; Code DB | 22045 |
| 5.7L V8 350 CID | 1987-1991 | Base; Code DK | 22045 |
| 5.7L V8 350 CID | 1987-1991 | Base; Code DM,GZ | 22045 |
| 5.7L V8 350 CID | 1989-1991 | Base; Spring Code-DA | 22049 |
| 5.7L V8 350 CID | 1990-1991 | SLE; Code DB | 22045 |
| 5.7L V8 350 CID | 1990-1991 | SLE; Code DK | 22045 |
| 5.7L V8 350 CID | 1990-1991 | SLE; Code DM,GZ | 22045 |
| 5.7L V8 350 CID | 1990-1991 | SLE; Spring Code-DA | 22049 |
| 6.2L V8 379 CID | 1987-1989 | High Sierra; Code ABC,DT | 22052 |
| 6.2L V8 379 CID | 1987-1989 | High Sierra; Code AW,HT | 22052 |
| 6.2L V8 379 CID | 1987-1989 | Sierra Classic; Code ABC,DT | 22052 |
| 6.2L V8 379 CID | 1987-1989 | Sierra Classic; Code AW,HT | 22052 |
| 6.2L V8 379 CID | 1987-1991 | Base; Code ABC,DT | 22052 |
| 6.2L V8 379 CID | 1987-1991 | Base; Code AW,HT | 22052 |
| 6.2L V8 379 CID | 1990-1991 | SLE; Code ABC,DT | 22052 |
| 6.2L V8 379 CID | 1990-1991 | SLE; Code AW,HT | 22052 |
| 7.4L V8 454 CID | 1987 | Base, High Sierra, Sierra Classic | 22045 |
| 7.4L V8 454 CID | 1988 | Base, High Sierra, Sierra Classic; Code GD,HN | 22145 |
| 7.4L V8 454 CID | 1989 | High Sierra; Code NB | 22045 |
| 7.4L V8 454 CID | 1989 | High Sierra; Code NC | 22045 |
| 7.4L V8 454 CID | 1989 | Sierra Classic; Code NB | 22045 |
| 7.4L V8 454 CID | 1989 | Sierra Classic; Code NC | 22045 |
| 7.4L V8 454 CID | 1987-1988 | Base, High Sierra, Sierra Classic; Code FD | 22045 |
| 7.4L V8 454 CID | 1987-1989 | Base; Code DK | 22045 |
| 7.4L V8 454 CID | 1987-1989 | Base; Code DM,GZ | 22045 |
| 7.4L V8 454 CID | 1987-1989 | High Sierra; Code DK | 22045 |
| 7.4L V8 454 CID | 1987-1989 | High Sierra; Code DM,GZ | 22045 |
| 7.4L V8 454 CID | 1987-1989 | Sierra Classic; Code DK | 22045 |
| 7.4L V8 454 CID | 1987-1989 | Sierra Classic; Code DM,GZ | 22045 |
| 7.4L V8 454 CID | 1989-1991 | Base; Code NB | 22045 |
| 7.4L V8 454 CID | 1989-1991 | Base; Code NC | 22045 |
| 7.4L V8 454 CID | 1990-1991 | Base, SLE; Code GD,HN | 22145 |
| 7.4L V8 454 CID | 1990-1991 | Base; Code ND | 22045 |
| 7.4L V8 454 CID | 1990-1991 | SLE; Code NB | 22045 |
| 7.4L V8 454 CID | 1990-1991 | SLE; Code NC | 22045 |
| 7.4L V8 454 CID | 1990-1991 | SLE; Code ND | 22045 |
| W3500 FORWARD W3S042 | | | |
| 5.7L V8 5738cc 350 CID | 1996 | | 22158 |
| 5.7L V8 5738cc 350 CID | 1997-2002 | | 22173 |
| 6.0L V8 5967cc 364 CID | 2004-2008 | | 22173 |
| W4500 FORWARD W4S042 | | | |
| 5.7L V8 5738cc 350 CID | 1998-2002 | | 22173 |
| 6.0L V8 5967cc 364 CID | 2003-2008 | | 22173 |

| Engine | Years | Application | USMW |
|------------------------|-----------|-----------------------------------|-------|
| YUKON | | | |
| 4.8L V8 294 CID | 2004 | SLE, SLT; Exc.Air Cond | 22158 |
| 4.8L V8 294 CID | 2005 | SLT | 22158 |
| 4.8L V8 294 CID | 2006 | SL | 22158 |
| 4.8L V8 294 CID | 2000-2003 | SLE, SLT; Exc.Air Cond | 22157 |
| 4.8L V8 294 CID | 2000-2004 | SLE, SLT; For A/C Belt | 22158 |
| 4.8L V8 294 CID | 2005-2006 | SLE | 22158 |
| 5.3L V8 5328cc 325 CID | 2006 | SL | 22158 |
| 5.3L V8 5328cc 325 CID | 2000-2004 | SLE, SLT; Exc.Air Cond | 22157 |
| 5.3L V8 5328cc 325 CID | 2000-2004 | SLE, SLT; For A/C Belt | 22158 |
| 5.3L V8 5328cc 325 CID | 2005-2006 | SLE, SLT | 22158 |
| 5.7L V8 350 CID | 1992 | Sport; Code GJ,HS | 22145 |
| 5.7L V8 350 CID | 1993 | GT; Code AR,AX,BD,GP,HK,JM | 22140 |
| 5.7L V8 350 CID | 1993 | GT; Code DD,GG,GN | 22153 |
| 5.7L V8 350 CID | 1993 | GT; Code GJ,HS | 22145 |
| 5.7L V8 350 CID | 1993 | GT; Code GK | 22142 |
| 5.7L V8 350 CID | 1994 | Sport; Code BT,GM,HL | 22149 |
| 5.7L V8 350 CID | 1994 | Sport; Code GK | 22142 |
| 5.7L V8 350 CID | 1995 | SLT; Code AR,AX,BD,GP,HK,JM | 22140 |
| 5.7L V8 350 CID | 1995 | SLT; Code BT,GM,HL | 22149 |
| 5.7L V8 350 CID | 1995 | SLT; Code DD,GG,GN | 22153 |
| 5.7L V8 350 CID | 1995 | SLT; Code GK | 22142 |
| 5.7L V8 350 CID | 1992-1993 | Base, SLE; Code GJ,HS | 22145 |
| 5.7L V8 350 CID | 1992-1994 | Sport; Code AR,AX,BD,GP,HK,JM | 22140 |
| 5.7L V8 350 CID | 1992-1994 | Sport; Code DD,GG,GN | 22153 |
| 5.7L V8 350 CID | 1992-1995 | Base, SLE; Code AR,AX,BD,GP,HK,JM | 22140 |
| 5.7L V8 350 CID | 1992-1995 | Base, SLE; Code DD,GG,GN | 22153 |
| 5.7L V8 350 CID | 1993-1995 | Base, SLE; Code GK | 22142 |
| 5.7L V8 350 CID | 1994-1995 | Base, SLE; Code BT,GM,HL | 22149 |
| 5.7L V8 350 CID | 1996-1997 | SL, SLE, SLT; For A/C Belt | 22158 |
| 5.7L V8 350 CID | 1996-1997 | SL; Exc.Air Cond | 22162 |
| 5.7L V8 350 CID | 1996-1999 | SLE, SLT; Exc.Air Cond | 22162 |
| 5.7L V8 350 CID | 1998-1999 | SLE, SLT; For A/C Belt | 22158 |
| 5.7L V8 350 CID | 1999-2000 | Denali; Exc.Air Cond | 22162 |
| 5.7L V8 350 CID | 1999-2000 | Denali; For A/C Belt | 22158 |
| 6.0L V8 5967cc 364 CID | 2006 | Denali | 22158 |
| 6.0L V8 5967cc 364 CID | 2001-2005 | Denali; Exc.Air Cond | 22157 |
| 6.0L V8 5967cc 364 CID | 2001-2005 | Denali; For A/C Belt | 22158 |
| 6.5L V8 395 CID | 1994 | Sport | 22605 |
| 6.5L V8 395 CID | 1996 | SL | 22605 |
| 6.5L V8 395 CID | 1997 | SL, SLE, SLT | 22613 |
| 6.5L V8 395 CID | 1994-1995 | Base | 22605 |
| 6.5L V8 395 CID | 1994-1996 | SLE | 22605 |
| 6.5L V8 395 CID | 1995-1996 | SLT | 22605 |
| YUKON XL 1500 | | | |
| 5.3L V8 5328cc 325 CID | 2006 | SL | 22158 |
| 5.3L V8 5328cc 325 CID | 2000-2004 | SLE, SLT; Exc.Air Cond | 22157 |
| 5.3L V8 5328cc 325 CID | 2000-2004 | SLE, SLT; For A/C Belt | 22158 |
| 5.3L V8 5328cc 325 CID | 2005-2006 | SLE, SLT | 22158 |
| 6.0L V8 5967cc 364 CID | 2006 | Denali | 22158 |
| 6.0L V8 5967cc 364 CID | 2001-2005 | Denali; Exc.Air Cond | 22157 |
| 6.0L V8 5967cc 364 CID | 2001-2005 | Denali; For A/C Belt | 22158 |
| YUKON XL 2500 | | | |
| 6.0L V8 5967cc 364 CID | 2000-2005 | SLE, SLT; Exc.Air Cond | 22157 |
| 6.0L V8 5967cc 364 CID | 2000-2005 | SLE, SLT; For A/C Belt | 22158 |
| 6.0L V8 5967cc 364 CID | 2006-2013 | SLE, SLT | 22158 |
| 8.1L V8 496 CID | 2001-2006 | SLE, SLT | 22158 |
| HONDA | | | |
| PASSPORT | | | |
| 2.6L I4 2559cc | 1994-1996 | DX | 22072 |
| 3.2L V6 3165cc | 1996 | EX; From 01/1996 | 22076 |
| 3.2L V6 3165cc | 1996 | EX; To 12/1995 | 22076 |
| 3.2L V6 3165cc | 1996 | LX; From 01/1996 | 22076 |
| 3.2L V6 3165cc | 1996 | LX; To 12/1995 | 22076 |
| 3.2L V6 3165cc | 1994-1997 | EX, LX | 22076 |
| 3.2L V6 3165cc | 1998-2002 | EX, LX | 22176 |

| Engine | Years | Application | USMW |
|------------------------|-----------|-----------------------|-------|
| HUMMER | | | |
| H1 | | | |
| 6.5L V8 395 CID | 2002-2004 | Base | 22618 |
| H2 | | | |
| 6.0L V8 5967cc 364 CID | 2003-2007 | Base | 22158 |
| H3 | | | |
| 3.5L L5 3460cc 211 CID | 2006 | Base | 22173 |
| 3.7L L5 3654cc 223 CID | 2007-2009 | X | 22173 |
| 3.7L L5 3654cc 223 CID | 2007-2010 | Base | 22173 |
| 5.3L V8 5328cc 325 CID | 2009 | Championship Series | 22615 |
| 5.3L V8 5328cc 325 CID | 2008-2010 | Alpha | 22615 |
| H3T | | | |
| 3.7L L5 3654cc 223 CID | 2009-2010 | Base | 22173 |
| 5.3L V8 5328cc 325 CID | 2009-2010 | Alpha | 22615 |
| INFINITI | | | |
| FX45 | | | |
| 4.5L V8 4494cc | 2006-2008 | Base | 22032 |
| 4.5L V8 4500cc | 2003-2005 | Base | 22032 |
| G35 | | | |
| 3.5L V6 3498cc | 2004 | X | 22028 |
| 3.5L V6 3498cc | 2003-2004 | Base | 22028 |
| J30 | | | |
| 3.0L V6 2960cc 181 CID | 1993-1997 | Base, T | 22027 |
| M30 | | | |
| 3.0L V6 2960cc 181 CID | 1990-1992 | Base | 22082 |
| Q45 | | | |
| 4.1L V8 4130cc | 2000 | Anniversary Edition | 22032 |
| 4.1L V8 4130cc | 1997-2001 | Base | 22032 |
| 4.1L V8 4130cc | 1997-2001 | T | 22032 |
| 4.5L V8 4494cc | 1993 | A, Base; From 02/1993 | 22025 |
| 4.5L V8 4494cc | 1993 | A, Base; To 02/1993 | 22028 |
| 4.5L V8 4494cc | 1990-1992 | Base | 22028 |
| 4.5L V8 4494cc | 1991-1992 | A | 22028 |
| 4.5L V8 4494cc | 1994-1996 | A, Base | 22025 |
| 4.5L V8 4494cc | 1994-1996 | T | 22025 |
| QX4 | | | |
| 3.3L V6 3275cc | 1997-2000 | Base | 22025 |
| 3.5L V6 3498cc | 2001-2003 | Base | 22032 |
| QX56 | | | |
| 5.6L V8 5552cc | 2004-2010 | Base | 22181 |
| 5.6L V8 5552cc | 2011-2013 | Base | 22343 |
| QX80 | | | |
| 5.6L V8 5552cc | 2014-2015 | Base | 22343 |
| INTERNATIONAL | | | |
| METRO | | | |
| 3.8L L6 3802cc 232 CID | 1971-2008 | | 22049 |
| 3.9L L6 3949cc 241 CID | 1968-2008 | | 22049 |
| 4.2L L6 4229cc 258 CID | 1972-1974 | | 22049 |
| 4.3L V8 4360cc 266 CID | 1968-1974 | | 22049 |
| 5.0L V8 4983cc 304 CID | 1971-1974 | | 22049 |
| 5.6L V8 5655cc 345 CID | 1975-1974 | | 22049 |
| PICKUP | | | |
| 3.8L L6 3802cc 232 CID | 1971 | | 22049 |
| 3.8L L6 3802cc 232 CID | 1969-1970 | Base | 22049 |
| 3.9L L6 3949cc 241 CID | 1968-1970 | Base | 22049 |
| 4.2L L6 4229cc 258 CID | 1972-1974 | Base | 22049 |
| 4.3L V8 4360cc 266 CID | 1968-1969 | Base | 22049 |
| 5.0L V8 4983cc 304 CID | 1964-1975 | | 22049 |
| 5.0L V8 4983cc 304 CID | 1966-1974 | Base | 22049 |
| 5.6L V8 5655cc 345 CID | 1971-1975 | | 22049 |
| 5.6L V8 5655cc 345 CID | 1972-1974 | Base | 22049 |
| 6.4L V8 6425cc 392 CID | 1975 | | 22049 |
| SCOUT | | | |
| 3.8L L6 3802cc 232 CID | 1971-1975 | | 22049 |
| 4.3L L6 4342cc 265 CID | 1970-1975 | | 21049 |
| 4.3L V8 4360cc 266 CID | 1968-1975 | | 21049 |

| Engine | Years | Application | USMW |
|------------------------|-----------|-----------------------------|-------|
| 5.0L V8 4983cc 304 CID | 1969-1970 | | 21049 |
| 5.0L V8 4983cc 304 CID | 1971-1975 | | 22049 |
| 5.6L V8 5655cc 345 CID | 1971-1975 | | 22049 |
| 6.4L V8 6425cc 392 CID | 1975 | | 22049 |
| SCOUT II | | | |
| 5.0L V8 4983cc 304 CID | 1974 | | 22049 |
| 5.0L V8 4983cc 304 CID | 1976-1980 | Base | 22049 |
| 5.0L V8 4983cc 304 CID | 1978-1979 | Base, SS2 | 22049 |
| 5.6L V8 5655cc 345 CID | 1974 | | 22049 |
| 5.6L V8 5655cc 345 CID | 1976-1980 | Base | 22049 |
| 5.6L V8 5655cc 345 CID | 1978-1979 | Base, SS2 | 22049 |
| TERRA PICKUP | | | |
| 5.0L V8 4983cc 304 CID | 1976-1980 | Terra | 21049 |
| 5.6L V8 5655cc 345 CID | 1976-1980 | Terra | 21049 |
| TRAVELALL | | | |
| 3.8L L6 3802cc 232 CID | 1971 | | 22049 |
| 3.8L L6 3802cc 232 CID | 1969-1970 | Travelall | 22049 |
| 3.9L L6 3949cc 241 CID | 1968 | Travelall, Travelall Custom | 22049 |
| 3.9L L6 3949cc 241 CID | 1969-1970 | Travelall Custom | 22049 |
| 4.2L L6 4229cc 258 CID | 1972-1974 | Travelall | 22049 |
| 4.3L V8 4360cc 266 CID | 1968-1974 | Travelall | 22049 |
| 4.3L V8 4360cc 266 CID | 1969-1970 | Travelall Custom | 22049 |
| 5.0L V8 4983cc 304 CID | 1966-1974 | Travelall Custom | 22049 |
| 5.0L V8 4983cc 304 CID | 1972-1974 | Travelall | 22049 |
| 5.0L V8 4983cc 304 CID | 1975-1974 | | 22049 |
| 5.6L V8 5655cc 345 CID | 1971-1975 | | 22049 |
| 5.6L V8 5655cc 345 CID | 1972-1974 | Base | 22049 |
| 5.6L V8 5655cc 345 CID | 1973-1974 | Travelall | 22049 |
| 6.4L V8 6425cc 392 CID | 1972-1974 | Travelall | 22049 |
| 6.4L V8 6425cc 392 CID | 1975-1974 | | 22049 |
| TRAVELER | | | |
| 5.0L V8 4983cc 304 CID | 1976-1980 | Traveler | 21049 |
| 5.6L V8 5655cc 345 CID | 1976-1980 | Traveler | 21049 |
| ISUZU | | | |
| AMIGO | | | |
| 2.3L L4 2254cc | 1989-1991 | XS | 22087 |
| 2.3L L4 2254cc | 1989-1993 | S | 22087 |
| 2.6L L4 2559cc | 1989-1994 | S, XS | 22087 |
| 3.2L V6 3165cc | 1998-2000 | S | 22176 |
| ASCENDER | | | |
| 4.2L L6 256 CID | 2003 | Base, Limited | 22310 |
| 4.2L L6 256 CID | 2006 | Base | 22310 |
| 4.2L L6 256 CID | 2008 | S | 22627 |
| 4.2L L6 256 CID | 2003-2006 | LS | 22310 |
| 4.2L L6 256 CID | 2004-2007 | S | 22310 |
| 5.3L V8 5328cc 325 CID | 2003 | Base | 22310 |
| 5.3L V8 5328cc 325 CID | 2005 | S | 22310 |
| 5.3L V8 5328cc 325 CID | 2003-2005 | Limited | 22310 |
| 5.3L V8 5328cc 325 CID | 2003-2006 | LS | 22310 |
| AXIOM | | | |
| 3.5L V6 3475cc | 2002 | Base, XS | 22176 |
| 3.5L V6 3491cc | 2003 | Base, XS | 22176 |
| 3.5L V6 3494cc | 2004 | S, XS | 22176 |
| HOMBRE | | | |
| 2.2L L4 2180cc | 1996 | S, XS; Exc.Air Cond | 22153 |
| 2.2L L4 2180cc | 1996-2000 | S, XS; For A/C Belt | 22162 |
| 2.2L L4 2180cc | 1997-2000 | S, XS; Exc.Air Cond | 22136 |
| 4.3L V6 262 CID | 2000 | S, XS; Exc.Air Cond | 22158 |
| 4.3L V6 262 CID | 2000 | S, XS; For A/C Belt | 22162 |
| 4.3L V6 4294cc | 1997-1999 | S, XS; Exc.Air Cond | 22158 |
| 4.3L V6 4294cc | 1997-1999 | S, XS; For A/C Belt | 22162 |
| I-280 | | | |
| 2.8L L4 2770cc 169 CID | 2006 | Base | 22123 |
| I-290 | | | |
| 2.9L L4 2921cc 178 CID | 2007 | LS | 22123 |
| 2.9L L4 2921cc 178 CID | 2007-2008 | S | 22123 |



FAN CLUTCH APPLICATION GUIDE

USMW
Professional Series

| Engine | Years | Application | USMW |
|----------------------|-----------|-----------------------------|-------|
| ISUZU (CONT.) | | | |
| I-350 | | | |
| 3.5L L5 3460cc | 2006 | 211 CID Base | 22173 |
| I-370 | | | |
| 3.7L L5 3654cc | 2007-2008 | 223 CID LS | 22173 |
| IMPULSE | | | |
| 2.0L L4 1994cc | 1985-1989 | Base | 22093 |
| 2.3L L4 2254cc | 1988-1989 | Base | 22087 |
| PICKUP | | | |
| 1.8L L4 1817cc | 1981-1982 | Base, DLX; For A/C Belt | 22094 |
| 1.9L L4 1949cc | 1983-1987 | Base, DLX; For A/C Belt | 22094 |
| 1.9L L4 1949cc | 1983-1987 | LS; For A/C Belt | 22094 |
| 1.9L L4 1949cc | 1984-1985 | LX; For A/C Belt | 22094 |
| 2.2L L4 2238cc | 1983 | LS | 22094 |
| 2.2L L4 2238cc | 1981-1985 | Base, DLX | 22094 |
| 2.2L L4 2238cc | 1984-1985 | LX | 22094 |
| 2.2L L4 2238cc | 1986-1987 | Base, DLX, LS | 22094 |
| 2.3L L4 2254cc | 1989 | XS; For A/C Belt | 22087 |
| 2.3L L4 2254cc | 1986-1987 | Base, DLX, LS; For A/C Belt | 22087 |
| 2.3L L4 2254cc | 1989-1990 | LS; For A/C Belt | 22087 |
| 2.3L L4 2254cc | 1989-1995 | S; For A/C Belt | 22087 |
| 2.6L L4 2559cc | 1988 | 1 Ton; Exc. Air Cond | 22087 |
| 2.6L L4 2559cc | 1988 | 1 Ton; For A/C Belt | 22087 |
| 2.6L L4 2559cc | 1988 | LS; Exc. Air Cond | 22087 |
| 2.6L L4 2559cc | 1988 | LS; For A/C Belt | 22087 |
| 2.6L L4 2559cc | 1988 | S; Exc. Air Cond | 22087 |
| 2.6L L4 2559cc | 1988 | S; For A/C Belt | 22087 |
| 2.6L L4 2559cc | 1989-1990 | XS | 22087 |
| 2.6L L4 2559cc | 1989-1992 | 1 Ton, LS | 22087 |
| 2.6L L4 2559cc | 1989-1995 | S | 22087 |
| 3.1L V6 3137cc | 1991 | LS | 22175 |
| 3.1L V6 3137cc | 1991-1994 | S | 22175 |
| RODEO | | | |
| 2.6L L4 2559cc | 1992 | XS | 22087 |
| 2.6L L4 2559cc | 1991-1993 | LS, S | 22087 |
| 2.6L L4 2559cc | 1994-1997 | LS, S | 22072 |
| 3.1L V6 3137cc | 1991-1992 | LS, S, XS | 22175 |
| 3.2L V6 3165cc | 1993-1997 | LS, S | 22076 |
| 3.2L V6 3165cc | 1998-2003 | LS | 22176 |
| 3.2L V6 3165cc | 1998-2004 | S | 22176 |
| 3.2L V6 3165cc | 1999-2003 | LSE | 22176 |
| 3.2L V6 3165cc | 2001-2003 | S V6 | 22176 |
| 3.5L V6 3494cc | 2004 | S | 22176 |
| RODEO SPORT | | | |
| 3.2L V6 3165cc | 2001-2003 | S V6 | 22176 |
| TROOPER | | | |
| 1.9L L4 1949cc | 1984-1985 | Base | 22094 |
| 2.2L L4 2238cc | 1984 | Base | 22094 |
| 2.2L L4 2238cc | 1986 | LX | 22094 |
| 2.2L L4 2238cc | 1986-1987 | DLX, LS | 22094 |
| 2.3L L4 2254cc | 1986 | LX | 22087 |
| 2.3L L4 2254cc | 1986-1987 | DLX, LS | 22087 |
| 2.6L L4 2559cc | 1988 | LS, S, XS | 22087 |
| 2.6L L4 2559cc | 1989 | LS, RS, S, XS | 22087 |
| 2.6L L4 2559cc | 1990 | RS | 22087 |
| 2.6L L4 2559cc | 1990-1991 | S | 22087 |
| 2.8L V6 2827cc | 1991 | SE | 22175 |
| 2.8L V6 2827cc | 1989-1991 | LS, S | 22175 |
| 2.8L V6 2827cc | 1990-1991 | XS | 22175 |
| 3.2L V6 3165cc | 1993 | RS | 22076 |
| 3.2L V6 3165cc | 1994 | LS, RS, S | 22076 |
| 3.2L V6 3165cc | 1995 | RS, S | 22076 |
| 3.2L V6 3165cc | 1996 | LS, S, SE | 22076 |
| 3.2L V6 3165cc | 1997 | LS, Ltd, S | 22076 |
| 3.2L V6 3165cc | 1992-1993 | LS, S | 22076 |
| 3.5L V6 3475cc | 1998-2002 | S | 22022 |
| 3.5L V6 3475cc | 2000-2002 | Limited, LS | 22022 |

| Engine | Years | Application | USMW |
|--------------------|-------------------|---|-------|
| VEHICROSS | | | |
| 3.5L V6 3475cc | 1999-2001 | Base | 22176 |
| JAGUAR | | | |
| VANDEN PLAS | | | |
| 3.6L L6 3590cc | 1988 | Base | 22018 |
| 3.6L L6 3590cc | 1989 | Base, Majestic | 22018 |
| 4.0L L6 3980cc | 1990-1992 | Base | 22018 |
| 4.0L L6 3980cc | 1990-1992 | Majestic | 22018 |
| 4.2L L6 4235cc | 1985-1987 | Base | 22017 |
| VDP | | | |
| 4.0L L6 3980cc | 243 CID 1993-1980 | | 22018 |
| XJ12 | | | |
| 6.0L V12 5994cc | 1994-1996 | Base | 22018 |
| XJ6 | | | |
| 3.6L L6 3590cc | 1988-1989 | Base | 22018 |
| 4.0L L6 3980cc | 1990-1992 | Base, Sovereign | 22018 |
| 4.0L L6 3980cc | 243 CID 1992-1980 | Base, Executive | 22018 |
| 4.2L L6 4235cc | 1985-1987 | Base | 22017 |
| 4.2L L6 4235cc | 258 CID 1972-1973 | | 21049 |
| XJRS | | | |
| 6.0L V12 5994cc | 1993 | Base | 22018 |
| XJS | | | |
| 4.0L L6 3980cc | 1993-1995 | Base | 22018 |
| 4.0L L6 3980cc | 1994-1996 | 2+2 | 22018 |
| 4.0L L6 3980cc | 243 CID 1992 | | 22018 |
| 5.3L V12 5343cc | 1980-1992 | Base | 22018 |
| 5.3L V12 5343cc | 1987-1988 | C | 22018 |
| 5.3L V12 5343cc | 1989-1990 | Collection Rouge | 22018 |
| 5.3L V12 5343cc | 1990-1991 | Classic Collection | 22018 |
| 6.0L V12 5994cc | 1994-1995 | 2+2, Base | 22018 |
| JEEP | | | |
| CHEROKEE | | | |
| 2.1L L4 126 CID | 1985-1987 | Base, Chief, Laredo, Pioneer | 22148 |
| 2.5L L4 150 CID | 1989 | Sport | 22148 |
| 2.5L L4 150 CID | 1984-1986 | Base; Serpentine Belt Drive | 22148 |
| 2.5L L4 150 CID | 1984-1986 | Base; V-Belt Drive | 22048 |
| 2.5L L4 150 CID | 1985-1986 | Chief, Laredo, Pioneer; Serpentine Belt Drive | 22148 |
| 2.5L L4 150 CID | 1985-1986 | Chief, Laredo, Pioneer; V-Belt Drive | 22048 |
| 2.5L L4 150 CID | 1987-1988 | Chief | 22148 |
| 2.5L L4 150 CID | 1987-1989 | Laredo, Pioneer | 22148 |
| 2.5L L4 150 CID | 1987-1993 | Base | 22148 |
| 2.5L L4 150 CID | 1994-2000 | SE | 22149 |
| 2.8L V6 173 CID | 1984-1986 | Base | 22048 |
| 2.8L V6 173 CID | 1985-1986 | Chief, Laredo, Pioneer | 22048 |
| 4.0L L6 242 CID | 1996 | Classic | 22148 |
| 4.0L L6 242 CID | 1987-1988 | Chief | 22148 |
| 4.0L L6 242 CID | 1987-1990 | Pioneer | 22148 |
| 4.0L L6 242 CID | 1987-1992 | Laredo, Limited | 22148 |
| 4.0L L6 242 CID | 1987-1993 | Base | 22148 |
| 4.0L L6 242 CID | 1989-2001 | Sport | 22148 |
| 4.0L L6 242 CID | 1991-1992 | Brianwood | 22148 |
| 4.0L L6 242 CID | 1993-1997 | Country | 22148 |
| 4.0L L6 242 CID | 1994-2001 | SE | 22148 |
| 4.0L L6 242 CID | 1998-2001 | Classic, Limited | 22148 |
| 4.2L L6 258 CID | 1980 | Base, Wide Track; V-Belt Drive | 22026 |
| 4.2L L6 258 CID | 1980 | Wide Track; Serpentine Belt Drive | 22126 |
| 4.2L L6 258 CID | 1983 | Pioneer; Serpentine Belt Drive | 22126 |
| 4.2L L6 258 CID | 1983 | Pioneer; V-Belt Drive | 22026 |
| 4.2L L6 258 CID | 1980-1983 | Base; Serpentine Belt Drive | 22126 |
| 4.2L L6 258 CID | 1981-1983 | Base, Chief; V-Belt Drive | 22026 |
| 4.2L L6 258 CID | 1981-1983 | Chief; Serpentine Belt Drive | 22126 |
| 4.2L L6 4228cc | 258 CID 1976-1979 | | 21049 |
| 4.2L L6 4229cc | 258 CID 1974-1975 | | 21049 |
| 5.9L V8 360 CID | 1980 | Wide Track | 22049 |
| 5.9L V8 360 CID | 1983 | Pioneer | 22049 |
| 5.9L V8 360 CID | 1980-1983 | Base | 22049 |
| 5.9L V8 360 CID | 1981-1983 | Chief | 22049 |

| Engine | Years | Application | USMW |
|-----------------------------------|-----------|---|--------------|
| JEEP (CONT.) | | | |
| CHEROKEE (CONT.) | | | |
| 5.9L V8 5900cc 360 CID | 1974-1979 | | 21049 |
| 6.6L V8 6572cc 401 CID | 1974-1978 | | 21049 |
| CJ5 | | | |
| 2.5L L4 151 CID | 1980 | Golden Eagle | 22048 |
| 2.5L L4 151 CID | 1980-1983 | Base, Laredo, Renegade | 22048 |
| 2.5L L4 151 CID | 1982-1983 | Limited | 22048 |
| 3.8L L6 3802cc 232 CID | 1972-1978 | | 21049 |
| 4.2L L6 258 CID | 1980 | Base, Golden Eagle, Laredo, Renegade; V-Belt Drive | 22026 |
| 4.2L L6 258 CID | 1980 | Golden Eagle; Serpentine Belt Drive | 22126 |
| 4.2L L6 258 CID | 1980-1983 | Base, Laredo, Renegade; Serpentine Belt Drive | 22126 |
| 4.2L L6 258 CID | 1981-1983 | Base, Laredo, Renegade; V-Belt Drive | 22026 |
| 4.2L L6 258 CID | 1982-1983 | Limited; Serpentine Belt Drive | 22126 |
| 4.2L L6 258 CID | 1982-1983 | Limited; V-Belt Drive | 22026 |
| 4.2L L6 4228cc 258 CID | 1976-1979 | | 21049 |
| 4.2L L6 4229cc 258 CID | 1972-1975 | | 21049 |
| 5.0L V8 304 CID | 1980 | Golden Eagle | 22049 |
| 5.0L V8 304 CID | 1980-1981 | Base, Laredo, Renegade | 22049 |
| 5.0L V8 4982cc 304 CID | 1976-1979 | | 21049 |
| 5.0L V8 4983cc 304 CID | 1972-1975 | | 21049 |
| CJ6 | | | |
| 3.8L L6 3802cc 232 CID | 1972-1975 | | 21049 |
| 4.2L L6 4229cc 258 CID | 1972-1975 | | 21049 |
| 5.0L V8 4983cc 304 CID | 1972-1975 | | 21049 |
| CJ7 | | | |
| 2.5L L4 150 CID | 1983 | Laredo, Limited | 22048 |
| 2.5L L4 150 CID | 1983-1986 | Base, Renegade | 22048 |
| 2.5L L4 150 CID | 1985-1986 | Laredo | 22048 |
| 2.5L L4 151 CID | 1980 | Golden Hawk | 22048 |
| 2.5L L4 151 CID | 1980-1983 | Base, Laredo, Renegade | 22048 |
| 2.5L L4 151 CID | 1982-1983 | Limited | 22048 |
| 3.8L L6 3802cc 232 CID | 1976-1978 | | 21049 |
| 4.2L L6 258 CID | 1980 | Base, Golden Hawk, Laredo, Renegade; V-Belt Drive | 22026 |
| 4.2L L6 258 CID | 1980 | Golden Hawk; Serpentine Belt Drive | 22126 |
| 4.2L L6 258 CID | 1980-1986 | Base, Renegade; Serpentine Belt Drive | 22126 |
| 4.2L L6 258 CID | 1980-1986 | Laredo; Serpentine Belt Drive | 22126 |
| 4.2L L6 258 CID | 1981-1986 | Base, Renegade; V-Belt Drive | 22026 |
| 4.2L L6 258 CID | 1981-1986 | Laredo; V-Belt Drive | 22026 |
| 4.2L L6 258 CID | 1982-1983 | Limited; Serpentine Belt Drive | 22126 |
| 4.2L L6 258 CID | 1982-1983 | Limited; V-Belt Drive | 22026 |
| 4.2L L6 4228cc 258 CID | 1976-1979 | | 21049 |
| 5.0L V8 304 CID | 1980 | Golden Hawk | 22049 |
| 5.0L V8 304 CID | 1980-1981 | Base, Laredo, Renegade | 22049 |
| 5.0L V8 4982cc 304 CID | 1976-1979 | | 21049 |
| CJ7 (MEX) | | | |
| 4.2L L6 4200cc 258 CID | 1965-1975 | | 22026 |
| COMANCHE | | | |
| 2.1L L4 126 CID | 1986 | Custom, X, XLS | 22148 |
| 2.1L L4 126 CID | 1987 | Base, Laredo, Pioneer | 22148 |
| 2.5L L4 150 CID | 1986 | Custom, X, XLS; Serpentine Belt Drive | 22148 |
| 2.5L L4 150 CID | 1986 | Custom, X, XLS; V-Belt Drive | 22048 |
| 2.5L L4 150 CID | 1987-1988 | Chief, Laredo | 22148 |
| 2.5L L4 150 CID | 1987-1991 | Pioneer | 22148 |
| 2.5L L4 150 CID | 1987-1992 | Base | 22148 |
| 2.8L V6 173 CID | 1986 | Custom, X, XLS | 22048 |
| 4.0L L6 242 CID | 1987-1988 | Chief, Laredo | 22148 |
| 4.0L L6 242 CID | 1987-1992 | Base, Pioneer | 22148 |
| 4.0L L6 242 CID | 1988-1992 | Eliminator | 22148 |
| COMMANDER | | | |
| 3.7L V6 226 CID | 2010 | Sport | 22152 |
| 4.7L V8 285 CID | 2006 | 65th Anniversary Edition, Base, Limited | 22152 |
| 4.7L V8 285 CID | 2007 | Base, Limited, Sport | 22152 |
| 4.7L V8 285 CID | 2008-2009 | Limited, Sport | 22152 |
| COMMANDER LTD PREMIUM(MEX) | | | |
| 5.7L V8 5654cc CID | 2010-1975 | | 22059 |

| Engine | Years | Application | USMW |
|-----------------------------|-----------|--|--------------|
| COMMANDO | | | |
| 5.0L V8 4983cc 304 CID | 1972-1973 | Commando | 21049 |
| DJ5 | | | |
| 3.8L L6 3802cc 232 CID | 1972-1974 | | 21049 |
| 4.2L L6 4229cc 258 CID | 1973-1974 | | 21049 |
| GRAND CHEROKEE | | | |
| 3.7L V6 226 CID | 2010 | Laredo, Limited | 22152 |
| 4.0L L6 242 CID | 1993 | Base | 22174 |
| 4.0L L6 242 CID | 1994 | SE | 22174 |
| 4.0L L6 242 CID | 1995 | Orvis, SE | 22174 |
| 4.0L L6 242 CID | 1997 | Orvis | 22174 |
| 4.0L L6 242 CID | 2002 | Sport | 22151 |
| 4.0L L6 242 CID | 2004 | Special Edition | 22151 |
| 4.0L L6 242 CID | 1993-1998 | Laredo, Limited | 22174 |
| 4.0L L6 242 CID | 1997-1998 | TSi | 22174 |
| 4.0L L6 242 CID | 1999-2004 | Laredo, Limited | 22151 |
| 4.7L V8 285 CID | 2006 | 65th Anniversary Edition | 22152 |
| 4.7L V8 285 CID | 2005-2009 | Laredo, Limited | 22152 |
| 4.7L V8 285 CID | 2007-2008 | Limited | 22152 |
| 4.7L V8 287 CID | 1999-2000 | Laredo, Limited | 22151 |
| 5.2L V8 5211cc 318 CID | 1993 | Base, Laredo, Limited; Exc.Max Cooling | 22170 |
| 5.2L V8 5211cc 318 CID | 1993 | Base, Laredo, Limited; Max Cooling | 22159 |
| 5.2L V8 5211cc 318 CID | 1994-1995 | SE | 22160 |
| 5.2L V8 5211cc 318 CID | 1994-1998 | Laredo, Limited | 22160 |
| 5.2L V8 5211cc 318 CID | 1995-1997 | Orvis | 22160 |
| 5.2L V8 5211cc 318 CID | 1997-1998 | TSi | 22160 |
| GRAND CHEROKEE (MEX) | | | |
| 4.0L L6 3966cc 242 CID | 1992 | | 22174 |
| 5.2L V8 5215cc 318 CID | 1992 | | 22151 |
| 5.2L V8 5215cc 318 CID | 1992 | | 22170 |
| GRAND WAGONEER | | | |
| 4.2L L6 258 CID | 1984-1985 | Limited; Serpentine Belt Drive | 22126 |
| 4.2L L6 258 CID | 1984-1985 | Limited; V-Belt Drive | 22026 |
| 4.2L L6 258 CID | 1984-1986 | Base; Serpentine Belt Drive | 22126 |
| 4.2L L6 258 CID | 1984-1986 | Base; V-Belt Drive | 22026 |
| 5.2L V8 5211cc 318 CID | 1993 | Exc.Max Cooling | 22170 |
| 5.2L V8 5211cc 318 CID | 1993 | Max Cooling | 22159 |
| 5.9L V8 360 CID | 1984-1985 | Limited | 22049 |
| 5.9L V8 360 CID | 1984-1991 | Base | 22049 |
| J10 | | | |
| 4.2L L6 258 CID | 1980-1987 | Base; Serpentine Belt Drive | 22126 |
| 4.2L L6 258 CID | 1980-1987 | Base; V-Belt Drive | 22026 |
| 4.2L L6 4228cc 258 CID | 1976-1979 | | 21049 |
| 4.2L L6 4229cc 258 CID | 1974-1975 | | 21049 |
| 5.9L V8 360 CID | 1974-1979 | | 22049 |
| 5.9L V8 360 CID | 1980-1988 | Base | 22049 |
| 5.9L V8 5899cc 360 CID | 1974 | | 22049 |
| 5.9L V8 5900cc 360 CID | 1974 | | 22049 |
| 6.6L V8 401 CID | 1974-1978 | | 22049 |
| 6.6L V8 6571cc 401 CID | 1974 | | 22049 |
| 6.6L V8 6572cc 401 CID | 1974 | | 22049 |
| J-100 | | | |
| 5.9L V8 5899cc 360 CID | 1972-1973 | | 22045 |
| J20 | | | |
| 4.2L L6 4229cc 258 CID | 1974-1976 | | 21049 |
| 5.9L V8 360 CID | 1974-1979 | | 22049 |
| 5.9L V8 360 CID | 1980-1988 | Base | 22049 |
| 5.9L V8 5899cc 360 CID | 1974 | | 22049 |
| 5.9L V8 5900cc 360 CID | 1974 | | 22049 |
| 6.6L V8 401 CID | 1974-1978 | | 22049 |
| 6.6L V8 6571cc 401 CID | 1974 | | 22049 |
| 6.6L V8 6572cc 401 CID | 1974 | | 22049 |
| J-PICKUP | | | |
| 5.0L V8 4983cc 304 CID | 1972-1976 | | 22049 |
| 5.9L V8 5900cc 360 CID | 1972-1973 | | 22045 |
| LIBERTY | | | |
| 2.8L L4 2768cc 171 CID | 2005-2006 | Limited, Sport | 22152 |
| 3.7L V6 226 CID | 2003 | Limited, Renegade, Sport | 22152 |

| Engine | Years | Application | USMW |
|------------------------|-----------|--|-------|
| JEEP (CONT.) | | | |
| LIBERTY (CONT.) | | | |
| 3.7L V6 226 CID | 2005 | Rocky Mountain Edition | 22151 |
| 3.7L V6 226 CID | 2006 | 65th Anniversary Edition | 22151 |
| 3.7L V6 226 CID | 2012 | Jet | 22152 |
| 3.7L V6 226 CID | 2002-2012 | Limited, Sport | 22152 |
| 3.7L V6 226 CID | 2004-2006 | Renegade | 22151 |
| 3.7L V6 226 CID | 2004-2008 | Limited, Sport | 22151 |
| 3.7L V6 226 CID | 2010-2011 | Renegade | 22152 |
| SCRAMBLER | | | |
| 2.5L L4 150 CID | 1983 | SL | 22048 |
| 2.5L L4 150 CID | 1985 | Laredo, Renegade | 22048 |
| 2.5L L4 150 CID | 1983-1984 | SR | 22048 |
| 2.5L L4 150 CID | 1983-1985 | Base | 22048 |
| 2.5L L4 151 CID | 1981-1983 | Base | 22048 |
| 2.5L L4 151 CID | 1982-1983 | SL, SR | 22048 |
| 4.2L L6 258 CID | 1985 | Laredo, Renegade; Serpentine Belt Drive | 22126 |
| 4.2L L6 258 CID | 1985 | Laredo, Renegade; V-Belt Drive | 22026 |
| 4.2L L6 258 CID | 1981-1985 | Base; Serpentine Belt Drive | 22126 |
| 4.2L L6 258 CID | 1981-1985 | Base; V-Belt Drive | 22026 |
| 4.2L L6 258 CID | 1982-1983 | SL; Serpentine Belt Drive | 22126 |
| 4.2L L6 258 CID | 1982-1983 | SL; V-Belt Drive | 22026 |
| 4.2L L6 258 CID | 1982-1984 | SR; Serpentine Belt Drive | 22126 |
| 4.2L L6 258 CID | 1982-1984 | SR; V-Belt Drive | 22026 |
| WAGONEER | | | |
| 2.1L L4 126 CID | 1985 | Base, Limited | 22148 |
| 2.5L L4 150 CID | 1987 | Base, Limited | 22148 |
| 2.5L L4 150 CID | 1984-1986 | Base, Limited; Serpentine Belt Drive | 22148 |
| 2.5L L4 150 CID | 1984-1986 | Base, Limited; V-Belt Drive | 22048 |
| 2.8L V6 173 CID | 1984-1986 | Base, Limited | 22048 |
| 4.0L L6 242 CID | 1987 | Base | 22148 |
| 4.0L L6 242 CID | 1987-1990 | Limited | 22148 |
| 4.2L L6 258 CID | 1980 | Base, Limited; V-Belt Drive | 22026 |
| 4.2L L6 258 CID | 1980-1982 | Base; Serpentine Belt Drive | 22126 |
| 4.2L L6 258 CID | 1980-1983 | Limited; Serpentine Belt Drive | 22126 |
| 4.2L L6 258 CID | 1981-1982 | Base; V-Belt Drive | 22026 |
| 4.2L L6 258 CID | 1981-1983 | Limited; V-Belt Drive | 22026 |
| 4.2L L6 258 CID | 1982-1983 | Brougham; Serpentine Belt Drive | 22126 |
| 4.2L L6 258 CID | 1982-1983 | Brougham; V-Belt Drive | 22026 |
| 5.9L V8 360 CID | 1972-1979 | | 22049 |
| 5.9L V8 360 CID | 1980-1982 | Base | 22049 |
| 5.9L V8 360 CID | 1980-1983 | Limited | 22049 |
| 5.9L V8 360 CID | 1982-1983 | Brougham | 22049 |
| 5.9L V8 5899cc 360 CID | 1972-1974 | | 22049 |
| 5.9L V8 5900cc 360 CID | 1972-1974 | | 22049 |
| 6.6L V8 401 CID | 1974-1978 | | 22049 |
| 6.6L V8 6571cc 401 CID | 1974 | | 22049 |
| 6.6L V8 6572cc 401 CID | 1974 | | 22049 |
| WRANGLER | | | |
| 2.4L L4 148 CID | 2003-2006 | SE | 22148 |
| 2.5L L4 150 CID | 1988 | S | 22048 |
| 2.5L L4 150 CID | 1991 | Islander, Sahara | 22148 |
| 2.5L L4 150 CID | 1995 | Rio Grande | 22148 |
| 2.5L L4 150 CID | 1987-1988 | Laredo, Sport | 22048 |
| 2.5L L4 150 CID | 1987-1990 | Base | 22048 |
| 2.5L L4 150 CID | 1988-1990 | Sahara | 22048 |
| 2.5L L4 150 CID | 1989-1990 | Islander | 22048 |
| 2.5L L4 150 CID | 1991-1993 | Base | 22148 |
| 2.5L L4 150 CID | 1991-1994 | S | 22148 |
| 2.5L L4 150 CID | 1997-2002 | SE | 22148 |
| 3.8L V6 3778cc 231 CID | 2007 | Rubicon, Sahara, Unlimited, Unlimited Rubicon, Unlimited Sahara, X | 22626 |
| 3.8L V6 3778cc 231 CID | 2010 | Rubicon, Sahara, Sport, Unlimited Rubicon, Unlimited Sahara, Unlimited Sport, Unlimited X, X | 22626 |
| 3.8L V6 3778cc 231 CID | 2011 | 70th Anniversary, Rubicon, Sahara, Sport, Unlimited 70th Anniversary, Unlimited Rubicon, Unlimited Sahara, Unlimited Sport | 22626 |
| 3.8L V6 3778cc 231 CID | 2008-2009 | Rubicon, Sahara, Unlimited, Unlimited Sahara, X | 22626 |

| Engine | Years | Application | USMW |
|------------------------|-----------|---|-------|
| 4.0L L6 242 CID | 2006 | 65th Anniversary Edition, SE | 22160 |
| 4.0L L6 242 CID | 1991-1992 | Islander | 22149 |
| 4.0L L6 242 CID | 1991-1993 | Base | 22149 |
| 4.0L L6 242 CID | 1991-1994 | Renegade | 22149 |
| 4.0L L6 242 CID | 1991-1995 | Sahara | 22149 |
| 4.0L L6 242 CID | 1994-1995 | SE | 22149 |
| 4.0L L6 242 CID | 1997-1999 | Sahara, Sport | 22149 |
| 4.0L L6 242 CID | 2000-2004 | Sahara | 22160 |
| 4.0L L6 242 CID | 2000-2006 | Sport | 22160 |
| 4.0L L6 242 CID | 2002-2006 | X | 22160 |
| 4.0L L6 242 CID | 2003-2006 | Rubicon | 22160 |
| 4.0L L6 242 CID | 2004-2006 | Unlimited | 22160 |
| 4.0L L6 242 CID | 2005-2006 | Unlimited Rubicon | 22160 |
| 4.2L L6 258 CID | 1987 | Base, Laredo; Serpentine Belt Drive | 22148 |
| 4.2L L6 258 CID | 1987 | Base, Laredo; V-Belt Drive | 22048 |
| 4.2L L6 258 CID | 1988 | Base, Islander, Laredo, S, Sahara; Serpentine Belt Drive | 22148 |
| 4.2L L6 258 CID | 1988 | Base, Islander, Laredo, S, Sahara; V-Belt Drive | 22048 |
| 4.2L L6 258 CID | 1987-1988 | Sport; Serpentine Belt Drive | 22148 |
| 4.2L L6 258 CID | 1987-1988 | Sport; V-Belt Drive | 22048 |
| 4.2L L6 258 CID | 1989-1990 | Base, Islander, Laredo, Sahara; Serpentine Belt Drive | 22148 |
| 4.2L L6 258 CID | 1989-1990 | Base, Islander, Laredo, Sahara; V-Belt Drive | 22048 |
| KIA | | | |
| SPORTAGE | | | |
| 2.0L L4 1998cc 122 CID | 2001 | Base, EX, Limited | 22373 |
| 2.0L L4 1998cc 122 CID | 2002 | Base | 22373 |
| 2.0L L4 1998cc 122 CID | 1995-2000 | Base, EX | 22373 |
| LAND ROVER | | | |
| DEFENDER 110 | | | |
| 3.9L V8 3950cc | 1993 | Base | 22305 |
| DEFENDER 90 | | | |
| 3.9L V8 3950cc | 1994-1995 | Base | 22305 |
| 4.0L V8 3950cc | 1997 | Base, LE | 22151 |
| DISCOVERY | | | |
| 3.9L V8 3950cc | 1994-1995 | Base | 22151 |
| 4.0L V8 3950cc | 1996 | SD, SE7 | 22151 |
| 4.0L V8 3950cc | 1997 | SD, SE7, XD | 22151 |
| 4.0L V8 3950cc | 1998 | 50th Anniversary Edition, LE | 22151 |
| 4.0L V8 3950cc | 1999 | SD | 22151 |
| 4.0L V8 3950cc | 2001 | Series II LE | 22170 |
| 4.0L V8 3950cc | 1996-1997 | SE | 22151 |
| 4.0L V8 3950cc | 1997-1998 | LSE | 22151 |
| 4.0L V8 3950cc | 1999-2000 | Series II | 22170 |
| 4.0L V8 3950cc | 2001-2002 | Series II SD, Series II SE | 22170 |
| 4.6L V8 4554cc 278 CID | 2003-2004 | HSE, S, SE | 22300 |
| RANGE ROVER | | | |
| 3.5L V8 3532cc 216 CID | 1988 | 40th Anniversary Edition | 22063 |
| 3.5L V8 3532cc 216 CID | 1987-1988 | Base | 22063 |
| 3.9L V8 3947cc | 1989 | Hunter | 22063 |
| 3.9L V8 3947cc | 1991 | County SE, Great Divide, Hunter | 22063 |
| 3.9L V8 3947cc | 1992 | Base, County, LSE; For 7 Blade Fan; From Engine 40D09582B | 22151 |
| 3.9L V8 3947cc | 1992 | Base, County; For 7 Blade Fan; To Engine 38D27237B | 22063 |
| 3.9L V8 3947cc | 1992 | LSE; For 11 Blade Fan | 22063 |
| 3.9L V8 3947cc | 1992 | LSE; For 7 Blade Fan; To Engine 38D27237B | 22063 |
| 3.9L V8 3947cc | 1989-1992 | Base | 22063 |
| 3.9L V8 3947cc | 1989-1992 | County | 22063 |
| 3.9L V8 3950cc | 1993 | Sport; For 11 Blade Fan | 22063 |
| 3.9L V8 3950cc | 1993 | Sport; For 7 Blade Fan; From Engine 40D09582B | 22151 |
| 3.9L V8 3950cc | 1993 | Sport; For 7 Blade Fan; To Engine 38D27237B | 22063 |
| 3.9L V8 3950cc | 1995 | County Classic; For 11 Blade Fan | 22063 |
| 3.9L V8 3950cc | 1995 | County Classic; For 7 Blade Fan; From Engine 40D09582B | 22151 |
| 3.9L V8 3950cc | 1995 | County Classic; For 7 Blade Fan; To Engine 38D27237B | 22063 |
| 3.9L V8 3950cc | 1993-1994 | County; For 11 Blade Fan | 22063 |

| Engine | Years | Application | USMW |
|----------------------------|-----------|--|--------------|
| LAND ROVER (CONT.) | | | |
| RANGE ROVER (CONT.) | | | |
| 3.9L V8 3950cc | 1993-1994 | County; For 7 Blade Fan; From Engine 40D09582B | 22151 |
| 3.9L V8 3950cc | 1993-1994 | County; For 7 Blade Fan; To Engine 38D27237B | 22063 |
| 4.0L V8 3950cc | 1998 | 50th Anniversary Edition | 22170 |
| 4.0L V8 3950cc | 1999 | S | 22170 |
| 4.0L V8 3950cc | 2000 | County | 22170 |
| 4.0L V8 3950cc | 1995-2000 | SE | 22170 |
| 4.0L V8 3950cc | 1999-2000 | Base | 22170 |
| 4.2L V8 4200cc | 1995 | 25th Anniversary Edition; For 11 Blade Fan | 22063 |
| 4.2L V8 4200cc | 1995 | 25th Anniversary Edition; For 7 Blade Fan; From Engine 40D09582B | 22151 |
| 4.2L V8 4200cc | 1995 | 25th Anniversary Edition; For 7 Blade Fan; To Engine 38D27237B | 22063 |
| 4.2L V8 4200cc | 1993-1995 | County LWB; For 11 Blade Fan | 22063 |
| 4.2L V8 4200cc | 1993-1995 | County LWB; For 7 Blade Fan; From Engine 40D09582B | 22151 |
| 4.2L V8 4200cc | 1993-1995 | County LWB; For 7 Blade Fan; To Engine 38D27237B | 22063 |
| 4.4L V8 4398cc | 2003-2005 | HSE | 22399 |
| 4.6L V8 4554cc 278 CID | 1997 | Kensington, Vitesse | 22170 |
| 4.6L V8 4554cc 278 CID | 1999 | Callaway | 22170 |
| 4.6L V8 4554cc 278 CID | 2000 | HSK, Vitesse | 22170 |
| 4.6L V8 4554cc 278 CID | 2001 | SE | 22170 |
| 4.6L V8 4554cc 278 CID | 1996-2002 | HSE | 22170 |
| LEXUS | | | |
| GS300 | | | |
| 3.0L L6 2997cc | 1993-1997 | Base | 22402 |
| GX460 | | | |
| 4.6L V8 4608cc | 2014 | Luxury | 22408 |
| 4.6L V8 4608cc | 2010-2014 | Base, Premium | 22408 |
| GX470 | | | |
| 4.7L V8 4663cc 285 CID | 2005 | Base; From 11/04 | 22185 |
| 4.7L V8 4663cc 285 CID | 2005 | Base; To 11/04 | 22184 |
| 4.7L V8 4663cc 285 CID | 2003-2004 | Base | 22184 |
| 4.7L V8 4663cc 285 CID | 2006-2009 | Base | 22185 |
| LS400 | | | |
| 4.0L V8 3967cc | 1990-1995 | Base | 22178 |
| 4.0L V8 3969cc | 1996-2000 | Base | 22178 |
| LX450 | | | |
| 4.5L L6 4477cc | 1996-1997 | Base | 22074 |
| LX470 | | | |
| 4.7L V8 4663cc 285 CID | 2005 | Base; From 05/05 | 22185 |
| 4.7L V8 4663cc 285 CID | 2005 | Base; To 05/2005 | 22183 |
| 4.7L V8 4663cc 285 CID | 1998-2004 | Base | 22183 |
| 4.7L V8 4663cc 285 CID | 2006-2007 | Base | 22185 |
| LX570 | | | |
| 5.7L V8 5663cc 345 CID | 2008-2014 | Base | 22408 |
| SC300 | | | |
| 3.0L L6 2997cc | 1992-2000 | Base | 22402 |
| LINCOLN | | | |
| AVIATOR | | | |
| 4.6L V8 281 CID | 2003-2005 | Base | 22139 |
| BLACKWOOD | | | |
| 5.4L V8 330 CID | 2002 | Base | 22168 |
| CONTINENTAL | | | |
| 3.8L V6 232 CID | 1982 | Base, Givenchy, Signature | 22126 |
| 5.0L V8 302 CID | 1983 | Base, Givenchy, Valentino | 22011 |
| 5.0L V8 302 CID | 1984 | Base; From 03/26/1984 | 22011 |
| 5.0L V8 302 CID | 1984 | Base; To 03/26/1984 | 22011 |
| 5.0L V8 302 CID | 1984 | Givenchy; From 03/26/1984 | 22011 |
| 5.0L V8 302 CID | 1984 | Givenchy; To 03/26/1984 | 22011 |
| 5.0L V8 302 CID | 1984 | Valentino; From 03/26/1984 | 22011 |
| 5.0L V8 302 CID | 1984 | Valentino; To 03/26/1984 | 22011 |
| 5.0L V8 302 CID | 1985 | Valentino | 22126 |
| 5.0L V8 302 CID | 1985-1987 | Base, Givenchy | 22126 |

| Engine | Years | Application | USMW |
|------------------------|-----------|---|--------------|
| 5.8L V8 351 CID | 1980 | Base | 22011 |
| 6.6L V8 400 CID | 1977-1979 | | 22011 |
| 7.5L V8 460 CID | 1975-1978 | | 22011 |
| 7.5L V8 7539cc 460 CID | 1968-1974 | | 22011 |
| MARK III | | | |
| 7.5L V8 7539cc 460 CID | 1968-1971 | | 22011 |
| MARK IV | | | |
| 7.5L V8 460 CID | 1975-1976 | | 22011 |
| 7.5L V8 7539cc 460 CID | 1972-1974 | | 22011 |
| MARK LT | | | |
| 5.4L V8 330 CID | 2006 | Base | 22168 |
| 5.4L V8 330 CID | 2007-2008 | Base | 22338 |
| MARK V | | | |
| 6.6L V8 400 CID | 1977-1979 | | 22011 |
| 7.5L V8 460 CID | 1977-1978 | | 22011 |
| MARK VI | | | |
| 5.0L V8 302 CID | 1982 | Givenchy | 22011 |
| 5.0L V8 302 CID | 1980-1983 | Base | 22011 |
| 5.0L V8 302 CID | 1982-1983 | Bill Blass, Pucci, Signature | 22011 |
| 5.8L V8 351 CID | 1980 | Base | 22011 |
| MARK VII | | | |
| 5.0L V8 302 CID | 1984 | Base, Bill Blass, LSC, Versace | 22011 |
| 5.0L V8 302 CID | 1985 | Versace | 22126 |
| 5.0L V8 302 CID | 1985-1987 | Base | 22126 |
| 5.0L V8 302 CID | 1985-1992 | Bill Blass, LSC | 22126 |
| NAVIGATOR | | | |
| 5.4L V8 330 CID | 2006 | Luxury, Ultimate | 22168 |
| 5.4L V8 330 CID | 2007 | L Luxury, L Ultimate, Luxury, Ultimate | 22338 |
| 5.4L V8 330 CID | 2008 | Base, L | 22338 |
| 5.4L V8 330 CID | 2009 | Base, L | 22334 |
| 5.4L V8 330 CID | 1998-2005 | Base | 22168 |
| TOWN CAR | | | |
| 4.6L V8 281 CID | 1993 | Jack Nicklaus | 22169 |
| 4.6L V8 281 CID | 1994 | Tournament Edition | 22169 |
| 4.6L V8 281 CID | 1996 | Anniversary | 22169 |
| 4.6L V8 281 CID | 1997 | Touring Edition | 22169 |
| 4.6L V8 281 CID | 2003 | Executive Protection Series | 22169 |
| 4.6L V8 281 CID | 1991-1992 | Base, Cartier, Cypress, Executive, Signature, Touring Edition | 22165 |
| 4.6L V8 281 CID | 1993-1994 | Cartier, Signature | 22169 |
| 4.6L V8 281 CID | 1993-1995 | Cypress, Touring Edition | 22169 |
| 4.6L V8 281 CID | 1993-2003 | Base, Executive | 22169 |
| 4.6L V8 281 CID | 1995-2003 | Cartier | 22169 |
| 4.6L V8 281 CID | 1995-2003 | Signature | 22169 |
| 4.6L V8 281 CID | 2001-2003 | Cartier L, Executive L | 22169 |
| 5.0L V8 302 CID | 1989 | Signature SE | 22011 |
| 5.0L V8 302 CID | 1990 | Cypress, Executive, Touring Edition | 22011 |
| 5.0L V8 302 CID | 1981-1990 | Base | 22011 |
| 5.0L V8 302 CID | 1982-1990 | Cartier, Signature | 22011 |
| VERSAILLES | | | |
| 5.0L V8 302 CID | 1980 | Base | 22011 |
| 5.0L V8 302 CID | 1977-1979 | | 22011 |
| 5.8L V8 351 CID | 1977 | | 22011 |
| MAZDA | | | |
| 929 | | | |
| 3.0L V6 2954cc 180 CID | 1988-1991 | Base | 22396 |
| 3.0L V6 2954cc 180 CID | 1990-1991 | S | 22396 |
| 3.0L V6 2954cc 180 CID | 1992-1995 | Base | 22496 |
| B2000 | | | |
| 2.0L L4 1970cc | 1984 | Sundowner SE-5 | 22096 |
| 2.0L L4 1970cc | 1982-1983 | Sundowner DLX | 22096 |
| 2.0L L4 1970cc | 1982-1984 | Sundowner Base, Sundowner Sport | 22096 |
| 2.0L L4 1998cc 122 CID | 1986-1987 | Base, LX, SE-5 | 22096 |
| B2200 | | | |
| 2.2L L4 2184cc | 1987-1989 | LX; w/ Standard Trans., LX; w/ Automatic Trans. | 22296 |

| Engine | Years | Application | USMW |
|------------------------|-----------|--|-------|
| MAZDA (CONT.) | | | |
| B2200 (CONT.) | | | |
| 2.2L L4 2184cc | 1987-1993 | Base; w/ Standard Trans., SE-5; w/ Standard Trans., Base; w/ Automatic Trans., SE-5; w/ Automatic Trans. | 22296 |
| 2.2L L4 2184cc | 1990-1993 | LE-5; w/ Standard Trans., LE-5; w/ Automatic Trans. | 22296 |
| B2300 | | | |
| 2.3L L4 2294cc | 2001 | SE, SX | 22135 |
| 2.3L L4 2295cc | 1994-1997 | Base, SE | 22010 |
| 2.3L L4 2300cc | 2002-2009 | Base | 22135 |
| 2.3L L4 2300cc | 2003-2004 | SE | 22135 |
| B2500 | | | |
| 2.5L L4 2492cc | 1999 | Troy Lee; Exc.Air Cond | 22010 |
| 2.5L L4 2492cc | 1999 | Troy Lee; For A/C Belt | 22015 |
| 2.5L L4 2492cc | 1998-2001 | SE, SX; Exc.Air Cond | 22010 |
| 2.5L L4 2492cc | 1998-2001 | SE, SX; For A/C Belt | 22015 |
| B2600 | | | |
| 2.6L L4 2555cc | 1987-1988 | Base, LX, SE-5 | 22092 |
| 2.6L L4 2606cc | 1989 | LX | 22090 |
| 2.6L L4 2606cc | 1989-1993 | Base, SE-5 | 22090 |
| 2.6L L4 2606cc | 1990-1993 | LE-5 | 22090 |
| B3000 | | | |
| 3.0L V6 2986cc 182 CID | 1994 | A/C | 22064 |
| 3.0L V6 2986cc 182 CID | 1994 | Exc.A/C | 22064 |
| 3.0L V6 2986cc 182 CID | 1995-1996 | Base; Exc.Super Cooling | 22078 |
| 3.0L V6 2986cc 182 CID | 1995-1996 | Base; Super Cooling | 22078 |
| 3.0L V6 2986cc 182 CID | 1995-1996 | SE; Exc.Super Cooling | 22078 |
| 3.0L V6 2986cc 182 CID | 1995-1996 | SE; Super Cooling | 22078 |
| 3.0L V6 2986cc 182 CID | 1998-2000 | SE, SX | 22078 |
| 3.0L V6 2986cc 182 CID | 1999-2000 | Troy Lee | 22078 |
| 3.0L V6 2986cc 182 CID | 1999-2004 | SE | 22078 |
| 3.0L V6 2986cc 182 CID | 2001-2005 | DS | 22078 |
| 3.0L V6 2986cc 182 CID | 2002-2005 | Base | 22078 |
| 3.0L V6 2986cc 182 CID | 2006-2007 | Base, DS | 22078 |
| B4000 | | | |
| 4.0L V6 4016cc | 1997 | Base; Exc.Super Cooling | 22167 |
| 4.0L V6 4016cc | 1997 | Base; Super Cooling | 22166 |
| 4.0L V6 4016cc | 2000 | Troy Lee | 22166 |
| 4.0L V6 4016cc | 2006 | Base, SE | 22166 |
| 4.0L V6 4016cc | 1994-1996 | LE; Exc.Super Cooling | 22167 |
| 4.0L V6 4016cc | 1994-1996 | LE; Super Cooling | 22166 |
| 4.0L V6 4016cc | 1994-1997 | SE; Exc.Super Cooling | 22167 |
| 4.0L V6 4016cc | 1994-1997 | SE; Super Cooling | 22166 |
| 4.0L V6 4016cc | 1998-2008 | SE | 22166 |
| 4.0L V6 4016cc | 2001-2004 | DS | 22166 |
| 4.0L V6 4016cc | 2002-2009 | Base | 22166 |
| MPV | | | |
| 2.6L L4 2606cc | 1989-1992 | Cargo | 22090 |
| 2.6L L4 2606cc | 1989-1994 | Passenger | 22090 |
| 3.0L V6 2954cc 180 CID | 1989 | Passenger; RWD; w/ Automatic Trans.; From 02/01/89; Towing Pkg | 22098 |
| 3.0L V6 2954cc 180 CID | 1989 | Passenger; RWD; w/ Automatic Trans.; To 02/01/89; Towing Pkg | 22098 |
| 3.0L V6 2954cc 180 CID | 1990 | Passenger; RWD; w/ Automatic Trans.; Towing Pkg | 22098 |
| 3.0L V6 2954cc 180 CID | 1991 | Cargo; Automatic transmission; Exc.Towing Pkg; From 05/01/91; RWD | 22496 |
| 3.0L V6 2954cc 180 CID | 1991 | Cargo; AWD; Automatic transmission; Exc.Towing Pkg; From 09/01/1990 | 22098 |
| 3.0L V6 2954cc 180 CID | 1991 | Cargo; Exc.Towing Pkg; To 05/01/1991 | 22098 |
| 3.0L V6 2954cc 180 CID | 1991 | Cargo; From 05/01/91; Manual Transmission | 22496 |
| 3.0L V6 2954cc 180 CID | 1991 | Cargo; Towing Pkg | 22098 |
| 3.0L V6 2954cc 180 CID | 1991 | Passenger; Automatic transmission; Exc.Towing Pkg; From 05/01/91; RWD | 22496 |
| 3.0L V6 2954cc 180 CID | 1991 | Passenger; AWD; Automatic transmission; Exc.Towing Pkg; From 09/01/1990 | 22098 |
| 3.0L V6 2954cc 180 CID | 1991 | Passenger; From 05/01/91; Manual Transmission | 22496 |

| Engine | Years | Application | USMW |
|------------------------|-----------|--|-------|
| 3.0L V6 2954cc 180 CID | 1991 | Passenger; RWD; w/ Automatic Trans.; Exc.Towing Pkg; To 05/01/1991 | 22098 |
| 3.0L V6 2954cc 180 CID | 1991 | Passenger; w/ Automatic Trans.; Towing Pkg | 22098 |
| 3.0L V6 2954cc 180 CID | 1991 | Passenger; w/ Standard Trans.; To 05/01/1991 | 22098 |
| 3.0L V6 2954cc 180 CID | 1995 | L, LX, LXE | 22496 |
| 3.0L V6 2954cc 180 CID | 1996 | DX | 22496 |
| 3.0L V6 2954cc 180 CID | 1989-1990 | Passenger; RWD; w/ Automatic Trans.; Exc.Towing Pkg | 22098 |
| 3.0L V6 2954cc 180 CID | 1989-1990 | Passenger; w/ Standard Trans. | 22098 |
| 3.0L V6 2954cc 180 CID | 1992-1994 | Passenger | 22496 |
| 3.0L V6 2954cc 180 CID | 1996-1998 | ES, LX | 22496 |
| NAVAJO | | | |
| 4.0L V6 4016cc | 1992 | DX; Automatic transmission; Manual Transmission | 22167 |
| 4.0L V6 4016cc | 1991-1992 | LX; Automatic transmission; Manual Transmission | 22167 |
| 4.0L V6 4016cc | 1993-1994 | DX, LX | 22166 |
| MERCEDES-BENZ | | | |
| 300 | | | |
| 3.0L L6 183 CID | 1960-1962 | | 22307 |
| 3.0L L6 2996cc 183 CID | 1960-1962 | | 22307 |
| 3.0L L6 2996cc 183 CID | 1961-1966 | | 22322 |
| 190D | | | |
| 2.5L L5 2497cc | 1987 | 2.5 Turbo | 22301 |
| 2.5L L5 2497cc | 1989 | 2.5; Standard | 22306 |
| 2.5L L5 2497cc | 1986-1989 | 2.5; Optional | 22306 |
| 190DT (MEX) | | | |
| 2.5L L5 2497cc 152 CID | 1990-1966 | | 22307 |
| 190E | | | |
| 2.6L L6 2599cc | 1988 | 2.6 | 22320 |
| 260E | | | |
| 2.6L L6 2599cc | 1987-1989 | Base | 22307 |
| 260E (MEX) | | | |
| 2.6L L6 2599cc 158 CID | 1992-1966 | | 22307 |
| 260SE (MEX) | | | |
| 2.6L L6 2599cc 158 CID | 1987-1989 | | 22307 |
| 280CE | | | |
| 2.8L L6 2746cc | 1980 | Base | 22319 |
| 2.8L L6 2778cc | 1981 | Base | 22319 |
| 280E | | | |
| 2.8L L6 2746cc | 1980 | Base | 22319 |
| 2.8L L6 2778cc | 1981 | Base | 22319 |
| 280SE | | | |
| 2.8L L6 2746cc | 1980 | Base | 22319 |
| 300C | | | |
| 3.0L L6 2980cc 182 CID | 1957-1989 | | 22322 |
| 300CD | | | |
| 3.0L L5 2998cc | 1983-1985 | Base | 22319 |
| 3.0L L5 3005cc | 1978-1979 | | 22307 |
| 3.0L L5 3005cc | 1980-1982 | Base | 22319 |
| 300CE | | | |
| 3.0L L6 2962cc | 1988-1992 | Base | 22307 |
| 3.2L L6 3199cc | 1993 | Base | 22307 |
| 300D | | | |
| 2.5L L5 2497cc | 1991 | 2.5 | 22301 |
| 3.0L L5 2998cc | 1983-1985 | Base | 22319 |
| 3.0L L5 3005cc | 1975-1979 | | 22307 |
| 3.0L L5 3005cc | 1980-1982 | Base | 22319 |
| 3.0L L6 2998cc | 1987 | Base | 22301 |
| 300D (MEX) | | | |
| 3.0L L6 2985cc 182 CID | 1989 | | 22307 |
| 300E | | | |
| 2.6L L6 2599cc | 1991 | 2.6 | 22307 |
| 2.8L L6 2799cc | 1993 | 2.8 | 22307 |
| 3.0L L6 2962cc | 1986-1992 | Base | 22307 |
| 3.0L L6 2962cc | 1990-1993 | 4Matic | 22307 |
| 3.2L L6 3199cc | 1993 | Base | 22307 |
| 300SC | | | |
| 3.0L L6 183 CID | 1957 | | 22322 |

| Engine | Years | Application | USMW |
|------------------------------|-----------|-------------|-------|
| MERCEDES-BENZ (CONT.) | | | |
| 300SD | | | |
| 3.0L L5 2998cc | 1983-1985 | Base | 22319 |
| 3.0L L5 3005cc | 1978-1979 | | 22307 |
| 3.0L L5 3005cc | 1980-1982 | Base | 22319 |
| 3.4L L6 3449cc | 1992-1993 | Base | 22301 |
| 300SDL | | | |
| 3.0L L6 2998cc | 1986-1987 | Base | 22301 |
| 300SE | | | |
| 3.0L L6 2962cc | 1988-1991 | Base | 22307 |
| 3.2L L6 3199cc | 1992-1993 | Base | 22322 |
| 300SEL | | | |
| 3.0L L6 2962cc | 1988-1991 | Base | 22307 |
| 300SL | | | |
| 3.0L L6 2962cc | 1990-1993 | Base | 22322 |
| 3.0L L6 2996cc 183 CID | 1954-1959 | | 22307 |
| 300SL (MEX) | | | |
| 3.0L L6 2962cc 180 CID | 1986-1989 | | 22307 |
| 300TD | | | |
| 3.0L L5 2998cc | 1983-1985 | Base | 22319 |
| 3.0L L5 3005cc | 1979 | | 22307 |
| 3.0L L5 3005cc | 1981-1982 | Base | 22319 |
| 3.0L L6 2998cc | 1987 | Base | 22301 |
| 300TE | | | |
| 3.0L L6 2962cc | 1988-1992 | Base | 22307 |
| 3.0L L6 2962cc | 1990-1993 | 4Matic | 22307 |
| 3.2L L6 3199cc | 1993 | Base | 22307 |
| 300TE (MEX) | | | |
| 3.0L L6 2962cc 180 CID | 1986-1987 | | 22307 |
| 350SD | | | |
| 3.4L L6 3449cc | 1991 | Base | 22301 |
| 350SDL | | | |
| 3.4L L6 3449cc | 1990-1991 | Base | 22301 |
| 380SE | | | |
| 3.8L V8 3839cc | 1984-1985 | Base | 22336 |
| 380SEC | | | |
| 3.8L V8 3839cc | 1982-1983 | Base | 22336 |
| 380SEL | | | |
| 3.8L V8 3839cc | 1981-1983 | Base | 22336 |
| 380SL | | | |
| 3.8L V8 3839cc | 1981-1985 | Base | 22336 |
| 380SLC | | | |
| 3.8L V8 3839cc | 1981 | Base | 22336 |
| 400E | | | |
| 4.2L V8 4196cc | 1992-1993 | | 22323 |
| 400E (MEX) | | | |
| 4.2L V8 4196cc 256 CID | 1994 | | 22099 |
| 400SE | | | |
| 4.2L V8 4196cc | 1992 | Base | 22335 |
| 400SE (MEX) | | | |
| 4.2L V8 4196cc 256 CID | 1996-1997 | | 22099 |
| 400SEL | | | |
| 4.2L V8 4196cc | 1993 | Base | 22335 |
| 400SEL (MEX) | | | |
| 4.2L V8 4196cc 256 CID | 1995-1997 | | 22099 |
| 420SE (MEX) | | | |
| 4.2L V8 4196cc 256 CID | 1986-1997 | | 22320 |
| 420SEL | | | |
| 4.2L V8 4196cc | 1986-1991 | Base | 22336 |
| 420SL (MEX) | | | |
| 4.2L V8 4196cc 256 CID | 1986 | | 22320 |
| 4.2L V8 4196cc 256 CID | 1996-1997 | | 22099 |
| 500CL (MEX) | | | |
| 5.0L V8 4973cc 303 CID | 1996-1997 | | 22099 |

| Engine | Years | Application | USMW |
|-------------------------|-----------|-------------|-------|
| 500E | | | |
| 5.0L V8 4973cc | 1992-1993 | | 22323 |
| 500E (MEX) | | | |
| 5.0L V8 4973cc 303 CID | 1991 | | 22099 |
| 500SE (MEX) | | | |
| 5.0L V8 4973cc 303 CID | 1986 | | 22320 |
| 500SEC | | | |
| 5.0L V8 4973cc | 1993 | Base | 22335 |
| 5.0L V8 4973cc | 1984-1985 | Base | 22336 |
| 500SEC (MEX) | | | |
| 5.0L V8 4973cc 303 CID | 1987-1997 | | 22099 |
| 500SEL | | | |
| 5.0L V8 4973cc | 1984-1985 | Base | 22336 |
| 5.0L V8 4973cc | 1992-1993 | Base | 22335 |
| 500SEL (MEX) | | | |
| 5.0L V8 4973cc 303 CID | 1991-1997 | | 22099 |
| 500SL | | | |
| 5.0L V8 4973cc | 1990-1993 | Base | 22335 |
| 500SL (MEX) | | | |
| 5.0L V8 4973cc 303 CID | 1986-1997 | | 22320 |
| 5.0L V8 4973cc 303 CID | 1989-1997 | | 22099 |
| 560SE (MEX) | | | |
| 5.6L V8 5547cc 338 CID | 1986-1997 | | 22320 |
| 560SEC | | | |
| 5.6L V8 5547cc | 1986-1991 | Base | 22336 |
| 560SEL | | | |
| 5.6L V8 5547cc | 1986-1991 | Base | 22336 |
| 560SEL (MEX) | | | |
| 5.6L V8 5547cc 338 CID | 1994-1996 | | 22320 |
| 560SL | | | |
| 5.6L V8 5547cc | 1986-1989 | Base | 22336 |
| 600CL (MEX) | | | |
| 6.0L V12 5987cc 365 CID | 1996-1997 | | 22323 |
| 600SEC | | | |
| 6.0L V12 5987cc | 1993 | Base | 22313 |
| 600SEC (MEX) | | | |
| 6.0L V12 5987cc 365 CID | 1994-1997 | | 22323 |
| 600SEL | | | |
| 6.0L V12 5987cc | 1992-1993 | Base | 22313 |
| 600SEL (MEX) | | | |
| 6.0L V12 5987cc 365 CID | 1991-1997 | | 22323 |
| 600SL | | | |
| 6.0L V12 5987cc | 1993 | Base | 22313 |
| C220 | | | |
| 2.2L L4 2199cc | 1994-1996 | Base | 22308 |
| C230 | | | |
| 2.3L L4 2295cc | 1997-1998 | Base | 22308 |
| 2.3L L4 2295cc | 1999-2000 | Kompressor | 22308 |
| C280 | | | |
| 2.8L L6 2799cc | 1994-1997 | Base | 22307 |
| 2.8L V6 2799cc | 1998-2000 | Base | 22324 |
| C36 AMG | | | |
| 3.6L L6 3606cc | 1995-1997 | Base | 22307 |
| C43 AMG | | | |
| 4.3L V8 4266cc | 1998-2000 | Base | 22324 |
| CL500 | | | |
| 5.0L V8 4973cc | 1998-1999 | Base | 22335 |
| CL600 | | | |
| 6.0L V12 5987cc | 1998-1999 | Base | 22313 |
| 6.0L V12 5987cc 365 CID | 1997 | | 22323 |
| CLK430 | | | |
| 4.3L V8 4266cc | 1999-2003 | Base | 22324 |
| CLK55 AMG | | | |
| 5.5L V8 5439cc 335 CID | 2001-2002 | Base | 22324 |

| Engine | Years | Application | USMW |
|------------------------------|-----------|--|--------|
| MERCEDES-BENZ (CONT.) | | | |
| E300 | | | |
| 3.0L L6 2996cc | 1995-1997 | Base | 22306 |
| 3.0L L6 2996cc | 1998-1999 | Base | 22327 |
| E320 | | | |
| 3.2L L6 3199cc | 1994-1995 | Base | 22307 |
| 3.2L L6 3199cc | 1996-1997 | Base | 22322 |
| 3.2L V6 3199cc | 1998-2003 | 4Matic | 22324 |
| 3.2L V6 3199cc | 1998-2003 | Base | 22324 |
| E420 | | | |
| 4.2L V8 4196cc | 1997 | Base | 22321 |
| 4.2L V8 4196cc | 1994-1995 | Base | 22323 |
| E430 | | | |
| 4.3L V8 4266cc | 1998-2002 | Base | 22321 |
| 4.3L V8 4266cc | 2000-2002 | 4Matic | 22321 |
| E500 | | | |
| 5.0L V8 4973cc | 1994 | Base | 22323 |
| E55 AMG | | | |
| 5.5L V8 5439cc 335 CID | 1999-2002 | Base | 22321 |
| ML320 | | | |
| 3.2L V6 3199cc | 1998-2003 | Base | 22325 |
| ML350 | | | |
| 3.7L V6 3699cc | 2003-2005 | Base | 22325 |
| ML430 | | | |
| 4.3L V8 4266cc | 1999-2001 | Base | 22321 |
| ML55 AMG | | | |
| 5.5L V8 5439cc 335 CID | 2000-2003 | Base | 22321 |
| S320 | | | |
| 3.2L L6 3199cc | 1994-1999 | LWB, SWB | 22322 |
| S350 | | | |
| 3.4L L6 3449cc | 1994-1995 | Base | 22301 |
| S420 | | | |
| 4.2L V8 4196cc | 1994-1999 | Base | 22335 |
| S500 | | | |
| 5.0L V8 4973cc | 1994-1999 | Base | 22335 |
| S600 | | | |
| 6.0L V12 5987cc | 1994-1999 | Base | 22313 |
| SL320 | | | |
| 3.2L L6 3199cc | 1994-1997 | Base | 22322 |
| SL500 | | | |
| 5.0L V8 4973cc | 1994-1998 | Base | 22335 |
| 5.0L V8 4973cc | 1999-2002 | Base | 22321 |
| SL600 | | | |
| 6.0L V12 5987cc | 1994-2002 | Base | 22313 |
| SLK (MEX) | | | |
| 2.3L L4 2295cc 140 CID | 1996-1997 | | 22308 |
| SPRINTER (MEX) | | | |
| 2.7L L5 2685cc 165 CID | 2004-2006 | | 22328 |
| SPRINTER 2500 | | | |
| 2.1L L4 2143cc 131 CID | 2014-2015 | Base; Incl.Blade | 22328M |
| 3.0L V6 2987cc | 2010-2015 | Base; Incl.Engine Cooling Fan Clutch Blade | 22346 |
| SPRINTER 3500 | | | |
| 2.1L L4 2143cc 131 CID | 2014-2015 | Base; Incl.Blade | 22328M |
| 3.0L V6 2987cc | 2010-2015 | Base; Incl.Engine Cooling Fan Clutch Blade | 22346 |
| MERCURY | | | |
| CAPRI | | | |
| 3.3L L6 200 CID | 1979 | | 22011 |
| 3.3L L6 200 CID | 1980 | Ghia; For A/C Belt | 22012 |
| 3.3L L6 200 CID | 1982 | Black Magic, L; For A/C Belt | 22012 |
| 3.3L L6 200 CID | 1980-1982 | Base; For A/C Belt | 22012 |
| 3.3L L6 200 CID | 1981-1982 | GS; For A/C Belt | 22012 |
| 3.3L L6 3277cc 200 CID | 1966-1967 | | 22011 |
| 3.8L V6 232 CID | 1984 | GS; For A/C Belt | 22126 |
| 3.8L V6 232 CID | 1985 | GS; Exc.Air Cond; From 04/1985 | 22126 |
| 3.8L V6 232 CID | 1985 | GS; Exc.Air Cond; To 04/1985 | 22126 |

| Engine | Years | Application | USMW |
|------------------------|-----------|--------------------------------|-------|
| 3.8L V6 232 CID | 1985 | GS; For A/C Belt; From 04/1985 | 22146 |
| 3.8L V6 232 CID | 1985 | GS; For A/C Belt; To 04/1985 | 22126 |
| 3.8L V6 232 CID | 1986 | GS; For A/C Belt | 22146 |
| 3.8L V6 232 CID | 1984-1986 | GS; Exc.Air Cond | 22126 |
| 4.2L V8 255 CID | 1982 | Black Magic; Exc.Air Cond | 22126 |
| 4.2L V8 255 CID | 1982 | Black Magic; For A/C Belt | 22126 |
| 4.2L V8 255 CID | 1982 | L; Exc.Air Cond | 22126 |
| 4.2L V8 255 CID | 1982 | L; For A/C Belt | 22126 |
| 4.2L V8 255 CID | 1982 | RS; Exc.Air Cond | 22126 |
| 4.2L V8 255 CID | 1982 | RS; For A/C Belt | 22126 |
| 4.2L V8 255 CID | 1981-1982 | Base; Exc.Air Cond | 22126 |
| 4.2L V8 255 CID | 1981-1982 | Base; For A/C Belt | 22126 |
| 4.2L V8 255 CID | 1981-1982 | GS; Exc.Air Cond | 22126 |
| 4.2L V8 255 CID | 1981-1982 | GS; For A/C Belt | 22126 |
| 4.7L V8 4727cc 289 CID | 1966-1967 | | 22011 |
| 5.0L V8 302 CID | 1979 | | 22011 |
| 5.0L V8 302 CID | 1985 | RS, RS; For A/C Belt | 22146 |
| 5.0L V8 302 CID | 1986 | 5; Exc.Air Cond | 22126 |
| 5.0L V8 302 CID | 1986 | 5; For A/C Belt | 22146 |
| 5.0L V8 302 CID | 1982-1984 | RS; For A/C Belt | 22126 |
| 5.0L V8 302 CID | 1982-1985 | RS; Exc.Air Cond | 22126 |
| 6.4L V8 6391cc 390 CID | 1966-1967 | | 22011 |
| 7.0L V8 6997cc 427 CID | 1966-1967 | | 22011 |
| COLONY PARK | | | |
| 5.0L V8 302 CID | 1987-1991 | GS, LS | 22011 |
| 7.5L V8 460 CID | 1972-1974 | | 22038 |
| 7.5L V8 7539cc 460 CID | 1972-1974 | | 22038 |
| COMET | | | |
| 3.3L L6 200 CID | 1965-1977 | | 22011 |
| 3.3L L6 3277cc 200 CID | 1963-1974 | | 22011 |
| 3.3L L6 3278cc 200 CID | 1968-1974 | | 22011 |
| 4.1L L6 250 CID | 1975-1977 | | 22011 |
| 4.1L L6 4097cc 250 CID | 1969-1974 | | 22011 |
| 4.1L L6 4098cc 250 CID | 1969-1974 | | 22011 |
| 4.7L V8 4727cc 289 CID | 1964-1968 | | 22011 |
| 5.0L V8 302 CID | 1975-1977 | | 22011 |
| 5.0L V8 4949cc 302 CID | 1968-1974 | | 22011 |
| 5.8L V8 5752cc 351 CID | 1969-1970 | | 22011 |
| 5.8L V8 5753cc 351 CID | 1969 | | 22011 |
| 6.4L V8 6391cc 390 CID | 1966-1970 | | 22011 |
| 7.0L V8 6997cc 427 CID | 1964-1969 | | 22011 |
| 7.0L V8 7014cc 428 CID | 1968-1969 | | 22011 |
| 7.0L V8 7030cc 429 CID | 1970 | | 22011 |
| COUGAR | | | |
| 3.3L L6 200 CID | 1980 | A/C | 22038 |
| 3.3L L6 200 CID | 1980 | Exc.A/C | 22038 |
| 3.3L L6 200 CID | 1981 | Base, XR-7; A/C | 22038 |
| 3.3L L6 200 CID | 1982 | GS; Exc.Air Cond | 22012 |
| 3.3L L6 200 CID | 1982 | GS; For A/C Belt | 22012 |
| 3.3L L6 200 CID | 1982 | LS, XR-7; A/C | 22038 |
| 3.3L L6 200 CID | 1982 | LS; Exc.Air Cond | 22012 |
| 3.3L L6 200 CID | 1982 | LS; For A/C Belt | 22012 |
| 3.3L L6 200 CID | 1980-1982 | XR-7; Exc.Air Cond | 22012 |
| 3.3L L6 200 CID | 1980-1982 | XR-7; For A/C Belt | 22012 |
| 3.3L L6 200 CID | 1981-1982 | Base; Exc.Air Cond | 22012 |
| 3.3L L6 200 CID | 1981-1982 | Base; For A/C Belt | 22012 |
| 3.8L V6 232 CID | 1982 | GS; Exc.Air Cond | 22126 |
| 3.8L V6 232 CID | 1982 | GS; For A/C Belt | 22126 |
| 3.8L V6 232 CID | 1982 | XR-7; Exc.Air Cond | 22126 |
| 3.8L V6 232 CID | 1982 | XR-7; For A/C Belt | 22126 |
| 3.8L V6 232 CID | 1993 | XR-7 | 22126 |
| 3.8L V6 232 CID | 1982-1986 | Base; Exc.Air Cond | 22126 |
| 3.8L V6 232 CID | 1982-1986 | Base; For A/C Belt | 22126 |
| 3.8L V6 232 CID | 1982-1988 | LS; Exc.Air Cond | 22126 |
| 3.8L V6 232 CID | 1982-1988 | LS; For A/C Belt | 22126 |
| 3.8L V6 232 CID | 1989-1992 | LS | 22126 |
| 4.2L V8 255 CID | 1981 | Base; Stamped #C9AE 8A616-D | 22011 |
| 4.2L V8 255 CID | 1981 | Base; Stamped #D5DE 8A616-BA | 22011 |
| 4.2L V8 255 CID | 1980-1981 | XR-7; Stamped #C9AE 8A616-D | 22011 |

| Engine | Years | Application | USMW |
|------------------------|-----------|--|-------|
| MERCURY (CONT.) | | | |
| COUGAR (CONT.) | | | |
| 4.2L V8 255 CID | 1980-1982 | XR-7; Stamped #D5DE 8A616-BA | 22011 |
| 4.7L V8 4727cc 289 CID | 1967-1968 | | 22011 |
| 5.0L V8 302 CID | 1986 | Base; Exc.Air Cond | 22126 |
| 5.0L V8 302 CID | 1986 | Base; For A/C Belt | 22126 |
| 5.0L V8 302 CID | 1977-1979 | | 22011 |
| 5.0L V8 302 CID | 1983-1985 | Base, LS; Exc.Air Cond | 22070 |
| 5.0L V8 302 CID | 1983-1985 | Base, LS; For A/C Belt | 22011 |
| 5.0L V8 302 CID | 1986-1988 | LS; Exc.Air Cond | 22126 |
| 5.0L V8 302 CID | 1986-1988 | LS; For A/C Belt | 22126 |
| 5.0L V8 302 CID | 1987-1988 | XR-7; Exc.Air Cond | 22126 |
| 5.0L V8 302 CID | 1987-1988 | XR-7; For A/C Belt | 22126 |
| 5.0L V8 302 CID | 1991-1992 | LS | 22163 |
| 5.0L V8 302 CID | 1991-1993 | XR-7 | 22163 |
| 5.0L V8 4949cc 302 CID | 1968-1971 | | 22011 |
| 5.0L V8 4950cc 302 CID | 1969 | | 22011 |
| 5.8L V8 351 CID | 1975-1979 | | 22011 |
| 5.8L V8 5752cc 351 CID | 1969-1974 | | 22011 |
| 5.8L V8 5753cc 351 CID | 1969-1974 | | 22011 |
| 6.4L V8 6391cc 390 CID | 1967-1970 | | 22011 |
| 6.6L V8 400 CID | 1975-1978 | | 22011 |
| 6.6L V8 6555cc 400 CID | 1973-1974 | | 22011 |
| 6.6L V8 6556cc 400 CID | 1973-1974 | | 22011 |
| 7.0L V8 6997cc 427 CID | 1968 | | 22011 |
| 7.0L V8 7014cc 428 CID | 1968-1970 | | 22011 |
| 7.0L V8 7030cc 429 CID | 1969-1971 | | 22011 |
| 7.5L V8 460 CID | 1973-1976 | | 22308 |
| 7.5L V8 7539cc 460 CID | 1973-1974 | | 22308 |
| CYCLONE | | | |
| 3.3L L6 3277cc 200 CID | 1964 | | 22011 |
| 4.7L V8 4727cc 289 CID | 1964-1968 | | 22011 |
| 5.0L V8 4949cc 302 CID | 1968-1971 | | 22011 |
| 5.8L V8 5752cc 351 CID | 1969-1971 | | 22011 |
| 5.8L V8 5753cc 351 CID | 1969-1971 | | 22011 |
| 6.4L V8 6391cc 390 CID | 1966-1970 | | 22011 |
| 6.6L V8 6555cc 400 CID | 1971 | | 22011 |
| 7.0L V8 6997cc 427 CID | 1964-1969 | | 22011 |
| 7.0L V8 7014cc 428 CID | 1968-1969 | | 22011 |
| 7.0L V8 7030cc 429 CID | 1969-1971 | | 22011 |
| GRAND MARQUIS | | | |
| 4.2L V8 255 CID | 1981-1982 | Base | 22011 |
| 4.6L V8 281 CID | 1992 | GS, LS; Exc.Towing Pkg; Police | 22165 |
| 4.6L V8 281 CID | 1992 | GS; From 03/1992; Police; Towing Pkg | 22169 |
| 4.6L V8 281 CID | 1992 | GS; Police; Towing Pkg (To 03/92) | 22169 |
| 4.6L V8 281 CID | 1992 | LS; From 03/1992; Police; Towing Pkg | 22169 |
| 4.6L V8 281 CID | 1992 | LS; Police; Towing Pkg (To 03/92) | 22169 |
| 4.6L V8 281 CID | 1993 | GS, LS; Police; Towing Pkg | 22169 |
| 4.6L V8 281 CID | 2003 | LSE | 22169 |
| 4.6L V8 281 CID | 2005 | GSL, Limited Edition, Ultimate Edition | 22169 |
| 4.6L V8 281 CID | 2006 | GL, GS, LS | 22169 |
| 4.6L V8 281 CID | 1994-2005 | GS, LS | 22169 |
| 5.0L V8 302 CID | 1980-1984 | Base | 22011 |
| 5.0L V8 302 CID | 1980-1984 | Colony Park | 22011 |
| 5.0L V8 302 CID | 1983-1991 | LS | 22011 |
| 5.0L V8 302 CID | 1985-1986 | Base, Colony Park | 22011 |
| 5.0L V8 302 CID | 1987-1991 | GS | 22011 |
| 5.8L V8 351 CID | 1986 | Base, LS | 22011 |
| 5.8L V8 351 CID | 1980-1981 | Base, Colony Park | 22011 |
| 7.5L V8 460 CID | 1975-1978 | | 22038 |
| MARAUDER | | | |
| 4.6L V8 281 CID | 2003-2004 | Base | 22169 |
| 6.4L V8 6391cc 390 CID | 1963-1970 | | 22011 |
| 6.6L V8 6654cc 406 CID | 1963 | | 22011 |
| 7.0L V8 6997cc 427 CID | 1963-1967 | | 22011 |
| 7.0L V8 7014cc 428 CID | 1966-1970 | | 22011 |
| 7.0L V8 7030cc 429 CID | 1969-1970 | | 22011 |

| Engine | Years | Application | USMW |
|------------------------|-----------|---------------------|-------|
| MARQUIS | | | |
| 3.3L L6 200 CID | 1983 | Base, Brougham | 22012 |
| 3.8L V6 232 CID | 1983-1986 | Base, Brougham | 22126 |
| 4.2L V8 255 CID | 1981-1982 | Base, Brougham | 22011 |
| 5.0L V8 302 CID | 1979 | | 22011 |
| 5.0L V8 302 CID | 1980-1982 | Base, Brougham | 22011 |
| 5.8L V8 351 CID | 1978-1979 | | 22011 |
| 5.8L V8 351 CID | 1980-1981 | Base, Brougham | 22011 |
| 5.8L V8 5752cc 351 CID | 1970-1974 | | 22011 |
| 5.8L V8 5753cc 351 CID | 1971-1973 | | 22011 |
| 6.4L V8 6391cc 390 CID | 1967-1970 | | 22011 |
| 6.6L V8 400 CID | 1975-1978 | | 22011 |
| 6.6L V8 6555cc 400 CID | 1971-1974 | | 22011 |
| 6.6L V8 6556cc 400 CID | 1971-1974 | | 22011 |
| 7.0L V8 429 CID | 1969 | | 22011 |
| 7.0L V8 6997cc 427 CID | 1967 | | 22011 |
| 7.0L V8 7014cc 428 CID | 1967-1970 | | 22011 |
| 7.0L V8 7030cc 429 CID | 1969-1973 | | 22011 |
| 7.5L V8 460 CID | 1972-1978 | Base, Brougham | 22038 |
| 7.5L V8 460 CID | 1975-1976 | Colony Park | 22038 |
| 7.5L V8 7539cc 460 CID | 1972-1974 | Base, Brougham | 22038 |
| MONARCH | | | |
| 3.3L L6 200 CID | 1975-1977 | | 22011 |
| 4.1L L6 250 CID | 1975-1979 | | 22011 |
| 4.2L V8 255 CID | 1980 | Base | 22011 |
| 5.0L V8 302 CID | 1980 | Base | 22011 |
| 5.0L V8 302 CID | 1975-1979 | | 22011 |
| 5.8L V8 351 CID | 1975-1977 | | 22011 |
| MONTCLAIR | | | |
| 6.4L V8 6391cc 390 CID | 1964-1968 | | 22011 |
| 7.0L V8 6997cc 427 CID | 1964-1967 | | 22011 |
| 7.0L V8 7014cc 428 CID | 1966-1968 | | 22011 |
| MONTEGO | | | |
| 3.3L L6 3277cc 200 CID | 1968 | | 22011 |
| 3.3L L6 3278cc 200 CID | 1968 | | 22011 |
| 4.1L L6 4097cc 250 CID | 1969-1974 | | 22011 |
| 4.1L L6 4098cc 250 CID | 1969-1974 | | 22011 |
| 4.7L V8 4727cc 289 CID | 1968 | | 22011 |
| 5.0L V8 4949cc 302 CID | 1968-1974 | | 22011 |
| 5.8L V8 351 CID | 1975-1976 | | 22011 |
| 5.8L V8 5752cc 351 CID | 1969-1974 | | 22011 |
| 5.8L V8 5753cc 351 CID | 1969-1974 | | 22011 |
| 6.4L V8 6391cc 390 CID | 1968-1969 | | 22011 |
| 6.6L V8 400 CID | 1975-1976 | | 22011 |
| 6.6L V8 6555cc 400 CID | 1972-1974 | | 22011 |
| 6.6L V8 6556cc 400 CID | 1972-1974 | | 22011 |
| 7.0L V8 6997cc 427 CID | 1968-1969 | | 22011 |
| 7.0L V8 7014cc 428 CID | 1968-1969 | | 22011 |
| 7.0L V8 7030cc 429 CID | 1970-1973 | | 22011 |
| 7.5L V8 460 CID | 1973-1976 | | 22038 |
| 7.5L V8 7539cc 460 CID | 1973-1974 | | 22038 |
| MONTEREY | | | |
| 5.8L V8 5752cc 351 CID | 1970-1974 | | 22011 |
| 5.8L V8 5753cc 351 CID | 1971-1973 | | 22011 |
| 5.8L V8 5769cc 352 CID | 1961-1962 | | 22011 |
| 6.4L V8 390 CID | 1962-1963 | | 22011 |
| 6.4L V8 6391cc 390 CID | 1961-1970 | | 22011 |
| 6.6L V8 6555cc 400 CID | 1971-1974 | | 22011 |
| 6.6L V8 6556cc 400 CID | 1971-1974 | | 22011 |
| 6.6L V8 6654cc 406 CID | 1962-1963 | | 22011 |
| 7.0L V8 6997cc 427 CID | 1963-1967 | | 22011 |
| 7.0L V8 7014cc 428 CID | 1966-1970 | | 22011 |
| 7.0L V8 7030cc 429 CID | 1969-1973 | | 22011 |
| 7.5L V8 460 CID | 1972-1974 | | 22038 |
| 7.5L V8 7539cc 460 CID | 1972-1974 | | 22038 |
| MOUNTAINEER | | | |
| 4.0L V6 245 CID | 2006 | Convenience, Luxury | 22337 |
| 4.0L V6 245 CID | 1998-2001 | Base | 22166 |

| Engine | Years | Application | USMW |
|----------------------------|-----------|--|-------|
| MERCURY (CONT.) | | | |
| MOUNTAINEER (CONT.) | | | |
| 4.0L V6 245 CID | 2002-2005 | Base | 22139 |
| 4.0L V6 245 CID | 2004-2005 | Premier | 22139 |
| 4.0L V6 245 CID | 2007-2010 | Base, Premier | 22337 |
| 4.6L V8 281 CID | 2006 | Luxury | 22337 |
| 4.6L V8 281 CID | 2002-2005 | Base | 22139 |
| 4.6L V8 281 CID | 2004-2005 | Premier | 22139 |
| 4.6L V8 281 CID | 2006-2010 | Premier | 22337 |
| 5.0L V8 302 CID | 1997-2001 | Base | 22615 |
| PARK LANE | | | |
| 6.4L V8 6391cc 390 CID | 1964-1968 | | 22011 |
| 7.0L V8 6997cc 427 CID | 1964-1967 | | 22011 |
| 7.0L V8 7014cc 428 CID | 1966-1968 | | 22011 |
| ZEPHYR | | | |
| 3.3L L6 200 CID | 1982 | GS; A/C (Exc.Heavy Duty Cooling) | 22038 |
| 3.3L L6 200 CID | 1982 | GS; Exc.Heavy Duty Cooling; For A/C Belt | 22012 |
| 3.3L L6 200 CID | 1982 | GS; For A/C Belt; Heavy Duty Cooling | 22011 |
| 3.3L L6 200 CID | 1983 | Base, GS, Z7; For A/C Belt | 22012 |
| 3.3L L6 200 CID | 1983 | Z7 GS; Exc.Air Cond | 22012 |
| 3.3L L6 200 CID | 1983 | Z7 GS; For A/C Belt | 22012 |
| 3.3L L6 200 CID | 1978-1979 | | 22011 |
| 3.3L L6 200 CID | 1980-1981 | Base; A/C (Exc.Heavy Duty Cooling) | 22038 |
| 3.3L L6 200 CID | 1980-1982 | Base, Z7; Exc.Heavy Duty Cooling; For A/C Belt | 22012 |
| 3.3L L6 200 CID | 1980-1982 | Base, Z7; For A/C Belt; Heavy Duty Cooling | 22011 |
| 3.3L L6 200 CID | 1980-1982 | Z7; A/C (Exc.Heavy Duty Cooling) | 22038 |
| 3.3L L6 200 CID | 1982-1983 | Base, GS, Z7; Exc.Air Cond | 22012 |
| 4.2L V8 255 CID | 1982 | Base, GS | 22011 |
| 4.2L V8 255 CID | 1980-1981 | Base, Z7 | 22011 |
| 5.0L V8 302 CID | 1978-1979 | | 22011 |
| MERKUR | | | |
| SCORPIO | | | |
| 2.9L V6 177 CID | 1988-1989 | Base | 22067 |
| MITSUBISHI | | | |
| L200 (MEX) | | | |
| 2.5L L4 2476cc CID | 2013-2015 | | 22091 |
| 2476 L4 2.5Lcc 151 CID | 2016-2015 | | 22091 |
| MIGHTY MAX | | | |
| 2.0L L4 1997cc 122 CID | 1983-1984 | S | 22086 |
| 2.0L L4 1997cc 122 CID | 1983-1989 | Base | 22086 |
| 2.3L L4 2346cc 143 CID | 1983-1985 | SP | 22073 |
| 2.3L L4 2346cc 143 CID | 1984-1985 | SPX | 22073 |
| 2.4L L4 2351cc | 1990-1992 | 1 Ton | 22086 |
| 2.4L L4 2351cc | 1990-1996 | Base | 22086 |
| 2.6L L4 2555cc 156 CID | 1985 | SP | 22092 |
| 2.6L L4 2555cc 156 CID | 1983-1984 | SP, SPX | 22092 |
| 2.6L L4 2555cc 156 CID | 1985-1989 | SPX | 22092 |
| 2.6L L4 2555cc 156 CID | 1986-1989 | Base | 22092 |
| 2.6L L4 2555cc 156 CID | 1986-1989 | Sport | 22092 |
| 2.6L L4 2555cc 156 CID | 1987-1989 | 1 Ton | 22092 |
| 3.0L V6 2972cc 181 CID | 1990-1994 | Base | 22073 |
| MONTERO | | | |
| 2.6L L4 2555cc 156 CID | 1989 | SP | 22092 |
| 2.6L L4 2555cc 156 CID | 1983-1989 | Base | 22092 |
| 2.6L L4 2555cc 156 CID | 1984-1988 | Sport | 22092 |
| 3.0L V6 2972cc 181 CID | 1989-1990 | SP, Sport | 22073 |
| 3.0L V6 2972cc 181 CID | 1989-1993 | Base, LS | 22073 |
| 3.0L V6 2972cc 181 CID | 1990-1993 | RS | 22073 |
| 3.0L V6 2972cc 181 CID | 1992-1993 | SR | 22073 |
| 3.0L V6 2972cc 181 CID | 1994-1996 | LS | 22073 |
| 3.5L V6 3497cc 215 CID | 1997 | LS | 22073 |
| 3.5L V6 3497cc 215 CID | 1994-1997 | SR | 22073 |
| 3.5L V6 3497cc 215 CID | 1998-2000 | Base | 22073 |
| 3.5L V6 3497cc 215 CID | 2001-2002 | Limited, XLS | 22409 |
| 3.8L V6 3797cc 230 CID | 2003 | Limited, XLS | 22409 |
| 3.8L V6 3797cc 230 CID | 2004 | XLS | 22409 |
| 3.8L V6 3797cc 230 CID | 2004-2005 | Limited | 22409 |

| Engine | Years | Application | USMW |
|------------------------|-----------|----------------------------|-------|
| 3.8L V6 3828cc 230 CID | 2006 | Limited | 22409 |
| MONTERO (MEX) | | | |
| 3.5L L6 3497cc 213 CID | 2005-2009 | | 22073 |
| MONTERO SPORT | | | |
| 2.4L L4 2351cc | 1997-1999 | ES | 22019 |
| 3.0L V6 2972cc 181 CID | 1997-2001 | XLS | 22029 |
| 3.0L V6 2972cc 181 CID | 1997-2003 | LS | 22029 |
| 3.0L V6 2972cc 181 CID | 2000-2003 | ES | 22029 |
| 3.5L V6 3497cc 215 CID | 2001 | XS | 22073 |
| 3.5L V6 3497cc 215 CID | 2002 | Limited, XLS; From 12/2001 | 22029 |
| 3.5L V6 3497cc 215 CID | 2002 | Limited, XLS; To 12/2001 | 22073 |
| 3.5L V6 3497cc 215 CID | 2003 | Limited, XLS | 22029 |
| 3.5L V6 3497cc 215 CID | 2004 | LS, XLS | 22029 |
| 3.5L V6 3497cc 215 CID | 1999-2001 | Limited | 22073 |
| RAIDER | | | |
| 3.7L V6 226 CID | 2006 | DuroCross, LS | 22170 |
| 3.7L V6 226 CID | 2007 | DuroCross | 22170 |
| 3.7L V6 226 CID | 2007-2009 | LS | 22170 |
| 4.7L V8 285 CID | 2006 | DuroCross, XLS | 22170 |
| 4.7L V8 285 CID | 2007 | LS, SE | 22170 |
| STARION | | | |
| 2.6L L4 2555cc 156 CID | 1983 | Base | 22092 |
| 2.6L L4 2555cc 156 CID | 1983-1985 | LS | 22092 |
| 2.6L L4 2555cc 156 CID | 1984-1985 | ES | 22092 |
| 2.6L L4 2555cc 156 CID | 1984-1987 | LE | 22092 |
| VAN | | | |
| 2.4L L4 2351cc | 1987-1990 | Base, LS | 22086 |
| NISSAN | | | |
| 510 | | | |
| 2.0L L4 1952cc | 1978-1981 | | 22089 |
| 610 | | | |
| 2.0L L4 1952cc | 1974-1976 | | 22089 |
| 2.0L L4 1952cc 119 CID | 1974 | | 22089 |
| 620 | | | |
| 2.0L L4 1952cc | 1975-1979 | | 22089 |
| 710 | | | |
| 2.0L L4 1952cc | 1975-1977 | | 22089 |
| 720 | | | |
| 2.0L L4 1952cc | 1980-1986 | | 22089 |
| 2.2L L4 2164cc | 1981-1983 | Deluxe | 22082 |
| 2.2L L4 2187cc | 1981-1983 | | 22089 |
| 2.4L L4 2389cc | 1983-1985 | | 22089 |
| 2.5L L4 2488cc | 1983-1986 | Deluxe | 22082 |
| 810 | | | |
| 2.4L L6 2393cc | 1980 | Base | 22082 |
| 2.4L L6 2393cc | 1981 | DX | 22082 |
| 2.4L L6 2393cc | 1977-1979 | | 22082 |
| 2.8L L6 2793cc | 1981 | DX | 22082 |
| 200SX | | | |
| 1.8L L4 1809cc | 1984-1986 | Turbo | 22088 |
| 2.0L L4 1952cc | 1977-1981 | | 22089 |
| 2.0L L4 1974cc | 1984-1986 | Base | 22088 |
| 2.0L L4 1974cc | 1984-1988 | XE, | 22089 |
| 2.2L L4 2187cc | 1982-1983 | | 22089 |
| 3.0L V6 2960cc 181 CID | 1987-1988 | SE | 22082 |
| 240SX | | | |
| 2.4L L4 2389cc | 1989-1990 | XE | 22082 |
| 2.4L L4 2389cc | 1989-1998 | SE | 22082 |
| 2.4L L4 2389cc | 1991-1992 | Base, LE | 22082 |
| 2.4L L4 2389cc | 1993-1998 | Base | 22082 |
| 2.4L L4 2389cc | 1997-1998 | LE | 22082 |
| 240Z | | | |
| 2.4L L6 2393cc | 1970-1973 | | 22082 |
| 2.4L L6 2393cc 146 CID | 1970-1973 | | 22082 |
| 260Z | | | |
| 2.6L L6 2565cc | 1974-1975 | | 22082 |
| 2.6L L6 2565cc 156 CID | 1974 | | 22082 |

| Engine | Years | Application | USMW | |
|------------------------------|-----------|-----------------------|----------|-------|
| NISSAN (CONT.) | | | | |
| 260Z (CONT.) | | | | |
| 2.6L L6 2565cc | 1974 | | 22082 | |
| 280Z | | | | |
| 2.8L L6 2753cc | 1975-1978 | | 22082 | |
| 280ZX | | | | |
| 2.8L L6 2753cc | 1979 | | 22082 | |
| 2.8L L6 2753cc | 1981 | GL Turbo | 22082 | |
| 2.8L L6 2753cc | 1980-1981 | 2+2 GL, GL | 22082 | |
| 2.8L L6 2753cc | 1980-1983 | Base | 22082 | |
| 2.8L L6 2753cc | 1982-1983 | 2+2, 2+2 Turbo, Turbo | 22082 | |
| 300ZX | | | | |
| 3.0L V6 2960cc | 1984-1989 | 2+2, Base, Turbo | 22082 | |
| 3.0L V6 2960cc | 1990-1996 | 2+2, Turbo | 22091 | |
| 3.0L V6 2960cc | 1990-1996 | Base | 22091 | |
| ARMADA | | | | |
| 5.6L V8 5552cc | 2010 | Titanium | 22181 | |
| 5.6L V8 5552cc | 2005-2006 | LE, SE, SE Off-Road | 22181 | |
| 5.6L V8 5552cc | 2007-2009 | LE | 22181 | |
| 5.6L V8 5552cc | 2007-2010 | SE | 22181 | |
| 5.6L V8 5552cc | 2010-2015 | Platinum | 22181 | |
| 5.6L V8 5552cc | 2011-2015 | SL, SV | 22181 | |
| CABSTAR (MEX) | | | | |
| 2.5L L4 2488cc | CID | 2012-2014 | 22091 | |
| 2488 L4 2.5Lcc | 151 CID | 2015-2016 | 22091 | |
| D21 | | | | |
| 2.4L L4 2389cc | 1994 | XE | 22082 | |
| 2.4L L4 2389cc | 1986-1989 | | 22089 | |
| 2.4L L4 2389cc | 1990-1994 | Base | 22082 | |
| 3.0L V6 2960cc | 1986-1987 | E, SE | 22082 | |
| 3.0L V6 2960cc | 1988-1989 | | 22082 | |
| 3.0L V6 2960cc | 181 CID | 1994 | XE | 22091 |
| 3.0L V6 2960cc | 181 CID | 1990-1994 | Base, SE | 22091 |
| FRONTIER | | | | |
| 2.4L L4 2389cc | 1998-1999 | SE | 22082 | |
| 2.4L L4 2389cc | 1998-2003 | Base | 22082 | |
| 2.4L L4 2389cc | 1998-2004 | XE | 22082 | |
| 2.5L L4 2500cc | 2010 | SE, XE | 22138 | |
| 2.5L L4 2500cc | 2005-2009 | XE | 22138 | |
| 2.5L L4 2500cc | 2008-2009 | SE | 22138 | |
| 2.5L L4 2500cc | 2011-2015 | S, SV | 22138 | |
| 3.3L V6 3275cc | 1999-2003 | SE | 22025 | |
| 3.3L V6 3275cc | 1999-2004 | XE | 22025 | |
| 3.3L V6 3275cc | 2001-2004 | SC | 22025 | |
| 3.3L V6 3275cc | 2002-2004 | SVE | 22025 | |
| 4.0L V6 3954cc | 2005-2008 | Nismo Off-Road | 22182 | |
| 4.0L V6 3954cc | 2005-2010 | LE, SE | 22182 | |
| 4.0L V6 3954cc | 2009-2015 | PRO-4X | 22182 | |
| 4.0L V6 3954cc | 2011-2015 | S, SL, SV | 22182 | |
| 4.0L V6 3954cc | 2013-2015 | Desert Runner | 22182 | |
| FRONTIER LE (MEX) | | | | |
| 2.4L L4 2389cc | CID | 2011-2014 | 22082 | |
| 2389 L4 2.4Lcc | 146 CID | 2015-2014 | 22082 | |
| FRONTIER PICKUP (MEX) | | | | |
| 2.4L L4 2389cc | 146 CID | 2006-2008 | 22091 | |
| FRONTIER XE (MEX) | | | | |
| 2.4L L4 2389cc | CID | 2011-2014 | 22082 | |
| 2389 L4 2.4Lcc | 146 CID | 2015-2014 | 22082 | |
| MAXIMA | | | | |
| 2.4L L6 2393cc | 1981 | SL | 22082 | |
| 2.4L L6 2393cc | 1982-1984 | GL | 22082 | |
| 2.8L L6 2793cc | 1981 | SL | 22082 | |
| 2.8L L6 2793cc | 1982-1983 | GL | 22082 | |
| NP300 | | | | |
| 2.5L L4 2488cc | 2009 | | 22091 | |
| 2.5L L4 2488cc | 152 CID | 2010-2015 | 22091 | |

| Engine | Years | Application | USMW | |
|--------------------------|-----------|--------------------|--------|-------|
| NP300 (MEX) | | | | |
| 2389 L4 2.4Lcc | 146 CID | 2015-2014 | 22082 | |
| 2488 L4 2.5Lcc | 152 CID | 2015-2014 | 22091 | |
| 2500 L4 2.5Lcc | 153 CID | 2016-2014 | 22091 | |
| NV1500 | | | | |
| 4.0L V6 3954cc | 2012-2015 | S, SV | 22182 | |
| NV2500 | | | | |
| 4.0L V6 3954cc | 2015 | SL | 22182 | |
| 4.0L V6 3954cc | 2012-2015 | S, SV | 22182 | |
| 5.6L V8 5552cc | 2015 | SL | 22181 | |
| 5.6L V8 5552cc | 2012-2015 | S, SV | 22181 | |
| NV350 URVAN (MEX) | | | | |
| 2.5L L4 2500cc | CID | 2014 | 22091 | |
| NV3500 | | | | |
| 4.0L V6 3954cc | 2012-2015 | S, SV | 22182 | |
| 5.6L V8 5552cc | 2012-2015 | S, SL, SV | 22181 | |
| PATHFINDER | | | | |
| 2.4L L4 2389cc | 1987 | | 22089 | |
| 3.0L V6 2960cc | 181 CID | 1987-1989 | SE, XE | 22082 |
| 3.0L V6 2960cc | 181 CID | 1990-1995 | SE, XE | 22091 |
| 3.0L V6 2960cc | 181 CID | 1994-1995 | LE | 22091 |
| 3.3L V6 3275cc | 1996-2000 | LE, SE, XE | 22025 | |
| 3.5L V6 3498cc | 2001 | XE | 22032 | |
| 3.5L V6 3498cc | 2001-2004 | LE, SE | 22032 | |
| 4.0L V6 3954cc | 2005 | SE, XE | 22182 | |
| 4.0L V6 3954cc | 2005-2009 | SE Off-Road | 22182 | |
| 4.0L V6 3954cc | 2005-2012 | LE | 22182 | |
| 4.0L V6 3954cc | 2006-2010 | SE | 22182 | |
| 4.0L V6 3954cc | 2006-2012 | S | 22182 | |
| 4.0L V6 3954cc | 2011-2012 | Silver Edition, SV | 22182 | |
| 5.6L V8 5552cc | 2008 | SE | 22181 | |
| 5.6L V8 5552cc | 2008-2012 | LE | 22181 | |
| PATHFINDER ARMADA | | | | |
| 5.6L V8 5552cc | 2004 | LE, SE | 22181 | |
| PICKUP | | | | |
| 2.4L L4 2389cc | 1995-1997 | Base, XE | 22082 | |
| 2.4L L4 2389cc | 1996-1997 | SE | 22082 | |
| 3.0L V6 2960cc | 181 CID | 1995 | SE, XE | 22091 |
| PICKUP (MEX) | | | | |
| 2.4L L4 2389cc | CID | 2010-2014 | 22082 | |
| 2.4L L4 2389cc | 146 CID | 1991-2009 | 22082 | |
| 2.5L L4 2488cc | CID | 2009-2014 | 22091 | |
| TITAN | | | | |
| 5.6L V8 5552cc | 2004-2010 | LE, SE, XE | 22181 | |
| 5.6L V8 5552cc | 2008-2015 | PRO-4X | 22181 | |
| 5.6L V8 5552cc | 2011-2015 | S, SL, SV | 22181 | |
| URVAN | | | | |
| 2.4L L4 2389cc | 2000-2005 | | 22083 | |
| URVAN (MEX) | | | | |
| 2.4L L4 2389cc | 146 CID | 2000-2005 | 22083 | |
| 2.5L L4 2500cc | CID | 2012-2013 | 22091 | |
| 3.0L L4 2999cc | CID | 2008-2009 | 22083 | |
| URVAN DV (MEX) | | | | |
| 2.5L L4 2500cc | CID | 2010 | 22091 | |
| URVAN GX (MEX) | | | | |
| 2.5L L4 2500cc | CID | 2010 | 22091 | |
| URVAN TDI (MEX) | | | | |
| 3.0L L4 3000cc | CID | 2011-2013 | 22083 | |
| VAN | | | | |
| 2.4L L4 2389cc | 1987-1988 | E, GXE, XE | 22088 | |
| XTERRA | | | | |
| 2.4L L4 2389cc | 2000-2004 | XE | 22082 | |
| 3.3L V6 3275cc | 2000-2001 | SE, XE | 22025 | |
| 3.3L V6 3275cc | 2002-2004 | SE | 22025 | |
| 3.3L V6 3275cc | 2002-2004 | XE | 22025 | |
| 4.0L V6 3954cc | 2005-2007 | S, SE | 22182 | |
| 4.0L V6 3954cc | 2005-2010 | Off-Road | 22182 | |



FAN CLUTCH APPLICATION GUIDE



| Engine | Years | Application | USMW |
|--------------------------|-----------|--|-------|
| NISSAN (CONT.) | | | |
| XTERRA (CONT.) | | | |
| 4.0L V6 3954cc | 2006-2015 | X | 22182 |
| 4.0L V6 3954cc | 2008-2010 | SE | 22182 |
| 4.0L V6 3954cc | 2008-2015 | S | 22182 |
| 4.0L V6 3954cc | 2011-2015 | PRO-4X | 22182 |
| X-TRAIL (MEX) | | | |
| 2.5L L4 2500cc CID | 2006-2011 | | 22091 |
| X-TRAIL LE (MEX) | | | |
| 2.5L L4 2500cc CID | 2010-2011 | | 22091 |
| X-TRAIL SLX (MEX) | | | |
| 2.5L L4 2500cc CID | 2010 | | 22091 |
| OLDSMOBILE | | | |
| 88 | | | |
| 5.7L V8 5736cc 350 CID | 1977-1979 | | 22049 |
| 98 | | | |
| 4.1L V6 252 CID | 1981 | Luxury, Regency | 22043 |
| 4.1L V6 252 CID | 1982-1983 | Regency, Regency Brougham | 22049 |
| 5.0L V8 307 CID | 1980-1981 | Luxury; Exc.Heavy Duty Cooling | 22045 |
| 5.0L V8 307 CID | 1980-1981 | Luxury; Heavy Duty Cooling | 22049 |
| 5.0L V8 307 CID | 1980-1984 | Regency; Exc.Heavy Duty Cooling | 22045 |
| 5.0L V8 307 CID | 1980-1984 | Regency; Heavy Duty Cooling | 22049 |
| 5.0L V8 307 CID | 1982-1984 | Regency Brougham; Exc.Heavy Duty Cooling | 22045 |
| 5.0L V8 307 CID | 1982-1984 | Regency Brougham; Heavy Duty Cooling | 22049 |
| 5.7L V8 350 CID | 1972-1979 | | 22045 |
| 5.7L V8 350 CID | 1980-1981 | Luxury; Exc.Heavy Duty Cooling | 22049 |
| 5.7L V8 350 CID | 1980-1981 | Luxury; Heavy Duty Cooling | 22045 |
| 5.7L V8 350 CID | 1980-1984 | Regency; Exc.Heavy Duty Cooling | 22049 |
| 5.7L V8 350 CID | 1980-1984 | Regency; Heavy Duty Cooling | 22045 |
| 5.7L V8 350 CID | 1982-1984 | Regency Brougham; Exc.Heavy Duty Cooling | 22049 |
| 5.7L V8 350 CID | 1982-1984 | Regency Brougham; Heavy Duty Cooling | 22045 |
| 5.7L V8 5733cc 350 CID | 1972-1973 | | 22045 |
| 5.7L V8 5736cc 350 CID | 1978-1979 | | 22049 |
| 5.7L V8 5737cc 350 CID | 1972-1973 | | 22045 |
| 6.5L V8 6458cc 394 CID | 1964 | Base, Custom | 21049 |
| 6.5L V8 6458cc 394 CID | 1961-1963 | | 21049 |
| 6.6L V8 400 CID | 1975 | | 22045 |
| 6.6L V8 403 CID | 1977-1979 | | 22045 |
| 7.0L V8 6966cc 425 CID | 1965-1967 | | 22045 |
| 7.5L V8 455 CID | 1968-1976 | | 22045 |
| 7.5L V8 7456cc 455 CID | 1968-1974 | | 22045 |
| 442 | | | |
| 6.6L V8 6556cc 400 CID | 1965-1969 | | 21049 |
| 7.5L V8 455 CID | 1968-1971 | | 22045 |
| 7.5L V8 7456cc 455 CID | 1968-1971 | | 22045 |
| BRAVADA | | | |
| 4.2L L6 256 CID | 2002-2004 | Base | 22310 |
| 4.3L V6 262 CID | 1991-1994 | Base; Exc.Air Cond | 22153 |
| 4.3L V6 262 CID | 1991-1994 | Base; For A/C Belt | 22145 |
| 4.3L V6 262 CID | 1996-2001 | Base; Exc.Air Cond | 22162 |
| 4.3L V6 262 CID | 1996-2001 | Base; For A/C Belt | 22158 |
| CUSTOM CRUISER | | | |
| 5.0L V8 305 CID | 1991-1992 | Base | 22145 |
| 5.0L V8 307 CID | 1980-1981 | Base; Code OS | 22049 |
| 5.0L V8 307 CID | 1980-1984 | Base; Code OM | 22045 |
| 5.0L V8 307 CID | 1981-1984 | Base; Code OJ,OL | 22049 |
| 5.0L V8 307 CID | 1985-1990 | Base | 22049 |
| 5.7L V8 350 CID | 1992 | Base; Heavy Duty Cooling | 22145 |
| 5.7L V8 350 CID | 1992 | Exc.Heavy Duty Cooling | 22145 |
| 5.7L V8 350 CID | 1977-1979 | | 22045 |
| 5.7L V8 350 CID | 1980-1984 | Base; Exc.Heavy Duty Cooling | 22049 |
| 5.7L V8 350 CID | 1980-1984 | Base; Heavy Duty Cooling | 22045 |
| 5.7L V8 350 CID | 1980-1985 | Base | 22049 |
| 5.7L V8 5736cc 350 CID | 1978-1979 | | 22049 |
| 6.6L V8 400 CID | 1975 | | 22045 |
| 6.6L V8 403 CID | 1977-1979 | | 22045 |
| 7.5L V8 455 CID | 1971-1976 | | 22045 |

| Engine | Years | Application | USMW |
|------------------------|-----------|--|-------|
| 7.5L V8 7456cc 455 CID | 1971-1974 | | 22045 |
| 7.5L V8 7457cc 455 CID | 1972-1974 | | 22045 |
| CUTLASS | | | |
| 3.8L V6 3786cc 231 CID | 1978-1979 | Base, Brougham | 22043 |
| 3.8L V6 3800cc 231 CID | 1980 | Base, Brougham, LS; Code TS; Exc.Air Cond | 22049 |
| 3.8L V6 3800cc 231 CID | 1980 | Base; Code TI; Exc.Air Cond | 22043 |
| 3.8L V6 3800cc 231 CID | 1980 | Base; For A/C Belt | 22043 |
| 3.8L V6 3800cc 231 CID | 1980 | Brougham, LS; Code TI; Exc.Air Cond | 22043 |
| 3.8L V6 3800cc 231 CID | 1981 | Brougham, LS; Exc.Air Cond | 22049 |
| 3.8L V6 3800cc 231 CID | 1980-1981 | Brougham, LS; For A/C Belt | 22043 |
| 4.1L L6 4098cc 250 CID | 1967 | Base | 21049 |
| 4.1L L6 4098cc 250 CID | 1975 | Base, S | 21049 |
| 4.1L L6 4098cc 250 CID | 1976 | Colonnade S, S | 21049 |
| 4.1L L6 4098cc 250 CID | 1968-1971 | | 21049 |
| 4.3L V8 260 CID | 1980 | Base; Code OJ,OL | 22049 |
| 4.3L V8 260 CID | 1980 | Base; Code OS | 22049 |
| 4.3L V8 260 CID | 1980-1981 | Brougham; Code OJ,OL | 22049 |
| 4.3L V8 260 CID | 1980-1981 | Brougham; Code OS | 22049 |
| 4.3L V8 260 CID | 1980-1981 | LS; Code OJ,OL | 22049 |
| 4.3L V8 260 CID | 1980-1981 | LS; Code OS | 22049 |
| 4.3L V8 4261cc 260 CID | 1975-1971 | Base, S | 21049 |
| 4.3L V8 4261cc 260 CID | 1976-1971 | Colonnade S, S | 21049 |
| 4.3L V8 4261cc 260 CID | 1977-1971 | Colonnade, Colonnade S, S | 21049 |
| 4.3L V8 4261cc 260 CID | 1978-1979 | Base, Brougham | 22049 |
| 5.0L V8 305 CID | 1980 | Base, Brougham, LS; Exc.Air Cond | 22043 |
| 5.0L V8 305 CID | 1980 | Base, Brougham, LS; For A/C Belt | 22045 |
| 5.0L V8 4998cc 305 CID | 1978 | | 22049 |
| 5.0L V8 4998cc 305 CID | 1979 | Base, Brougham | 22045 |
| 5.4L V8 5548cc 330 CID | 1967 | Base, Holiday | 21049 |
| 5.4L V8 5548cc 330 CID | 1964-1966 | | 21049 |
| 5.7L V8 350 CID | 1980 | Base, Brougham, LS | 22049 |
| 5.7L V8 350 CID | 1980 | Base; Exc.Heavy Duty Cooling | 22049 |
| 5.7L V8 350 CID | 1980 | Base; Heavy Duty Cooling | 22045 |
| 5.7L V8 350 CID | 1968-1979 | | 22045 |
| 5.7L V8 350 CID | 1980-1981 | Brougham, LS; Exc.Heavy Duty Cooling | 22049 |
| 5.7L V8 350 CID | 1980-1981 | Brougham, LS; Heavy Duty Cooling | 22045 |
| 5.7L V8 5733cc 350 CID | 1968-1974 | | 22045 |
| 5.7L V8 5736cc 350 CID | 1979-1966 | Base | 22045 |
| 5.7L V8 5736cc 350 CID | 1979-1966 | 442, Base, Hurst | 22045 |
| 5.7L V8 5737cc 350 CID | 1968-1974 | | 22045 |
| 6.6L V8 400 CID | 1968 | | 22045 |
| 6.6L V8 403 CID | 1977 | | 22045 |
| 6.6L V8 6555cc 400 CID | 1968 | | 22045 |
| 6.6L V8 6556cc 400 CID | 1965-1966 | | 21049 |
| 6.6L V8 6556cc 400 CID | 1967-1966 | Turnpike Cruiser | 21049 |
| 7.5L V8 455 CID | 1970-1976 | | 22045 |
| 7.5L V8 7456cc 455 CID | 1970-1974 | | 22045 |
| CUTLASS CALAIS | | | |
| 3.8L V6 3800cc 231 CID | 1980 | Base; Code TI; Exc.Air Cond | 22043 |
| 3.8L V6 3800cc 231 CID | 1980 | Base; Code TS; Exc.Air Cond | 22049 |
| 3.8L V6 3800cc 231 CID | 1983 | Hurst; Exc.Air Cond | 22049 |
| 3.8L V6 3800cc 231 CID | 1983 | Hurst; For A/C Belt | 22043 |
| 3.8L V6 3800cc 231 CID | 1980-1984 | Base; For A/C Belt | 22043 |
| 3.8L V6 3800cc 231 CID | 1981-1984 | Base; Exc.Air Cond | 22049 |
| 4.3L V6 260 CID | 1983 | Hurst | 22049 |
| 4.3L V6 260 CID | 1982-1984 | Base | 22049 |
| 4.3L V8 260 CID | 1982 | Base | 22049 |
| 4.3L V8 260 CID | 1980-1981 | Base; Code OJ,OL | 22049 |
| 4.3L V8 260 CID | 1980-1981 | Base; Code OS | 22049 |
| 5.0L V8 305 CID | 1980 | Base; Exc.Air Cond | 22043 |
| 5.0L V8 305 CID | 1980 | Base; Exc.Heavy Duty Cooling; For A/C Belt | 22045 |
| 5.0L V8 305 CID | 1980 | Base; For A/C Belt; Heavy Duty Cooling | 22045 |
| 5.0L V8 307 CID | 1982 | Base | 22049 |
| 5.0L V8 307 CID | 1983-1984 | Base, Hurst | 22049 |
| 5.7L V8 350 CID | 1980 | Base | 22049 |
| 5.7L V8 350 CID | 1983 | Hurst; Exc.Heavy Duty Cooling | 22049 |
| 5.7L V8 350 CID | 1983 | Hurst; Heavy Duty Cooling | 22045 |
| 5.7L V8 350 CID | 1980-1984 | Base; Exc.Heavy Duty Cooling | 22049 |

| Engine | Years | Application | USMW |
|-------------------------------|-----------|--|-------|
| OLDSMOBILE (CONT.) | | | |
| CUTLASS CALAIS (CONT.) | | | |
| 5.7L V8 350 CID | 1980-1984 | Base; Heavy Duty Cooling | 22045 |
| CUTLASS CRUISER | | | |
| 3.8L V6 3800cc 231 CID | 1980 | Base, Brougham; Code TI; Exc.Air Cond | 22043 |
| 3.8L V6 3800cc 231 CID | 1980 | Base, Brougham; Code TS; Exc.Air Cond | 22049 |
| 3.8L V6 3800cc 231 CID | 1981 | Brougham; Exc.Air Cond | 22049 |
| 3.8L V6 3800cc 231 CID | 1980-1981 | Brougham; For A/C Belt | 22043 |
| 3.8L V6 3800cc 231 CID | 1980-1982 | Base; For A/C Belt | 22043 |
| 3.8L V6 3800cc 231 CID | 1981-1982 | Base; Exc.Air Cond | 22049 |
| 4.3L V8 260 CID | 1982 | Base | 22049 |
| 4.3L V8 260 CID | 1980-1981 | Base; Code OJ,OL | 22049 |
| 4.3L V8 260 CID | 1980-1981 | Base; Code OS | 22049 |
| 4.3L V8 260 CID | 1980-1981 | Brougham; Code OJ,OL | 22049 |
| 4.3L V8 260 CID | 1980-1981 | Brougham; Code OS | 22049 |
| 4.3L V8 4261cc 260 CID | 1978 | | 21049 |
| 4.3L V8 4261cc 260 CID | 1979 | ; Vista Cruiser | 21049 |
| 5.0L V8 305 CID | 1980 | Base, Brougham; Exc.Air Cond | 22043 |
| 5.0L V8 305 CID | 1980 | Base, Brougham; For A/C Belt | 22045 |
| 5.0L V8 305 CID | 1982 | Base | 22045 |
| 5.0L V8 307 CID | 1981 | Base; Exc.Air Cond | 22049 |
| 5.0L V8 307 CID | 1981 | Base; For A/C Belt | 22049 |
| 5.0L V8 307 CID | 1981 | Brougham; Exc.Air Cond | 22049 |
| 5.0L V8 307 CID | 1981 | Brougham; For A/C Belt | 22049 |
| 5.0L V8 307 CID | 1982-1983 | Base | 22049 |
| 5.0L V8 4998cc 305 CID | 1978-1979 | | 21049 |
| 5.7L V8 350 CID | 1980 | Brougham | 22049 |
| 5.7L V8 350 CID | 1980-1981 | Brougham; Exc.Heavy Duty Cooling | 22049 |
| 5.7L V8 350 CID | 1980-1981 | Brougham; Heavy Duty Cooling | 22045 |
| 5.7L V8 350 CID | 1980-1983 | Base; Exc.Heavy Duty Cooling | 22049 |
| 5.7L V8 350 CID | 1980-1983 | Base; Heavy Duty Cooling | 22045 |
| 5.7L V8 5736cc 350 CID | 1979 | | 22045 |
| 5.7L V8 5736cc 350 CID | 1979 | | 22051 |
| CUTLASS SALON | | | |
| 3.8L V6 3800cc 231 CID | 1980 | Base, Brougham; Code TS; Exc.Air Cond | 22049 |
| 3.8L V6 3800cc 231 CID | 1980 | Base; Code TI; Exc.Air Cond | 22043 |
| 3.8L V6 3800cc 231 CID | 1980 | Base; For A/C Belt | 22043 |
| 3.8L V6 3800cc 231 CID | 1980 | Brougham; Code TI; Exc.Air Cond | 22043 |
| 3.8L V6 3800cc 231 CID | 1980 | Brougham; For A/C Belt | 22043 |
| 3.8L V6 3800cc 231 CID | 1985-1987 | Base | 22049 |
| 4.3L V8 260 CID | 1980 | Base; Code OJ,OL | 22049 |
| 4.3L V8 260 CID | 1980 | Base; Code OS | 22049 |
| 4.3L V8 260 CID | 1980 | Brougham; Code OJ,OL | 22049 |
| 4.3L V8 260 CID | 1980 | Brougham; Code OS | 22049 |
| 5.0L V8 305 CID | 1980 | Base, Brougham; Exc.Air Cond | 22043 |
| 5.0L V8 305 CID | 1980 | Base, Brougham; For A/C Belt | 22045 |
| 5.0L V8 307 CID | 1985-1986 | 442 | 22049 |
| 5.0L V8 307 CID | 1985-1987 | Base | 22049 |
| 5.7L V8 350 CID | 1980 | Base, Brougham; Exc.Heavy Duty Cooling | 22049 |
| 5.7L V8 350 CID | 1980 | Base, Brougham; Heavy Duty Cooling | 22045 |
| 5.7L V8 350 CID | 1985 | Base; Exc.Heavy Duty Cooling | 22049 |
| 5.7L V8 350 CID | 1985 | Base; Heavy Duty Cooling | 22045 |
| CUTLASS SUPREME | | | |
| 3.8L V6 3800cc 231 CID | 1980 | Base, Brougham; Code TI; Exc.Air Cond | 22043 |
| 3.8L V6 3800cc 231 CID | 1980 | Base, Brougham; Code TS; Exc.Air Cond | 22049 |
| 3.8L V6 3800cc 231 CID | 1981 | LS; Exc.Air Cond | 22049 |
| 3.8L V6 3800cc 231 CID | 1981 | LS; For A/C Belt | 22043 |
| 3.8L V6 3800cc 231 CID | 1985 | LS | 22049 |
| 3.8L V6 3800cc 231 CID | 1987 | 442 | 22049 |
| 3.8L V6 3800cc 231 CID | 1980-1984 | Base; For A/C Belt | 22043 |
| 3.8L V6 3800cc 231 CID | 1980-1984 | Brougham; For A/C Belt | 22043 |
| 3.8L V6 3800cc 231 CID | 1981-1984 | Base; Exc.Air Cond | 22049 |
| 3.8L V6 3800cc 231 CID | 1981-1984 | Brougham; Exc.Air Cond | 22049 |
| 3.8L V6 3800cc 231 CID | 1985-1987 | Base, Brougham | 22049 |
| 4.3L V8 260 CID | 1982-1984 | Base, Brougham | 22049 |
| 4.3L V8 260 CID | 1981 | LS; Code OJ,OL | 22049 |
| 4.3L V8 260 CID | 1981 | LS; Code OS | 22049 |
| 4.3L V8 260 CID | 1982 | Base, Brougham | 22049 |

| Engine | Years | Application | USMW |
|------------------------|-----------|---|-------|
| 4.3L V8 260 CID | 1980-1981 | Base; Code OJ,OL | 22049 |
| 4.3L V8 260 CID | 1980-1981 | Base; Code OS | 22049 |
| 4.3L V8 260 CID | 1980-1981 | Brougham; Code OJ,OL | 22049 |
| 4.3L V8 260 CID | 1980-1981 | Brougham; Code OS | 22049 |
| 5.0L V8 305 CID | 1980 | Base, Brougham; Exc.Air Cond | 22043 |
| 5.0L V8 305 CID | 1980 | Base, Brougham; For A/C Belt | 22045 |
| 5.0L V8 307 CID | 1985 | LS | 22049 |
| 5.0L V8 307 CID | 1987 | 442, Base | 22049 |
| 5.0L V8 307 CID | 1988 | Classic, Classic Brougham | 22049 |
| 5.0L V8 307 CID | 1982-1986 | Base | 22049 |
| 5.0L V8 307 CID | 1982-1987 | Brougham | 22049 |
| 5.7L V8 350 CID | 1980 | Base, Brougham | 22049 |
| 5.7L V8 350 CID | 1980-1985 | Base, Brougham; Exc.Heavy Duty Cooling | 22049 |
| 5.7L V8 350 CID | 1980-1985 | Base, Brougham; Heavy Duty Cooling | 22045 |
| 5.7L V8 350 CID | 1981-1985 | LS; Exc.Heavy Duty Cooling | 22049 |
| 5.7L V8 350 CID | 1981-1985 | LS; Heavy Duty Cooling | 22045 |
| DELMONT 88 | | | |
| 5.4L V8 5548cc 330 CID | 1967 | | 21049 |
| 5.7L V8 5736cc 350 CID | 1968 | | 21049 |
| 7.0L V8 6966cc 425 CID | 1967 | | 22045 |
| 7.5L V8 455 CID | 1968 | | 22045 |
| 7.5L V8 7456cc 455 CID | 1968 | | 22045 |
| DELTA 88 | | | |
| 3.8L V6 3800cc 231 CID | 1980 | Base, Holiday, Royale, Royale Brougham; Code TI; Exc.Air Cond | 22043 |
| 3.8L V6 3800cc 231 CID | 1980 | Base, Holiday, Royale, Royale Brougham; Code TS; Exc.Air Cond | 22049 |
| 3.8L V6 3800cc 231 CID | 1981 | Base, Holiday, Royale, Royale Brougham; Exc.Air Cond | 22049 |
| 3.8L V6 3800cc 231 CID | 1984 | Royale Brougham LS | 22049 |
| 3.8L V6 3800cc 231 CID | 1980-1981 | Base, Holiday, Royale, Royale Brougham; For A/C Belt | 22043 |
| 3.8L V6 3800cc 231 CID | 1982-1983 | Base | 22049 |
| 3.8L V6 3800cc 231 CID | 1982-1985 | Royale, Royale Brougham | 22049 |
| 4.3L V8 260 CID | 1982 | Base, Royale, Royale Brougham | 22049 |
| 4.3L V8 260 CID | 1977-1979 | | 22045 |
| 4.3L V8 260 CID | 1980-1981 | Base, Holiday, Royale, Royale Brougham | 22045 |
| 4.9L V8 301 CID | 1979 | | 22045 |
| 5.0L V8 307 CID | 1981 | Holiday; Code OJ,OL | 22049 |
| 5.0L V8 307 CID | 1980-1981 | Base, Holiday, Royale, Royale Brougham; Code OS | 22049 |
| 5.0L V8 307 CID | 1980-1981 | Holiday; Code OM | 22045 |
| 5.0L V8 307 CID | 1980-1983 | Base; Code OM | 22045 |
| 5.0L V8 307 CID | 1980-1985 | Royale, Royale Brougham; Code OM | 22045 |
| 5.0L V8 307 CID | 1981-1983 | Base; Code OJ,OL | 22049 |
| 5.0L V8 307 CID | 1981-1985 | Royale, Royale Brougham; Code OJ,OL | 22049 |
| 5.0L V8 307 CID | 1984-1985 | Royale Brougham LS; Code OJ,OL | 22049 |
| 5.0L V8 307 CID | 1984-1985 | Royale Brougham LS; Code OM | 22045 |
| 5.7L V8 350 CID | 1980 | Base, Holiday, Royale, Royale Brougham | 22049 |
| 5.7L V8 350 CID | 1984 | Royale Brougham LS; Exc.Heavy Duty Cooling | 22049 |
| 5.7L V8 350 CID | 1984 | Royale Brougham LS; Heavy Duty Cooling | 22045 |
| 5.7L V8 350 CID | 1985 | Royale, Royale Brougham, Royale Brougham LS | 22045 |
| 5.7L V8 350 CID | 1969-1979 | | 22045 |
| 5.7L V8 350 CID | 1980-1981 | Holiday; Exc.Heavy Duty Cooling | 22049 |
| 5.7L V8 350 CID | 1980-1981 | Holiday; Heavy Duty Cooling | 22045 |
| 5.7L V8 350 CID | 1980-1983 | Base; Exc.Heavy Duty Cooling | 22049 |
| 5.7L V8 350 CID | 1980-1983 | Base; Heavy Duty Cooling | 22045 |
| 5.7L V8 350 CID | 1980-1984 | Royale, Royale Brougham; Exc.Heavy Duty Cooling | 22049 |
| 5.7L V8 350 CID | 1980-1984 | Royale, Royale Brougham; Heavy Duty Cooling | 22045 |
| 5.7L V8 5733cc 350 CID | 1969-1974 | | 22045 |
| 5.7L V8 5737cc 350 CID | 1969-1974 | | 22045 |
| 6.6L V8 400 CID | 1975 | | 22045 |
| 6.6L V8 403 CID | 1977-1979 | | 22045 |
| 7.0L V8 425 CID | 1967 | | 22045 |
| 7.0L V8 6966cc 425 CID | 1965-1967 | | 22045 |
| 7.5L V8 455 CID | 1968-1976 | | 22045 |
| 7.5L V8 7456cc 455 CID | 1968-1974 | | 22045 |
| 7.5L V8 7457cc 455 CID | 1972-1974 | | 22045 |
| DYNAMIC | | | |
| 7.0L V8 6966cc 425 CID | 1965-1966 | Base, Holiday | 22045 |



FAN CLUTCH APPLICATION GUIDE

USMW
Professional Series

| Engine | Years | Application | USMW |
|---------------------------|-----------|---|-------|
| OLDSMOBILE (CONT.) | | | |
| DYNAMIC 88 | | | |
| 6.5L V8 6458cc 394 CID | 1961-1964 | | 21049 |
| F85 | | | |
| 4.1L L6 4098cc 250 CID | 1966-1971 | | 21049 |
| 5.4L V8 5548cc 330 CID | 1964-1967 | | 21049 |
| 5.7L V8 5736cc 350 CID | 1968-1972 | | 21049 |
| 7.5L V8 455 CID | 1970-1972 | | 22045 |
| 7.5L V8 7456cc 455 CID | 1970-1972 | | 22045 |
| JETSTAR | | | |
| 5.4L V8 5548cc 330 CID | 1964-1966 | | 21049 |
| JETSTAR I | | | |
| 7.0L V8 6966cc 425 CID | 1965 | | 22045 |
| OMEGA | | | |
| 4.1L L6 4098cc 250 CID | 1973-1976 | | 21049 |
| 4.3L V8 4261cc 260 CID | 1975-1977 | | 21049 |
| 5.0L V8 4998cc 305 CID | 1977-1979 | | 21049 |
| 5.7L V8 350 CID | 1975 | Salon | 22045 |
| 5.7L V8 350 CID | 1977 | Deluxe | 22045 |
| 5.7L V8 350 CID | 1973-1979 | Base | 22045 |
| 5.7L V8 350 CID | 1976-1977 | F85 | 22045 |
| 5.7L V8 350 CID | 1976-1978 | SX | 22045 |
| 5.7L V8 350 CID | 1976-1979 | Brougham | 22045 |
| 5.7L V8 350 CID | 1978-1979 | Brougham LS | 22045 |
| 5.7L V8 5733cc 350 CID | 1973-1974 | Base | 22045 |
| 5.7L V8 5737cc 350 CID | 1973 | Base | 22045 |
| STARFIRE | | | |
| 2.5L L4 2474cc 151 CID | 1979 | Base, Firenza, GT | 21049 |
| 2.5L L4 2474cc 151 CID | 1980 | Base, Firenza, GT, SX; For A/C Belt | 22049 |
| 2.5L L4 2474cc 151 CID | 1978-1979 | | 22049 |
| 3.8L V6 3800cc 231 CID | 1980 | Base, Firenza, GT, SX; Exc.Heavy Duty Cooling | 22043 |
| 3.8L V6 3800cc 231 CID | 1980 | Base, Firenza, GT, SX; Heavy Duty Cooling | 22042 |
| 5.0L V8 4998cc 305 CID | 1977 | | 22049 |
| 5.0L V8 4998cc 305 CID | 1978-1979 | | 21049 |
| 6.5L V8 6458cc 394 CID | 1961-1964 | | 21049 |
| 7.0L V8 6966cc 425 CID | 1965-1966 | | 22045 |
| SUPER 88 | | | |
| 6.5L V8 6458cc 394 CID | 1960-1964 | | 21049 |
| 6.5L V8 6458cc 394 CID | 1961-1963 | | 22049 |
| TORONADO | | | |
| 4.1L V6 252 CID | 1981 | Brougham | 22043 |
| 4.1L V6 252 CID | 1982-1984 | Brougham | 22049 |
| 5.0L V8 307 CID | 1985 | Caliente | 22049 |
| 5.0L V8 307 CID | 1980-1981 | XSC | 22049 |
| 5.0L V8 307 CID | 1980-1985 | Brougham | 22049 |
| 5.7L V8 350 CID | 1979 | | 22045 |
| 5.7L V8 350 CID | 1985 | Caliente; Exc.Heavy Duty Cooling | 22049 |
| 5.7L V8 350 CID | 1985 | Caliente; Heavy Duty Cooling | 22045 |
| 5.7L V8 350 CID | 1980-1981 | XSC; Exc.Heavy Duty Cooling | 22049 |
| 5.7L V8 350 CID | 1980-1981 | XSC; Heavy Duty Cooling | 22045 |
| 5.7L V8 350 CID | 1980-1985 | Brougham; Exc.Heavy Duty Cooling | 22049 |
| 5.7L V8 350 CID | 1980-1985 | Brougham; Heavy Duty Cooling | 22045 |
| 5.7L V8 5736cc 350 CID | 1979-1963 | | 22049 |
| 6.6L V8 403 CID | 1977-1978 | | 22045 |
| 7.0L V8 425 CID | 1966-1967 | | 22045 |
| 7.0L V8 6966cc 425 CID | 1966-1967 | | 22045 |
| 7.5L V8 455 CID | 1968-1976 | | 22045 |
| 7.5L V8 7456cc 455 CID | 1968-1974 | | 22045 |
| VISTA CRUISER | | | |
| 5.4L V8 5548cc 330 CID | 1964-1967 | | 22049 |
| 5.4L V8 5548cc 330 CID | 1965-1967 | | 21049 |
| 5.7L V8 350 CID | 1968-1975 | | 22045 |
| 5.7L V8 5733cc 350 CID | 1968-1974 | | 22045 |
| 5.7L V8 5737cc 350 CID | 1968-1974 | | 22045 |
| 6.6L V8 400 CID | 1968-1969 | | 22045 |
| 6.6L V8 6555cc 400 CID | 1968-1969 | | 22045 |
| 7.5L V8 455 CID | 1970-1975 | | 22045 |
| 7.5L V8 7456cc 455 CID | 1970-1974 | | 22045 |

| Engine | Years | Application | USMW |
|------------------------|-----------|--|-------|
| PLYMOUTH | | | |
| ARROW | | | |
| 2.6L L4 2555cc 156 CID | 1979 | | 22092 |
| 2.6L L4 2555cc 156 CID | 1980 | Base, GS, GT | 22092 |
| 2.6L L4 2555cc 156 CID | 1979-1967 | | 22092 |
| ARROW PICKUP | | | |
| 2.0L L4 1997cc 122 CID | 1980-1982 | Base, Sport | 22092 |
| 2.6L L4 2555cc 156 CID | 1980-1982 | Base, Sport | 22092 |
| BELVEDERE | | | |
| 5.2L V8 5212cc 318 CID | 1961-1967 | Custom | 22043 |
| 6.3L V8 6277cc 383 CID | 1965-1967 | | 22045 |
| CONQUEST | | | |
| 2.6L L4 2555cc 156 CID | 1984-1986 | Base | 22092 |
| FURY | | | |
| 3.7L L6 3687cc 225 CID | 1976-1978 | Base, Salon, Sport | 22043 |
| 3.7L L6 3688cc 225 CID | 1960-1975 | Base, Custom | 22043 |
| 3.7L L6 3688cc 225 CID | 1962-1977 | Base | 22043 |
| 3.7L L6 3688cc 225 CID | 1969-1975 | Base, Sport | 22043 |
| 3.7L L6 3688cc 225 CID | 1970-1975 | Base, Custom Suburban, Suburban | 22043 |
| 3.7L L6 3688cc 225 CID | 1971-1975 | Base, Custom, Custom Suburban, Suburban | 22043 |
| 3.7L L6 3688cc 225 CID | 1972-1975 | | 22043 |
| 5.2L V8 5212cc 318 CID | 1960 | Custom, Sport | 22045 |
| 5.2L V8 5212cc 318 CID | 1971 | Base, Custom Suburban, Sport, Sport Suburban, Suburban | 22045 |
| 5.2L V8 5212cc 318 CID | 1962-1973 | Base | 22045 |
| 5.2L V8 5212cc 318 CID | 1965-1967 | | 22045 |
| 5.2L V8 5212cc 318 CID | 1970-1973 | Base, Custom Suburban, S-23, Sport, Sport Suburban, Suburban | 22045 |
| 5.2L V8 5212cc 318 CID | 1972-1973 | Base, Custom Suburban, Sport Suburban, Suburban | 22045 |
| 5.2L V8 5212cc 318 CID | 1976-1977 | Base, Salon, Sport | 22045 |
| 5.2L V8 5215cc 318 CID | 1959-1967 | | 22043 |
| 5.9L V8 5900cc 360 CID | 1972-1978 | Base, Custom Suburban, Sport Suburban, Suburban | 22045 |
| 5.9L V8 5900cc 360 CID | 1973-1978 | Base | 22045 |
| 5.9L V8 5900cc 360 CID | 1974-1978 | Base, Police | 22045 |
| 5.9L V8 5900cc 360 CID | 1975-1978 | Base, Custom | 22045 |
| 5.9L V8 5920cc 361 CID | 1959-1978 | Base | 22043 |
| 6.3L V8 6277cc 383 CID | 1960-1966 | | 22045 |
| 6.3L V8 6277cc 383 CID | 1961-1978 | Base, Sport | 22045 |
| 6.3L V8 6277cc 383 CID | 1962-1978 | Base, | 22045 |
| 6.3L V8 6277cc 383 CID | 1963-1964 | Sport | 22045 |
| 6.3L V8 6277cc 383 CID | 1969-1978 | Base | 22045 |
| 6.3L V8 6277cc 383 CID | 1971-1978 | Base, Custom Suburban, Sport, Sport Suburban, Suburban | 22045 |
| 6.6L V8 400 CID | 1972-1978 | | 22026 |
| 6.6L V8 6555cc 400 CID | 1972-1974 | | 22026 |
| 6.6L V8 6556cc 400 CID | 1975 | Base, Custom, Sport | 22026 |
| 6.6L V8 6556cc 400 CID | 1972-1973 | Base | 22026 |
| 6.6L V8 6556cc 400 CID | 1972-1974 | | 22026 |
| 7.2L V8 440 CID | 1969-1978 | | 22045 |
| 7.2L V8 7211cc 440 CID | 1969-1974 | | 22045 |
| 7.2L V8 7212cc 440 CID | 1966-1972 | | 22045 |
| 7.2L V8 7212cc 440 CID | 1968-1973 | Base | 22045 |
| 7.2L V8 7212cc 440 CID | 1970-1974 | | 22045 |
| GRAN FURY | | | |
| 3.7L L6 3687cc 225 CID | 1980 | Base, Salon; For A/C Belt | 22043 |
| 3.7L L6 3687cc 225 CID | 1981-1983 | Base; Exc.Air Cond | 22043 |
| 3.7L L6 3687cc 225 CID | 1981-1983 | Base; For A/C Belt | 22043 |
| 5.2L V8 318 CID | 1980 | Base, Salon; Max Cooling | 22045 |
| 5.2L V8 318 CID | 1980 | Salon; Exc.Air Cond | 22043 |
| 5.2L V8 318 CID | 1981 | Base; Exc.Air Cond; Exc.Max Cooling | 22043 |
| 5.2L V8 318 CID | 1981 | Base; Exc.Air Cond; Max Cooling | 22043 |
| 5.2L V8 318 CID | 1981 | Base; For A/C Belt | 22045 |
| 5.2L V8 318 CID | 1988 | Base; Max Cooling | 22045 |
| 5.2L V8 318 CID | 1980-1983 | Base; Exc.Air Cond | 22043 |
| 5.2L V8 318 CID | 1980-1988 | Base; Exc.Max Cooling | 22043 |
| 5.2L V8 318 CID | 1980-1989 | Salon; Exc.Max Cooling | 22043 |

| Engine | Years | Application | USMW |
|--------------------------|-----------|--------------------------|-------|
| PLYMOUTH (CONT.) | | | |
| GRAN FURY (CONT.) | | | |
| 5.2L V8 318 CID | 1982-1983 | Base; For A/C Belt | 22043 |
| 5.2L V8 318 CID | 1984-1989 | Salon; Max Cooling | 22045 |
| 5.2L V8 521cc 318 CID | 1985 | Salon; Exc.Max Cooling | 22043 |
| 5.2L V8 521cc 318 CID | 1985 | Salon; Max Cooling | 22045 |
| 5.9L V8 360 CID | 1980 | Base | 22043 |
| 5.9L V8 360 CID | 1980 | Base, Salon; Max Cooling | 22045 |
| 5.9L V8 360 CID | 1980 | Base; Exc.Max Cooling | 22043 |
| 5.9L V8 360 CID | 1980 | Salon | 22043 |
| 5.9L V8 360 CID | 1980 | Salon; Exc.Max Cooling | 22043 |
| 5.9L V8 5900cc 360 CID | 1972 | Suburban | 22045 |
| 6.6L V8 400 CID | 1972-1977 | | 22026 |
| 6.6L V8 6555cc 400 CID | 1972-1974 | | 22026 |
| 6.6L V8 6556cc 400 CID | 1972-1974 | | 22026 |
| 7.2L V8 440 CID | 1972-1977 | | 22045 |
| 7.2L V8 721cc 440 CID | 1972-1974 | | 22045 |
| 7.2L V8 721cc 440 CID | 1972-1974 | | 22045 |
| PB100 | | | |
| 3.7L L6 3687cc 225 CID | 1980 | Voyager; Exc.Air Cond | 22043 |
| 3.7L L6 3687cc 225 CID | 1980 | Voyager; For A/C Belt | 22043 |
| 5.2L V8 521cc 318 CID | 1980 | Voyager; Exc.Air Cond | 22043 |
| 5.2L V8 521cc 318 CID | 1980 | Voyager; For A/C Belt | 22045 |
| PB150 | | | |
| 3.7L L6 3687cc 225 CID | 1981 | Voyager; Exc.Air Cond | 22043 |
| 3.7L L6 3687cc 225 CID | 1981 | Voyager; For A/C Belt | 22043 |
| 3.7L L6 3687cc 225 CID | 1982-1983 | Voyager; Max Cooling | 22043 |
| 5.2L V8 521cc 318 CID | 1981 | Voyager; Exc.Air Cond | 22043 |
| 5.2L V8 521cc 318 CID | 1981 | Voyager; For A/C Belt | 22045 |
| 5.2L V8 521cc 318 CID | 1983 | Voyager | 22043 |
| PB200 | | | |
| 3.7L L6 3687cc 225 CID | 1980 | Voyager; Exc.Air Cond | 22043 |
| 3.7L L6 3687cc 225 CID | 1980 | Voyager; For A/C Belt | 22043 |
| 5.2L V8 521cc 318 CID | 1980 | Voyager; Exc.Air Cond | 22043 |
| 5.2L V8 521cc 318 CID | 1980 | Voyager; For A/C Belt | 22045 |
| 5.9L V8 360 CID | 1980 | Voyager; Exc.Air Cond | 22043 |
| 5.9L V8 360 CID | 1980 | Voyager; For A/C Belt | 22045 |
| 7.2L V8 440 CID | 1976-1978 | | 22045 |
| PB250 | | | |
| 3.7L L6 3687cc 225 CID | 1981-1983 | Voyager | 22043 |
| 5.2L V8 521cc 318 CID | 1981 | Voyager; Exc.Air Cond | 22043 |
| 5.2L V8 521cc 318 CID | 1981 | Voyager; For A/C Belt | 22045 |
| 5.2L V8 521cc 318 CID | 1981-1983 | Voyager | 22043 |
| 5.9L V8 360 CID | 1981 | Voyager; Exc.Air Cond | 22043 |
| 5.9L V8 360 CID | 1981 | Voyager; For A/C Belt | 22045 |
| PB300 | | | |
| 5.2L V8 521cc 318 CID | 1980 | Voyager; Exc.Air Cond | 22043 |
| 5.2L V8 521cc 318 CID | 1980 | Voyager; For A/C Belt | 22045 |
| 5.9L V8 360 CID | 1980 | Voyager; Exc.Air Cond | 22043 |
| 5.9L V8 360 CID | 1980 | Voyager; For A/C Belt | 22045 |
| 7.2L V8 440 CID | 1976-1978 | | 22045 |
| PB350 | | | |
| 5.2L V8 521cc 318 CID | 1983 | Voyager | 22043 |
| 5.2L V8 521cc 318 CID | 1981-1982 | Voyager; Exc.Air Cond | 22043 |
| 5.2L V8 521cc 318 CID | 1981-1982 | Voyager; For A/C Belt | 22043 |
| 5.9L V8 360 CID | 1981 | Voyager; Exc.Air Cond | 22043 |
| 5.9L V8 360 CID | 1981 | Voyager; For A/C Belt | 22045 |
| 5.9L V8 360 CID | 1982-1983 | Voyager | 22043 |
| ROADRUNNER | | | |
| 6.6L V8 400 CID | 1973-1975 | | 22026 |
| 6.6L V8 6555cc 400 CID | 1972-1974 | | 22026 |
| 6.6L V8 6556cc 400 CID | 1972-1974 | | 22026 |
| 6.6L V8 6556cc 400 CID | 1975-1972 | | 22026 |
| SAPPORO | | | |
| 2.6L L4 2555cc 156 CID | 1978-1979 | | 22092 |
| 2.6L L4 2555cc 156 CID | 1980-1983 | Base | 22092 |

| Engine | Years | Application | USMW |
|--------------------------------|-----------|---|-------|
| SATELLITE | | | |
| 6.6L V8 400 CID | 1972-1974 | | 22026 |
| 6.6L V8 6555cc 400 CID | 1972-1974 | | 22026 |
| 6.6L V8 6556cc 400 CID | 1972-1974 | | 22026 |
| 7.2L V8 7212cc 440 CID | 1968-1972 | Base | 21043 |
| 7.2L V8 7212cc 440 CID | 1971-1972 | Base, Brougham, Custom, Sebring, Sebring Plus | 21043 |
| TRAILDUSTER | | | |
| 3.7L L6 3687cc 225 CID | 1980 | Base; Exc.Air Cond | 22043 |
| 3.7L L6 3687cc 225 CID | 1980 | Base; For A/C Belt | 22043 |
| 5.2L V8 521cc 318 CID | 1980 | Base; Exc.Air Cond; Exc.Max Cooling | 22043 |
| 5.2L V8 521cc 318 CID | 1980 | Base; Exc.Air Cond; Max Cooling | 22043 |
| 5.2L V8 521cc 318 CID | 1981 | Base; Exc.Air Cond | 22043 |
| 5.2L V8 521cc 318 CID | 1980-1981 | Base; For A/C Belt | 22045 |
| 5.9L V8 360 CID | 1980-1981 | Base; Exc.Air Cond; Exc.Max Cooling | 22043 |
| 5.9L V8 360 CID | 1980-1981 | Base; Exc.Air Cond; Max Cooling | 22043 |
| 5.9L V8 360 CID | 1980-1981 | Base; For A/C Belt | 22045 |
| 7.2L V8 440 CID | 1974 | | 22045 |
| 7.2L V8 440 CID | 1975-1978 | | 22054 |
| 7.2L V8 721cc 440 CID | 1974 | | 22045 |
| 7.2L V8 7212cc 440 CID | 1974 | | 22045 |
| VALIANT (MEX) | | | |
| 3.7L L6 3700cc 225 CID | 1981 | | 21043 |
| 3.7L L6 3700cc 225 CID | 1981 | | 22026 |
| 3.7L L6 3700cc 225 CID | 1981 | | 22043 |
| VALIANT DUSTER (MEX) | | | |
| 3.7L L6 3700cc 225 CID | 1974-1976 | | 21043 |
| 3.7L L6 3700cc 225 CID | 1974-1976 | | 22026 |
| 3.7L L6 3700cc 225 CID | 1974-1976 | | 22043 |
| VALIANT SUPER BEE (MEX) | | | |
| 5.2L V8 5200cc 318 CID | 1969-1975 | | 21043 |
| 5.2L V8 5200cc 318 CID | 1969-1975 | | 22026 |
| 5.2L V8 5200cc 318 CID | 1969-1975 | | 22043 |
| 5.9L V8 5900cc 360 CID | 1974-1979 | | 21043 |
| 5.9L V8 5900cc 360 CID | 1974-1979 | | 22026 |
| 5.9L V8 5900cc 360 CID | 1974-1979 | | 22043 |
| VOLARE | | | |
| 3.7L L6 3687cc 225 CID | 1980 | Base; For A/C Belt | 22043 |
| 3.7L L6 3687cc 225 CID | 1976-1979 | | 22026 |
| 3.7L L6 3687cc 225 CID | 1977-1979 | | 22026 |
| 5.2L V8 318 CID | 1980 | Base; Exc.Air Cond | 22043 |
| 5.2L V8 318 CID | 1980 | Base; Exc.Max Cooling | 22043 |
| 5.2L V8 318 CID | 1980 | Base; Max Cooling | 22045 |
| 5.2L V8 318 CID | 1976-1979 | | 22026 |
| 5.9L V8 360 CID | 1980 | Base; Exc.Max Cooling | 22043 |
| 5.9L V8 360 CID | 1980 | Base; Max Cooling | 22045 |
| 5.9L V8 360 CID | 1976-1979 | | 22026 |
| VOLARE (MEX) | | | |
| 3.7L L6 3700cc 225 CID | 1981-1982 | | 22026 |
| VOYAGER | | | |
| 3.7L L6 3688cc 225 CID | 1975 | | 22043 |
| 5.2L V8 5212cc 318 CID | 1975 | | 22043 |
| 5.9L V8 5900cc 360 CID | 1975 | | 22043 |
| PONTIAC | | | |
| ASTRE | | | |
| 2.5L L4 2474cc 151 CID | 1977 | | 21049 |
| BONNEVILLE | | | |
| 3.8L V6 3800cc 231 CID | 1981 | Brougham; Exc.Air Cond | 22049 |
| 3.8L V6 3800cc 231 CID | 1981 | Brougham; For A/C Belt | 22043 |
| 3.8L V6 3800cc 231 CID | 1980-1981 | Base; Exc.Air Cond | 22049 |
| 3.8L V6 3800cc 231 CID | 1980-1981 | Base; For A/C Belt | 22043 |
| 3.8L V6 3800cc 231 CID | 1982-1986 | Base, Brougham | 22049 |
| 3.8L V6 3800cc 231 CID | 1984-1986 | LE | 22049 |
| 4.1L V6 252 CID | 1982 | Base, Brougham | 22049 |
| 4.3L V6 262 CID | 1986 | Base, Brougham, LE | 22049 |
| 4.3L V8 265 CID | 1980-1981 | Base, Brougham | 22045 |
| 4.9L V8 301 CID | 1980 | Base, Brougham, Safari | 22045 |
| 4.9L V8 301 CID | 1977-1979 | | 22045 |

| Engine | Years | Application | USMW |
|---------------------------|-----------|--|-------|
| PONTIAC (CONT.) | | | |
| BONNEVILLE (CONT.) | | | |
| 5.0L V8 305 CID | 1984 | LE; Exc.Heavy Duty Cooling; For A/C Belt | 22049 |
| 5.0L V8 305 CID | 1984 | LE; For A/C Belt; Heavy Duty Cooling | 22045 |
| 5.0L V8 305 CID | 1983-1984 | Base, Brougham; Exc.Heavy Duty Cooling; For A/C Belt | 22049 |
| 5.0L V8 305 CID | 1983-1984 | Base, Brougham; For A/C Belt; Heavy Duty Cooling | 22045 |
| 5.0L V8 305 CID | 1983-1986 | Base, Brougham; Exc.Air Cond | 22049 |
| 5.0L V8 305 CID | 1984-1986 | LE; Exc.Air Cond | 22049 |
| 5.0L V8 305 CID | 1985-1986 | Base, Brougham, LE; For A/C Belt | 22049 |
| 5.0L V8 307 CID | 1981 | Base, Brougham, Safari; Code OJ,OL | 22049 |
| 5.0L V8 307 CID | 1981 | Base, Brougham, Safari; Code OM | 22045 |
| 5.7L V8 350 CID | 1980 | Brougham, Safari, Base, Brougham, Safari | 22049 |
| 5.7L V8 350 CID | 1984 | LE | 22045 |
| 5.7L V8 350 CID | 1977-1979 | | 22045 |
| 5.7L V8 350 CID | 1980-1981 | Base, Brougham, Safari; Exc.Heavy Duty Cooling | 22049 |
| 5.7L V8 350 CID | 1980-1981 | Base, Brougham, Safari; Heavy Duty Cooling | 22045 |
| 5.7L V8 350 CID | 1982-1984 | Base, Brougham | 22045 |
| 5.7L V8 5733cc 350 CID | 1970-1974 | | 22045 |
| 6.4L V8 389 CID | 1959-1962 | | 22045 |
| 6.4L V8 6376cc 389 CID | 1959-1966 | | 22045 |
| 6.6L V8 400 CID | 1975-1978 | | 22045 |
| 6.6L V8 403 CID | 1977-1979 | | 22045 |
| 6.6L V8 6555cc 400 CID | 1967-1974 | | 22045 |
| 6.6L V8 6556cc 400 CID | 1972-1974 | | 22045 |
| 6.9L V8 6900cc 421 CID | 1963-1966 | | 22045 |
| 7.0L V8 428 CID | 1968-1969 | | 22045 |
| 7.0L V8 7014cc 428 CID | 1967-1969 | | 22045 |
| 7.5L V8 455 CID | 1970-1976 | | 22045 |
| 7.5L V8 7456cc 455 CID | 1970-1974 | | 22045 |
| 7.5L V8 7457cc 455 CID | 1973-1974 | | 22045 |
| CATALINA | | | |
| 3.8L V6 3800cc 231 CID | 1980-1981 | Base; Exc.Air Cond | 22049 |
| 3.8L V6 3800cc 231 CID | 1980-1981 | Base; For A/C Belt | 22043 |
| 4.3L V8 265 CID | 1980-1981 | Base | 22045 |
| 4.9L V8 301 CID | 1980 | Base, Safari | 22045 |
| 4.9L V8 301 CID | 1977-1979 | | 22045 |
| 5.0L V8 307 CID | 1981 | Base, Safari; Code OJ,OL | 22049 |
| 5.0L V8 307 CID | 1981 | Base, Safari; Code OM | 22045 |
| 5.7L V8 350 CID | 1980 | Safari, Base, Safari | 22049 |
| 5.7L V8 350 CID | 1976-1979 | | 22045 |
| 5.7L V8 350 CID | 1980-1981 | Base, Safari; Exc.Heavy Duty Cooling | 22049 |
| 5.7L V8 350 CID | 1980-1981 | Base, Safari; Heavy Duty Cooling | 22045 |
| 5.7L V8 5733cc 350 CID | 1970-1974 | | 22045 |
| 5.7L V8 5737cc 350 CID | 1972-1973 | | 22045 |
| 6.4L V8 6376cc 389 CID | 1959-1966 | | 22045 |
| 6.6L V8 400 CID | 1975-1978 | | 22045 |
| 6.6L V8 403 CID | 1977-1979 | | 22045 |
| 6.6L V8 6555cc 400 CID | 1967-1974 | | 22045 |
| 6.6L V8 6556cc 400 CID | 1972-1974 | | 22045 |
| 6.9L V8 6900cc 421 CID | 1961-1966 | | 22045 |
| 7.0L V8 428 CID | 1968-1969 | | 22045 |
| 7.0L V8 7014cc 428 CID | 1967-1969 | | 22045 |
| 7.5L V8 455 CID | 1970-1976 | | 22045 |
| 7.5L V8 7456cc 455 CID | 1970-1974 | | 22045 |
| 7.5L V8 7457cc 455 CID | 1972-1974 | | 22045 |
| EXECUTIVE | | | |
| 7.0L V8 7014cc 428 CID | 1967-1969 | | 22045 |
| 7.5L V8 7456cc 455 CID | 1970 | | 22045 |
| FIREBIRD | | | |
| 2.5L L4 2474cc 151 CID | 1982-1984 | S/E | 22049 |
| 2.5L L4 2474cc 151 CID | 1982-1986 | Base | 22049 |
| 2.8L V6 173 CID | 1982-1984 | Base, S/E | 22049 |
| 3.8L V6 3800cc 231 CID | 1981 | Formula; Exc.Air Cond | 22043 |
| 3.8L V6 3800cc 231 CID | 1981 | Formula; For A/C Belt | 22043 |
| 3.8L V6 3800cc 231 CID | 1980-1981 | Base; Exc.Air Cond | 22043 |
| 3.8L V6 3800cc 231 CID | 1980-1981 | Base; For A/C Belt | 22043 |
| 3.8L V6 3800cc 231 CID | 1980-1981 | Esprit; Exc.Air Cond | 22043 |

| Engine | Years | Application | USMW |
|------------------------|-----------|--|-------|
| 3.8L V6 3800cc 231 CID | 1980-1981 | Esprit; For A/C Belt | 22043 |
| 4.1L L6 4098cc 250 CID | 1968-1969 | Base, Sprint | 21049 |
| 4.1L L6 4098cc 250 CID | 1970-1974 | Base | 21049 |
| 4.1L L6 4098cc 250 CID | 1973-1976 | Base, Esprit | 21049 |
| 4.3L V8 265 CID | 1981 | Base, Esprit, Formula | 22045 |
| 4.9L V8 301 CID | 1980 | Base, Esprit, Formula, Trans Am; Code PD | 22045 |
| 4.9L V8 301 CID | 1977-1979 | | 22045 |
| 4.9L V8 301 CID | 1980-1981 | Base, Esprit, Formula, Trans Am; Code FC | 22049 |
| 4.9L V8 301 CID | 1980-1981 | Base, Esprit, Formula, Trans Am; Code PN | 22043 |
| 4.9L V8 301 CID | 1980-1981 | Base, Esprit, Formula; Code CU,FB | 22045 |
| 4.9L V8 301 CID | 1980-1981 | Formula | 22045 |
| 4.9L V8 301 CID | 1980-1981 | Trans Am | 22045 |
| 4.9L V8 301 CID | 1980-1981 | Trans Am; Code CU,FB | 22045 |
| 5.0L V8 305 CID | 1980 | Base, Esprit; Code CB | 22049 |
| 5.0L V8 305 CID | 1980 | Base, Esprit; Code CY | 22045 |
| 5.0L V8 305 CID | 1981 | Formula, Trans Am; Code PZ | 22049 |
| 5.0L V8 305 CID | 1985 | Trans Am; Exc.Heavy Duty Cooling | 22045 |
| 5.0L V8 305 CID | 1985 | Trans Am; Heavy Duty Cooling | 22045 |
| 5.0L V8 305 CID | 1977-1979 | | 22045 |
| 5.0L V8 305 CID | 1980-1981 | Formula, Trans Am; Code CB | 22049 |
| 5.0L V8 305 CID | 1980-1981 | Formula, Trans Am; Code CY | 22045 |
| 5.0L V8 305 CID | 1982-1984 | Trans Am | 22045 |
| 5.0L V8 305 CID | 1982-1985 | Base, S/E | 22045 |
| 5.3L V8 5359cc 326 CID | 1967 | Base | 21049 |
| 5.7L V8 350 CID | 1968-1979 | | 22045 |
| 5.7L V8 5733cc 350 CID | 1968-1974 | | 22045 |
| 5.7L V8 5737cc 350 CID | 1972-1974 | | 22045 |
| 6.6L V8 400 CID | 1967-1979 | | 22045 |
| 6.6L V8 403 CID | 1977-1979 | | 22045 |
| 6.6L V8 6555cc 400 CID | 1967-1974 | | 22045 |
| 7.5L V8 455 CID | 1971 | Esprit | 22045 |
| 7.5L V8 455 CID | 1971-1974 | Formula | 22045 |
| 7.5L V8 455 CID | 1971-1976 | Trans Am, | 22045 |
| 7.5L V8 7456cc 455 CID | 1971-1974 | Base, Esprit, Formula, Trans Am, | 22045 |
| GRAND AM | | | |
| 4.9L V8 301 CID | 1980 | Base | 22045 |
| 4.9L V8 301 CID | 1978-1979 | | 22045 |
| 5.0L V8 305 CID | 1980 | Base | 22045 |
| 5.0L V8 305 CID | 1978-1979 | | 22045 |
| 5.7L V8 350 CID | 1975 | | 22045 |
| 5.7L V8 5733cc 350 CID | 1973-1974 | | 22045 |
| 5.7L V8 5737cc 350 CID | 1973 | | 22045 |
| 6.6L V8 400 CID | 1975 | | 22045 |
| 6.6L V8 6555cc 400 CID | 1973-1974 | | 22045 |
| 6.6L V8 6556cc 400 CID | 1974 | | 22045 |
| 7.5L V8 455 CID | 1973-1975 | | 22045 |
| 7.5L V8 7456cc 455 CID | 1973-1974 | | 22045 |
| 7.5L V8 7457cc 455 CID | 1974 | | 22045 |
| GRAND LEMANS | | | |
| 3.8L V6 229 CID | 1980 | Base, Safari; Exc.Air Cond | 22043 |
| 3.8L V6 229 CID | 1980 | Base, Safari; For A/C Belt | 22049 |
| 3.8L V6 3800cc 231 CID | 1980-1981 | Base, Safari; Exc.Air Cond | 22049 |
| 3.8L V6 3800cc 231 CID | 1980-1981 | Base, Safari; For A/C Belt | 22043 |
| 4.1L L6 4098cc 250 CID | 1975-1976 | Base | 21049 |
| 4.3L V8 265 CID | 1980-1981 | Base, Safari | 22045 |
| 4.9L V8 301 CID | 1980 | Base, Safari | 22045 |
| 4.9L V8 301 CID | 1981 | Safari; Code FC | 22026 |
| 4.9L V8 301 CID | 1981 | Safari; Code PD | 22045 |
| 5.0L V8 305 CID | 1980 | Base, Safari | 22045 |
| 5.0L V8 4998cc 305 CID | 1978 | Base, Safari | 21043 |
| 5.7L V8 5736cc 350 CID | 1976 | Base | 22043 |
| 5.7L V8 5736cc 350 CID | 1977 | Base, Safari | 22043 |
| 6.6L V8 400 CID | 1975-1977 | Base | 22045 |
| 6.6L V8 400 CID | 1975-1977 | Safari | 22045 |
| 6.6L V8 403 CID | 1977 | Base, Safari | 22045 |
| 7.5L V8 455 CID | 1975-1976 | Base | 22045 |
| GRAND PRIX | | | |
| 3.8L V6 3800cc 231 CID | 1981 | Brougham; Exc.Air Cond | 22049 |
| 3.8L V6 3800cc 231 CID | 1981 | Brougham; For A/C Belt | 22043 |

| Engine | Years | Application | USMW |
|---------------------------|-----------|--|-------|
| PONTIAC (CONT.) | | | |
| GRAND PRIX (CONT.) | | | |
| 3.8L V6 3800cc 231 CID | 1980-1981 | Base, LJ; Exc.Air Cond | 22049 |
| 3.8L V6 3800cc 231 CID | 1980-1981 | Base, LJ; For A/C Belt | 22043 |
| 3.8L V6 3800cc 231 CID | 1982-1983 | LJ | 22049 |
| 3.8L V6 3800cc 231 CID | 1982-1987 | Base, Brougham | 22049 |
| 3.8L V6 3800cc 231 CID | 1984-1987 | LE | 22049 |
| 4.1L V6 252 CID | 1982 | Base, Brougham, LJ | 22049 |
| 4.3L V6 262 CID | 1986-1987 | Base, Brougham, LE | 22049 |
| 4.3L V8 265 CID | 1981 | Brougham | 22045 |
| 4.3L V8 265 CID | 1980-1981 | Base, LJ | 22045 |
| 4.9L V8 301 CID | 1980 | Base, LJ, SJ | 22045 |
| 4.9L V8 301 CID | 1977-1979 | | 22045 |
| 5.0L V8 305 CID | 1980 | Base, LJ, SJ | 22045 |
| 5.0L V8 305 CID | 1983 | LJ | 22042 |
| 5.0L V8 305 CID | 1984 | LE | 22042 |
| 5.0L V8 305 CID | 1978-1979 | | 22045 |
| 5.0L V8 305 CID | 1983-1984 | Base, Brougham | 22042 |
| 5.0L V8 305 CID | 1985-1987 | Base, Brougham, LE | 22049 |
| 5.7L V8 350 CID | 1984 | LE; Exc.Heavy Duty Cooling | 22049 |
| 5.7L V8 350 CID | 1984 | LE; Heavy Duty Cooling | 22045 |
| 5.7L V8 350 CID | 1976-1977 | | 22045 |
| 5.7L V8 350 CID | 1981-1983 | LJ; Exc.Heavy Duty Cooling | 22049 |
| 5.7L V8 350 CID | 1981-1983 | LJ; Heavy Duty Cooling | 22045 |
| 5.7L V8 350 CID | 1981-1984 | Base, Brougham; Exc.Heavy Duty Cooling | 22049 |
| 5.7L V8 350 CID | 1981-1984 | Base, Brougham; Heavy Duty Cooling | 22045 |
| 6.4L V8 6376cc 389 CID | 1962-1966 | | 22045 |
| 6.6L V8 400 CID | 1975-1977 | | 22045 |
| 6.6L V8 403 CID | 1977 | | 22045 |
| 6.6L V8 6555cc 400 CID | 1967-1974 | | 22045 |
| 6.6L V8 6556cc 400 CID | 1972-1974 | | 22045 |
| 6.9L V8 6900cc 421 CID | 1963-1966 | | 22045 |
| 7.0L V8 428 CID | 1968-1969 | | 22045 |
| 7.0L V8 7014cc 428 CID | 1967-1969 | | 22045 |
| 7.5L V8 455 CID | 1970-1976 | | 22045 |
| 7.5L V8 7456cc 455 CID | 1970-1974 | | 22045 |
| 7.5L V8 7457cc 455 CID | 1973 | | 22045 |
| GRAND SAFARI | | | |
| 6.6L V8 400 CID | 1976-1978 | | 22045 |
| 6.6L V8 403 CID | 1977-1978 | | 22045 |
| 7.5L V8 455 CID | 1971-1976 | | 22045 |
| 7.5L V8 7456cc 455 CID | 1971-1974 | | 22045 |
| 7.5L V8 7457cc 455 CID | 1972-1974 | | 22045 |
| GRAND SAFARI S/W | | | |
| 6.6L V8 6556cc 400 CID | 1973-1975 | | 21049 |
| GRANDVILLE | | | |
| 6.6L V8 6556cc 400 CID | 1973-1975 | | 21049 |
| 7.5L V8 455 CID | 1975 | Brougham | 22045 |
| 7.5L V8 455 CID | 1971-1974 | Base | 22045 |
| 7.5L V8 455 CID | 1971-1975 | | 22045 |
| 7.5L V8 7456cc 455 CID | 1971-1974 | Base | 22045 |
| 7.5L V8 7457cc 455 CID | 1972-1974 | Base | 22045 |
| GTO | | | |
| 6.4L V8 6376cc 389 CID | 1964-1966 | | 22045 |
| 6.6L V8 400 CID | 1970 | | 22045 |
| 6.6L V8 6555cc 400 CID | 1967-1973 | | 22045 |
| 7.5L V8 455 CID | 1970-1973 | | 22045 |
| 7.5L V8 7456cc 455 CID | 1970-1973 | | 22045 |
| LAURENTIAN | | | |
| 7.5L V8 455 CID | 1976 | | 22045 |
| 7.5L V8 7456cc 455 CID | 1971-1974 | | 22045 |
| LEMANS | | | |
| 3.8L V6 229 CID | 1980 | Base, Safari; Exc.Air Cond | 22043 |
| 3.8L V6 229 CID | 1980 | Base, Safari; For A/C Belt | 22049 |
| 3.8L V6 3800cc 231 CID | 1980-1981 | Base, Safari; Exc.Air Cond | 22049 |
| 3.8L V6 3800cc 231 CID | 1980-1981 | Base, Safari; For A/C Belt | 22043 |
| 4.1L L6 250 CID | 1968-1976 | | 22045 |
| 4.1L L6 4097cc 250 CID | 1968-1974 | | 22045 |

| Engine | Years | Application | USMW |
|------------------------|-----------|---|-------|
| 4.1L L6 4098cc 250 CID | 1968-1974 | | 22045 |
| 4.3L V8 265 CID | 1980-1981 | Base, Safari | 22045 |
| 4.9L V8 301 CID | 1980 | Base, Safari | 22045 |
| 4.9L V8 301 CID | 1981 | Safari; Code FC | 22026 |
| 4.9L V8 301 CID | 1981 | Safari; Code PD | 22045 |
| 4.9L V8 301 CID | 1977-1979 | | 22045 |
| 5.0L V8 305 CID | 1980 | Base, Safari | 22045 |
| 5.0L V8 305 CID | 1977-1979 | | 22045 |
| 5.7L V8 350 CID | 1972-1979 | | 22045 |
| 5.7L V8 5733cc 350 CID | 1968-1974 | | 22045 |
| 5.7L V8 5737cc 350 CID | 1972-1974 | | 22045 |
| 6.6L V8 400 CID | 1972-1977 | | 22045 |
| 6.6L V8 403 CID | 1977 | | 22045 |
| 6.6L V8 6555cc 400 CID | 1968-1971 | | 22045 |
| 6.6L V8 6556cc 400 CID | 1972-1975 | Base | 22045 |
| 6.6L V8 6556cc 400 CID | 1973-1975 | Base, Safari, Sport | 22045 |
| 7.5L V8 455 CID | 1970-1974 | | 22045 |
| 7.5L V8 7456cc 455 CID | 1970-1974 | | 22045 |
| 7.5L V8 7457cc 455 CID | 1972-1973 | | 22045 |
| PARISIENNE | | | |
| 3.8L V6 3800cc 231 CID | 1984 | Base, Brougham | 22049 |
| 4.3L V6 262 CID | 1985 | Base, Brougham; For A/C Belt | 22045 |
| 4.3L V6 262 CID | 1986 | Base, Brougham; Code CM,FC,KC; For A/C Belt; Heavy Duty Cooling | 22045 |
| 4.3L V6 262 CID | 1986 | Base; Code CB; For A/C Belt; Heavy Duty Cooling | 22049 |
| 4.3L V6 262 CID | 1986 | Base; Exc.Heavy Duty Cooling; For A/C Belt | 22049 |
| 4.3L V6 262 CID | 1986 | Brougham; Code CB; For A/C Belt; Heavy Duty Cooling | 22049 |
| 4.3L V6 262 CID | 1986 | Brougham; Exc.Heavy Duty Cooling; For A/C Belt | 22049 |
| 4.3L V6 262 CID | 1985-1986 | Base, Brougham; Exc.Air Cond | 22049 |
| 5.0L V8 305 CID | 1985 | Base, Brougham; Code AD,CU,CX,FB; For A/C Belt | 22049 |
| 5.0L V8 305 CID | 1985 | Base, Brougham; Code CY; For A/C Belt | 22045 |
| 5.0L V8 305 CID | 1983-1986 | Base, Brougham; Exc.Air Cond | 22049 |
| 5.0L V8 305 CID | 1983-1986 | Base, Brougham; Exc.Heavy Duty Cooling; For A/C Belt | 22049 |
| 5.0L V8 305 CID | 1983-1986 | Base, Brougham; For A/C Belt; Heavy Duty Cooling | 22045 |
| 5.0L V8 307 CID | 1986 | Base, Brougham | 22049 |
| 5.7L V8 350 CID | 1983-1985 | Base, Brougham; Exc.Heavy Duty Cooling | 22049 |
| 5.7L V8 350 CID | 1983-1985 | Base, Brougham; Heavy Duty Cooling | 22045 |
| 7.5L V8 455 CID | 1976 | | 22045 |
| 7.5L V8 7456cc 455 CID | 1970-1974 | | 22045 |
| PHOENIX | | | |
| 2.5L L4 2474cc 151 CID | 1977-1978 | | 21049 |
| 5.0L V8 4998cc 305 CID | 1977-1979 | | 21049 |
| 5.7L V8 5736cc 350 CID | 1977-1979 | | 21049 |
| 5.7L V8 5736cc 350 CID | 1977-1979 | | 22049 |
| SAFARI | | | |
| 5.0L V8 307 CID | 1987-1989 | Base | 22049 |
| STAR CHIEF | | | |
| 6.4L V8 6376cc 389 CID | 1959-1966 | | 22045 |
| 6.9L V8 6900cc 421 CID | 1963-1966 | | 22045 |
| SUNBIRD | | | |
| 2.5L L4 2474cc 151 CID | 1979 | Base | 21049 |
| 2.5L L4 2474cc 151 CID | 1980 | Base; For A/C Belt | 22049 |
| 2.5L L4 2474cc 151 CID | 1977-1978 | | 21049 |
| 3.8L V6 231 CID | 1976-1977 | | 22042 |
| 3.8L V6 3800cc 231 CID | 1980 | Base; Exc.Heavy Duty Cooling | 22043 |
| 3.8L V6 3800cc 231 CID | 1980 | Base; Heavy Duty Cooling | 22042 |
| 3.8L V6 3800cc 231 CID | 1977-1979 | | 22042 |
| 5.0L V8 4998cc 305 CID | 1978-1979 | Base | 21049 |
| T1000 | | | |
| 1.6L L4 98 CID | 1981-1987 | Base; For A/C Belt | 22013 |
| TEMPEST | | | |
| 4.1L L6 4098cc 250 CID | 1970 | Base | 21049 |
| 4.1L L6 4098cc 250 CID | 1968-1969 | | 21049 |
| 5.7L V8 5733cc 350 CID | 1968-1970 | | 22045 |
| 6.4L V8 6376cc 389 CID | 1961 | | 22045 |

| Engine | Years | Application | USMW |
|------------------------|-----------|--|-------|
| PONTIAC (CONT.) | | | |
| TEMPEST (CONT.) | | | |
| 6.6L V8 6555cc 400 CID | 1968-1970 | | 22045 |
| VENTURA | | | |
| 2.5L L4 2474cc 151 CID | 1977 | Base | 21049 |
| 4.1L L6 4098cc 250 CID | 1974 | Base, Custom | 21049 |
| 4.1L L6 4098cc 250 CID | 1971-1976 | | 21049 |
| 4.3L V8 260 CID | 1975 | Custom, S | 22045 |
| 4.3L V8 260 CID | 1975-1976 | Base, SJ | 22045 |
| 4.9L V8 301 CID | 1977 | | 22045 |
| 5.0L V8 305 CID | 1977 | | 22045 |
| 5.0L V8 5031cc 307 CID | 1971-1973 | | 22045 |
| 5.7L V8 350 CID | 1975-1977 | | 22045 |
| 5.7L V8 5733cc 350 CID | 1971-1974 | | 22045 |
| 5.7L V8 5737cc 350 CID | 1972-1974 | | 22045 |
| 6.4L V8 6376cc 389 CID | 1960-1961 | Base | 22045 |
| 6.9L V8 6900cc 421 CID | 1961 | | 22045 |
| RAM | | | |
| 1500 | | | |
| 3.0L V6 2987cc 182 CID | 2015 | Limited | 22059 |
| 3.0L V6 2987cc 182 CID | 2014-2015 | Big Horn, Laramie, Laramie Limited, Laramie Longhorn, Lone Star, Outdoorsman, SLT, Tradesman | 22059 |
| 4.7L V8 285 CID | 2011 | SLT, ST | 22150 |
| 4.7L V8 285 CID | 2012 | SLT, ST, Tradesman | 22150 |
| 4.7L V8 285 CID | 2013 | SLT | 22150 |
| 4.7L V8 285 CID | 2013 | Tradesman | 22150 |
| 5.7L V8 345 CID | 2012 | Outdoorsman, Tradesman HD | 22059 |
| 5.7L V8 345 CID | 2013 | R/T | 22059 |
| 5.7L V8 345 CID | 2015 | Limited, Rebel | 22059 |
| 5.7L V8 345 CID | 2011-2012 | ST | 22059 |
| 5.7L V8 345 CID | 2011-2015 | Laramie, Laramie Longhorn, SLT, Sport, Tradesman | 22059 |
| 5.7L V8 345 CID | 2012-2015 | Big Horn, Express | 22059 |
| 5.7L V8 345 CID | 2014-2015 | HFE, Laramie Limited, Lone Star, Special Service | 22059 |
| 5.7L V8 345 CID | 2014-2015 | Outdoorsman | 22059 |
| 2500 | | | |
| 5.7L V8 345 CID | 2013 | ST | 22059 |
| 5.7L V8 345 CID | 2011-2012 | SLT, ST | 22059 |
| 5.7L V8 345 CID | 2011-2013 | Power Wagon | 22059 |
| 5.7L V8 345 CID | 2011-2015 | Laramie, Laramie Longhorn | 22059 |
| 5.7L V8 345 CID | 2012-2015 | Outdoorsman, SLT | 22059 |
| 5.7L V8 345 CID | 2013-2015 | Big Horn, Lone Star, SLT, Tradesman | 22059 |
| 5.7L V8 345 CID | 2014-2015 | Laramie Limited | 22059 |
| 6.4L V8 6424cc 392 CID | 2014-2015 | Big Horn, Laramie, Laramie Limited, Laramie Longhorn, Lone Star, Outdoorsman, Power Wagon, SLT, Tradesman | 22035 |
| 6.7L L6 408 CID | 2012 | Outdoorsman | 22345 |
| 6.7L L6 408 CID | 2013 | ST | 22347 |
| 6.7L L6 408 CID | 2014 | Laramie Limited | 22347 |
| 6.7L L6 408 CID | 2011-2012 | Laramie, Laramie Longhorn, SLT, ST | 22345 |
| 6.7L L6 408 CID | 2013-2014 | Big Horn, Laramie, Laramie Longhorn, Lone Star, Outdoorsman, SLT, Tradesman | 22347 |
| 3500 | | | |
| 5.7L V8 345 CID | 2011-2013 | ST | 22059 |
| 5.7L V8 345 CID | 2011-2015 | Laramie, SLT | 22059 |
| 5.7L V8 345 CID | 2013-2015 | Big Horn, Laramie Longhorn, Lone Star, Tradesman | 22059 |
| 5.7L V8 345 CID | 2014-2015 | Laramie Limited | 22059 |
| 6.4L V8 6424cc 392 CID | 2014-2015 | Big Horn, Laramie, Laramie Longhorn, Lone Star, SLT, Tradesman | 22035 |
| 6.7L L6 408 CID | 2011 | Cab & Chassis; Laramie, Cab & Chassis; SLT, Cab & Chassis; ST, Crew Cab Pickup; Laramie, Crew Cab Pickup; Laramie Longhorn, Crew Cab Pickup; SLT, Crew Cab Pickup; ST, Extended Crew Cab Pickup; Laramie, Extended Crew Cab Pickup; Laramie Longhorn, Extended Crew Cab Pickup; SLT, SLT; Standard Cab Pickup, ST; | 22345 |
| 6.7L L6 408 CID | 2012 | Laramie, Laramie Longhorn, SLT, ST | 22345 |

| Engine | Years | Application | USMW |
|------------------------|-----------|--|-------|
| 6.7L L6 408 CID | 2013 | ST | 22347 |
| 6.7L L6 408 CID | 2014 | Laramie Limited | 22347 |
| 6.7L L6 408 CID | 2013-2014 | Big Horn, Laramie, Laramie Longhorn, Lone Star, SLT, Tradesman | 22347 |
| 4500 | | | |
| 6.4L V8 6424cc 392 CID | 2014-2015 | Laramie, SLT, Tradesman | 22035 |
| 6.7L L6 408 CID | 2013 | ST | 22347 |
| 6.7L L6 408 CID | 2011-2012 | Laramie, SLT, ST | 22345 |
| 6.7L L6 408 CID | 2013-2014 | Laramie, SLT, Tradesman | 22347 |
| 5500 | | | |
| 6.4L V8 6424cc 392 CID | 2014-2015 | Laramie, SLT, Tradesman | 22035 |
| 6.7L L6 408 CID | 2013 | ST | 22347 |
| 6.7L L6 408 CID | 2011-2012 | Laramie, SLT, ST | 22345 |
| 6.7L L6 408 CID | 2013-2014 | Laramie, SLT, Tradesman | 22347 |
| DAKOTA | | | |
| 3.7L V6 226 CID | 2011 | Big Horn, Laramie, SLT, ST | 22170 |
| 4.7L V8 285 CID | 2011 | Big Horn, Laramie, SLT, TRX4 | 22170 |
| SAAB | | | |
| 9-7X | | | |
| 4.2L L6 256 CID | 2005 | Linear | 22310 |
| 4.2L L6 256 CID | 2006-2007 | 4.2i | 22310 |
| 4.2L L6 256 CID | 2008-2009 | 4.2i | 22627 |
| 5.3L V8 5328cc 325 CID | 2005 | Arc | 22310 |
| 5.3L V8 5328cc 325 CID | 2006-2007 | 5.3i | 22310 |
| 5.3L V8 5328cc 325 CID | 2008-2009 | 5.3i | 22627 |
| 6.0L V8 5967cc 364 CID | 2008-2009 | Aero | 22627 |
| SUBARU | | | |
| DL | | | |
| 1.8L H4 1781cc | 1985-1989 | Base | 22405 |
| GL | | | |
| 1.8L H4 1781cc | 1985 | Base, Turbo | 22405 |
| 1.8L H4 1781cc | 1986-1989 | Base | 22405 |
| 1.8L H4 1781cc | 1986-1989 | Turbo | 22405 |
| GL-10 | | | |
| 1.8L H4 1781cc | 1985-1989 | Base | 22405 |
| 1.8L H4 1781cc | 1986-1989 | Turbo | 22405 |
| LOYALE | | | |
| 1.8L H4 1781cc | 1990 | RS Turbo, Turbo | 22405 |
| 1.8L H4 1781cc | 1991-1994 | Base | 22405 |
| RX | | | |
| 1.8L H4 1781cc | 1986-1989 | Turbo | 22405 |
| XT | | | |
| 1.8L H4 1781cc | 1985 | DL, GL, GL-10 Turbo | 22406 |
| 1.8L H4 1781cc | 1986 | GL; From 05/1986 | 22405 |
| 1.8L H4 1781cc | 1986 | GL; To 04/1986 | 22406 |
| 1.8L H4 1781cc | 1987 | GL; Naturally Aspirated, GL; Turbocharged, GL-10; From 05/1986 | 22405 |
| 1.8L H4 1781cc | 1987 | GL; Naturally Aspirated, GL; Turbocharged, GL-10; To 04/1986 | 22406 |
| 1.8L H4 1781cc | 1988 | DL | 22405 |
| 1.8L H4 1781cc | 1986-1987 | DL, GL-10 Turbo; From 05/1986 | 22405 |
| 1.8L H4 1781cc | 1986-1987 | DL, GL-10 Turbo; To 04/1986 | 22406 |
| 1.8L H4 1781cc | 1988-1991 | GL | 22405 |
| 2.7L H6 2672cc | 1988 | XT6 | 22405 |
| SUZUKI | | | |
| EQUATOR | | | |
| 2.5L L4 2500cc | 2009-2012 | Base, Premium | 22182 |
| 4.0L V6 3954cc | 2009 | Base | 22182 |
| 4.0L V6 3954cc | 2009-2012 | RMZ-4, Sport | 22182 |
| GRAND VITARA | | | |
| 2.5L V6 2500cc | 1999 | JS, JS Plus | 22033 |
| 2.5L V6 2500cc | 2001 | JLS Plus SE, JLX Plus SE | 22033 |
| 2.5L V6 2500cc | 2003 | Base | 22033 |
| 2.5L V6 2500cc | 1999-2001 | JLX Plus | 22033 |
| 2.5L V6 2500cc | 1999-2002 | JLX | 22033 |
| 2.5L V6 2500cc | 2000-2001 | JLS Plus | 22033 |

| Engine | Years | Application | USMW |
|-----------------------------|-----------|---|-------|
| SUZUKI (CONT.) | | | |
| GRAND VITARA (CONT.) | | | |
| 2.5L V6 2500cc | 2000-2002 | JLS, Limited | 22033 |
| 2.5L V6 2500cc | 2004-2005 | EX, LX | 22033 |
| 2.7L V6 2737cc | 2001 | XL-7, XL-7 Limited, XL-7 Plus, XL-7 Touring | 22033 |
| SAMURAI | | | |
| 1.3L L4 1298cc 79 CID | 1991 | JS | 22068 |
| 1.3L L4 1298cc 79 CID | 1990-1995 | JL | 22068 |
| 1.3L L4 1298cc 79 CID | 1991-1993 | JA | 22068 |
| 1.3L L4 1325cc 81 CID | 1989 | Base | 22068 |
| 1.3L L4 1325cc 81 CID | 1986-1987 | JX SE | 22068 |
| 1.3L L4 1325cc 81 CID | 1986-1988 | JA, JX | 22068 |
| SIDEKICK | | | |
| 1.3L L4 1325cc 81 CID | 1989 | JA | 22068 |
| 1.6L L4 1590cc 97 CID | 1991 | JL | 22068 |
| 1.6L L4 1590cc 97 CID | 1989-1995 | JLX | 22068 |
| 1.6L L4 1590cc 97 CID | 1989-1998 | JX | 22068 |
| 1.6L L4 1590cc 97 CID | 1990-1998 | JS | 22068 |
| 1.8L L4 1840cc | 1996-1998 | JLX Sport, JX Sport | 22033 |
| 1.8L L4 1840cc | 1997-1998 | JS Sport | 22033 |
| VITARA | | | |
| 1.6L L4 1590cc 97 CID | 1999 | JS Plus, JX Plus | 22068 |
| 1.6L L4 1590cc 97 CID | 1999-2001 | JS, JX | 22068 |
| 1.6L L4 1590cc 97 CID | 2000-2001 | JLS, JLX | 22068 |
| 2.0L L4 2000cc | 1999 | JS Plus, JX Plus | 22033 |
| 2.0L L4 2000cc | 2003 | Base | 22033 |
| 2.0L L4 2000cc | 1999-2001 | JS, JX | 22033 |
| 2.0L L4 2000cc | 2000-2002 | JLS, JLX | 22033 |
| 2.5L V6 2500cc | 2004 | LX | 22033 |
| X-90 | | | |
| 1.6L L4 1590cc 97 CID | 1998 | SE | 22068 |
| 1.6L L4 1590cc 97 CID | 1996-1998 | Base | 22068 |
| XL-7 | | | |
| 2.7L V6 2700cc | 2002 | Base, Plus | 22033 |
| 2.7L V6 2700cc | 2004 | EX, LX | 22033 |
| 2.7L V6 2700cc | 2002-2003 | Limited, Touring | 22033 |
| 2.7L V6 2737cc | 2005 | EX, LX | 22033 |
| 2.7L V6 2737cc | 2006 | Base, Premium | 22033 |
| TOYOTA | | | |
| 4RUNNER | | | |
| 2.4L L4 2366cc | 1984-1989 | DLX | 22081 |
| 2.4L L4 2366cc | 1984-1995 | SR5 | 22081 |
| 2.7L L4 2694cc | 2010 | SR5 | 22020 |
| 2.7L L4 2694cc | 1996-2000 | Base | 22020 |
| 3.0L V6 2959cc | 1989 | DLX | 22076 |
| 3.0L V6 2959cc | 1994 | | 22076 |
| 3.0L V6 2959cc | 1995 | SR5 | 22021 |
| 3.0L V6 2959cc | 1988-1993 | SR5 | 22076 |
| 3.4L V6 3378cc | 2001 | Base | 22021 |
| 3.4L V6 3378cc | 1996-2002 | Limited, SR5 | 22021 |
| 4.0L V6 3956cc 241 CID | 2015 | TRD Pro | 22407 |
| 4.0L V6 3956cc 241 CID | 2003-2009 | Sport | 22407 |
| 4.0L V6 3956cc 241 CID | 2003-2015 | Limited | 22407 |
| 4.0L V6 3956cc 241 CID | 2003-2015 | SR5 | 22407 |
| 4.0L V6 3956cc 241 CID | 2010-2015 | Trail | 22407 |
| 4.7L V8 4663cc 285 CID | 2005 | Limited, Sport, SR5; From 11/04 | 22185 |
| 4.7L V8 4663cc 285 CID | 2005 | Limited, Sport, SR5; To 11/04 | 22184 |
| 4.7L V8 4663cc 285 CID | 2003-2004 | Limited, Sport, SR5 | 22184 |
| 4.7L V8 4663cc 285 CID | 2006-2009 | Limited | 22185 |
| 4.7L V8 4663cc 285 CID | 2006-2009 | Sport, SR5 | 22185 |
| CARINA | | | |
| 1.6L L4 1588cc | 1972-1973 | | 22080 |
| 1.6L L4 1588cc 97 CID | 1973 | | 22080 |
| CELICA | | | |
| 2.2L L4 2189cc | 1980 | GT, ST | 22081 |
| 2.2L L4 2189cc | 1975-1979 | | 22081 |
| 2.4L L4 2366cc | 1981-1985 | GT, ST | 22081 |

| Engine | Years | Application | USMW |
|------------------------|-----------|-----------------------------|-------|
| 2.4L L4 2366cc | 1983-1985 | GTS | 22081 |
| 2.6L L6 2563cc | 1979 | | 22085 |
| 2.6L L6 2563cc | 1980 | Supra | 22085 |
| 2.8L L6 2754cc | 1982-1986 | Supra | 22085 |
| 2.8L L6 2759cc | 1981 | Supra | 22085 |
| COROLLA | | | |
| 1.2L L4 1166cc 71 CID | 1979-1976 | Custom | 22080 |
| 1.6L L4 1587cc | 1983 | Base, DLX, SR5 | 22080 |
| 1.6L L4 1587cc | 1984-1987 | Sport DLX, Sport SR5 | 22080 |
| 1.6L L4 1587cc | 1985-1987 | Sport GTS | 22080 |
| 1.6L L4 1588cc | 1971-1978 | | 22080 |
| 1.6L L4 1588cc 97 CID | 1971-1974 | | 22080 |
| 1.8L L4 1770cc | 1980-1982 | Base, DLX, SR5 | 22080 |
| CORONA | | | |
| 2.2L L4 2189cc | 1980 | DLX, LE | 22081 |
| 2.2L L4 2189cc | 1975-1979 | | 22081 |
| 2.4L L4 2366cc | 1981-1982 | DLX, LE | 22081 |
| CRESSIDA | | | |
| 2.6L L6 2563cc | 1980 | Naturally Aspirated, Base | 22085 |
| 2.6L L6 2563cc | 1978-1979 | | 22085 |
| 2.8L L6 2754cc | 1983-1988 | Naturally Aspirated, Luxury | 22085 |
| 2.8L L6 2759cc | 1981-1982 | Naturally Aspirated, Luxury | 22085 |
| 3.0L L6 2954cc | 1989-1992 | Naturally Aspirated, Luxury | 22085 |
| FJ CRUISER | | | |
| 4.0L V6 3956cc 241 CID | 2007 | TRD Special Edition | 22407 |
| 4.0L V6 3956cc 241 CID | 2008 | Trail Teams Special Edition | 22407 |
| 4.0L V6 3956cc 241 CID | 2007-2014 | Base | 22407 |
| HIACE (MEX) | | | |
| 2694 L4 2.7Lcc 164 CID | 2015-1976 | | 22020 |
| HIACE DX (MEX) | | | |
| 2.7L L4 2694cc CID | 2010-1976 | | 22020 |
| HIACE GL (MEX) | | | |
| 2.7L L4 2694cc CID | 2010-1976 | | 22020 |
| HILUX (MEX) | | | |
| 2.7L L4 2694cc CID | 2009-1976 | | 22020 |
| 2694 L4 2.7Lcc 164 CID | 2015-2016 | | 22020 |
| HILUX SR (MEX) | | | |
| 2694 L4 2.7Lcc 164 CID | 2015-2016 | | 22020 |
| LAND CRUISER | | | |
| 4.0L L6 3956cc | 1988-1992 | Base | 22076 |
| 4.2L L6 4227cc | 1975-1979 | | 22076 |
| 4.2L L6 4227cc | 1980-1987 | Base | 22076 |
| 4.5L L6 4477cc | 1993-1997 | Base | 22074 |
| 4.7L V8 4663cc 285 CID | 2005 | Base; From 05/05 | 22185 |
| 4.7L V8 4663cc 285 CID | 2005 | Base; To 05/2005 | 22183 |
| 4.7L V8 4663cc 285 CID | 1998-2004 | Base | 22183 |
| 4.7L V8 4663cc 285 CID | 2006-2007 | Base | 22185 |
| 5.7L V8 5663cc 345 CID | 2008-2014 | Base | 22408 |
| PICKUP | | | |
| 2.2L L4 2188cc | 1983 | SR5 | 22401 |
| 2.2L L4 2188cc | 1981-1983 | DLX | 22401 |
| 2.2L L4 2189cc | 1980 | Base, DLX, SR5 | 22081 |
| 2.2L L4 2189cc | 1975-1979 | | 22081 |
| 2.4L L4 2366cc | 1981-1982 | Base, DLX, SR5 | 22081 |
| 2.4L L4 2366cc | 1983-1988 | Base | 22081 |
| 2.4L L4 2366cc | 1983-1990 | DLX | 22081 |
| 2.4L L4 2366cc | 1983-1993 | SR5 | 22081 |
| 2.4L L4 2366cc | 1985-1988 | SR5 Turbo | 22081 |
| 2.4L L4 2366cc | 1986-1987 | Base Turbo | 22081 |
| 2.4L L4 2366cc | 1989-1995 | Base, DLX | 22081 |
| 2.4L L4 2366cc | 1991-1992 | Base, DLC, DLCX, DLX | 22081 |
| 2.4L L4 2446cc | 1984 | DLX | 22401 |
| 2.4L L4 2446cc | 1985 | DLX, DLX Turbo | 22404 |
| 3.0L V6 2959cc | 1988 | Base | 22076 |
| 3.0L V6 2959cc | 1988-1995 | DLX, SR5 | 22076 |
| PREVIA | | | |
| 2.4L L4 2438cc | 1991-1997 | DX | 22075 |
| 2.4L L4 2438cc | 1991-1997 | LE | 22075 |

| Engine | Years | Application | USMW |
|------------------------|-----------|-------------------------------|-------|
| TOYOTA (CONT.) | | | |
| SEQUOIA | | | |
| 4.6L V8 4608cc | 2010-2011 | Limited | 22408 |
| 4.6L V8 4608cc | 2010-2012 | SR5 | 22408 |
| 4.7L V8 4663cc 285 CID | 2001-2004 | Limited, SR5 | 22184 |
| 4.7L V8 4663cc 285 CID | 2005-2009 | Limited | 22185 |
| 4.7L V8 4663cc 285 CID | 2005-2009 | SR5 | 22185 |
| 5.7L V8 5663cc 345 CID | 2008-2014 | Limited, Platinum, SR5 | 22408 |
| SUPRA | | | |
| 3.0L L6 2954cc | 1987 | Turbo; From 03/1987 | 22085 |
| 3.0L L6 2954cc | 1987 | Turbo; To 03/1987 | 22085 |
| 3.0L L6 2954cc | 1986-1992 | Base | 22085 |
| 3.0L L6 2954cc | 1986-1992 | Naturally Aspirated | 22077 |
| 3.0L L6 2954cc | 1987-1992 | Turbocharged | 22077 |
| 3.0L L6 2954cc | 1988-1992 | Turbo | 22085 |
| 3.0L L6 2997cc | 1993-1998 | Base, Twin Turbo | 22402 |
| T100 | | | |
| 2.7L L4 2694cc | 1994-1998 | Base | 22020 |
| 3.0L V6 2959cc | 1993 | Base, One-Ton | 22076 |
| 3.0L V6 2959cc | 1994 | DX | 22076 |
| 3.0L V6 2959cc | 1993-1994 | SR5 | 22076 |
| 3.4L V6 3378cc | 1995 | Base, DX, One-Ton DLX | 22021 |
| 3.4L V6 3378cc | 1998 | Base | 22021 |
| 3.4L V6 3378cc | 1995-1998 | SR5 | 22021 |
| 3.4L V6 3378cc | 1996-1997 | DLX | 22021 |
| TACOMA | | | |
| 2.4L L4 2438cc | 1995-2004 | Base | 22020 |
| 2.4L L4 2438cc | 1998-2000 | SR5 | 22020 |
| 2.7L L4 2694cc | 1995-2015 | Base | 22020 |
| 2.7L L4 2694cc | 1998-2000 | SR5 | 22020 |
| 2.7L L4 2694cc | 1998-2015 | Pre Runner | 22020 |
| 3.4L V6 3378cc | 1995-2000 | Base, SR5 | 22021 |
| 3.4L V6 3378cc | 1998-2000 | Limited, Pre Runner | 22021 |
| 3.4L V6 3378cc | 2001-2004 | Base, Pre Runner, S-Runner | 22021 |
| 4.0L V6 3956cc 241 CID | 2015 | TRD Pro | 22407 |
| 4.0L V6 3956cc 241 CID | 2005-2013 | X-Runner | 22407 |
| 4.0L V6 3956cc 241 CID | 2005-2015 | Base, Pre Runner | 22407 |
| TUNDRA | | | |
| 3.4L V6 3378cc | 2000-2004 | Base, SR5 | 22021 |
| 4.0L V6 3956cc 241 CID | 2011 | Base, SR5 | 22407 |
| 4.0L V6 3956cc 241 CID | 2014 | SR | 22407 |
| 4.0L V6 3956cc 241 CID | 2005-2010 | SR5 | 22407 |
| 4.0L V6 3956cc 241 CID | 2005-2013 | Base | 22407 |
| 4.6L V8 4608cc | 2010 | Limited | 22408 |
| 4.6L V8 4608cc | 2014 | SR, SR5 | 22408 |
| 4.6L V8 4608cc | 2010-2011 | SR5 | 22408 |
| 4.6L V8 4608cc | 2010-2013 | Base | 22408 |
| 4.7L V8 4663cc 285 CID | 2000-2002 | Limited, SR5 | 22177 |
| 4.7L V8 4663cc 285 CID | 2003-2004 | Limited, SR5 | 22184 |
| 4.7L V8 4663cc 285 CID | 2005-2009 | Base, Limited, SR5 | 22185 |
| 5.7L V8 5663cc 345 CID | 2014 | 1794 Edition, SR, SR5 | 22408 |
| 5.7L V8 5663cc 345 CID | 2007-2008 | Base, Limited, SR5 | 22408 |
| 5.7L V8 5663cc 345 CID | 2009-2011 | SR5 | 22408 |
| 5.7L V8 5663cc 345 CID | 2009-2013 | Base | 22408 |
| 5.7L V8 5663cc 345 CID | 2009-2014 | Limited | 22408 |
| 5.7L V8 5663cc 345 CID | 2013-2014 | Platinum | 22408 |
| VAN | | | |
| 2.0L L4 1998cc 122 CID | 1984-1985 | Wagon Crg, Wagon DX, Wagon LE | 22086 |
| 2.2L L4 2237cc | 1986-1989 | Wagon Crg, Wagon LE | 22086 |
| 2.2L L4 2237cc | 1986-1989 | Wagon DX | 22086 |
| VOLKSWAGEN | | | |
| PASSAT | | | |
| 1.8L L4 1781cc | 1998-2005 | GLS | 22302 |
| 1.8L L4 1781cc | 2000-2001 | | 22302 |
| 1.8L L4 1781cc | 2003-2005 | GL | 22302 |
| 1.8L L4 1781cc | 2004-2005 | GLS 4 Motion | 22302 |
| 2.0L L4 1967cc 120 CID | 2004-2005 | GL TDI, GLS TDI | 22302 |

| Engine | Years | Application | USMW |
|------------------------|-----------|--------------|-------|
| 2.8L V6 2771cc | 1998 | GLX | 22303 |
| 2.8L V6 2771cc | 2000 | 4 Motion | 22303 |
| 2.8L V6 2771cc | 1998-1999 | GLS | 22303 |
| 2.8L V6 2771cc | 1999-2005 | GLS, GLX | 22303 |
| 2.8L V6 2771cc | 2001-2005 | GLS 4 Motion | 22303 |
| 2.8L V6 2771cc | 2001-2005 | GLX 4 Motion | 22303 |
| 2.8L V6 2771cc | 2003-2004 | GL | 22303 |
| 2.8L V6 2771cc 170 CID | 2000 | GLX | 22303 |
| VOLVO | | | |
| 142 | | | |
| 2.0L L4 1986cc 121 CID | 1974 | GL | 22030 |
| 2.0L L4 1986cc 121 CID | 1969-1974 | S | 22030 |
| 2.0L L4 1986cc 121 CID | 1969-1974 | | 22030 |
| 2.0L L4 1990cc | 1969 | S | 22030 |
| 2.0L L4 1990cc | 1974 | GL | 22030 |
| 2.0L L4 1990cc | 1970-1974 | | 22030 |
| 2.0L L4 1990cc 121 CID | 1974 | GL | 22030 |
| 2.0L L4 1990cc 121 CID | 1972-1974 | | 22030 |
| 144 | | | |
| 2.0L L4 1986cc 121 CID | 1974 | Base, GL | 22030 |
| 2.0L L4 1986cc 121 CID | 1969-1974 | S | 22030 |
| 2.0L L4 1986cc 121 CID | 1969-1974 | | 22030 |
| 2.0L L4 1990cc | 1969 | S | 22030 |
| 2.0L L4 1990cc | 1974 | Base, GL | 22030 |
| 2.0L L4 1990cc | 1970-1974 | | 22030 |
| 2.0L L4 1990cc 121 CID | 1974 | Base, GL | 22030 |
| 2.0L L4 1990cc 121 CID | 1972-1974 | | 22030 |
| 145 | | | |
| 2.0L L4 1986cc 121 CID | 1969 | S | 22030 |
| 2.0L L4 1986cc 121 CID | 1969-1974 | | 22030 |
| 2.0L L4 1990cc | 1969 | S | 22030 |
| 2.0L L4 1990cc | 1970-1974 | | 22030 |
| 2.0L L4 1990cc 121 CID | 1972-1974 | | 22030 |
| 164 | | | |
| 3.0L L6 2980cc | 1970-1975 | | 22030 |
| 3.0L L6 2980cc | 1973-1974 | E | 22030 |
| 3.0L L6 2980cc 182 CID | 1969-1973 | | 22030 |
| 3.0L L6 2980cc 182 CID | 1973-1974 | E | 22030 |
| 240 | | | |
| 2.3L L4 2316cc | 1990 | DL | 22030 |
| 2.3L L4 2316cc | 1991 | SE | 22030 |
| 2.3L L4 2316cc | 1992 | GL | 22030 |
| 2.3L L4 2316cc | 1990-1993 | Base | 22030 |
| 242 | | | |
| 2.0L L4 1990cc | 1975 | GL | 22030 |
| 2.1L L4 2127cc | 1981 | GL, Turbo | 22030 |
| 2.1L L4 2127cc | 1976-1979 | | 22030 |
| 2.1L L4 2127cc | 1980-1982 | DL | 22030 |
| 2.1L L4 2127cc | 1981-1984 | GLT | 22030 |
| 2.3L L4 2316cc | 1983-1984 | DL | 22030 |
| 244 | | | |
| 2.0L L4 1990cc | 1975 | GL, | 22030 |
| 2.1L L4 2127cc | 1982 | GL | 22030 |
| 2.1L L4 2127cc | 1984 | Base | 22030 |
| 2.1L L4 2127cc | 1985 | Turbo | 22030 |
| 2.1L L4 2127cc | 1976-1979 | | 22030 |
| 2.1L L4 2127cc | 1980-1982 | DL | 22030 |
| 2.1L L4 2127cc | 1982-1983 | GLT | 22030 |
| 2.3L L4 2316cc | 1983-1989 | DL | 22030 |
| 2.3L L4 2316cc | 1984-1989 | GL | 22030 |
| 2.4L L6 2383cc | 1982-1984 | DL | 22030 |
| 2.4L L6 2383cc | 1982-1984 | GL | 22030 |
| 245 | | | |
| 2.0L L4 1990cc | 1975 | | 22030 |
| 2.1L L4 2127cc | 1982 | GL | 22030 |
| 2.1L L4 2127cc | 1976-1979 | | 22030 |
| 2.1L L4 2127cc | 1980-1982 | DL | 22030 |
| 2.1L L4 2127cc | 1981-1983 | GLT | 22030 |

| USMW | Years | Application | Engine | |
|-------|-----------|----------------------------------|------------------------|------------------------|
| 21011 | 1978 | FORD FUTURA | 5.0L V8 4949cc 302 CID | |
| | 1978-1987 | FORD FAIRMONT | 5.0L V8 4949cc 302 CID | |
| | 1979-1987 | FORD FAIRMONT | 5.0L V8 4949cc 302 CID | |
| 21016 | 1972 | FORD F350 | 5.0L V8 4950cc 302 CID | |
| | 1961-1964 | FORD F100 | 3.6L L6 3655cc 223 CID | |
| | 1961-1964 | FORD F250 | 3.6L L6 3655cc 223 CID | |
| | 1961-1964 | FORD F350 | 3.6L L6 3655cc 223 CID | |
| | 1965-1967 | FORD F100 | 5.8L V8 5769cc 352 CID | |
| | 1965-1967 | FORD F250 | 5.8L V8 5769cc 352 CID | |
| | 1965-1967 | FORD F350 | 5.8L V8 5769cc 352 CID | |
| | 1965-1972 | FORD F250 | 3.9L L6 3934cc 240 CID | |
| | 1965-1972 | FORD F350 | 3.9L L6 3934cc 240 CID | |
| | 1965-1974 | FORD F100 | 3.9L L6 3934cc 240 CID | |
| | 1965-1974 | FORD F100 | 4.9L L6 4917cc 300 CID | |
| | 1965-1974 | FORD F250 | 4.9L L6 4917cc 300 CID | |
| | 1965-1974 | FORD F350 | 4.9L L6 4917cc 300 CID | |
| | 1968-1974 | FORD F100 | 5.9L V8 5900cc 360 CID | |
| | 1968-1974 | FORD F100 | 6.4L V8 6392cc 390 CID | |
| | 1968-1974 | FORD F250 | 5.9L V8 5900cc 360 CID | |
| | 1968-1974 | FORD F250 | 6.4L V8 6392cc 390 CID | |
| | 1968-1974 | FORD F350 | 5.9L V8 5900cc 360 CID | |
| | 1968-1974 | FORD F350 | 6.4L V8 6392cc 390 CID | |
| | 1969-1974 | FORD F100 | 5.0L V8 4950cc 302 CID | |
| | 1972-1982 | FORD F250 | 5.0L V8 4950cc 302 CID | |
| | 1975-1976 | FORD GALAXIE (MEX) | 5.8L V8 5800cc 351 CID | |
| | 1977-1978 | FORD F100 (MEX) | 4.7L V8 4700cc 289 CID | |
| 21043 | 1978 | PONTIAC GRAND LEMANS | 5.0L V8 4998cc 305 CID | |
| | 1981 | PLYMOUTH VALIANT (MEX) | 3.7L L6 3700cc 225 CID | |
| | 1968-1972 | PLYMOUTH SATELLITE | 7.2L V8 7212cc 440 CID | |
| | 1969-1975 | PLYMOUTH VALIANT SUPER BEE (MEX) | 5.2L V8 5200cc 318 CID | |
| | 1970-1964 | DODGE A100 | 3.2L L6 3245cc 198 CID | |
| | 1971-1972 | PLYMOUTH SATELLITE | 7.2L V8 7212cc 440 CID | |
| | 1974-1976 | PLYMOUTH VALIANT DUSTER (MEX) | 3.7L L6 3700cc 225 CID | |
| | 1974-1979 | PLYMOUTH VALIANT SUPER BEE (MEX) | 5.9L V8 5900cc 360 CID | |
| | 1980-1982 | CHECKER MARATHON | 3.8L L6 3753cc 229 CID | |
| | 21049 | 1964 | OLDSMOBILE 98 | 6.5L V8 6458cc 394 CID |
| | | 1966 | CHEVROLET CHEVELLE | 3.8L L6 3770cc 230 CID |
| 1966 | | GMC C1000 | 4.1L L6 4098cc 250 CID | |
| 1966 | | GMC G1000 VAN | 3.8L L6 3770cc 230 CID | |
| 1966 | | GMC K1000 | 4.1L L6 4098cc 250 CID | |
| 1967 | | AMERICAN MOTORS MARLIN | 4.7L V8 4753cc 290 CID | |
| 1967 | | AMERICAN MOTORS MARLIN | 5.6L V8 5622cc 343 CID | |
| 1967 | | CHEVROLET C3605 (MEX) | 4.7L V8 4738cc 283 CID | |
| 1967 | | CHEVROLET C3605 (MEX) | 4.8L L6 4800cc 292 CID | |
| 1967 | | GMC C1500 | 5.0L V6 4999cc 305 CID | |
| 1967 | | OLDSMOBILE CUTLASS | 4.1L L6 4098cc 250 CID | |
| 1967 | | OLDSMOBILE CUTLASS | 5.4L V8 5548cc 330 CID | |
| 1967 | | OLDSMOBILE DELMONT 88 | 5.4L V8 5548cc 330 CID | |
| 1967 | | PONTIAC FIREBIRD | 5.3L V8 5359cc 326 CID | |
| 1968 | | AMERICAN MOTORS REBEL | 3.8L L6 3802cc 232 CID | |
| 1968 | | GMC K1500 | 5.3L V8 5360cc 327 CID | |
| 1968 | | OLDSMOBILE DELMONT 88 | 5.7L V8 5736cc 350 CID | |
| 1969 | | CHECKER DELUXE LIMO | 5.7L V8 5737cc 350 CID | |
| 1969 | | CHECKER DELUXE SEDAN | 5.7L V8 5737cc 350 CID | |
| 1970 | | AMERICAN MOTORS AMBASSADOR | 3.8L L6 3802cc 232 CID | |
| 1970 | | AMERICAN MOTORS REBEL | 3.8L L6 3802cc 232 CID | |
| 1970 | | AMERICAN MOTORS REBEL | 5.0L V8 4983cc 304 CID | |
| 1970 | | CHECKER MARATHON DELUX WAGON | 5.7L V8 5737cc 350 CID | |
| 1970 | | GMC G2500 | 4.1L L6 4098cc 250 CID | |
| 1970 | | GMC G2500 | 5.7L V8 5736cc 350 CID | |
| 1970 | | PONTIAC TEMPEST | 4.1L L6 4098cc 250 CID | |
| 1971 | | AMERICAN MOTORS HORNET | 3.8L L6 3802cc 232 CID | |
| 1971 | | AMERICAN MOTORS HORNET | 5.0L V8 4983cc 304 CID | |
| 1973 | | CHEVROLET K30 | 4.8L L6 4786cc 292 CID | |
| 1974 | | AMERICAN MOTORS MATADOR | 3.8L L6 3802cc 232 CID | |
| 1974 | | CHEVROLET LAGUNA | 5.7L V8 5736cc 350 CID | |
| 1974 | | GMC P3500 VAN | 4.1L L6 4098cc 250 CID | |
| 1974 | | PONTIAC VENTURA | 4.1L L6 4098cc 250 CID | |
| 1975 | | OLDSMOBILE CUTLASS | 4.1L L6 4098cc 250 CID | |

| USMW | Years | Application | Engine |
|------|-----------|----------------------------|------------------------|
| | 1976 | AMERICAN MOTORS HORNET | 4.2L L6 4228cc 258 CID |
| | 1976 | CADILLAC SEVILLE | 5.7L V8 5736cc 350 CID |
| | 1976 | CHEVROLET LAGUNA | 5.0L V8 4998cc 305 CID |
| | 1976 | OLDSMOBILE CUTLASS | 4.1L L6 4098cc 250 CID |
| | 1977 | AMERICAN MOTORS GREMLIN | 2.0L L4 1983cc 121 CID |
| | 1977 | AMERICAN MOTORS HORNET | 3.8L L6 3802cc 232 CID |
| | 1977 | CHEVROLET K30 | 4.8L L6 4785cc 292 CID |
| | 1977 | GMC K2500 | 5.0L V8 4998cc 305 CID |
| | 1977 | PONTIAC ASTRE | 2.5L L4 2474cc 151 CID |
| | 1977 | PONTIAC VENTURA | 2.5L L4 2474cc 151 CID |
| | 1978 | AMERICAN MOTORS GREMLIN | 2.0L L4 1983cc 121 CID |
| | 1978 | OLDSMOBILE CUTLASS CRUISER | 4.3L V8 4261cc 260 CID |
| | 1979 | OLDSMOBILE CUTLASS CRUISER | 4.3L V8 4261cc 260 CID |
| | 1979 | OLDSMOBILE STARFIRE | 2.5L L4 2474cc 151 CID |
| | 1979 | PONTIAC SUNBIRD | 2.5L L4 2474cc 151 CID |
| | 1981 | CHECKER MARATHON | 5.0L V8 4998cc 305 CID |
| | 1981 | CHECKER MARATHON DELUXE | 5.0L V8 4998cc 305 CID |
| | 1982 | CHECKER MARATHON | 4.4L V8 4376cc 267 CID |
| | 1982 | CHECKER MARATHON | 5.7L V8 5736cc 350 CID |
| | 1987 | CHEVROLET C10 (MEX) | 5.7L V8 5700cc 350 CID |
| | 1958-1974 | CHEVROLET 3100 | 4.6L V8 4641cc 283 CID |
| | 1958-1974 | CHEVROLET 3200 | 4.6L V8 4641cc 283 CID |
| | 1958-1974 | CHEVROLET 3600 | 4.6L V8 4641cc 283 CID |
| | 1960-1964 | OLDSMOBILE SUPER 88 | 6.5L V8 6458cc 394 CID |
| | 1961-1962 | CHEVROLET C10 | 3.8L L6 3852cc 235 CID |
| | 1961-1962 | CHEVROLET C20 | 3.8L L6 3852cc 235 CID |
| | 1961-1962 | CHEVROLET C30 | 3.8L L6 3852cc 235 CID |
| | 1961-1962 | CHEVROLET K10 | 3.8L L6 3852cc 235 CID |
| | 1961-1962 | CHEVROLET K20 | 3.8L L6 3852cc 235 CID |
| | 1961-1963 | OLDSMOBILE 98 | 6.5L V8 6458cc 394 CID |
| | 1961-1964 | CHRYSLER NEWPORT | 5.9L V8 5917cc 361 CID |
| | 1961-1964 | OLDSMOBILE DYNAMIC 88 | 6.5L V8 6458cc 394 CID |
| | 1961-1964 | OLDSMOBILE STARFIRE | 6.5L V8 6458cc 394 CID |
| | 1961-1967 | CHEVROLET C10 | 4.6L V8 4663cc 283 CID |
| | 1961-1967 | CHEVROLET C20 | 4.6L V8 4663cc 283 CID |
| | 1961-1967 | CHEVROLET C30 | 4.6L V8 4663cc 283 CID |
| | 1961-1967 | CHEVROLET K10 | 4.6L V8 4663cc 283 CID |
| | 1961-1967 | CHEVROLET K20 | 4.6L V8 4663cc 283 CID |
| | 1962-1974 | CHEVROLET P20 VAN | 4.6L V8 4663cc 283 CID |
| | 1962-1979 | CHEVROLET P30 VAN | 4.6L V8 4663cc 283 CID |
| | 1963-1965 | CHEVROLET C20 | 3.8L L6 3770cc 230 CID |
| | 1963-1965 | CHEVROLET P20 VAN | 3.8L L6 3770cc 230 CID |
| | 1963-1965 | CHEVROLET P30 VAN | 3.8L L6 3770cc 230 CID |
| | 1963-1965 | GMC K1000 | 3.8L L6 3770cc 230 CID |
| | 1963-1965 | GMC PB1500 VAN | 3.8L L6 3770cc 230 CID |
| | 1963-1965 | GMC PB2500 VAN | 3.8L L6 3770cc 230 CID |
| | 1963-1966 | CHEVROLET C10 | 3.8L L6 3770cc 230 CID |
| | 1963-1966 | GMC C1000 | 3.8L L6 3770cc 230 CID |
| | 1963-1966 | GMC C1000 | 5.0L V6 4999cc 305 CID |
| | 1963-1966 | GMC K1000 | 5.0L V6 4999cc 305 CID |
| | 1963-1974 | CHEVROLET C10 | 4.8L L6 4786cc 292 CID |
| | 1963-1977 | CHEVROLET C20 | 4.8L L6 4786cc 292 CID |
| | 1964-1965 | CHEVROLET C30 | 3.8L L6 3770cc 230 CID |
| | 1964-1965 | CHEVROLET CHEVELLE | 3.8L L6 3770cc 230 CID |
| | 1964-1965 | CHEVROLET K10 | 3.8L L6 3770cc 230 CID |
| | 1964-1965 | CHEVROLET K20 | 3.8L L6 3770cc 230 CID |
| | 1964-1966 | CHEVROLET EL CAMINO | 3.8L L6 3770cc 230 CID |
| | 1964-1966 | CHEVROLET MALIBU | 3.8L L6 3770cc 230 CID |
| | 1964-1966 | GMC C1000 | 4.8L L6 4786cc 292 CID |
| | 1964-1966 | GMC K1000 | 4.8L L6 4786cc 292 CID |
| | 1964-1966 | OLDSMOBILE CUTLASS | 5.4L V8 5548cc 330 CID |
| | 1964-1966 | OLDSMOBILE JETSTAR | 5.4L V8 5548cc 330 CID |
| | 1964-1967 | CHEVROLET CS1073 (MEX) | 4.7L V8 4738cc 283 CID |
| | 1964-1967 | CHEVROLET CS31003 (MEX) | 4.7L V8 4738cc 283 CID |
| | 1964-1967 | CHEVROLET P20 VAN | 4.8L L6 4786cc 292 CID |
| | 1964-1967 | OLDSMOBILE F85 | 5.4L V8 5548cc 330 CID |
| | 1964-1969 | CHEVROLET CS1073 (MEX) | 5.4L V8 5400cc 327 CID |
| | 1964-1969 | CHEVROLET CS31003 (MEX) | 5.4L V8 5400cc 327 CID |
| | 1964-1973 | CHEVROLET K10 | 4.8L L6 4786cc 292 CID |

| USMW | Years | Application | Engine | USMW | Years | Application | Engine |
|-------|-----------|-------------------------------|------------------------|-----------|--------------------------------|------------------------|--------|
| 21049 | 1964-1977 | CHEVROLET K20 | 4.8L L6 4786cc 292 CID | 1967-1991 | GMC C3500 | 4.1L L6 4098cc 250 CID | |
| | 1964-1978 | CHEVROLET CS1073 (MEX) | 4.8L L6 4800cc 292 CID | 1967-1991 | GMC C3500 | 4.8L L6 4786cc 292 CID | |
| | 1964-1978 | CHEVROLET CS31003 (MEX) | 4.8L L6 4800cc 292 CID | 1968-1965 | GMC C1500 | 5.3L V8 5360cc 327 CID | |
| | 1965-1966 | AMERICAN MOTORS MARLIN | 4.7L V8 4704cc 287 CID | 1968-1967 | GMC C2500 | 5.3L V8 5360cc 327 CID | |
| | 1965-1966 | AMERICAN MOTORS MARLIN | 5.3L V8 5360cc 327 CID | 1968-1969 | AMERICAN MOTORS AMBASSADOR | 3.8L L6 3802cc 232 CID | |
| | 1965-1966 | CHEVROLET C1405 (MEX) | 4.7L V8 4738cc 283 CID | 1968-1969 | AMERICAN MOTORS AMX | 4.7L V8 4753cc 290 CID | |
| | 1965-1966 | CHEVROLET C1405 (MEX) | 4.8L L6 4800cc 292 CID | 1968-1969 | AMERICAN MOTORS AMX | 5.6L V8 5622cc 343 CID | |
| | 1965-1966 | OLDSMOBILE CUTLASS | 6.6L V8 6556cc 400 CID | 1968-1969 | AMERICAN MOTORS JAVELIN | 3.8L L6 3802cc 232 CID | |
| | 1965-1967 | AMERICAN MOTORS AMBASSADOR | 3.8L L6 3802cc 232 CID | 1968-1969 | AMERICAN MOTORS REBEL | 4.7L V8 4753cc 290 CID | |
| | 1965-1967 | AMERICAN MOTORS MARLIN | 3.8L L6 3802cc 232 CID | 1968-1969 | CADILLAC ELDORADO | 7.7L V8 7736cc 472 CID | |
| | 1965-1967 | CHEVROLET C20905 (MEX) | 4.7L V8 4738cc 283 CID | 1968-1969 | CHECKER MARATHON SEDAN | 5.3L V8 5360cc 327 CID | |
| | 1965-1967 | CHEVROLET C20905 (MEX) | 4.8L L6 4800cc 292 CID | 1968-1969 | CHECKER MARATHON WAGON | 5.3L V8 5360cc 327 CID | |
| | 1965-1967 | OLDSMOBILE VISTA CRUISER | 5.4L V8 5548cc 330 CID | 1968-1969 | CHEVROLET P10 VAN | 3.8L L6 3770cc 230 CID | |
| | 1965-1969 | OLDSMOBILE 442 | 6.6L V8 6556cc 400 CID | 1968-1969 | GMC K1500 | 3.8L L6 3770cc 230 CID | |
| | 1965-1974 | CHECKER TOWN CUSTOM | 3.8L L6 3770cc 230 CID | 1968-1969 | PONTIAC FIREBIRD | 4.1L L6 4098cc 250 CID | |
| | 1965-1982 | CHECKER MARATHON | 3.8L L6 3770cc 230 CID | 1968-1969 | PONTIAC TEMPEST | 4.1L L6 4098cc 250 CID | |
| | 1966-1965 | GMC PB1500 VAN | 4.1L L6 4098cc 250 CID | 1968-1970 | AMERICAN MOTORS AMBASSADOR | 6.4L V8 6392cc 390 CID | |
| | 1966-1967 | CHEVROLET C30 | 4.1L L6 4098cc 250 CID | 1968-1970 | AMERICAN MOTORS AMX | 6.4L V8 6392cc 390 CID | |
| | 1966-1967 | GMC K1500 | 5.0L V6 4999cc 305 CID | 1968-1971 | CHEVROLET G20 | 5.0L V8 5032cc 307 CID | |
| | 1966-1968 | CHECKER MARATHON SEDAN | 3.8L L6 3770cc 230 CID | 1968-1971 | OLDSMOBILE CUTLASS | 4.1L L6 4098cc 250 CID | |
| | 1966-1968 | CHEVROLET C10 | 5.3L V8 5360cc 327 CID | 1968-1972 | BUICK GRAN SPORT | 5.7L V8 5736cc 350 CID | |
| | 1966-1968 | CHEVROLET C20 | 5.3L V8 5360cc 327 CID | 1968-1972 | CHEVROLET BISCAYNE | 5.0L V8 5032cc 307 CID | |
| | 1966-1968 | CHEVROLET C30 | 5.3L V8 5360cc 327 CID | 1968-1972 | CHEVROLET G10 | 5.0L V8 5032cc 307 CID | |
| | 1966-1969 | CHEVROLET G10 | 3.8L L6 3770cc 230 CID | 1968-1972 | GMC P2500 VAN | 5.0L V8 5032cc 307 CID | |
| | 1966-1970 | AMERICAN MOTORS AMBASSADOR | 3.8L L6 3802cc 232 CID | 1968-1972 | GMC P3500 VAN | 5.0L V8 5032cc 307 CID | |
| | 1966-1970 | AMERICAN MOTORS CLASSIC (MEX) | 3.3L L6 3300cc 199 CID | 1968-1972 | OLDSMOBILE F85 | 5.7L V8 5736cc 350 CID | |
| | 1966-1971 | OLDSMOBILE F85 | 4.1L L6 4098cc 250 CID | 1968-1973 | CHEVROLET BELAIR | 5.0L V8 5032cc 307 CID | |
| | 1966-1972 | BUICK LESABRE | 5.6L V8 5573cc 340 CID | 1968-1973 | GMC G1500 | 5.0L V8 5032cc 307 CID | |
| | 1966-1974 | CHEVROLET C20 | 4.1L L6 4098cc 250 CID | 1968-1973 | GMC G2500 | 5.0L V8 5032cc 307 CID | |
| | 1966-1974 | CHEVROLET K20 | 4.1L L6 4098cc 250 CID | 1968-1974 | CHECKER MARATHON SEDAN | 5.0L V8 5032cc 307 CID | |
| | 1966-1974 | CHEVROLET P20 VAN | 4.1L L6 4098cc 250 CID | 1968-1974 | CHECKER MARATHON WAGON | 5.0L V8 5032cc 307 CID | |
| | 1966-1974 | GMC K1500 | 4.1L L6 4098cc 250 CID | 1968-1974 | CHEVROLET G20 | 4.1L L6 4098cc 250 CID | |
| | 1966-1974 | GMC K1500 | 4.8L L6 4786cc 292 CID | 1968-1974 | CHEVROLET P10 VAN | 4.1L L6 4098cc 250 CID | |
| | 1966-1975 | CHEVROLET C10 | 4.1L L6 4098cc 250 CID | 1968-1974 | GMC G2500 | 4.1L L6 4098cc 250 CID | |
| | 1966-1977 | CHEVROLET K10 | 4.1L L6 4098cc 250 CID | 1968-1974 | GMC P1500 VAN | 4.1L L6 4098cc 250 CID | |
| | 1966-1978 | CHEVROLET CS1073 (MEX) | 4.1L L6 4100cc 250 CID | 1968-1975 | INTERNATIONAL SCOUT | 4.3L V8 4360cc 266 CID | |
| | 1966-1979 | CHECKER MARATHON LIMO | 3.8L L6 3770cc 230 CID | 1968-1977 | CHEVROLET NOVA | 3.8L L6 3770cc 230 CID | |
| | 1966-1979 | CHEVROLET P30 VAN | 4.1L L6 4098cc 250 CID | 1968-1977 | GMC C3500 | 5.3L V8 5360cc 327 CID | |
| | 1966-2006 | GMC 1000 | 5.0L V6 4999cc 305 CID | 1968-1977 | GMC K2500 | 5.3L V8 5360cc 327 CID | |
| | 1966-2006 | GMC 1500 | 4.1L L6 4098cc 250 CID | 1968-1978 | CHEVROLET CS31003 (MEX) | 5.7L V8 5700cc 350 CID | |
| | 1966-2006 | GMC 2500 | 4.1L L6 4098cc 250 CID | 1968-1979 | CHEVROLET IMPALA | 5.0L V8 5032cc 307 CID | |
| | 1967-1966 | OLDSMOBILE CUTLASS | 6.6L V8 6556cc 400 CID | 1969-1970 | AMERICAN MOTORS AMERICAN (MEX) | 3.3L L6 3300cc 199 CID | |
| | 1967-1968 | CHECKER MARATHON WAGON | 3.8L L6 3770cc 230 CID | 1969-1970 | INTERNATIONAL SCOUT | 5.0L V8 4983cc 304 CID | |
| | 1967-1968 | CHEVROLET K10 | 5.3L V8 5360cc 327 CID | 1969-1971 | CHEVROLET IMPALA | 4.1L L6 4098cc 250 CID | |
| | 1967-1968 | CHEVROLET K20 | 5.3L V8 5360cc 327 CID | 1969-1972 | CHEVROLET BISCAYNE | 4.1L L6 4098cc 250 CID | |
| | 1967-1969 | AMERICAN MOTORS REBEL | 3.8L L6 3802cc 232 CID | 1969-1972 | CHEVROLET BISCAYNE | 5.7L V8 5736cc 350 CID | |
| | 1967-1969 | AMERICAN MOTORS REBEL | 4.7L V8 4753cc 290 CID | 1969-1974 | AMERICAN MOTORS AMERICAN (MEX) | 3.8L L6 3800cc 232 CID | |
| | 1967-1969 | AMERICAN MOTORS REBEL | 5.6L V8 5622cc 343 CID | 1969-1974 | CHECKER MARATHON SEDAN | 5.7L V8 5737cc 350 CID | |
| | 1967-1969 | CHEVROLET G20 | 3.8L L6 3770cc 230 CID | 1969-1974 | CHECKER MARATHON WAGON | 5.7L V8 5737cc 350 CID | |
| | 1967-1969 | GMC G1500 | 3.8L L6 3770cc 230 CID | 1969-1974 | CHEVROLET BLAZER | 4.1L L6 4098cc 250 CID | |
| | 1967-1969 | GMC G2500 | 3.8L L6 3770cc 230 CID | 1970-1969 | AMERICAN MOTORS REBEL | 5.9L V8 5900cc 360 CID | |
| | 1967-1969 | GMC P1500 VAN | 3.8L L6 3770cc 230 CID | 1970-1969 | AMERICAN MOTORS REBEL | 6.4L V8 6392cc 390 CID | |
| | 1967-1973 | GMC P3500 VAN | 4.1L L6 4098cc 250 CID | 1970-1969 | GMC G1500 | 4.1L L6 4098cc 250 CID | |
| | 1967-1974 | AMERICAN MOTORS CLASSIC (MEX) | 3.8L L6 3800cc 232 CID | 1970-1971 | CHECKER MARATHON DELUX LIMO | 5.7L V8 5737cc 350 CID | |
| | 1967-1974 | CHEVROLET G10 | 4.1L L6 4098cc 250 CID | 1970-1971 | CHECKER MARATHON DELUX SEDAN | 5.7L V8 5737cc 350 CID | |
| | 1967-1974 | GMC C1500 | 4.1L L6 4098cc 250 CID | 1970-1971 | GMC G1500 | 5.0L V8 5032cc 307 CID | |
| | 1967-1974 | GMC C1500 | 4.8L L6 4786cc 292 CID | 1970-1972 | AMERICAN MOTORS JAVELIN | 3.8L L6 3802cc 232 CID | |
| | 1967-1974 | GMC G1500 | 4.1L L6 4098cc 250 CID | 1970-1972 | AMERICAN MOTORS JAVELIN | 5.0L V8 4983cc 304 CID | |
| | 1967-1974 | GMC G2500 | 4.6L V8 4663cc 283 CID | 1970-1972 | AMERICAN MOTORS JAVELIN | 5.9L V8 5900cc 360 CID | |
| | 1967-1974 | GMC P2500 VAN | 4.1L L6 4098cc 250 CID | 1970-1972 | GMC G2500 | 5.0L V8 5032cc 307 CID | |
| | 1967-1976 | GMC K2500 | 4.1L L6 4098cc 250 CID | 1970-1973 | CHEVROLET BELAIR | 4.1L L6 4098cc 250 CID | |
| | 1967-1976 | GMC K2500 | 4.6L V8 4663cc 283 CID | 1970-1973 | CHEVROLET BLAZER | 4.8L L6 4786cc 292 CID | |
| | 1967-1977 | GMC C2500 | 4.1L L6 4098cc 250 CID | 1970-1974 | AMERICAN MOTORS AMBASSADOR | 5.0L V8 4983cc 304 CID | |
| | 1967-1977 | GMC C2500 | 4.6L V8 4663cc 283 CID | 1970-1974 | AMERICAN MOTORS AMBASSADOR | 5.9L V8 5900cc 360 CID | |
| | 1967-1977 | GMC C2500 | 4.8L L6 4786cc 292 CID | 1970-1974 | AMERICAN MOTORS AMX | 5.9L V8 5900cc 360 CID | |
| | 1967-1977 | GMC C2500 | 5.0L V6 4999cc 305 CID | 1970-1974 | CHEVROLET G10 | 5.7L V8 5736cc 350 CID | |
| | 1967-1977 | GMC K2500 | 4.8L L6 4786cc 292 CID | 1970-1974 | CHEVROLET G20 | 5.7L V8 5736cc 350 CID | |
| | 1967-1977 | GMC K2500 | 5.0L V6 4999cc 305 CID | 1970-1974 | GMC K3500 | 4.1L L6 4098cc 250 CID | |
| | 1967-1979 | GMC G1500 | 4.6L V8 4663cc 283 CID | 1970-1974 | PONTIAC FIREBIRD | 4.1L L6 4098cc 250 CID | |

| USMW | Years | Application | Engine |
|-------|-----------|-------------------------------|------------------------|
| 21049 | 1970-1975 | AMERICAN MOTORS HORNET | 5.0L V8 4983cc 304 CID |
| | 1970-1975 | CHEVROLET BELAIR | 5.7L V8 5736cc 350 CID |
| | 1970-1975 | INTERNATIONAL SCOUT | 4.3L L6 4342cc 265 CID |
| | 1970-1976 | AMERICAN MOTORS HORNET | 3.8L L6 3802cc 232 CID |
| | 1970-1976 | GMC JIMMY | 4.1L L6 4098cc 250 CID |
| | 1970-1977 | CHEVROLET MONTE CARLO | 5.7L V8 5736cc 350 CID |
| | 1970-1978 | AMERICAN MOTORS GREMLIN | 3.8L L6 3802cc 232 CID |
| | 1971-1967 | AMERICAN MOTORS AMBASSADOR | 4.2L L6 4229cc 258 CID |
| | 1971-1969 | GMC G1500 | 4.1L L6 4098cc 250 CID |
| | 1971-1972 | AMERICAN MOTORS JAVELIN | 4.2L L6 4229cc 258 CID |
| | 1971-1972 | AMERICAN MOTORS JAVELIN | 6.6L V8 6572cc 401 CID |
| | 1971-1972 | GMC G2500 | 4.1L L6 4098cc 250 CID |
| | 1971-1973 | AMERICAN MOTORS MATADOR | 3.8L L6 3802cc 232 CID |
| | 1971-1973 | CHEVROLET G30 | 5.7L V8 5736cc 350 CID |
| | 1971-1973 | GMC G1500 | 5.7L V8 5736cc 350 CID |
| | 1971-1973 | GMC G2500 | 5.7L V8 5736cc 350 CID |
| | 1971-1973 | GMC SPRINT | 5.0L V8 5032cc 307 CID |
| | 1971-1974 | AMERICAN MOTORS AMBASSADOR | 6.6L V8 6572cc 401 CID |
| | 1971-1974 | AMERICAN MOTORS AMX | 5.0L V8 4983cc 304 CID |
| | 1971-1974 | AMERICAN MOTORS AMX | 5.9L V8 5900cc 360 CID |
| | 1971-1974 | AMERICAN MOTORS AMX | 6.6L V8 6572cc 401 CID |
| | 1971-1974 | CHECKER MARATHON SEDAN | 4.1L L6 4100cc 250 CID |
| | 1971-1974 | CHECKER MARATHON WAGON | 4.1L L6 4100cc 250 CID |
| | 1971-1974 | CHEVROLET G30 | 4.1L L6 4098cc 250 CID |
| | 1971-1974 | GMC G3500 | 4.1L L6 4098cc 250 CID |
| | 1971-1974 | GMC G3500 | 5.7L V8 5736cc 350 CID |
| | 1971-1975 | AMERICAN MOTORS GREMLIN | 4.2L L6 4229cc 258 CID |
| | 1971-1975 | AMERICAN MOTORS HORNET | 5.9L V8 5900cc 360 CID |
| | 1971-1975 | AMERICAN MOTORS MATADOR | 4.2L L6 4229cc 258 CID |
| | 1971-1975 | AMERICAN MOTORS MATADOR | 5.0L V8 4983cc 304 CID |
| | 1971-1976 | AMERICAN MOTORS HORNET | 4.2L L6 4229cc 258 CID |
| | 1971-1976 | AMERICAN MOTORS MATADOR | 6.6L V8 6572cc 401 CID |
| | 1971-1976 | AMERICAN MOTORS MATADOR | 4.1L L6 4098cc 250 CID |
| | 1971-1976 | PONTIAC VENTURA | 4.1L L6 4098cc 250 CID |
| | 1971-1977 | GMC SPRINT | 5.7L V8 5736cc 350 CID |
| | 1971-1977 | GMC SPRINT | 5.9L V8 5900cc 360 CID |
| | 1971-1978 | AMERICAN MOTORS MATADOR | 4.1L L6 4100cc 250 CID |
| | 1971-1979 | CHECKER MARATHON DELUX LIMO | 5.7L V8 5736cc 350 CID |
| | 1972-1968 | CHEVROLET C30 | 5.7L V8 5736cc 350 CID |
| | 1972-1973 | GMC G2500 | 5.7L V8 5736cc 350 CID |
| | 1972-1973 | JAGUAR XJ6 | 4.2L L6 4235cc 258 CID |
| | 1972-1973 | JEEP COMMANDO | 5.0L V8 4983cc 304 CID |
| | 1972-1974 | AMERICAN MOTORS CLASSIC (MEX) | 4.2L L6 4200cc 258 CID |
| | 1972-1974 | AMERICAN MOTORS HORNET | 5.9L V8 5900cc 360 CID |
| | 1972-1974 | CHECKER MARATHON DELUXE | 4.1L L6 4100cc 250 CID |
| | 1972-1974 | GMC G1500 | 5.7L V8 5736cc 350 CID |
| | 1972-1974 | JEEP DJ5 | 3.8L L6 3802cc 232 CID |
| | 1972-1975 | AMERICAN MOTORS GREMLIN | 5.0L V8 4983cc 304 CID |
| | 1972-1975 | AMERICAN MOTORS HORNET | 4.2L L6 4229cc 258 CID |
| | 1972-1975 | CHEVROLET BELAIR | 6.6L V8 6556cc 400 CID |
| | 1972-1975 | CHEVROLET BELAIR | 6.6L V8 6589cc 402 CID |
| | 1972-1975 | JEEP CJ5 | 4.2L L6 4229cc 258 CID |
| | 1972-1975 | JEEP CJ5 | 5.0L V8 4983cc 304 CID |
| | 1972-1975 | JEEP CJ6 | 3.8L L6 3802cc 232 CID |
| | 1972-1975 | JEEP CJ6 | 4.2L L6 4229cc 258 CID |
| | 1972-1975 | JEEP CJ6 | 5.0L V8 4983cc 304 CID |
| | 1972-1976 | AMERICAN MOTORS CLASSIC (MEX) | 4.6L L6 4600cc 282 CID |
| | 1972-1976 | CHEVROLET P30 VAN | 6.6L V8 6556cc 400 CID |
| | 1972-1978 | JEEP CJ5 | 3.8L L6 3802cc 232 CID |
| | 1972-1979 | CHECKER MARATHON DELUXE | 5.7L V8 5737cc 350 CID |
| | 1972-1979 | CHEVROLET IMPALA | 4.1L L6 4098cc 250 CID |
| | 1973-1974 | AMERICAN MOTORS JAVELIN | 3.8L L6 3802cc 232 CID |
| | 1973-1974 | AMERICAN MOTORS JAVELIN | 4.2L L6 4229cc 258 CID |
| | 1973-1974 | AMERICAN MOTORS JAVELIN | 5.0L V8 4983cc 304 CID |
| | 1973-1974 | AMERICAN MOTORS JAVELIN | 5.9L V8 5900cc 360 CID |
| | 1973-1974 | AMERICAN MOTORS JAVELIN | 6.6L V8 6572cc 401 CID |
| | 1973-1974 | CHEVROLET MONTE CARLO | 5.7L V8 5736cc 350 CID |
| | 1973-1974 | JEEP DJ5 | 4.2L L6 4229cc 258 CID |
| | 1973-1975 | PONTIAC GRAND SAFARI S/W | 6.6L V8 6556cc 400 CID |
| | 1973-1975 | PONTIAC GRANDVILLE | 6.6L V8 6556cc 400 CID |

| USMW | Years | Application | Engine |
|------|-----------|--------------------------------|------------------------|
| | 1973-1976 | CHEVROLET LAGUNA | 5.7L V8 5736cc 350 CID |
| | 1973-1976 | GMC JIMMY | 4.8L L6 4786cc 292 CID |
| | 1973-1976 | OLDSMOBILE OMEGA | 4.1L L6 4098cc 250 CID |
| | 1973-1976 | PONTIAC FIREBIRD | 4.1L L6 4098cc 250 CID |
| | 1973-1983 | AMERICAN MOTORS AMERICAN (MEX) | 4.2L L6 4200cc 258 CID |
| | 1974-1975 | JEEP CHEROKEE | 4.2L L6 4229cc 258 CID |
| | 1974-1975 | JEEP J10 | 4.2L L6 4229cc 258 CID |
| | 1974-1976 | JEEP J20 | 4.2L L6 4229cc 258 CID |
| | 1974-1977 | GMC K3500 | 4.8L L6 4786cc 292 CID |
| | 1974-1978 | AMERICAN MOTORS MATADOR | 4.2L L6 4229cc 258 CID |
| | 1974-1978 | JEEP CHEROKEE | 6.6L V8 6572cc 401 CID |
| | 1974-1979 | CHEVROLET G30 | 5.7L V8 5736cc 350 CID |
| | 1974-1979 | JEEP CHEROKEE | 5.9L V8 5900cc 360 CID |
| | 1975-1967 | CHEVROLET K20 | 4.8L L6 4785cc 292 CID |
| | 1975-1971 | OLDSMOBILE CUTLASS | 4.3L V8 4261cc 260 CID |
| | 1975-1976 | CHEVROLET C20 | 4.8L L6 4785cc 292 CID |
| | 1975-1976 | PONTIAC GRAND LEMANS | 4.1L L6 4098cc 250 CID |
| | 1975-1977 | GMC C2500 | 5.7L V8 5736cc 350 CID |
| | 1975-1977 | GMC K2500 | 5.7L V8 5736cc 350 CID |
| | 1975-1977 | OLDSMOBILE OMEGA | 4.3L V8 4261cc 260 CID |
| | 1975-1978 | AMERICAN MOTORS PACER | 3.8L L6 3802cc 232 CID |
| | 1975-1979 | AMERICAN MOTORS PACER | 4.2L L6 4229cc 258 CID |
| | 1975-1982 | CHECKER MARATHON | 4.1L L6 4100cc 250 CID |
| | 1975-1983 | AMERICAN MOTORS AMERICAN (MEX) | 4.6L L6 4600cc 282 CID |
| | 1976-1971 | OLDSMOBILE CUTLASS | 4.3L V8 4261cc 260 CID |
| | 1976-1975 | AMERICAN MOTORS GREMLIN | 5.0L V8 4982cc 304 CID |
| | 1976-1977 | AMERICAN MOTORS HORNET | 5.0L V8 4982cc 304 CID |
| | 1976-1977 | AMERICAN MOTORS MATADOR | 5.0L V8 4982cc 304 CID |
| | 1976-1977 | CHEVROLET C10 | 4.1L L6 4097cc 250 CID |
| | 1976-1977 | CHEVROLET MONTE CARLO | 6.6L V8 6556cc 400 CID |
| | 1976-1977 | GMC SPRINT | 6.6L V8 6556cc 400 CID |
| | 1976-1978 | AMERICAN MOTORS GREMLIN | 4.2L L6 4228cc 258 CID |
| | 1976-1978 | AMERICAN MOTORS MATADOR | 4.2L L6 4228cc 258 CID |
| | 1976-1978 | JEEP CJ7 | 3.8L L6 3802cc 232 CID |
| | 1976-1979 | AMERICAN MOTORS PACER | 4.2L L6 4228cc 258 CID |
| | 1976-1979 | CHECKER MARATHON | 4.1L L6 4100cc 250 CID |
| | 1976-1979 | JEEP CHEROKEE | 4.2L L6 4228cc 258 CID |
| | 1976-1979 | JEEP CJ5 | 4.2L L6 4228cc 258 CID |
| | 1976-1979 | JEEP CJ5 | 5.0L V8 4982cc 304 CID |
| | 1976-1979 | JEEP CJ7 | 4.2L L6 4228cc 258 CID |
| | 1976-1979 | JEEP CJ7 | 5.0L V8 4982cc 304 CID |
| | 1976-1979 | JEEP J10 | 4.2L L6 4228cc 258 CID |
| | 1976-1980 | INTERNATIONAL TERRA PICKUP | 5.0L V8 4983cc 304 CID |
| | 1976-1980 | INTERNATIONAL TERRA PICKUP | 5.6L V8 5655cc 345 CID |
| | 1976-1980 | INTERNATIONAL TRAVELER | 5.0L V8 4983cc 304 CID |
| | 1976-1980 | INTERNATIONAL TRAVELER | 5.6L V8 5655cc 345 CID |
| | 1977-1967 | GMC C2500 | 5.0L V8 4998cc 305 CID |
| | 1977-1971 | OLDSMOBILE CUTLASS | 4.3L V8 4261cc 260 CID |
| | 1977-1976 | AMERICAN MOTORS HORNET | 4.2L L6 4228cc 258 CID |
| | 1977-1978 | PONTIAC PHOENIX | 2.5L L4 2474cc 151 CID |
| | 1977-1978 | PONTIAC SUNBIRD | 2.5L L4 2474cc 151 CID |
| | 1977-1979 | CHECKER MARATHON | 5.7L V8 5737cc 350 CID |
| | 1977-1979 | CHEVROLET IMPALA | 5.0L V8 4998cc 305 CID |
| | 1977-1979 | CHEVROLET IMPALA | 5.7L V8 5736cc 350 CID |
| | 1977-1979 | GMC JIMMY | 4.1L L6 4098cc 250 CID |
| | 1977-1979 | OLDSMOBILE OMEGA | 5.0L V8 4998cc 305 CID |
| | 1977-1979 | PONTIAC PHOENIX | 5.0L V8 4998cc 305 CID |
| | 1977-1979 | PONTIAC PHOENIX | 5.7L V8 5736cc 350 CID |
| | 1977-1980 | CHECKER MARATHON | 5.0L V8 5000cc 305 CID |
| | 1977-1980 | CHECKER MARATHON DELUXE | 5.0L V8 5000cc 305 CID |
| | 1978-1979 | AMERICAN MOTORS AMX | 4.2L L6 4228cc 258 CID |
| | 1978-1979 | AMERICAN MOTORS AMX | 5.0L V8 4982cc 304 CID |
| | 1978-1979 | AMERICAN MOTORS CONCORD | 2.0L L4 1983cc 121 CID |
| | 1978-1979 | AMERICAN MOTORS CONCORD | 3.8L L6 3802cc 232 CID |
| | 1978-1979 | AMERICAN MOTORS CONCORD | 4.2L L6 4228cc 258 CID |
| | 1978-1979 | AMERICAN MOTORS CONCORD | 5.0L V8 4982cc 304 CID |
| | 1978-1979 | AMERICAN MOTORS PACER | 5.0L V8 4982cc 304 CID |
| | 1978-1979 | OLDSMOBILE CUTLASS CRUISER | 5.0L V8 4998cc 305 CID |
| | 1978-1979 | OLDSMOBILE STARFIRE | 5.0L V8 4998cc 305 CID |

| USMW | Years | Application | Engine | |
|-----------|-----------|-------------------------------|------------------------|------------------------|
| 21049 | 1978-1979 | PONTIAC SUNBIRD | 5.0L V8 4998cc 305 CID | |
| | 1979-1969 | AMERICAN MOTORS SPIRIT | 2.0L L4 1983cc 121 CID | |
| | 1979-1969 | AMERICAN MOTORS SPIRIT | 3.8L L6 3802cc 232 CID | |
| | 1979-1969 | AMERICAN MOTORS SPIRIT | 4.2L L6 4228cc 258 CID | |
| | 1979-1969 | AMERICAN MOTORS SPIRIT | 5.0L V8 4982cc 304 CID | |
| | 1979-1983 | AMERICAN MOTORS GREMLIN (MEX) | 4.2L L6 4200cc 258 CID | |
| | 1979-1983 | AMERICAN MOTORS GREMLIN (MEX) | 4.6L L6 4600cc 282 CID | |
| | 1979-1987 | CHEVROLET C30 (MEX) | 5.7L V8 5700cc 350 CID | |
| | 1980-1981 | CHECKER MARATHON | 4.4L V8 4376cc 267 CID | |
| | 1980-1981 | CHECKER MARATHON | 5.7L V8 5736cc 350 CID | |
| | 1980-1981 | CHECKER MARATHON DELUXE | 4.4L V8 4376cc 267 CID | |
| | 1980-1981 | CHECKER MARATHON DELUXE | 5.7L V8 5736cc 350 CID | |
| | 1980-1982 | CHECKER MARATHON | 3.8L L6 3753cc 229 CID | |
| | 1980-1983 | AMERICAN MOTORS LERMA (MEX) | 4.6L L6 4600cc 282 CID | |
| | 1987-1968 | CHEVROLET C20 (MEX) | 5.7L V8 5700cc 350 CID | |
| | 22010 | 1986 | FORD RANGER | 2.0L L4 1989cc 122 CID |
| | | 1988 | FORD RANGER | 2.3L L4 140 CID |
| 1990 | | FORD RANGER | 2.3L L4 140 CID | |
| 1995 | | FORD RANGER | 2.3L L4 140 CID | |
| 1998 | | FORD RANGER | 2.5L L4 153 CID | |
| 1999 | | MAZDA B2500 | 2.5L L4 2492cc | |
| 1983-1985 | | FORD RANGER | 2.0L L4 1989cc 122 CID | |
| 1983-1985 | | FORD RANGER | 2.3L L4 140 CID | |
| 1983-1986 | | FORD RANGER | 2.3L L4 140 CID | |
| 1983-1988 | | FORD RANGER | 2.3L L4 140 CID | |
| 1984-1988 | | FORD RANGER | 2.0L L4 1989cc 122 CID | |
| 1984-1988 | | FORD RANGER | 2.3L L4 140 CID | |
| 1986-1987 | | FORD AEROSTAR | 2.3L L4 140 CID | |
| 1986-1988 | | FORD RANGER | 2.3L L4 140 CID | |
| 1987-1988 | | FORD RANGER | 2.3L L4 140 CID | |
| 1989-1992 | | FORD RANGER | 2.3L L4 140 CID | |
| 1989-1995 | | FORD RANGER | 2.3L L4 140 CID | |
| 1989-1997 | | FORD RANGER | 2.3L L4 140 CID | |
| 1991-1997 | | FORD RANGER | 2.3L L4 140 CID | |
| 1993-1997 | | FORD RANGER | 2.3L L4 140 CID | |
| 1994-1997 | | MAZDA B2300 | 2.3L L4 2295cc | |
| 1998-2001 | | FORD RANGER | 2.5L L4 153 CID | |
| 1998-2001 | | MAZDA B2500 | 2.5L L4 2492cc | |
| 22011 | 1961 | FORD FALCON RANCHERO | 2.4L L6 2360cc 144 CID | |
| | 1961 | FORD FALCON RANCHERO | 2.8L L6 2788cc 170 CID | |
| | 1962 | FORD FAIRLANE | 2.8L L6 2786cc 170 CID | |
| | 1962 | FORD FALCON | 2.8L L6 2788cc 170 CID | |
| | 1963 | CHEVROLET IMPALA | 7.0L V8 6997cc 427 CID | |
| | 1963 | FORD FALCON | 3.6L V8 3622cc 221 CID | |
| | 1963 | FORD THUNDERBIRD | 6.6L V8 6654cc 406 CID | |
| | 1963 | MERCURY MARAUDER | 6.6L V8 6654cc 406 CID | |
| | 1964 | FORD GALAXIE 500 | 7.0L V8 6999cc 427 CID | |
| | 1964 | MERCURY CYCLONE | 3.3L L6 3277cc 200 CID | |
| | 1965 | CHEVROLET CHEVELLE | 5.4L V8 327 CID | |
| | 1965 | FORD FALCON | 4.7L V8 4737cc 289 CID | |
| | 1966 | CHEVROLET CAPRICE | 4.6L V8 4638cc 283 CID | |
| | 1966 | CHEVROLET CAPRICE | 6.5L V8 6489cc 396 CID | |
| | 1966 | CHEVROLET CAPRICE | 7.0L V8 6998cc 427 CID | |
| | 1966 | CHEVROLET EL CAMINO | 6.5L V8 6489cc 396 CID | |
| | 1967 | FORD LTD | 6.4L V8 6392cc 390 CID | |
| | 1967 | MERCURY MARQUIS | 7.0L V8 6997cc 427 CID | |
| | 1968 | BUICK SPECIAL | 4.1L L6 4097cc 250 CID | |
| | 1968 | BUICK SPECIAL | 4.1L L6 4098cc 250 CID | |
| | 1968 | CHEVROLET CHEVY II | 5.7L V8 5736cc 350 CID | |
| | 1968 | CHEVROLET CHEVY II | 6.5L V8 6489cc 396 CID | |
| | 1968 | FORD CUSTOM | 7.0L V8 6997cc 427 CID | |
| | 1968 | FORD FAIRLANE | 3.3L L6 3277cc 200 CID | |
| | 1968 | FORD FAIRLANE | 3.3L L6 3278cc 200 CID | |
| | 1968 | FORD FAIRLANE | 7.0L V8 6997cc 427 CID | |
| | 1968 | FORD TORINO | 4.7L V8 4727cc 289 CID | |
| | 1968 | MERCURY COUGAR | 7.0L V8 6997cc 427 CID | |
| | 1968 | MERCURY MONTEGO | 3.3L L6 3277cc 200 CID | |
| | 1968 | MERCURY MONTEGO | 3.3L L6 3278cc 200 CID | |
| | 1968 | MERCURY MONTEGO | 4.7L V8 4727cc 289 CID | |

| USMW | Years | Application | Engine |
|------|-------|---------------------------------|------------------------|
| | 1969 | MERCURY COMET | 5.8L V8 5753cc 351 CID |
| | 1969 | MERCURY COUGAR | 5.0L V8 4950cc 302 CID |
| | 1969 | MERCURY MARQUIS | 7.0L V8 429 CID |
| | 1970 | FORD FALCON | 4.1L L6 4097cc 250 CID |
| | 1970 | FORD FALCON | 4.1L L6 4098cc 250 CID |
| | 1970 | FORD FALCON | 5.8L V8 5753cc 351 CID |
| | 1970 | FORD FALCON | 7.0L V8 7030cc 429 CID |
| | 1970 | FORD LTD | 6.4L V8 390 CID |
| | 1970 | MERCURY COMET | 7.0L V8 7030cc 429 CID |
| | 1971 | MERCURY CYCLONE | 6.6L V8 6555cc 400 CID |
| | 1972 | FORD THUNDERBIRD | 6.6L V8 6556cc 400 CID |
| | 1976 | FORD F-150 | 5.9L V8 360 CID |
| | 1977 | LINCOLN VERSAILLES | 5.8L V8 351 CID |
| | 1978 | FORD FUTURA | 5.0L V8 4949cc 302 CID |
| | 1979 | FORD MUSTANG | 5.0L V8 302 CID |
| | 1979 | MERCURY CAPRI | 3.3L L6 200 CID |
| | 1979 | MERCURY CAPRI | 5.0L V8 302 CID |
| | 1979 | MERCURY MARQUIS | 5.0L V8 302 CID |
| | 1980 | FORD GRANADA | 4.2L V8 255 CID |
| | 1980 | FORD GRANADA | 5.0L V8 302 CID |
| | 1980 | LINCOLN CONTINENTAL | 5.8L V8 351 CID |
| | 1980 | LINCOLN MARK VI | 5.8L V8 351 CID |
| | 1980 | LINCOLN VERSAILLES | 5.0L V8 302 CID |
| | 1980 | MERCURY MONARCH | 4.2L V8 255 CID |
| | 1980 | MERCURY MONARCH | 5.0L V8 302 CID |
| | 1981 | FORD FAIRMONT | 4.2L V8 255 CID |
| | 1981 | FORD GRANADA | 4.2L V8 255 CID |
| | 1981 | FORD THUNDERBIRD | 4.2L V8 255 CID |
| | 1981 | MERCURY COUGAR | 4.2L V8 255 CID |
| | 1982 | FORD F350 | 4.9L L6 4917cc 300 CID |
| | 1982 | LINCOLN MARK VI | 5.0L V8 302 CID |
| | 1982 | MERCURY ZEPHYR | 3.3L L6 200 CID |
| | 1982 | MERCURY ZEPHYR | 4.2L V8 255 CID |
| | 1983 | FORD E-100 ECONOLINE | 5.0L V8 302 CID |
| | 1983 | FORD E-100 ECONOLINE | 5.8L V8 351 CID |
| | 1983 | FORD E-100 ECONOLINE CLUB WAGON | 5.0L V8 302 CID |
| | 1983 | FORD E-100 ECONOLINE CLUB WAGON | 5.8L V8 351 CID |
| | 1983 | FORD E-150 ECONOLINE | 5.0L V8 302 CID |
| | 1983 | FORD E-150 ECONOLINE | 5.8L V8 351 CID |
| | 1983 | FORD E-150 ECONOLINE CLUB WAGON | 5.0L V8 302 CID |
| | 1983 | FORD E-150 ECONOLINE CLUB WAGON | 5.8L V8 351 CID |
| | 1983 | FORD E-250 ECONOLINE | 5.0L V8 302 CID |
| | 1983 | FORD E-250 ECONOLINE | 5.8L V8 351 CID |
| | 1983 | FORD F-100 | 5.0L V8 302 CID |
| | 1983 | FORD F-150 | 5.0L V8 302 CID |
| | 1983 | FORD F-150 | 5.8L V8 351 CID |
| | 1983 | FORD F-250 | 5.0L V8 302 CID |
| | 1983 | FORD F-250 | 5.8L V8 351 CID |
| | 1983 | FORD F-350 | 5.8L V8 351 CID |
| | 1983 | FORD THUNDERBIRD | 5.0L V8 302 CID |
| | 1983 | LINCOLN CONTINENTAL | 5.0L V8 302 CID |
| | 1984 | FORD E-150 ECONOLINE | 5.0L V8 302 CID |
| | 1984 | FORD E-150 ECONOLINE CLUB WAGON | 5.0L V8 302 CID |
| | 1984 | FORD E-250 ECONOLINE | 5.0L V8 302 CID |
| | 1984 | FORD E-250 ECONOLINE CLUB WAGON | 5.8L V8 351 CID |
| | 1984 | FORD E-350 ECONOLINE CLUB WAGON | 5.8L V8 351 CID |
| | 1984 | FORD F-150 | 5.8L V8 351 CID |
| | 1984 | FORD F-250 | 5.8L V8 351 CID |
| | 1984 | FORD F-350 | 5.8L V8 351 CID |
| | 1984 | FORD THUNDERBIRD | 5.0L V8 302 CID |
| | 1984 | LINCOLN CONTINENTAL | 5.0L V8 302 CID |
| | 1984 | LINCOLN MARK VII | 5.0L V8 302 CID |
| | 1985 | FORD BRONCO | 5.8L V8 351 CID |
| | 1985 | FORD E-250 ECONOLINE CLUB WAGON | 5.8L V8 351 CID |
| | 1985 | FORD E-350 ECONOLINE | 5.8L V8 351 CID |
| | 1985 | FORD E-350 ECONOLINE CLUB WAGON | 5.8L V8 351 CID |
| | 1985 | FORD F-150 | 5.8L V8 351 CID |
| | 1985 | FORD F-250 | 5.8L V8 351 CID |
| | 1985 | FORD F-350 | 5.8L V8 351 CID |

| USMW | Years | Application | Engine |
|-------|-----------|---------------------------------|------------------------|
| 22011 | 1986 | FORD E-150 ECONOLINE | 5.8L V8 351 CID |
| | 1986 | FORD E-150 ECONOLINE CLUB WAGON | 5.8L V8 351 CID |
| | 1986 | FORD E-250 ECONOLINE | 5.8L V8 351 CID |
| | 1986 | FORD E-250 ECONOLINE CLUB WAGON | 5.8L V8 351 CID |
| | 1986 | FORD E-350 ECONOLINE CLUB WAGON | 5.8L V8 351 CID |
| | 1986 | FORD F-150 | 5.8L V8 351 CID |
| | 1986 | FORD F200 (MEX) | 5.0L V8 5000cc 302 CID |
| | 1986 | FORD F-250 | 5.8L V8 351 CID |
| | 1986 | FORD F-350 | 5.8L V8 351 CID |
| | 1986 | FORD LTD | 5.0L V8 302 CID |
| | 1986 | FORD LTD | 5.8L V8 351 CID |
| | 1986 | MERCURY GRAND MARQUIS | 5.8L V8 351 CID |
| | 1987 | FORD E-150 ECONOLINE | 5.8L V8 351 CID |
| | 1987 | FORD E-150 ECONOLINE CLUB WAGON | 5.8L V8 351 CID |
| | 1987 | FORD E-250 ECONOLINE | 5.8L V8 351 CID |
| | 1987 | FORD F-150 | 1966-1967 |
| | 1987 | FORD F-250 | 5.8L V8 351 CID |
| | 1987 | FORD F-350 | 5.8L V8 351 CID |
| | 1989 | LINCOLN TOWN CAR | 5.0L V8 302 CID |
| | 1990 | LINCOLN TOWN CAR | 5.0L V8 302 CID |
| | 1959-1960 | CHEVROLET EL CAMINO | 5.7L V8 5704cc 348 CID |
| | 1959-1961 | CHEVROLET IMPALA | 5.7L V8 5704cc 348 CID |
| | 1959-1966 | CHEVROLET EL CAMINO | 4.6L V8 4638cc 283 CID |
| | 1959-1967 | CHEVROLET IMPALA | 4.6L V8 4638cc 283 CID |
| | 1961-1962 | FORD FALCON | 2.4L L6 2360cc 144 CID |
| | 1961-1962 | MERCURY MONTEREY | 5.8L V8 5769cc 352 CID |
| | 1961-1965 | CHEVROLET IMPALA | 6.7L V8 6704cc 409 CID |
| | 1961-1966 | FORD FAIRLANE | 5.8L V8 352 CID |
| | 1961-1966 | FORD FAIRLANE | 5.8L V8 5769cc 352 CID |
| | 1961-1967 | FORD FAIRLANE | 6.4L V8 390 CID |
| | 1961-1967 | FORD GALAXIE | 5.8L V8 5769cc 352 CID |
| | 1961-1967 | FORD GALAXIE | 6.4L V8 6391cc 390 CID |
| | 1961-1968 | FORD THUNDERBIRD | 6.4L V8 6391cc 390 CID |
| | 1961-1969 | FORD FALCON | 2.8L L6 2786cc 170 CID |
| | 1961-1970 | FORD FAIRLANE | 6.4L V8 6391cc 390 CID |
| | 1961-1970 | MERCURY MONTEREY | 6.4L V8 6391cc 390 CID |
| | 1962-1963 | FORD GALAXIE | 6.6L V8 6654cc 406 CID |
| | 1962-1963 | MERCURY MONTEREY | 6.4L V8 390 CID |
| | 1962-1963 | MERCURY MONTEREY | 6.6L V8 6654cc 406 CID |
| | 1963-1964 | FORD FALCON | 2.4L L6 2360cc 144 CID |
| | 1963-1964 | FORD FALCON | 4.3L V8 4261cc 260 CID |
| | 1963-1967 | CHEVROLET CHEVY II | 4.6L V8 4638cc 283 CID |
| | 1963-1967 | FORD FAIRLANE | 4.7L V8 289 CID |
| | 1963-1967 | FORD GALAXIE | 4.7L V8 4727cc 289 CID |
| | 1963-1967 | MERCURY MARAUDER | 7.0L V8 6997cc 427 CID |
| | 1963-1967 | MERCURY MONTEREY | 7.0L V8 6997cc 427 CID |
| | 1963-1968 | FORD FAIRLANE | 4.7L V8 4727cc 289 CID |
| | 1963-1970 | MERCURY MARAUDER | 6.4L V8 6391cc 390 CID |
| | 1963-1974 | MERCURY COMET | 3.3L L6 3277cc 200 CID |
| | 1964-1965 | CHEVROLET IMPALA | 6.7L V8 409 CID |
| | 1964-1966 | CHEVROLET CHEVELLE | 4.6L V8 4638cc 283 CID |
| | 1964-1966 | CHEVROLET MALIBU | 4.6L V8 4638cc 283 CID |
| | 1964-1966 | FORD CUSTOM | 5.8L V8 5769cc 352 CID |
| | 1964-1967 | CHEVROLET IMPALA | 4.6L V8 283 CID |
| | 1964-1967 | CHEVROLET IMPALA | 5.4L V8 327 CID |
| | 1964-1967 | FORD CUSTOM | 5.8L V8 5769cc 352 CID |
| | 1964-1967 | MERCURY MONTCLAIR | 7.0L V8 6997cc 427 CID |
| | 1964-1967 | MERCURY PARK LANE | 7.0L V8 6997cc 427 CID |
| | 1964-1968 | FORD CUSTOM | 4.7L V8 4727cc 289 CID |
| | 1964-1968 | FORD FALCON | 4.7L V8 4727cc 289 CID |
| | 1964-1968 | FORD MUSTANG | 4.7L V8 4727cc 289 CID |
| | 1964-1968 | MERCURY COMET | 4.7L V8 4727cc 289 CID |
| | 1964-1968 | MERCURY CYCLONE | 4.7L V8 4727cc 289 CID |
| | 1964-1968 | MERCURY MONTCLAIR | 6.4L V8 6391cc 390 CID |
| | 1964-1968 | MERCURY PARK LANE | 6.4L V8 6391cc 390 CID |
| | 1964-1969 | MERCURY COMET | 7.0L V8 6997cc 427 CID |
| | 1964-1969 | MERCURY CYCLONE | 7.0L V8 6997cc 427 CID |
| | 1964-1970 | FORD FALCON | 3.3L L6 3277cc 200 CID |
| | 1964-1971 | FORD CUSTOM | 6.4L V8 6391cc 390 CID |

| USMW | Years | Application | Engine |
|------|-----------|---------------------|------------------------|
| | 1965-1966 | CHEVROLET CHEVELLE | 4.6L V8 283 CID |
| | 1965-1966 | CHEVROLET CHEVELLE | 6.5L V8 6489cc 396 CID |
| | 1965-1966 | CHEVROLET MALIBU | 6.5L V8 6489cc 396 CID |
| | 1965-1967 | CHEVROLET IMPALA | 4.1L L6 250 CID |
| | 1965-1967 | CHEVROLET IMPALA | 6.5L V8 396 CID |
| | 1965-1967 | FORD FALCON | 2.8L L6 170 CID |
| | 1965-1967 | FORD FALCON | 3.3L L6 200 CID |
| | 1965-1967 | FORD FALCON | 4.7L V8 289 CID |
| | 1965-1967 | FORD LTD | 5.8L V8 5769cc 352 CID |
| | 1965-1968 | CHEVROLET IMPALA | 4.1L L6 4097cc 250 CID |
| | 1965-1968 | CHEVROLET IMPALA | 4.1L L6 4098cc 250 CID |
| | 1965-1968 | CHEVROLET IMPALA | 6.5L V8 6489cc 396 CID |
| | 1965-1968 | FORD LTD | 4.7L V8 4727cc 289 CID |
| | 1965-1971 | FORD LTD | 6.4L V8 6391cc 390 CID |
| | 1965-1977 | MERCURY COMET | 3.3L L6 200 CID |
| | 1966-1967 | CHEVROLET IMPALA | 7.0L V8 427 CID |
| | 1966-1967 | MERCURY CAPRI | 3.3L L6 3277cc 200 CID |
| | 1966-1967 | MERCURY CAPRI | 4.7L V8 4727cc 289 CID |
| | 1966-1967 | MERCURY CAPRI | 6.4L V8 6391cc 390 CID |
| | 1966-1967 | MERCURY CAPRI | 7.0L V8 6997cc 427 CID |
| | 1966-1968 | CHEVROLET IMPALA | 7.0L V8 6998cc 427 CID |
| | 1966-1968 | FORD BRONCO | 4.7L V8 4727cc 289 CID |
| | 1966-1968 | MERCURY MONTCLAIR | 7.0L V8 7014cc 428 CID |
| | 1966-1968 | MERCURY PARK LANE | 7.0L V8 7014cc 428 CID |
| | 1966-1970 | MERCURY COMET | 6.4L V8 6391cc 390 CID |
| | 1966-1970 | MERCURY CYCLONE | 6.4L V8 6391cc 390 CID |
| | 1966-1970 | MERCURY MARAUDER | 7.0L V8 7014cc 428 CID |
| | 1966-1970 | MERCURY MONTEREY | 7.0L V8 7014cc 428 CID |
| | 1967-1968 | CHEVROLET CAMARO | 4.1L L6 4097cc 250 CID |
| | 1967-1968 | CHEVROLET CAMARO | 4.1L L6 4098cc 250 CID |
| | 1967-1968 | CHEVROLET CAMARO | 5.7L V8 5736cc 350 CID |
| | 1967-1968 | CHEVROLET CAMARO | 6.5L V8 6489cc 396 CID |
| | 1967-1968 | CHEVROLET CHEVY II | 4.1L L6 4097cc 250 CID |
| | 1967-1968 | CHEVROLET CHEVY II | 4.1L L6 4098cc 250 CID |
| | 1967-1968 | MERCURY COUGAR | 4.7L V8 4727cc 289 CID |
| | 1967-1969 | FORD MUSTANG | 6.4L V8 6391cc 390 CID |
| | 1967-1970 | MERCURY COUGAR | 6.4L V8 6391cc 390 CID |
| | 1967-1970 | MERCURY MARQUIS | 6.4L V8 6391cc 390 CID |
| | 1967-1970 | MERCURY MARQUIS | 7.0L V8 7014cc 428 CID |
| | 1967-1972 | FORD CUSTOM | 3.9L L6 3933cc 240 CID |
| | 1968-1969 | MERCURY COMET | 7.0L V8 7014cc 428 CID |
| | 1968-1969 | MERCURY CYCLONE | 7.0L V8 7014cc 428 CID |
| | 1968-1969 | MERCURY MONTEGO | 6.4L V8 6391cc 390 CID |
| | 1968-1969 | MERCURY MONTEGO | 7.0L V8 6997cc 427 CID |
| | 1968-1969 | MERCURY MONTEGO | 7.0L V8 7014cc 428 CID |
| | 1968-1970 | FORD CUSTOM | 7.0L V8 7014cc 428 CID |
| | 1968-1970 | FORD FAIRLANE | 5.0L V8 4949cc 302 CID |
| | 1968-1970 | FORD FALCON | 3.3L L6 3278cc 200 CID |
| | 1968-1970 | FORD FALCON | 5.0L V8 4949cc 302 CID |
| | 1968-1970 | FORD TORINO | 6.4L V8 6391cc 390 CID |
| | 1968-1970 | MERCURY COUGAR | 7.0L V8 7014cc 428 CID |
| | 1968-1971 | LINCOLN MARK III | 7.5L V8 7539cc 460 CID |
| | 1968-1971 | MERCURY COUGAR | 5.0L V8 4949cc 302 CID |
| | 1968-1971 | MERCURY CYCLONE | 5.0L V8 4949cc 302 CID |
| | 1968-1972 | FORD CUSTOM | 5.0L V8 4949cc 302 CID |
| | 1968-1973 | FORD MUSTANG | 5.0L V8 4949cc 302 CID |
| | 1968-1974 | FORD BRONCO | 5.0L V8 4949cc 302 CID |
| | 1968-1974 | FORD BRONCO | 5.0L V8 4950cc 302 CID |
| | 1968-1974 | FORD LTD | 5.0L V8 4949cc 302 CID |
| | 1968-1974 | FORD TORINO | 5.0L V8 4949cc 302 CID |
| | 1968-1974 | LINCOLN CONTINENTAL | 7.5L V8 7539cc 460 CID |
| | 1968-1974 | MERCURY COMET | 3.3L L6 3278cc 200 CID |
| | 1968-1974 | MERCURY COMET | 5.0L V8 4949cc 302 CID |
| | 1968-1974 | MERCURY MONTEGO | 5.0L V8 4949cc 302 CID |
| | 1968-1977 | CHEVROLET NOVA | 5.0L V8 5032cc 307 CID |
| | 1969-1970 | FORD FAIRLANE | 4.1L L6 4097cc 250 CID |
| | 1969-1970 | FORD FAIRLANE | 4.1L L6 4098cc 250 CID |
| | 1969-1970 | FORD FAIRLANE | 5.8L V8 5752cc 351 CID |
| | 1969-1970 | FORD FAIRLANE | 5.8L V8 5753cc 351 CID |

| USMW | Years | Application | Engine | USMW | Years | Application | Engine |
|-----------|--------------------|------------------------|------------------------|-----------------------|------------------------|------------------------|--------|
| 22011 | 1969-1970 | FORD FALCON | 5.8L V8 5752cc 351 CID | 1975-1976 | FORD TORINO | 6.6L V8 400 CID | |
| | 1969-1970 | MERCURY COMET | 5.8L V8 5752cc 351 CID | 1975-1976 | LINCOLN MARK IV | 7.5L V8 460 CID | |
| | 1969-1970 | MERCURY MARAUDER | 7.0L V8 7030cc 429 CID | 1975-1976 | MERCURY MONTEGO | 5.8L V8 351 CID | |
| | 1969-1971 | MERCURY COUGAR | 7.0L V8 7030cc 429 CID | 1975-1976 | MERCURY MONTEGO | 6.6L V8 400 CID | |
| | 1969-1971 | MERCURY CYCLONE | 5.8L V8 5752cc 351 CID | 1975-1977 | FORD BRONCO | 5.0L V8 302 CID | |
| | 1969-1971 | MERCURY CYCLONE | 5.8L V8 5753cc 351 CID | 1975-1977 | FORD GRANADA | 3.3L L6 200 CID | |
| | 1969-1971 | MERCURY CYCLONE | 7.0L V8 7030cc 429 CID | 1975-1977 | FORD GRANADA | 5.8L V8 351 CID | |
| | 1969-1972 | FORD CUSTOM | 5.8L V8 5752cc 351 CID | 1975-1977 | FORD MAVERICK | 3.3L L6 200 CID | |
| | 1969-1972 | FORD CUSTOM | 5.8L V8 5753cc 351 CID | 1975-1977 | FORD MAVERICK | 4.1L L6 250 CID | |
| | 1969-1972 | FORD CUSTOM | 7.0L V8 7030cc 429 CID | 1975-1977 | FORD MAVERICK | 5.0L V8 302 CID | |
| | 1969-1973 | FORD MUSTANG | 4.1L L6 4097cc 250 CID | 1975-1977 | MERCURY COMET | 4.1L L6 250 CID | |
| | 1969-1973 | FORD MUSTANG | 4.1L L6 4098cc 250 CID | 1975-1977 | MERCURY COMET | 5.0L V8 302 CID | |
| | 1969-1973 | FORD MUSTANG | 5.8L V8 5752cc 351 CID | 1975-1977 | MERCURY MONARCH | 3.3L L6 200 CID | |
| | 1969-1973 | FORD MUSTANG | 5.8L V8 5753cc 351 CID | 1975-1977 | MERCURY MONARCH | 5.8L V8 351 CID | |
| | 1969-1973 | MERCURY MARQUIS | 7.0L V8 7030cc 429 CID | 1975-1978 | FORD LTD | 6.6L V8 400 CID | |
| | 1969-1973 | MERCURY MONTEREY | 7.0L V8 7030cc 429 CID | 1975-1978 | FORD MUSTANG II | 5.0L V8 302 CID | |
| | 1969-1974 | FORD LTD | 5.8L V8 5752cc 351 CID | 1975-1978 | LINCOLN CONTINENTAL | 7.5L V8 460 CID | |
| | 1969-1974 | FORD LTD | 5.8L V8 5753cc 351 CID | 1975-1978 | MERCURY COUGAR | 6.6L V8 400 CID | |
| | 1969-1974 | FORD TORINO | 4.1L L6 4097cc 250 CID | 1975-1978 | MERCURY MARQUIS | 6.6L V8 400 CID | |
| | 1969-1974 | FORD TORINO | 4.1L L6 4098cc 250 CID | 1975-1979 | FORD GRANADA | 4.1L L6 250 CID | |
| | 1969-1974 | FORD TORINO | 5.8L V8 5752cc 351 CID | 1975-1979 | FORD GRANADA | 5.0L V8 302 CID | |
| | 1969-1974 | FORD TORINO | 5.8L V8 5753cc 351 CID | 1975-1979 | MERCURY COUGAR | 5.8L V8 351 CID | |
| | 1969-1974 | MERCURY COMET | 4.1L L6 4097cc 250 CID | 1975-1979 | MERCURY MONARCH | 4.1L L6 250 CID | |
| | 1969-1974 | MERCURY COMET | 4.1L L6 4098cc 250 CID | 1975-1979 | MERCURY MONARCH | 5.0L V8 302 CID | |
| | 1969-1974 | MERCURY COUGAR | 5.8L V8 5752cc 351 CID | 1975-1982 | FORD F150 | 4.9L L6 4917cc 300 CID | |
| | 1969-1974 | MERCURY COUGAR | 5.8L V8 5753cc 351 CID | 1975-1982 | FORD F150 | 5.9L V8 5900cc 360 CID | |
| | 1969-1974 | MERCURY MONTEGO | 4.1L L6 4097cc 250 CID | 1976-1974 | FORD F100 | 5.9L V8 5900cc 360 CID | |
| | 1969-1974 | MERCURY MONTEGO | 4.1L L6 4098cc 250 CID | 1976-1974 | FORD F100 | 6.4L V8 6392cc 390 CID | |
| | 1969-1974 | MERCURY MONTEGO | 5.8L V8 5752cc 351 CID | 1976-1977 | FORD F-150 | 5.0L V8 302 CID | |
| | 1969-1974 | MERCURY MONTEGO | 5.8L V8 5753cc 351 CID | 1976-1979 | FORD F100 | 5.0L V8 4949cc 302 CID | |
| | 1970-1972 | FORD MAVERICK | 2.8L L6 2786cc 170 CID | 1976-1981 | FORD F100 | 4.9L L6 4917cc 300 CID | |
| | 1970-1972 | FORD MUSTANG | 5.0L V8 4950cc 302 CID | 1977-1978 | FORD F100 | 5.8L V8 5752cc 351 CID | |
| | 1970-1973 | MERCURY MONTEGO | 7.0L V8 7030cc 429 CID | 1977-1978 | FORD F100 (MEX) | 4.7L V8 4700cc 289 CID | |
| | 1970-1974 | FORD MAVERICK | 3.3L L6 3277cc 200 CID | 1977-1978 | FORD THUNDERBIRD | 6.6L V8 400 CID | |
| | 1970-1974 | FORD MAVERICK | 3.3L L6 3278cc 200 CID | 1977-1978 | LINCOLN MARK V | 7.5L V8 460 CID | |
| | 1970-1974 | FORD MAVERICK | 4.1L L6 4097cc 250 CID | 1977-1979 | FORD F-150 | 4.9L L6 4917cc 300 CID | |
| | 1970-1974 | FORD MAVERICK | 4.1L L6 4098cc 250 CID | 1977-1979 | FORD THUNDERBIRD | 5.0L V8 302 CID | |
| | 1970-1974 | MERCURY MARQUIS | 5.8L V8 5752cc 351 CID | 1977-1979 | FORD THUNDERBIRD | 5.8L V8 351 CID | |
| | 1970-1974 | MERCURY MONTEREY | 5.8L V8 5752cc 351 CID | 1977-1979 | LINCOLN CONTINENTAL | 6.6L V8 400 CID | |
| | 1970-1979 | FORD LTD | 5.0L V8 302 CID | 1977-1979 | LINCOLN MARK V | 6.6L V8 400 CID | |
| | 1970-1979 | FORD LTD | 5.8L V8 351 CID | 1977-1979 | LINCOLN VERSAILLES | 5.0L V8 302 CID | |
| | 1971-1972 | FORD CUSTOM | 6.6L V8 6555cc 400 CID | 1977-1979 | MERCURY COUGAR | 5.0L V8 302 CID | |
| | 1971-1972 | FORD CUSTOM | 6.6L V8 6556cc 400 CID | 1977-1982 | FORD F150 | 5.8L V8 5752cc 351 CID | |
| | 1971-1973 | MERCURY MARQUIS | 5.8L V8 5753cc 351 CID | 1978-1979 | FORD BRONCO | 5.8L V8 351 CID | |
| | 1971-1973 | MERCURY MONTEREY | 5.8L V8 5753cc 351 CID | 1978-1979 | FORD BRONCO | 6.6L V8 400 CID | |
| | 1971-1974 | FORD LTD | 6.6L V8 6555cc 400 CID | 1978-1979 | FORD F-150 | 5.8L V8 351 CID | |
| | 1971-1974 | FORD LTD | 6.6L V8 6556cc 400 CID | 1978-1979 | MERCURY MARQUIS | 5.8L V8 351 CID | |
| | 1971-1974 | FORD MAVERICK | 5.0L V8 4949cc 302 CID | 1978-1979 | MERCURY ZEPHYR | 3.3L L6 200 CID | |
| | 1971-1974 | FORD THUNDERBIRD | 6.6L V8 6555cc 400 CID | 1978-1979 | MERCURY ZEPHYR | 5.0L V8 302 CID | |
| | 1971-1974 | MERCURY MARQUIS | 6.6L V8 6555cc 400 CID | 1978-1987 | FORD FAIRMONT | 5.0L V8 4949cc 302 CID | |
| | 1971-1974 | MERCURY MARQUIS | 6.6L V8 6556cc 400 CID | 1979-1974 | FORD F100 | 4.9L L6 4917cc 300 CID | |
| | 1971-1974 | MERCURY MONTEREY | 6.6L V8 6555cc 400 CID | 1979-1974 | FORD F100 | 5.8L V8 5752cc 351 CID | |
| | 1971-1974 | MERCURY MONTEREY | 6.6L V8 6556cc 400 CID | 1979-1987 | FORD FAIRMONT | 5.0L V8 4949cc 302 CID | |
| | 1972-1974 | FORD TORINO | 6.6L V8 6555cc 400 CID | 1980-1981 | FORD F350 | 4.9L L6 4917cc 300 CID | |
| | 1972-1974 | FORD TORINO | 6.6L V8 6556cc 400 CID | 1980-1981 | FORD THUNDERBIRD | 4.2L V8 255 CID | |
| 1972-1974 | LINCOLN MARK IV | 7.5L V8 7539cc 460 CID | 1980-1981 | MERCURY COUGAR | 4.2L V8 255 CID | | |
| 1972-1974 | MERCURY MONTEGO | 6.6L V8 6555cc 400 CID | 1980-1981 | MERCURY GRAND MARQUIS | 5.8L V8 351 CID | | |
| 1972-1974 | MERCURY MONTEGO | 6.6L V8 6556cc 400 CID | 1980-1981 | MERCURY MARQUIS | 5.8L V8 351 CID | | |
| 1973-1974 | MERCURY COUGAR | 6.6L V8 6555cc 400 CID | 1980-1981 | MERCURY ZEPHYR | 4.2L V8 255 CID | | |
| 1973-1974 | MERCURY COUGAR | 6.6L V8 6556cc 400 CID | 1980-1982 | FORD E100 | 4.9L L6 4917cc 300 CID | | |
| 1975-1974 | FORD F100 | 4.9L L6 4917cc 300 CID | 1980-1982 | FORD E150 | 4.9L L6 4917cc 300 CID | | |
| 1975-1974 | FORD F100 | 5.0L V8 4950cc 302 CID | 1980-1982 | FORD E250 | 4.9L L6 4917cc 300 CID | | |
| 1975-1974 | FORD F100 | 5.9L V8 5900cc 360 CID | 1980-1982 | FORD E350 | 4.9L L6 4917cc 300 CID | | |
| 1975-1974 | FORD F100 | 6.4L V8 6392cc 390 CID | 1980-1982 | FORD F250 | 4.9L L6 4917cc 300 CID | | |
| 1975-1976 | FORD F150 | 6.4L V8 6392cc 390 CID | 1980-1982 | FORD FAIRMONT | 4.2L V8 255 CID | | |
| 1975-1976 | FORD F500 | 5.9L V8 5900cc 360 CID | 1980-1982 | FORD LTD | 5.0L V8 302 CID | | |
| 1975-1976 | FORD F500 | 6.4L V8 6392cc 390 CID | 1980-1982 | FORD LTD | 5.8L V8 351 CID | | |
| 1975-1976 | FORD GALAXIE (MEX) | 5.8L V8 5800cc 351 CID | 1980-1982 | FORD THUNDERBIRD | 4.2L V8 255 CID | | |
| 1975-1976 | FORD TORINO | 5.8L V8 351 CID | 1980-1982 | MERCURY COUGAR | 4.2L V8 255 CID | | |

FAN CLUTCHES

| USMW | Years | Application | Engine |
|-----------|-------------------------|---------------------------------|------------------------|
| 22011 | 1980-1982 | MERCURY MARQUIS | 5.0L V8 302 CID |
| | 1980-1982 | MERCURY ZEPHYR | 3.3L L6 200 CID |
| | 1980-1983 | FORD LTD | 5.0L V8 302 CID |
| | 1980-1983 | LINCOLN MARK VI | 5.0L V8 302 CID |
| | 1980-1984 | FORD LTD | 5.8L V8 351 CID |
| | 1980-1984 | MERCURY GRAND MARQUIS | 5.0L V8 302 CID |
| | 1981-1982 | FORD F100 | 4.2L V8 4179cc 255 CID |
| | 1981-1982 | FORD LTD | 4.2L V8 255 CID |
| | 1981-1982 | FORD THUNDERBIRD | 4.2L V8 255 CID |
| | 1981-1982 | MERCURY GRAND MARQUIS | 4.2L V8 255 CID |
| | 1981-1982 | MERCURY MARQUIS | 4.2L V8 255 CID |
| | 1981-1990 | LINCOLN TOWN CAR | 5.0L V8 302 CID |
| | 1982-1983 | LINCOLN MARK VI | 5.0L V8 302 CID |
| | 1982-1990 | LINCOLN TOWN CAR | 5.0L V8 302 CID |
| | 1983-1984 | FORD E-150 ECONOLINE | 5.0L V8 302 CID |
| | 1983-1984 | FORD E-150 ECONOLINE CLUB WAGON | 5.0L V8 302 CID |
| | 1983-1984 | FORD E-250 ECONOLINE | 5.0L V8 302 CID |
| | 1983-1984 | FORD E-250 ECONOLINE CLUB WAGON | 5.8L V8 351 CID |
| | 1983-1984 | FORD E-350 ECONOLINE CLUB WAGON | 5.8L V8 351 CID |
| | 1983-1984 | FORD F-150 | 5.0L V8 302 CID |
| | 1983-1984 | FORD F-250 | 5.0L V8 302 CID |
| | 1983-1984 | FORD LTD | 5.8L V8 351 CID |
| | 1983-1984 | FORD THUNDERBIRD | 5.0L V8 302 CID |
| | 1983-1985 | MERCURY COUGAR | 5.0L V8 302 CID |
| | 1983-1987 | FORD E-250 ECONOLINE CLUB WAGON | 5.8L V8 351 CID |
| | 1983-1987 | FORD E-350 ECONOLINE | 5.8L V8 351 CID |
| | 1983-1987 | FORD E-350 ECONOLINE CLUB WAGON | 5.8L V8 351 CID |
| | 1983-1991 | MERCURY GRAND MARQUIS | 5.0L V8 302 CID |
| | 1984-1985 | FORD BRONCO | 5.8L V8 351 CID |
| | 1984-1985 | FORD E-150 ECONOLINE | 5.8L V8 351 CID |
| | 1984-1985 | FORD E-150 ECONOLINE CLUB WAGON | 5.8L V8 351 CID |
| | 1984-1985 | FORD E-250 ECONOLINE | 5.8L V8 351 CID |
| | 1984-1985 | FORD F-150 | 5.8L V8 351 CID |
| | 1984-1985 | FORD F-250 | 5.8L V8 351 CID |
| | 1984-1985 | FORD F-350 | 5.8L V8 351 CID |
| | 1984-1986 | FORD BRONCO | 5.0L V8 302 CID |
| | 1984-1986 | FORD E-350 ECONOLINE | 5.8L V8 351 CID |
| | 1985-1986 | FORD BRONCO | 5.0L V8 302 CID |
| | 1985-1986 | FORD E-150 ECONOLINE | 5.0L V8 302 CID |
| | 1985-1986 | FORD E-150 ECONOLINE CLUB WAGON | 5.0L V8 302 CID |
| | 1985-1986 | FORD E-250 ECONOLINE | 5.0L V8 302 CID |
| | 1985-1986 | FORD F-150 | 5.0L V8 302 CID |
| | 1985-1986 | FORD F-250 | 5.0L V8 302 CID |
| | 1985-1986 | FORD LTD | 5.0L V8 302 CID |
| | 1985-1986 | FORD LTD | 5.8L V8 351 CID |
| | 1985-1986 | MERCURY GRAND MARQUIS | 5.0L V8 302 CID |
| | 1986-1987 | FORD BRONCO | 5.8L V8 351 CID |
| | 1986-1987 | FORD E-150 ECONOLINE | 5.8L V8 351 CID |
| | 1986-1987 | FORD E-150 ECONOLINE CLUB WAGON | 5.8L V8 351 CID |
| | 1986-1987 | FORD E-250 ECONOLINE | 5.8L V8 351 CID |
| | 1986-1987 | FORD E-250 ECONOLINE CLUB WAGON | 5.8L V8 351 CID |
| | 1986-1987 | FORD E-350 ECONOLINE CLUB WAGON | 5.8L V8 351 CID |
| | 1986-1987 | FORD F-150 | 5.8L V8 351 CID |
| | 1986-1987 | FORD F200 (MEX) | 5.8L V8 5800cc 351 CID |
| | 1986-1987 | FORD F-250 | 5.8L V8 351 CID |
| | 1986-1987 | FORD F-350 | 5.8L V8 351 CID |
| | 1987-1989 | FORD LTD CROWN VICTORIA | 5.0L V8 302 CID |
| 1987-1991 | FORD COUNTRY SQUIRE | 5.0L V8 302 CID | |
| 1987-1991 | FORD LTD CROWN VICTORIA | 5.8L V8 351 CID | |
| 1987-1991 | MERCURY COLONY PARK | 5.0L V8 302 CID | |
| 1987-1991 | MERCURY GRAND MARQUIS | 5.0L V8 302 CID | |
| 1990-1991 | FORD LTD CROWN VICTORIA | 5.0L V8 302 CID | |
| 22012 | 1956 | CHEVROLET CORVETTE | 4.3L V8 4346cc 265 CID |
| | 1968 | FORD RANCHERO | 3.3L L6 3278cc 200 CID |
| | 1972 | FORD CUSTOM | 7.5L V8 7539cc 460 CID |
| | 1974 | FORD RANCHERO | 7.5L V8 7539cc 460 CID |
| | 1978 | FORD E-100 ECONOLINE | 7.5L V8 460 CID |
| | 1980 | FORD THUNDERBIRD | 3.3L L6 200 CID |
| | 1980 | MERCURY CAPRI | 3.3L L6 200 CID |
| | | | |

| USMW | Years | Application | Engine |
|-------|-----------|----------------------|------------------------|
| | 1982 | FORD MUSTANG | 3.3L L6 200 CID |
| | 1982 | MERCURY CAPRI | 3.3L L6 200 CID |
| | 1982 | MERCURY COUGAR | 3.3L L6 200 CID |
| | 1982 | MERCURY ZEPHYR | 3.3L L6 200 CID |
| | 1983 | FORD LTD | 3.3L L6 200 CID |
| | 1983 | MERCURY MARQUIS | 3.3L L6 200 CID |
| | 1983 | MERCURY ZEPHYR | 3.3L L6 200 CID |
| | 1959-1961 | CHEVROLET CORVETTE | 4.6L V8 4638cc 283 CID |
| | 1963-1965 | FORD RANCHERO | 2.8L L6 2786cc 170 CID |
| | 1964-1967 | FORD CUSTOM | 7.0L V8 6997cc 427 CID |
| | 1964-1968 | FORD RANCHERO | 3.3L L6 3277cc 200 CID |
| | 1965-1966 | FORD CUSTOM | 3.9L L6 3933cc 240 CID |
| | 1966-1967 | FORD BRONCO | 3.9L L6 3933cc 240 CID |
| | 1966-1967 | FORD CUSTOM | 7.0L V8 7014cc 428 CID |
| | 1966-1967 | FORD RANCHERO | 3.3L L6 200 CID |
| | 1966-1969 | CHEVROLET CORVETTE | 7.0L V8 6998cc 427 CID |
| | 1966-1972 | FORD BRONCO | 2.8L L6 2786cc 170 CID |
| | 1968-1969 | FORD RANCHERO | 7.0L V8 428 CID |
| | 1968-1969 | FORD RANCHERO | 7.0L V8 7014cc 428 CID |
| | 1969-1970 | FORD E-300 ECONOLINE | 2.8L L6 170 CID |
| | 1969-1971 | FORD E-100 ECONOLINE | 2.8L L6 2786cc 170 CID |
| | 1969-1971 | FORD E-200 ECONOLINE | 2.8L L6 170 CID |
| | 1969-1974 | CHEVROLET CORVETTE | 5.7L V8 5736cc 350 CID |
| | 1969-1974 | FORD E-100 ECONOLINE | 3.9L L6 3933cc 240 CID |
| | 1969-1974 | FORD E-200 ECONOLINE | 3.9L L6 240 CID |
| | 1969-1974 | FORD E-300 ECONOLINE | 3.9L L6 240 CID |
| | 1970-1973 | FORD RANCHERO | 7.0L V8 7030cc 429 CID |
| | 1972-1974 | CHEVROLET CORVETTE | 5.7L V8 5737cc 350 CID |
| | 1972-1974 | FORD LTD | 7.5L V8 7539cc 460 CID |
| | 1972-1974 | FORD THUNDERBIRD | 7.5L V8 7539cc 460 CID |
| | 1973-1974 | FORD BRONCO | 3.3L L6 3277cc 200 CID |
| | 1973-1974 | FORD BRONCO | 3.3L L6 3278cc 200 CID |
| | 1973-1974 | FORD TORINO | 7.5L V8 7539cc 460 CID |
| | 1975-1976 | FORD THUNDERBIRD | 7.5L V8 460 CID |
| | 1975-1976 | FORD TORINO | 7.5L V8 460 CID |
| | 1975-1977 | FORD RANCHERO | 7.5L V8 460 CID |
| | 1975-1978 | FORD LTD | 7.5L V8 460 CID |
| | 1975-1979 | CHEVROLET CORVETTE | 5.7L V8 350 CID |
| | 1975-1979 | FORD E-250 ECONOLINE | 7.5L V8 460 CID |
| | 1975-1979 | FORD E-350 ECONOLINE | 7.5L V8 460 CID |
| | 1980-1981 | FORD MUSTANG | 3.3L L6 200 CID |
| | 1980-1982 | FORD FAIRMONT | 3.3L L6 200 CID |
| | 1980-1982 | FORD THUNDERBIRD | 3.3L L6 200 CID |
| | 1980-1982 | MERCURY CAPRI | 3.3L L6 200 CID |
| | 1980-1982 | MERCURY COUGAR | 3.3L L6 200 CID |
| | 1980-1982 | MERCURY ZEPHYR | 3.3L L6 200 CID |
| | 1980-1983 | FORD FAIRMONT | 3.3L L6 200 CID |
| | 1981-1982 | FORD GRANADA | 3.3L L6 200 CID |
| | 1981-1982 | FORD THUNDERBIRD | 3.3L L6 200 CID |
| | 1981-1982 | MERCURY CAPRI | 3.3L L6 200 CID |
| | 1981-1982 | MERCURY COUGAR | 3.3L L6 200 CID |
| | 1981-1983 | FORD FAIRMONT | 3.3L L6 200 CID |
| | 1982-1983 | MERCURY ZEPHYR | 3.3L L6 200 CID |
| 22013 | 1978 | GMC K15 | 4.1L L6 250 CID |
| | 1980 | CHEVROLET CHEVETTE | 1.6L L4 98 CID |
| | 1982 | CHEVROLET CHEVETTE | 1.8L L4 1819cc 110 CID |
| | 1983 | CHEVROLET CHEVETTE | 1.6L L4 98 CID |
| | 1983 | CHEVROLET CHEVETTE | 1.8L L4 1819cc 110 CID |
| | 1984 | CHEVROLET S10 | 1.9L L4 119 CID |
| | 1984 | CHEVROLET S10 | 2.0L L4 122 CID |
| | 1984 | CHEVROLET S10 BLAZER | 1.9L L4 119 CID |
| | 1984 | CHEVROLET S10 BLAZER | 2.0L L4 122 CID |
| | 1984 | CHEVROLET S10 BLAZER | 2.2L L4 134 CID |
| | 1984 | GMC S15 | 1.9L L4 119 CID |
| | 1984 | GMC S15 | 2.0L L4 122 CID |
| | 1984 | GMC S15 JIMMY | 1.9L L4 119 CID |
| | 1984 | GMC S15 JIMMY | 2.0L L4 122 CID |
| | 1985 | CHEVROLET S10 | 1.9L L4 119 CID |
| | 1985 | GMC S15 | 1.9L L4 119 CID |

| USMW | Years | Application | Engine | |
|-----------|-----------|--------------------|------------------------|-----------------|
| 22013 | 1976-1977 | CHEVROLET CHEVETTE | 1.4L L4 1393cc 85 CID | |
| | 1976-1979 | CHEVROLET CHEVETTE | 1.6L L4 98 CID | |
| | 1981-1983 | CHEVROLET CHEVETTE | 1.6L L4 98 CID | |
| | 1981-1985 | CHEVROLET CHEVETTE | 1.6L L4 98 CID | |
| | 1981-1985 | CHEVROLET CHEVETTE | 1.8L L4 1819cc 110 CID | |
| | 1981-1987 | PONTIAC T1000 | 1.6L L4 98 CID | |
| | 1983-1985 | CHEVROLET S10 | 2.2L L4 134 CID | |
| | 1984-1985 | GMC S15 | 2.2L L4 134 CID | |
| | 1984-1986 | CHEVROLET CHEVETTE | 1.8L L4 1819cc 110 CID | |
| | 1984-1987 | CHEVROLET CHEVETTE | 1.6L L4 98 CID | |
| | 1985-1986 | CHEVROLET ASTRO | 2.5L L4 2474cc 151 CID | |
| | 1985-1986 | GMC SAFARI | 2.5L L4 2474cc 151 CID | |
| | 22015 | 1998 | FORD RANGER | 2.5L L4 153 CID |
| | | 1999 | MAZDA B2500 | 2.5L L4 2492cc |
| 1998-2001 | | FORD RANGER | 2.5L L4 153 CID | |
| 1998-2001 | | MAZDA B2500 | 2.5L L4 2492cc | |
| 22016 | 1968 | FORD MUSTANG | 7.0L V8 427 CID | |
| | 1968 | FORD MUSTANG | 7.0L V8 6997cc 427 CID | |
| | 1968 | FORD RANCH WAGON | 4.7L V8 289 CID | |
| | 1972 | FORD P-350 | 5.0L V8 4949cc 302 CID | |
| | 1972 | FORD P-350 | 5.0L V8 4950cc 302 CID | |
| | 1973 | FORD P-350 | 5.9L V8 360 CID | |
| | 1973 | FORD P-350 | 5.9L V8 5900cc 360 CID | |
| | 1976 | FORD F-350 | 5.0L V8 4949cc 302 CID | |
| | 1976 | FORD P-350 | 6.6L V8 400 CID | |
| | 1978 | FORD LTD | 5.8L V8 5752cc 351 CID | |
| | 1986 | FORD F200 (MEX) | 5.0L V8 5000cc 302 CID | |
| | 1966-1967 | FORD RANCHERO | 4.7L V8 289 CID | |
| | 1966-1967 | FORD RANCHERO | 5.8L V8 5769cc 352 CID | |
| | 1966-1968 | FORD RANCHERO | 4.7L V8 4727cc 289 CID | |
| | 1967-1968 | FORD RANCH WAGON | 4.7L V8 4727cc 289 CID | |
| | 1967-1968 | FORD RANCH WAGON | 7.0L V8 6997cc 427 CID | |
| | 1967-1969 | FORD RANCH WAGON | 3.9L L6 3933cc 240 CID | |
| | 1967-1969 | FORD RANCHERO | 6.4L V8 390 CID | |
| | 1967-1969 | FORD RANCHERO | 6.4L V8 6391cc 390 CID | |
| | 1967-1970 | FORD MUSTANG | 7.0L V8 7014cc 428 CID | |
| | 1967-1970 | FORD RANCH WAGON | 7.0L V8 7014cc 428 CID | |
| | 1967-1971 | FORD RANCH WAGON | 6.4L V8 6391cc 390 CID | |
| | 1968-1969 | FORD RANCH WAGON | 3.9L L6 240 CID | |
| | 1968-1970 | FORD MUSTANG | 7.0L V8 428 CID | |
| | 1968-1970 | FORD RANCH WAGON | 7.0L V8 428 CID | |
| | 1968-1971 | FORD RANCH WAGON | 6.4L V8 390 CID | |
| | 1968-1972 | FORD P-350 | 3.9L L6 240 CID | |
| | 1968-1972 | FORD P-350 | 3.9L L6 3933cc 240 CID | |
| | 1968-1972 | FORD RANCH WAGON | 5.0L V8 302 CID | |
| | 1968-1972 | FORD RANCH WAGON | 5.0L V8 4949cc 302 CID | |
| | 1968-1973 | FORD THUNDERBIRD | 7.0L V8 429 CID | |
| | 1968-1974 | FORD P-350 | 5.9L V8 5899cc 360 CID | |
| | 1968-1974 | FORD P-350 | 6.4L V8 6391cc 390 CID | |
| | 1968-1974 | FORD RANCHERO | 5.0L V8 4949cc 302 CID | |
| | 1968-1976 | FORD P-350 | 4.9L L6 4917cc 300 CID | |
| | 1968-1979 | FORD RANCHERO | 5.0L V8 302 CID | |
| | 1969-1971 | FORD MUSTANG | 7.0L V8 429 CID | |
| | 1969-1971 | FORD MUSTANG | 7.0L V8 7030cc 429 CID | |
| | 1969-1973 | FORD RANCH WAGON | 7.0L V8 429 CID | |
| | 1969-1973 | FORD RANCH WAGON | 7.0L V8 7030cc 429 CID | |
| | 1969-1973 | FORD RANCHERO | 4.1L L6 250 CID | |
| | 1969-1973 | FORD RANCHERO | 4.1L L6 4098cc 250 CID | |
| | 1969-1974 | FORD RANCH WAGON | 5.8L V8 351 CID | |
| | 1969-1974 | FORD RANCH WAGON | 5.8L V8 5752cc 351 CID | |
| | 1969-1974 | FORD RANCH WAGON | 5.8L V8 5753cc 351 CID | |
| | 1969-1974 | FORD RANCHERO | 4.1L L6 4097cc 250 CID | |
| | 1969-1974 | FORD RANCHERO | 5.8L V8 5752cc 351 CID | |
| | 1969-1974 | FORD RANCHERO | 5.8L V8 5753cc 351 CID | |
| | 1969-1979 | FORD RANCHERO | 5.8L V8 351 CID | |
| | 1971-1974 | FORD RANCH WAGON | 6.6L V8 400 CID | |
| | 1971-1974 | FORD RANCH WAGON | 6.6L V8 6555cc 400 CID | |
| | 1971-1974 | FORD RANCH WAGON | 6.6L V8 6556cc 400 CID | |
| | 1972-1973 | FORD P-350 | 6.4L V8 390 CID | |

| USMW | Years | Application | Engine | |
|-----------|-----------|---------------------------------|--------------------------|----------------|
| | 1972-1973 | FORD P-350 | 6.4L V8 6392cc 390 CID | |
| | 1972-1974 | FORD RANCHERO | 6.6L V8 6555cc 400 CID | |
| | 1972-1974 | FORD RANCHERO | 6.6L V8 6556cc 400 CID | |
| | 1972-1976 | FORD P-350 | 5.0L V8 302 CID | |
| | 1972-1978 | FORD RANCHERO | 6.6L V8 400 CID | |
| | 1975-1976 | FORD GALAXIE (MEX) | 5.8L V8 5800cc 351 CID | |
| | 1975-1977 | FORD LTD | 5.8L V8 5753cc 351 CID | |
| | 1975-1978 | FORD MUSTANG II | 5.0L V8 302 CID | |
| | 1975-1978 | FORD MUSTANG II | 5.0L V8 4950cc 302 CID | |
| | 1977-1978 | FORD F100 (MEX) | 4.7L V8 4700cc 289 CID | |
| | 1983-1985 | FORD E-150 ECONOLINE | 5.8L V8 351 CID | |
| | 1983-1985 | FORD E-250 ECONOLINE | 5.8L V8 351 CID | |
| | 1983-1986 | FORD E-150 ECONOLINE | 5.0L V8 302 CID | |
| | 1983-1986 | FORD E-150 ECONOLINE CLUB WAGON | 5.0L V8 302 CID | |
| | 1983-1986 | FORD E-250 ECONOLINE | 5.0L V8 302 CID | |
| | 1983-1986 | FORD F-150 | 5.0L V8 302 CID | |
| | 1983-1986 | FORD F-250 | 5.0L V8 302 CID | |
| | 1983-1987 | FORD E-350 ECONOLINE CLUB WAGON | 5.8L V8 351 CID | |
| | 1983-1987 | FORD F-250 | 5.8L V8 351 CID | |
| | 1983-1987 | FORD F-350 | 5.8L V8 351 CID | |
| | 1984-1985 | FORD BRONCO | 5.8L V8 351 CID | |
| | 1984-1985 | FORD E-150 ECONOLINE CLUB WAGON | 5.8L V8 351 CID | |
| | 1984-1986 | FORD BRONCO | 5.0L V8 302 CID | |
| | 1984-1987 | FORD F-150 | 5.8L V8 351 CID | |
| | 1985-1987 | FORD E-250 ECONOLINE CLUB WAGON | 5.8L V8 351 CID | |
| | 1985-1987 | FORD E-350 ECONOLINE | 5.8L V8 351 CID | |
| | 1986-1987 | FORD F200 (MEX) | 5.8L V8 5800cc 351 CID | |
| 22017 | 1985-1987 | JAGUAR VANDEN PLAS | 4.2L L6 4235cc | |
| | 1985-1987 | JAGUAR XJ6 | 4.2L L6 4235cc | |
| 22018 | 1988 | JAGUAR VANDEN PLAS | 3.6L L6 3590cc | |
| | 1989 | JAGUAR VANDEN PLAS | 3.6L L6 3590cc | |
| | 1992 | JAGUAR XJS | 4.0L L6 3980cc 243 CID | |
| | 1993 | JAGUAR XJRS | 6.0L V12 5994cc | |
| | 1980-1992 | JAGUAR XJS | 5.3L V12 5343cc | |
| | 1987-1988 | JAGUAR XJS | 5.3L V12 5343cc | |
| | 1988-1989 | JAGUAR XJ6 | 3.6L L6 3590cc | |
| | 1989-1990 | JAGUAR XJS | 5.3L V12 5343cc | |
| | 1990-1991 | JAGUAR XJS | 5.3L V12 5343cc | |
| | 1990-1992 | JAGUAR VANDEN PLAS | 4.0L L6 3980cc | |
| | 1990-1992 | JAGUAR XJ6 | 4.0L L6 3980cc | |
| | 1992-1980 | JAGUAR XJ6 | 4.0L L6 3980cc 243 CID | |
| | 1993-1980 | JAGUAR VDP | 4.0L L6 3980cc 243 CID | |
| | 1993-1995 | JAGUAR XJS | 4.0L L6 3980cc | |
| | 1994-1995 | JAGUAR XJS | 6.0L V12 5994cc | |
| | 1994-1996 | JAGUAR XJ12 | 6.0L V12 5994cc | |
| | 1994-1996 | JAGUAR XJS | 4.0L L6 3980cc | |
| | 22019 | 1997-1999 | MITSUBISHI MONTERO SPORT | 2.4L L4 2351cc |
| | 22020 | 2010 | TOYOTA 4RUNNER | 2.7L L4 2694cc |
| 1994-1998 | | TOYOTA T100 | 2.7L L4 2694cc | |
| 1995-2004 | | TOYOTA TACOMA | 2.4L L4 2438cc | |
| 1995-2015 | | TOYOTA TACOMA | 2.7L L4 2694cc | |
| 1996-2000 | | TOYOTA 4RUNNER | 2.7L L4 2694cc | |
| 1998-2000 | | TOYOTA TACOMA | 2.4L L4 2438cc | |
| 1998-2000 | | TOYOTA TACOMA | 2.7L L4 2694cc | |
| 1998-2015 | | TOYOTA TACOMA | 2.7L L4 2694cc | |
| 2009-1976 | | TOYOTA HILUX (MEX) | 2.7L L4 2694cc CID | |
| 2010-1976 | | TOYOTA HIACE DX (MEX) | 2.7L L4 2694cc CID | |
| 2010-1976 | | TOYOTA HIACE GL (MEX) | 2.7L L4 2694cc CID | |
| 2015-1976 | | TOYOTA HIACE (MEX) | 2694 L4 2.7Lcc 164 CID | |
| 2015-2016 | | TOYOTA HILUX (MEX) | 2694 L4 2.7Lcc 164 CID | |
| 2015-2016 | | TOYOTA HILUX SR (MEX) | 2694 L4 2.7Lcc 164 CID | |
| 22021 | 1995 | TOYOTA 4RUNNER | 3.0L V6 2959cc | |
| | 1995 | TOYOTA T100 | 3.4L V6 3378cc | |
| | 1998 | TOYOTA T100 | 3.4L V6 3378cc | |
| | 2001 | TOYOTA 4RUNNER | 3.4L V6 3378cc | |
| | 1995-1998 | TOYOTA T100 | 3.4L V6 3378cc | |
| | 1995-2000 | TOYOTA TACOMA | 3.4L V6 3378cc | |
| | 1996-1997 | TOYOTA T100 | 3.4L V6 3378cc | |
| | 1996-2002 | TOYOTA 4RUNNER | 3.4L V6 3378cc | |

FAN CLUTCHES

| USMW | Years | Application | Engine |
|-------|-----------|---------------------|------------------------|
| 22021 | 1998-2000 | TOYOTA TACOMA | 3.4L V6 3378cc |
| | 2000-2004 | TOYOTA TUNDRA | 3.4L V6 3378cc |
| | 2001-2004 | TOYOTA TACOMA | 3.4L V6 3378cc |
| 22022 | 1998-1999 | ACURA SLX | 3.5L V6 3494cc |
| | 1998-2002 | ISUZU TROOPER | 3.5L V6 3475cc |
| | 2000-2002 | ISUZU TROOPER | 3.5L V6 3475cc |
| 22025 | 1993 | INFINITI Q45 | 4.5L V8 4494cc |
| | 1994-1996 | INFINITI Q45 | 4.5L V8 4494cc |
| | 1996-2000 | NISSAN PATHFINDER | 3.3L V6 3275cc |
| | 1997-2000 | INFINITI QX4 | 3.3L V6 3275cc |
| | 1999-2003 | NISSAN FRONTIER | 3.3L V6 3275cc |
| | 1999-2004 | NISSAN FRONTIER | 3.3L V6 3275cc |
| | 2000-2001 | NISSAN XTERRA | 3.3L V6 3275cc |
| | 2001-2004 | NISSAN FRONTIER | 3.3L V6 3275cc |
| | 2002-2004 | NISSAN FRONTIER | 3.3L V6 3275cc |
| | 2002-2004 | NISSAN XTERRA | 3.3L V6 3275cc |
| 22026 | 1963 | DODGE 880 | 6.7L V8 6769cc 413 CID |
| | 1964 | DODGE 330 | 6.3L V8 6286cc 383 CID |
| | 1964 | DODGE 440 | 6.3L V8 6286cc 383 CID |
| | 1967 | DODGE D200 SERIES | 6.3L V8 6286cc 383 CID |
| | 1967 | DODGE D300 SERIES | 6.3L V8 6286cc 383 CID |
| | 1970 | DODGE A100 | 5.2L V8 5212cc 318 CID |
| | 1970 | DODGE A100 TRUCK | 3.2L L6 198 CID |
| | 1970 | DODGE CHALLENGER | 3.7L L6 225 CID |
| | 1971 | DODGE B100 VAN | 3.2L L6 198 CID |
| | 1971 | DODGE B100 VAN | 3.2L L6 3254cc 198 CID |
| | 1971 | DODGE B100 VAN | 3.7L L6 225 CID |
| | 1971 | DODGE B200 VAN | 3.2L L6 198 CID |
| | 1971 | DODGE B200 VAN | 3.2L L6 3254cc 198 CID |
| | 1971 | DODGE B200 VAN | 3.7L L6 225 CID |
| | 1971 | DODGE B300 VAN | 3.7L L6 225 CID |
| | 1971 | DODGE DART | 3.7L L6 225 CID |
| | 1972 | CHRYSLER NEW YORKER | 6.6L V8 6555cc 400 CID |
| | 1974 | DODGE CB300 | 5.2L V8 318 CID |
| | 1974 | DODGE CB300 | 5.2L V8 5212cc 318 CID |
| | 1974 | DODGE CB300 | 5.9L V8 5899cc 360 CID |
| | 1974 | DODGE CB300 | 5.9L V8 5900cc 360 CID |
| | 1974 | DODGE CHALLENGER | 5.2L V8 318 CID |
| | 1974 | DODGE CHALLENGER | 5.2L V8 5212cc 318 CID |
| | 1974 | DODGE CHALLENGER | 5.9L V8 360 CID |
| | 1974 | DODGE CHALLENGER | 5.9L V8 5899cc 360 CID |
| | 1974 | DODGE CHARGER | 5.2L V8 5212cc 318 CID |
| | 1974 | DODGE CHARGER | 5.9L V8 5899cc 360 CID |
| | 1974 | DODGE CORONET | 5.2L V8 5212cc 318 CID |
| | 1974 | DODGE CORONET | 5.9L V8 5899cc 360 CID |
| | 1974 | DODGE CORONET | 5.9L V8 5900cc 360 CID |
| | 1974 | DODGE DART | 3.2L L6 3254cc 198 CID |
| | 1974 | DODGE DART | 5.2L V8 5212cc 318 CID |
| | 1974 | DODGE DART | 5.9L V8 5899cc 360 CID |
| | 1974 | DODGE M300 | 5.2L V8 318 CID |
| | 1974 | DODGE M300 | 5.2L V8 5212cc 318 CID |
| | 1974 | DODGE M350 | 5.2L V8 318 CID |
| | 1974 | DODGE MB300 | 5.2L V8 5212cc 318 CID |
| | 1974 | DODGE MONACO | 5.2L V8 5212cc 318 CID |
| | 1974 | DODGE MONACO | 5.9L V8 5899cc 360 CID |
| | 1974 | DODGE MONACO | 5.9L V8 5900cc 360 CID |
| | 1974 | DODGE P200 VAN | 3.7L L6 3687cc 225 CID |
| | 1974 | DODGE P300 VAN | 3.7L L6 3687cc 225 CID |
| | 1974 | DODGE R300 | 5.2L V8 5212cc 318 CID |
| | 1974 | DODGE RAMCHARGER | 5.2L V8 318 CID |
| | 1974 | DODGE RAMCHARGER | 5.2L V8 5212cc 318 CID |
| | 1974 | DODGE RAMCHARGER | 5.9L V8 5899cc 360 CID |
| | 1974 | DODGE RAMCHARGER | 5.9L V8 5900cc 360 CID |
| | 1974 | DODGE RM300 | 5.2L V8 5212cc 318 CID |
| | 1974 | DODGE RM350 | 5.2L V8 5212cc 318 CID |
| | 1975 | DODGE W200 | 5.2L V8 318 CID |
| | 1975 | PLYMOUTH FURY | 6.6L V8 6556cc 400 CID |
| | 1978 | DODGE D150 | 7.2L V8 440 CID |
| | 1978 | DODGE MAGNUM | 6.6L V8 400 CID |

| USMW | Years | Application | Engine |
|------|-----------|-------------------------|------------------------|
| | 1978 | DODGE W150 | 7.2L V8 440 CID |
| | 1979 | CHRYSLER NEW YORKER | 5.2L V8 318 CID |
| | 1979 | CHRYSLER NEWPORT | 3.7L L6 3687cc 225 CID |
| | 1979 | CHRYSLER NEWPORT | 5.2L V8 318 CID |
| | 1979 | DODGE ST. REGIS | 3.7L L6 3687cc 225 CID |
| | 1980 | JEEP CHEROKEE | 4.2L L6 258 CID |
| | 1980 | JEEP CJ5 | 4.2L L6 258 CID |
| | 1980 | JEEP CJ7 | 4.2L L6 258 CID |
| | 1980 | JEEP WAGONEER | 4.2L L6 258 CID |
| | 1981 | CHEVROLET G20 | 5.0L V8 305 CID |
| | 1981 | PLYMOUTH VALIANT (MEX) | 3.7L L6 3700cc 225 CID |
| | 1981 | PONTIAC GRAND LEMANS | 4.9L V8 301 CID |
| | 1981 | PONTIAC LEMANS | 4.9L V8 301 CID |
| | 1982 | CHEVROLET CAMARO | 2.5L L4 2474cc 151 CID |
| | 1982 | GMC G3500 | 5.7L V8 350 CID |
| | 1983 | CHEVROLET G10 | 4.1L L6 250 CID |
| | 1983 | CHEVROLET G10 | 5.0L V8 305 CID |
| | 1983 | GMC G2500 | 5.7L V8 350 CID |
| | 1983 | JEEP CHEROKEE | 4.2L L6 258 CID |
| | 1984 | CADILLAC DEVILLE | 4.1L V8 250 CID |
| | 1984 | CHEVROLET G20 | 5.0L V8 305 CID |
| | 1984 | CHEVROLET G20 | 5.7L V8 350 CID |
| | 1984 | CHEVROLET S10 | 2.8L V6 173 CID |
| | 1984 | CHEVROLET S10 BLAZER | 2.8L V6 173 CID |
| | 1984 | GMC G1500 | 5.0L V8 305 CID |
| | 1984 | GMC G1500 | 5.7L V8 350 CID |
| | 1984 | GMC G2500 | 5.0L V8 305 CID |
| | 1984 | GMC G2500 | 5.7L V8 350 CID |
| | 1984 | GMC S15 | 2.8L V6 173 CID |
| | 1984 | GMC S15 JIMMY | 2.8L V6 173 CID |
| | 1985 | GMC S15 JIMMY | 2.8L V6 173 CID |
| | 1985 | JEEP SCRAMBLER | 4.2L L6 258 CID |
| | 1986 | CHEVROLET G10 | 4.3L V6 262 CID |
| | 1986 | CHEVROLET G10 | 5.7L V8 350 CID |
| | 1986 | CHEVROLET S10 | 2.5L L4 2474cc 151 CID |
| | 1986 | CHEVROLET S10 | 2.8L V6 173 CID |
| | 1986 | CHEVROLET S10 BLAZER | 2.5L L4 2474cc 151 CID |
| | 1986 | CHEVROLET S10 BLAZER | 2.8L V6 173 CID |
| | 1986 | GMC S15 | 2.5L L4 2474cc 151 CID |
| | 1986 | GMC S15 | 2.8L V6 173 CID |
| | 1986 | GMC S15 JIMMY | 2.5L L4 2474cc 151 CID |
| | 1986 | GMC S15 JIMMY | 2.8L V6 173 CID |
| | 1987 | DODGE DAKOTA | 3.9L V6 3906cc 239 CID |
| | 1959-1965 | CHRYSLER NEW YORKER | 6.7L V8 6769cc 413 CID |
| | 1960-1962 | DODGE WM300 POWER WAGON | 5.2L V8 5212cc 318 CID |
| | 1960-1967 | DODGE D100 SERIES | 5.2L V8 5212cc 318 CID |
| | 1960-1967 | DODGE D200 SERIES | 5.2L V8 5212cc 318 CID |
| | 1960-1967 | DODGE D300 | 5.2L V8 5212cc 318 CID |
| | 1960-1967 | DODGE W100 SERIES | 5.2L V8 5212cc 318 CID |
| | 1960-1967 | DODGE W200 SERIES | 5.2L V8 5212cc 318 CID |
| | 1960-1967 | DODGE W300 SERIES | 5.2L V8 5212cc 318 CID |
| | 1961-1962 | DODGE LANCER | 2.8L L6 170 CID |
| | 1961-1962 | DODGE LANCER | 2.8L L6 2786cc 170 CID |
| | 1961-1962 | DODGE LANCER | 3.7L L6 3687cc 225 CID |
| | 1961-1966 | DODGE D100 SERIES | 2.8L L6 2786cc 170 CID |
| | 1961-1967 | DODGE D100 SERIES | 3.7L L6 3687cc 225 CID |
| | 1961-1967 | DODGE D200 SERIES | 3.7L L6 3687cc 225 CID |
| | 1961-1967 | DODGE D300 SERIES | 3.7L L6 3687cc 225 CID |
| | 1961-1967 | DODGE DART | 2.8L L6 170 CID |
| | 1961-1967 | DODGE W100 SERIES | 3.7L L6 3687cc 225 CID |
| | 1961-1967 | DODGE W200 SERIES | 3.7L L6 3687cc 225 CID |
| | 1961-1971 | DODGE DART | 2.8L L6 2786cc 170 CID |
| | 1963-1964 | DODGE 330 | 3.7L L6 3687cc 225 CID |
| | 1963-1964 | DODGE 330 | 5.2L V8 5212cc 318 CID |
| | 1963-1964 | DODGE 440 | 3.7L L6 3687cc 225 CID |
| | 1963-1964 | DODGE 440 | 5.2L V8 5212cc 318 CID |
| | 1963-1965 | DODGE 880 | 6.3L V8 6286cc 383 CID |
| | 1963-1967 | DODGE W300 SERIES | 3.7L L6 3687cc 225 CID |
| | 1963-1973 | DODGE POLARA | 3.7L L6 3687cc 225 CID |

| USMW | Years | Application | Engine |
|-------|-----------|----------------------------------|------------------------|
| 22026 | 1972-1974 | DODGE CORONET | 6.6L V8 6556cc 400 CID |
| | 1972-1974 | DODGE D300 PICKUP | 5.9L V8 5900cc 360 CID |
| | 1972-1974 | DODGE D300 PICKUP | 7.2L V8 7211cc 440 CID |
| | 1972-1974 | DODGE MONACO | 6.6L V8 6555cc 400 CID |
| | 1972-1974 | DODGE MONACO | 6.6L V8 6556cc 400 CID |
| | 1972-1974 | DODGE W100 PICKUP | 5.9L V8 360 CID |
| | 1972-1974 | DODGE W100 PICKUP | 5.9L V8 5899cc 360 CID |
| | 1972-1974 | DODGE W100 PICKUP | 5.9L V8 5900cc 360 CID |
| | 1972-1974 | DODGE W300 PICKUP | 5.9L V8 5900cc 360 CID |
| | 1972-1974 | DODGE W300 PICKUP | 7.2L V8 7211cc 440 CID |
| | 1972-1974 | PLYMOUTH FURY | 6.6L V8 6555cc 400 CID |
| | 1972-1974 | PLYMOUTH FURY | 6.6L V8 6556cc 400 CID |
| | 1972-1974 | PLYMOUTH GRAN FURY | 6.6L V8 6555cc 400 CID |
| | 1972-1974 | PLYMOUTH GRAN FURY | 6.6L V8 6556cc 400 CID |
| | 1972-1974 | PLYMOUTH ROADRUNNER | 6.6L V8 6555cc 400 CID |
| | 1972-1974 | PLYMOUTH ROADRUNNER | 6.6L V8 6556cc 400 CID |
| | 1972-1974 | PLYMOUTH SATELLITE | 6.6L V8 400 CID |
| | 1972-1974 | PLYMOUTH SATELLITE | 6.6L V8 6555cc 400 CID |
| | 1972-1974 | PLYMOUTH SATELLITE | 6.6L V8 6556cc 400 CID |
| | 1972-1976 | DODGE CORONET | 6.6L V8 400 CID |
| | 1972-1977 | PLYMOUTH GRAN FURY | 6.6L V8 400 CID |
| | 1972-1978 | DODGE CHARGER | 6.6L V8 400 CID |
| | 1972-1978 | DODGE MONACO | 6.6L V8 400 CID |
| | 1972-1978 | PLYMOUTH FURY | 6.6L V8 400 CID |
| | 1973-1974 | DODGE D200 PICKUP | 7.2L V8 7211cc 440 CID |
| | 1973-1974 | DODGE D200 PICKUP | 7.2L V8 7212cc 440 CID |
| | 1973-1974 | DODGE D300 PICKUP | 7.2L V8 7212cc 440 CID |
| | 1973-1974 | DODGE DART | 3.2L L6 198 CID |
| | 1973-1974 | DODGE DART | 3.2L L6 3254cc 198 CID |
| | 1973-1974 | DODGE W200 PICKUP | 7.2L V8 7211cc 440 CID |
| | 1973-1975 | PLYMOUTH ROADRUNNER | 6.6L V8 400 CID |
| | 1974-1976 | DODGE CORONET | 5.2L V8 318 CID |
| | 1974-1976 | DODGE CORONET | 5.9L V8 360 CID |
| | 1974-1976 | DODGE DART | 5.2L V8 318 CID |
| | 1974-1976 | DODGE DART | 5.9L V8 360 CID |
| | 1974-1976 | DODGE RAMCHARGER | 6.6L V8 6556cc 400 CID |
| | 1974-1976 | PLYMOUTH VALIANT DUSTER (MEX) | 3.7L L6 3700cc 225 CID |
| | 1974-1978 | DODGE CHARGER | 5.2L V8 318 CID |
| | 1974-1978 | DODGE CHARGER | 5.9L V8 360 CID |
| | 1974-1978 | DODGE MONACO | 5.9L V8 360 CID |
| | 1974-1979 | DODGE CB300 | 3.7L L6 3687cc 225 CID |
| | 1974-1979 | DODGE CB300 | 5.9L V8 360 CID |
| | 1974-1979 | DODGE RAMCHARGER | 3.7L L6 3687cc 225 CID |
| | 1974-1979 | DODGE RAMCHARGER | 5.9L V8 360 CID |
| | 1974-1979 | PLYMOUTH VALIANT SUPER BEE (MEX) | 5.9L V8 5900cc 360 CID |
| | 1975-1972 | PLYMOUTH ROADRUNNER | 6.6L V8 6556cc 400 CID |
| | 1975-1977 | CHRYSLER TOWN & COUNTRY | 6.6L V8 400 CID |
| | 1975-1977 | CHRYSLER TOWN & COUNTRY | 7.2L V8 440 CID |
| | 1975-1977 | DODGE ROYAL MONACO | 5.2L V8 318 CID |
| | 1975-1977 | DODGE ROYAL MONACO | 5.9L V8 360 CID |
| | 1975-1977 | DODGE ROYAL MONACO | 6.6L V8 400 CID |
| | 1975-1977 | DODGE ROYAL MONACO | 7.2L V8 440 CID |
| | 1975-1977 | DODGE W100 | 3.7L L6 3687cc 225 CID |
| | 1975-1977 | DODGE W100 | 5.2L V8 5211cc 318 CID |
| | 1975-1977 | DODGE W100 | 5.9L V8 360 CID |
| | 1975-1977 | DODGE W100 | 6.6L V8 400 CID |
| | 1975-1978 | CHRYSLER CORDOBA | 6.6L V8 400 CID |
| | 1975-1978 | CHRYSLER NEW YORKER | 6.6L V8 400 CID |
| | 1975-1978 | CHRYSLER NEW YORKER | 7.2L V8 440 CID |
| | 1975-1978 | CHRYSLER NEWPORT | 6.6L V8 400 CID |
| | 1975-1978 | DODGE B200 | 3.7L L6 3687cc 225 CID |
| | 1975-1978 | DODGE D200 | 6.6L V8 400 CID |
| | 1975-1978 | DODGE W300 | 3.7L L6 3687cc 225 CID |
| | 1975-1978 | DODGE W300 | 5.2L V8 5211cc 318 CID |
| | 1975-1979 | CHRYSLER CORDOBA | 5.2L V8 318 CID |
| | 1975-1979 | CHRYSLER CORDOBA | 5.9L V8 360 CID |
| | 1975-1979 | DODGE B100 | 3.7L L6 3687cc 225 CID |
| | 1975-1979 | DODGE B100 | 5.2L V8 5211cc 318 CID |
| | 1975-1979 | DODGE B200 | 5.2L V8 5211cc 318 CID |

| USMW | Years | Application | Engine |
|------|-----------|-------------------------|------------------------|
| | 1975-1979 | DODGE B200 | 5.9L V8 360 CID |
| | 1975-1979 | DODGE B300 | 3.7L L6 3687cc 225 CID |
| | 1975-1979 | DODGE B300 | 5.2L V8 5211cc 318 CID |
| | 1975-1979 | DODGE B300 | 5.9L V8 360 CID |
| | 1975-1979 | DODGE CB300 | 5.2L V8 5211cc 318 CID |
| | 1975-1979 | DODGE D100 | 3.7L L6 3687cc 225 CID |
| | 1975-1979 | DODGE D100 | 5.2L V8 5211cc 318 CID |
| | 1975-1979 | DODGE D100 | 5.9L V8 360 CID |
| | 1975-1979 | DODGE D200 | 3.7L L6 3687cc 225 CID |
| | 1975-1979 | DODGE D200 | 5.2L V8 5211cc 318 CID |
| | 1975-1979 | DODGE D200 | 5.9L V8 360 CID |
| | 1975-1979 | DODGE D300 | 3.7L L6 3687cc 225 CID |
| | 1975-1979 | DODGE D300 | 5.2L V8 5211cc 318 CID |
| | 1975-1979 | DODGE D300 | 5.9L V8 360 CID |
| | 1975-1979 | DODGE RAMCHARGER | 5.2L V8 5211cc 318 CID |
| | 1975-1979 | DODGE W200 | 3.7L L6 3687cc 225 CID |
| | 1975-1979 | DODGE W200 | 5.2L V8 5211cc 318 CID |
| | 1975-1979 | DODGE W200 | 5.9L V8 360 CID |
| | 1975-1979 | DODGE W300 | 5.9L V8 360 CID |
| | 1976-1978 | DODGE B100 | 5.9L V8 360 CID |
| | 1976-1978 | DODGE B200 | 6.6L V8 400 CID |
| | 1976-1978 | DODGE B300 | 6.6L V8 400 CID |
| | 1976-1978 | DODGE CB300 | 6.6L V8 400 CID |
| | 1976-1978 | DODGE D100 | 6.6L V8 400 CID |
| | 1976-1978 | DODGE D300 | 6.6L V8 400 CID |
| | 1976-1978 | DODGE W200 | 6.6L V8 400 CID |
| | 1976-1978 | DODGE W300 | 6.6L V8 400 CID |
| | 1976-1979 | DODGE ASPEN | 3.7L L6 3687cc 225 CID |
| | 1976-1979 | PLYMOUTH VOLARE | 3.7L L6 3687cc 225 CID |
| | 1976-1979 | PLYMOUTH VOLARE | 5.2L V8 318 CID |
| | 1976-1979 | PLYMOUTH VOLARE | 5.9L V8 360 CID |
| | 1977-1964 | DODGE D300 | 3.7L L6 3687cc 225 CID |
| | 1977-1978 | DODGE D150 | 6.6L V8 400 CID |
| | 1977-1978 | DODGE MONACO | 3.7L L6 3687cc 225 CID |
| | 1977-1978 | DODGE RAMCHARGER | 6.6L V8 400 CID |
| | 1977-1978 | DODGE W150 | 6.6L V8 400 CID |
| | 1977-1979 | CHRYSLER LEBARON | 5.2L V8 318 CID |
| | 1977-1979 | CHRYSLER NEW YORKER | 5.9L V8 360 CID |
| | 1977-1979 | DODGE D150 | 3.7L L6 3687cc 225 CID |
| | 1977-1979 | DODGE D150 | 5.2L V8 5211cc 318 CID |
| | 1977-1979 | DODGE D150 | 5.9L V8 360 CID |
| | 1977-1979 | DODGE DIPLOMAT | 5.2L V8 318 CID |
| | 1977-1979 | DODGE W150 | 5.2L V8 5211cc 318 CID |
| | 1977-1979 | DODGE W150 | 5.9L V8 360 CID |
| | 1977-1979 | PLYMOUTH VOLARE | 3.7L L6 3687cc 225 CID |
| | 1977-1981 | DODGE DART (MEX) | 3.7L L6 3700cc 225 CID |
| | 1977-1982 | DODGE DART (MEX) | 5.9L V8 5900cc 360 CID |
| | 1978-1979 | CHRYSLER LEBARON | 3.7L L6 3687cc 225 CID |
| | 1978-1979 | CHRYSLER LEBARON | 5.9L V8 360 CID |
| | 1978-1979 | CHRYSLER TOWN & COUNTRY | 3.7L L6 3687cc 225 CID |
| | 1978-1979 | CHRYSLER TOWN & COUNTRY | 5.2L V8 318 CID |
| | 1978-1979 | CHRYSLER TOWN & COUNTRY | 5.9L V8 360 CID |
| | 1978-1979 | DODGE D400 | 5.9L V8 360 CID |
| | 1978-1979 | DODGE D450 | 5.9L V8 360 CID |
| | 1978-1979 | DODGE DIPLOMAT | 3.7L L6 3687cc 225 CID |
| | 1978-1979 | DODGE MAGNUM | 5.2L V8 318 CID |
| | 1978-1979 | DODGE MAGNUM | 5.9L V8 360 CID |
| | 1978-1979 | DODGE RD200 | 5.2L V8 5211cc 318 CID |
| | 1978-1979 | DODGE RD200 | 5.9L V8 360 CID |
| | 1978-1979 | DODGE W150 | 3.7L L6 3687cc 225 CID |
| | 1980-1967 | DODGE D350 (MEX) | 3.7L L6 3700cc 225 CID |
| | 1980-1967 | DODGE D350 (MEX) | 5.2L V8 5200cc 318 CID |
| | 1980-1967 | DODGE D350 (MEX) | 5.9L V8 5900cc 360 CID |
| | 1980-1982 | DODGE MAGNUM (MEX) | 5.9L V8 5900cc 360 CID |
| | 1980-1987 | JEEP J10 | 4.2L L6 258 CID |
| | 1981-1982 | GMC G3500 | 5.7L V8 350 CID |
| | 1981-1982 | JEEP WAGONEER | 4.2L L6 258 CID |
| | 1981-1982 | PLYMOUTH VOLARE (MEX) | 3.7L L6 3700cc 225 CID |
| | 1981-1983 | GMC G2500 | 5.7L V8 350 CID |

| USMW | Years | Application | Engine |
|--------------|------------------|------------------------|------------------------|
| 22026 | 1981-1983 | JEEP CHEROKEE | 4.2L L6 258 CID |
| | 1981-1983 | JEEP CJ5 | 4.2L L6 258 CID |
| | 1981-1983 | JEEP WAGONEER | 4.2L L6 258 CID |
| | 1981-1984 | CHEVROLET G20 | 5.7L V8 350 CID |
| | 1981-1984 | GMC G2500 | 5.0L V8 305 CID |
| | 1981-1985 | CHEVROLET G20 | 5.7L V8 350 CID |
| | 1981-1985 | JEEP SCRAMBLER | 4.2L L6 258 CID |
| | 1981-1986 | CHEVROLET G20 | 5.7L V8 350 CID |
| | 1981-1986 | CHEVROLET G30 | 5.7L V8 350 CID |
| | 1981-1986 | GMC G1500 | 5.0L V8 305 CID |
| | 1981-1986 | GMC G3500 | 5.7L V8 350 CID |
| | 1981-1986 | JEEP CJ7 | 4.2L L6 258 CID |
| | 1982-1983 | JEEP CJ5 | 4.2L L6 258 CID |
| | 1982-1983 | JEEP CJ7 | 4.2L L6 258 CID |
| | 1982-1983 | JEEP SCRAMBLER | 4.2L L6 258 CID |
| | 1982-1983 | JEEP WAGONEER | 4.2L L6 258 CID |
| | 1982-1984 | CHEVROLET G10 | 4.1L L6 250 CID |
| | 1982-1984 | CHEVROLET G20 | 4.1L L6 250 CID |
| | 1982-1984 | CHEVROLET G20 | 5.0L V8 305 CID |
| | 1982-1984 | CHEVROLET G30 | 4.1L L6 250 CID |
| | 1982-1984 | CHEVROLET G30 | 5.7L V8 350 CID |
| | 1982-1984 | GMC G2500 | 4.1L L6 250 CID |
| | 1982-1984 | GMC G3500 | 4.1L L6 250 CID |
| | 1982-1984 | JEEP SCRAMBLER | 4.2L L6 258 CID |
| | 1982-1986 | CHEVROLET G10 | 5.0L V8 305 CID |
| | 1982-1986 | CHEVROLET G10 | 5.7L V8 350 CID |
| | 1982-1986 | GMC G1500 | 5.7L V8 350 CID |
| | 1983-1984 | CHEVROLET G10 | 4.1L L6 250 CID |
| | 1983-1984 | CHEVROLET G20 | 4.1L L6 250 CID |
| | 1983-1984 | CHEVROLET G20 | 5.0L V8 305 CID |
| | 1983-1984 | CHEVROLET G30 | 4.1L L6 250 CID |
| | 1983-1984 | CHEVROLET G30 | 5.7L V8 350 CID |
| | 1983-1984 | GMC G2500 | 4.1L L6 250 CID |
| | 1983-1984 | GMC G3500 | 5.7L V8 350 CID |
| | 1983-1986 | CHEVROLET G10 | 5.0L V8 305 CID |
| | 1983-1986 | GMC G3500 | 5.7L V8 350 CID |
| | 1984-1964 | DODGE D150 | 5.9L V8 5900cc 360 CID |
| | 1984-1985 | CADILLAC FLEETWOOD | 4.1L V8 250 CID |
| | 1984-1985 | JEEP GRAND WAGONEER | 4.2L L6 258 CID |
| | 1984-1986 | CHEVROLET G10 | 5.0L V8 305 CID |
| | 1984-1986 | GMC G1500 | 5.0L V8 305 CID |
| | 1984-1986 | JEEP GRAND WAGONEER | 4.2L L6 258 CID |
| | 1985-1986 | CHEVROLET ASTRO | 4.3L V6 262 CID |
| | 1985-1986 | CHEVROLET G10 | 4.3L V6 262 CID |
| | 1985-1986 | CHEVROLET G20 | 4.3L V6 262 CID |
| | 1985-1986 | CHEVROLET G30 | 4.3L V6 262 CID |
| | 1985-1986 | CHEVROLET S10 | 2.8L V6 173 CID |
| | 1985-1986 | CHEVROLET S10 BLAZER | 2.8L V6 173 CID |
| | 1985-1986 | GMC G1500 | 4.3L V6 262 CID |
| | 1985-1986 | GMC G2500 | 4.3L V6 262 CID |
| | 1985-1986 | GMC G3500 | 4.3L V6 262 CID |
| | 1985-1986 | GMC S15 | 2.8L V6 173 CID |
| | 1985-1986 | GMC S15 JIMMY | 2.8L V6 173 CID |
| 1985-1986 | GMC SAFARI | 4.3L V6 262 CID | |
| 1987-1967 | CADILLAC DEVILLE | 4.1L V8 4133cc 252 CID | |
| 1988-1989 | DODGE DAKOTA | 3.9L V6 3906cc 239 CID | |
| 1990-1991 | DODGE DAKOTA | 3.9L V6 3906cc 239 CID | |
| 22027 | 1993-1997 | INFINITI 330 | 3.0L V6 2960cc 181 CID |
| 22028 | 1993 | INFINITI Q45 | 4.5L V8 4494cc |
| | 2004 | INFINITI G35 | 3.5L V6 3498cc |
| | 1990-1992 | INFINITI Q45 | 4.5L V8 4494cc |
| | 1991-1992 | INFINITI Q45 | 4.5L V8 4494cc |
| | 2003-2004 | INFINITI G35 | 3.5L V6 3498cc |
| 22029 | 2002 | MINI MONTERO SPORT | 3.5L V6 3497cc 215 CID |
| | 2003 | MINI MONTERO SPORT | 3.5L V6 3497cc 215 CID |
| | 2004 | MINI MONTERO SPORT | 3.5L V6 3497cc 215 CID |
| | 1997-2001 | MINI MONTERO SPORT | 3.0L V6 2972cc 181 CID |
| | 1997-2003 | MINI MONTERO SPORT | 3.0L V6 2972cc 181 CID |
| | 2000-2003 | MINI MONTERO SPORT | 3.0L V6 2972cc 181 CID |

| USMW | Years | Application | Engine |
|--------------|-----------|----------------|------------------------|
| 22030 | 1969 | VOLVO 142 | 2.0L L4 1990cc |
| | 1969 | VOLVO 144 | 2.0L L4 1990cc |
| | 1969 | VOLVO 145 | 2.0L L4 1986cc 121 CID |
| | 1969 | VOLVO 145 | 2.0L L4 1990cc |
| | 1974 | VOLVO 142 | 2.0L L4 1986cc 121 CID |
| | 1974 | VOLVO 142 | 2.0L L4 1990cc |
| | 1974 | VOLVO 142 | 2.0L L4 1990cc 121 CID |
| | 1974 | VOLVO 144 | 2.0L L4 1986cc 121 CID |
| | 1974 | VOLVO 144 | 2.0L L4 1990cc |
| | 1974 | VOLVO 144 | 2.0L L4 1990cc 121 CID |
| | 1974 | VOLVO 144 | 2.0L L4 1990cc |
| | 1975 | VOLVO 242 | 2.0L L4 1990cc |
| | 1975 | VOLVO 244 | 2.0L L4 1990cc |
| | 1975 | VOLVO 245 | 2.0L L4 1990cc |
| | 1980 | VOLVO 262 | 2.8L V6 2849cc |
| | 1980 | VOLVO 264 | 2.1L L4 2127cc |
| | 1980 | VOLVO 264 | 2.4L L6 2383cc |
| | 1980 | VOLVO 264 | 2.8L V6 2849cc |
| | 1980 | VOLVO 265 | 2.4L L6 2383cc |
| | 1981 | VOLVO 242 | 2.1L L4 2127cc |
| | 1981 | VOLVO 262 | 2.8L V6 2849cc |
| | 1982 | VOLVO 244 | 2.1L L4 2127cc |
| | 1982 | VOLVO 245 | 2.1L L4 2127cc |
| | 1982 | VOLVO 245 | 2.4L L6 2383cc |
| | 1983 | VOLVO 245 | 2.4L L6 2383cc |
| | 1984 | VOLVO 244 | 2.1L L4 2127cc |
| | 1984 | VOLVO 245 | 2.4L L6 2383cc |
| | 1985 | VOLVO 244 | 2.1L L4 2127cc |
| | 1985 | VOLVO 745 | 2.3L L4 2316cc |
| | 1985 | VOLVO 745 | 2.4L L6 2383cc |
| | 1985 | VOLVO 760 | 2.4L L6 2377cc |
| | 1986 | VOLVO 740 | 2.4L L6 2377cc |
| | 1988 | VOLVO 740 | 2.3L L4 2316cc |
| | 1989 | VOLVO 740 | 2.3L L4 2316cc |
| | 1990 | VOLVO 240 | 2.3L L4 2316cc |
| | 1990 | VOLVO 740 | 2.3L L4 2316cc |
| | 1991 | VOLVO 240 | 2.3L L4 2316cc |
| | 1991 | VOLVO 740 | 2.3L L4 2316cc |
| | 1992 | VOLVO 240 | 2.3L L4 2316cc |
| | 1992 | VOLVO 740 | 2.3L L4 2316cc 141 CID |
| | 1969-1973 | VOLVO 164 | 3.0L L6 2980cc 182 CID |
| | 1969-1974 | VOLVO 142 | 2.0L L4 1986cc 121 CID |
| | 1969-1974 | VOLVO 144 | 2.0L L4 1986cc 121 CID |
| | 1969-1974 | VOLVO 145 | 2.0L L4 1986cc 121 CID |
| | 1970-1974 | VOLVO 142 | 2.0L L4 1990cc |
| | 1970-1974 | VOLVO 144 | 2.0L L4 1990cc |
| | 1970-1974 | VOLVO 145 | 2.0L L4 1990cc |
| | 1970-1975 | VOLVO 164 | 3.0L L6 2980cc |
| | 1972-1974 | VOLVO 142 | 2.0L L4 1990cc 121 CID |
| | 1972-1974 | VOLVO 144 | 2.0L L4 1990cc 121 CID |
| | 1972-1974 | VOLVO 145 | 2.0L L4 1990cc 121 CID |
| | 1973-1974 | VOLVO 164 | 3.0L L6 2980cc |
| | 1973-1974 | VOLVO 164 | 3.0L L6 2980cc 182 CID |
| 1976-1979 | VOLVO 242 | 2.1L L4 2127cc | |
| 1976-1979 | VOLVO 244 | 2.1L L4 2127cc | |
| 1976-1979 | VOLVO 245 | 2.1L L4 2127cc | |
| 1976-1979 | VOLVO 262 | 2.7L V6 2673cc | |
| 1976-1979 | VOLVO 264 | 2.7L V6 2673cc | |
| 1976-1979 | VOLVO 265 | 2.7L V6 2673cc | |
| 1980-1981 | VOLVO 264 | 2.4L L6 2383cc | |
| 1980-1981 | VOLVO 265 | 2.8L V6 2849cc | |
| 1980-1982 | VOLVO 242 | 2.1L L4 2127cc | |
| 1980-1982 | VOLVO 244 | 2.1L L4 2127cc | |
| 1980-1982 | VOLVO 245 | 2.1L L4 2127cc | |
| 1980-1982 | VOLVO 264 | 2.8L V6 2849cc | |
| 1981-1983 | VOLVO 245 | 2.1L L4 2127cc | |
| 1981-1984 | VOLVO 242 | 2.1L L4 2127cc | |
| 1982-1983 | VOLVO 244 | 2.1L L4 2127cc | |
| 1982-1984 | VOLVO 244 | 2.4L L6 2383cc | |
| 1983-1984 | VOLVO 242 | 2.3L L4 2316cc | |

FAN CLUTCHES

| USMW | Years | Application | Engine | |
|--------------|--------------|---------------------|------------------------|------------------------|
| 22030 | 1983-1984 | VOLVO 760 | 2.4L L6 2383cc | |
| | 1983-1986 | VOLVO 760 | 2.8L V6 2849cc | |
| | 1983-1989 | VOLVO 244 | 2.3L L4 2316cc | |
| | 1983-1989 | VOLVO 245 | 2.3L L4 2316cc | |
| | 1984-1985 | VOLVO 245 | 2.1L L4 2127cc | |
| | 1984-1985 | VOLVO 245 | 2.3L L4 2316cc | |
| | 1984-1988 | VOLVO 760 | 2.3L L4 2316cc | |
| | 1984-1989 | VOLVO 244 | 2.3L L4 2316cc | |
| | 1985-1988 | VOLVO 740 | 2.3L L4 2316cc | |
| | 1985-1990 | VOLVO 760 | 2.3L L4 2316cc | |
| | 1989-1990 | VOLVO 740 | 2.3L L4 2316cc | |
| | 1989-1991 | VOLVO 780 | 2.3L L4 2316cc | |
| | 1990-1993 | VOLVO 240 | 2.3L L4 2316cc | |
| | 22031 | 1987-1990 | VOLVO 760 | 2.8L V6 2849cc |
| | | 1987-1990 | VOLVO 780 | 2.8L V6 2849cc |
| | 22032 | 2000 | INFINITI Q45 | 4.1L V8 4130cc |
| 2001 | | NISSAN PATHFINDER | 3.5L V6 3498cc | |
| 1997-2001 | | INFINITI Q45 | 4.1L V8 4130cc | |
| 2001-2003 | | INFINITI QX4 | 3.5L V6 3498cc | |
| 2001-2004 | | NISSAN PATHFINDER | 3.5L V6 3498cc | |
| 2003-2005 | | INFINITI FX45 | 4.5L V8 4500cc | |
| 2006-2008 | | INFINITI FX45 | 4.5L V8 4494cc | |
| 22033 | 1999 | SUZUKI GRAND VITARA | 2.5L V6 2500cc | |
| | 1999 | SUZUKI VITARA | 2.0L L4 2000cc | |
| | 2001 | SUZUKI GRAND VITARA | 2.5L V6 2500cc | |
| | 2001 | SUZUKI GRAND VITARA | 2.7L V6 2737cc | |
| | 2002 | SUZUKI XL-7 | 2.7L V6 2700cc | |
| | 2003 | SUZUKI GRAND VITARA | 2.5L V6 2500cc | |
| | 2003 | SUZUKI VITARA | 2.0L L4 2000cc | |
| | 2004 | CHEVROLET TRACKER | 2.5L V6 2500cc | |
| | 2004 | SUZUKI VITARA | 2.5L V6 2500cc | |
| | 2004 | SUZUKI XL-7 | 2.7L V6 2700cc | |
| | 2005 | SUZUKI XL-7 | 2.7L V6 2737cc | |
| | 2006 | SUZUKI XL-7 | 2.7L V6 2737cc | |
| | 1996-1998 | SUZUKI SIDEKICK | 1.8L L4 1840cc | |
| | 1997-1998 | SUZUKI SIDEKICK | 1.8L L4 1840cc | |
| | 1999-2000 | CHEVROLET TRACKER | 2.0L L4 122 CID | |
| | 1999-2001 | SUZUKI GRAND VITARA | 2.5L V6 2500cc | |
| | 1999-2001 | SUZUKI VITARA | 2.0L L4 2000cc | |
| | 1999-2002 | SUZUKI GRAND VITARA | 2.5L V6 2500cc | |
| | 1999-2003 | CHEVROLET TRACKER | 2.0L L4 122 CID | |
| | 2000-2001 | SUZUKI GRAND VITARA | 2.5L V6 2500cc | |
| | 2000-2002 | SUZUKI GRAND VITARA | 2.5L V6 2500cc | |
| | 2000-2002 | SUZUKI VITARA | 2.0L L4 2000cc | |
| | 2001-2003 | CHEVROLET TRACKER | 2.0L L4 122 CID | |
| | 2001-2004 | CHEVROLET TRACKER | 2.5L V6 2500cc | |
| | 2002-2003 | SUZUKI XL-7 | 2.7L V6 2700cc | |
| | 2004-2005 | SUZUKI GRAND VITARA | 2.5L V6 2500cc | |
| | 22035 | 2014-2015 | RAM 2500 | 6.4L V8 6424cc 392 CID |
| | | 2014-2015 | RAM 3500 | 6.4L V8 6424cc 392 CID |
| | | 2014-2015 | RAM 4500 | 6.4L V8 6424cc 392 CID |
| | | 2014-2015 | RAM 5500 | 6.4L V8 6424cc 392 CID |
| | | | | |
| | 22037 | 1980 | CHEVROLET CORVETTE | 5.0L V8 305 CID |
| | | 1980 | CHEVROLET CORVETTE | 5.7L V8 350 CID |
| 1982 | | CHEVROLET CORVETTE | 5.7L V8 350 CID | |
| 1981-1982 | | CHEVROLET CORVETTE | 5.7L V8 350 CID | |
| | | | | |
| 22038 | 1965 | CHEVROLET BEL AIR | 3.8L L6 3769cc 230 CID | |
| | 1965 | CHEVROLET BISCAIYNE | 3.8L L6 3769cc 230 CID | |
| | 1965 | CHEVROLET IMPALA | 3.8L L6 230 CID | |
| | 1974 | FORD GRAN TORINO | 7.5L V8 7539cc 460 CID | |
| | 1978 | FORD FAIRMONT | 3.3L L6 200 CID | |
| | 1979 | FORD MUSTANG | 3.3L L6 200 CID | |
| | 1980 | MERCURY COUGAR | 3.3L L6 200 CID | |
| | 1981 | MERCURY COUGAR | 3.3L L6 200 CID | |
| | 1982 | FORD FAIRMONT | 3.3L L6 200 CID | |
| | 1982 | MERCURY COUGAR | 3.3L L6 200 CID | |
| | 1982 | MERCURY ZEPHYR | 3.3L L6 200 CID | |
| | 1957-1959 | CHEVROLET CORVETTE | 4.6L V8 4638cc 283 CID | |
| | 1962-1966 | FORD ECONOLINE | 2.8L L6 170 CID | |

| USMW | Years | Application | Engine |
|--------------|-----------------------------|-----------------------------|------------------------|
| | 1962-1967 | FORD P-100 | 2.8L L6 2786cc 170 CID |
| | 1962-1968 | CHEVROLET CORVETTE | 5.3L V8 5358cc 327 CID |
| | 1963-1965 | CHEVROLET IMPALA | 3.8L L6 3769cc 230 CID |
| | 1965-1966 | CHEVROLET CHEVY II | 3.8L L6 3769cc 230 CID |
| | 1972-1974 | FORD COUNTRY SQUIRE | 7.5L V8 460 CID |
| | 1972-1974 | FORD COUNTRY SQUIRE | 7.5L V8 7539cc 460 CID |
| | 1972-1974 | MERCURY COLONY PARK | 7.5L V8 460 CID |
| | 1972-1974 | MERCURY COLONY PARK | 7.5L V8 7539cc 460 CID |
| | 1972-1974 | MERCURY MARQUIS | 7.5L V8 7539cc 460 CID |
| | 1972-1974 | MERCURY MONTEREY | 7.5L V8 460 CID |
| | 1972-1974 | MERCURY MONTEREY | 7.5L V8 7539cc 460 CID |
| | 1972-1978 | MERCURY MARQUIS | 7.5L V8 460 CID |
| | 1973-1974 | FORD CUSTOM 500 | 7.5L V8 7539cc 460 CID |
| | 1973-1974 | FORD GALAXIE 500 | 7.5L V8 460 CID |
| | 1973-1974 | FORD GALAXIE 500 | 7.5L V8 7539cc 460 CID |
| | 1973-1974 | FORD RANCH WAGON | 7.5L V8 460 CID |
| | 1973-1974 | FORD RANCH WAGON | 7.5L V8 7539cc 460 CID |
| | 1973-1974 | MERCURY MONTEGO | 7.5L V8 7539cc 460 CID |
| | 1973-1976 | FORD CUSTOM 500 | 7.5L V8 460 CID |
| | 1973-1976 | MERCURY MONTEGO | 7.5L V8 460 CID |
| | 1974-1975 | FORD GRAN TORINO | 7.5L V8 460 CID |
| | 1974-1976 | FORD GRAN TORINO | 7.5L V8 460 CID |
| | 1975-1976 | MERCURY MARQUIS | 7.5L V8 460 CID |
| | 1975-1978 | MERCURY GRAND MARQUIS | 7.5L V8 460 CID |
| | 1978-1979 | FORD FAIRMONT | 3.3L L6 200 CID |
| | 1980-1981 | MERCURY ZEPHYR | 3.3L L6 200 CID |
| | 1980-1982 | MERCURY ZEPHYR | 3.3L L6 200 CID |
| 22041 | 1979 | CADILLAC DEVILLE | 5.7L V8 350 CID |
| | 1979 | CADILLAC ELDORADO | 5.7L V8 350 CID |
| | 1979 | CADILLAC FLEETWOOD | 5.7L V8 350 CID |
| | 1980 | BUICK ELECTRA | 5.7L V8 350 CID |
| | 1980 | BUICK ESTATE WAGON | 5.7L V8 350 CID |
| | 1980 | BUICK LESABRE | 5.7L V8 350 CID |
| | 1980 | BUICK RIVIERA | 5.7L V8 350 CID |
| | 1982 | CADILLAC DEVILLE | 4.1L V6 252 CID |
| | 1982 | CADILLAC FLEETWOOD | 6.0L V8 368 CID |
| | 1977-1978 | CADILLAC ELDORADO | 7.0L V8 425 CID |
| | 1977-1979 | CADILLAC COMMERCIAL CHASSIS | 7.0L V8 425 CID |
| | 1977-1979 | CADILLAC DEVILLE | 7.0L V8 425 CID |
| | 1977-1979 | CADILLAC FLEETWOOD | 7.0L V8 425 CID |
| | 1977-1979 | CADILLAC SEVILLE | 5.7L V8 350 CID |
| | 1980-1981 | CADILLAC DEVILLE | 4.1L V6 252 CID |
| | 1980-1982 | CADILLAC FLEETWOOD | 4.1L V6 252 CID |
| 1981-1984 | CADILLAC COMMERCIAL CHASSIS | 6.0L V8 368 CID | |
| 22042 | 1980 | OLDSMOBILE STARFIRE | 3.8L V6 3800cc 231 CID |
| | 1980 | PONTIAC SUNBIRD | 3.8L V6 3800cc 231 CID |
| | 1981 | CADILLAC DEVILLE | 6.0L V8 368 CID |
| | 1981 | CADILLAC FLEETWOOD | 6.0L V8 368 CID |
| | 1982 | CHEVROLET IMPALA | 4.4L V8 267 CID |
| | 1983 | PONTIAC GRAND PRIX | 5.0L V8 305 CID |
| | 1984 | PONTIAC GRAND PRIX | 5.0L V8 305 CID |
| | 1985 | CHEVROLET C10 SUBURBAN | 5.7L V8 350 CID |
| | 1985 | CHEVROLET C20 | 5.7L V8 350 CID |
| | 1985 | CHEVROLET C20 SUBURBAN | 5.7L V8 350 CID |
| | 1985 | CHEVROLET K10 | 5.7L V8 350 CID |
| | 1985 | CHEVROLET K10 SUBURBAN | 5.7L V8 350 CID |
| | 1985 | CHEVROLET K20 | 5.7L V8 350 CID |
| | 1985 | CHEVROLET K20 SUBURBAN | 5.7L V8 350 CID |
| | 1985 | CHEVROLET K5 BLAZER | 5.7L V8 350 CID |
| | 1985 | GMC C1500 | 5.7L V8 350 CID |
| 1985 | GMC C1500 SUBURBAN | 5.7L V8 350 CID | |
| 1985 | GMC C2500 | 5.7L V8 350 CID | |
| 1985 | GMC C2500 SUBURBAN | 5.7L V8 350 CID | |
| 1985 | GMC JIMMY | 5.7L V8 350 CID | |
| 1985 | GMC K1500 | 5.7L V8 350 CID | |
| 1985 | GMC K1500 SUBURBAN | 5.7L V8 350 CID | |
| 1985 | GMC K2500 | 5.7L V8 350 CID | |
| 1975-1978 | BUICK SKYHAWK | 3.8L V6 231 CID | |
| 1976-1977 | PONTIAC SUNBIRD | 3.8L V6 231 CID | |

| USMW | Years | Application | Engine |
|-----------|------------------------|-----------------------------|------------------------|
| 22042 | 1977-1979 | PONTIAC SUNBIRD | 3.8L V6 3800cc 231 CID |
| | 1978-1979 | BUICK SKYHAWK | 3.8L V6 3800cc 231 CID |
| | 1980-1981 | CADILLAC FLEETWOOD | 5.7L V8 350 CID |
| | 1981-1984 | CADILLAC FLEETWOOD | 6.0L V8 368 CID |
| | 1983-1984 | CADILLAC FLEETWOOD | 6.0L V8 368 CID |
| 1983-1984 | PONTIAC GRAND PRIX | 5.0L V8 305 CID | |
| 22043 | 1964 | BUICK ESTATE WAGON | 4.9L V8 4917cc 300 CID |
| | 1965 | BUICK LESABRE | 4.9L V8 300 CID |
| | 1969 | BUICK SPECIAL | 4.1L L6 4097cc 250 CID |
| | 1969 | BUICK SPECIAL | 4.1L L6 4098cc 250 CID |
| | 1974 | CHEVROLET P30 VAN | 4.8L L6 4786cc 292 CID |
| | 1975 | PLYMOUTH VOYAGER | 3.7L L6 3688cc 225 CID |
| | 1975 | PLYMOUTH VOYAGER | 5.2L V8 5212cc 318 CID |
| | 1975 | PLYMOUTH VOYAGER | 5.9L V8 5900cc 360 CID |
| | 1976 | PONTIAC GRAND LEMANS | 5.7L V8 5736cc 350 CID |
| | 1977 | BUICK ELECTRA | 5.7L V8 5736cc 350 CID |
| | 1977 | BUICK SKYLARK | 4.9L V8 301 CID |
| | 1977 | PONTIAC GRAND LEMANS | 5.7L V8 5736cc 350 CID |
| | 1978 | BUICK LESABRE | 5.0L V8 305 CID |
| | 1978 | GMC K15 SUBURBAN | 4.1L L6 250 CID |
| | 1978 | GMC K25 | 4.1L L6 250 CID |
| | 1978 | GMC K25 | 4.8L L6 292 CID |
| | 1978 | GMC K25 SUBURBAN | 4.8L L6 292 CID |
| | 1978 | GMC K35 | 4.8L L6 292 CID |
| | 1979 | BUICK CENTURY | 4.9L V8 301 CID |
| | 1979 | BUICK REGAL | 4.9L V8 301 CID |
| | 1979 | BUICK RIVIERA | 3.8L V6 3800cc 231 CID |
| | 1979 | CHEVROLET MONTE CARLO | 3.8L V6 231 CID |
| | 1979 | CHEVROLET MONTE CARLO | 4.4L V8 267 CID |
| | 1979 | GMC K1500 | 4.1L L6 250 CID |
| | 1979 | GMC K1500 | 4.8L L6 292 CID |
| | 1979 | GMC K1500 SUBURBAN | 4.1L L6 250 CID |
| | 1979 | GMC K2500 | 4.8L L6 292 CID |
| | 1979 | GMC K3500 | 4.8L L6 292 CID |
| | 1980 | BUICK CENTURY | 3.8L V6 3800cc 231 CID |
| | 1980 | BUICK CENTURY | 4.9L V8 301 CID |
| | 1980 | BUICK CENTURY | 5.0L V8 305 CID |
| | 1980 | BUICK ELECTRA | 4.9L V8 301 CID |
| | 1980 | BUICK ELECTRA | 5.7L V8 350 CID |
| | 1980 | BUICK ESTATE WAGON | 4.9L V8 301 CID |
| | 1980 | BUICK ESTATE WAGON | 5.7L V8 350 CID |
| | 1980 | BUICK LESABRE | 3.8L V6 3800cc 231 CID |
| | 1980 | BUICK LESABRE | 4.9L V8 301 CID |
| | 1980 | BUICK LESABRE | 5.7L V8 350 CID |
| | 1980 | BUICK REGAL | 4.9L V8 301 CID |
| | 1980 | BUICK REGAL | 5.0L V8 305 CID |
| | 1980 | BUICK RIVIERA | 3.8L V6 3800cc 231 CID |
| | 1980 | BUICK SKYHAWK | 3.8L V6 3800cc 231 CID |
| | 1980 | CADILLAC COMMERCIAL CHASSIS | 6.0L V8 368 CID |
| | 1980 | CADILLAC DEVILLE | 6.0L V8 368 CID |
| | 1980 | CADILLAC FLEETWOOD | 6.0L V8 368 CID |
| | 1980 | CHEVROLET C10 | 4.1L L6 250 CID |
| | 1980 | CHEVROLET C10 | 4.8L L6 292 CID |
| | 1980 | CHEVROLET C10 SUBURBAN | 4.1L L6 250 CID |
| | 1980 | CHEVROLET C20 | 4.1L L6 250 CID |
| | 1980 | CHEVROLET C20 | 4.8L L6 292 CID |
| | 1980 | CHEVROLET C20 SUBURBAN | 4.8L L6 292 CID |
| | 1980 | CHEVROLET C30 | 4.1L L6 250 CID |
| | 1980 | CHEVROLET C30 | 4.8L L6 292 CID |
| | 1980 | CHEVROLET CAMARO | 3.8L V6 3800cc 231 CID |
| 1980 | CHEVROLET CAPRICE | 3.8L V6 229 CID | |
| 1980 | CHEVROLET CAPRICE | 4.4L V8 267 CID | |
| 1980 | CHEVROLET IMPALA | 3.8L V6 229 CID | |
| 1980 | CHEVROLET IMPALA | 4.4L V8 267 CID | |
| 1980 | CHEVROLET K10 | 4.1L L6 250 CID | |
| 1980 | CHEVROLET K10 | 4.8L L6 292 CID | |
| 1980 | CHEVROLET K10 SUBURBAN | 4.1L L6 250 CID | |
| 1980 | CHEVROLET K20 | 4.1L L6 250 CID | |
| 1980 | CHEVROLET K20 | 4.8L L6 292 CID | |

| USMW | Years | Application | Engine |
|------|-------|----------------------------|------------------------|
| | 1980 | CHEVROLET K20 SUBURBAN | 4.8L L6 292 CID |
| | 1980 | CHEVROLET K30 | 4.8L L6 292 CID |
| | 1980 | CHEVROLET K5 BLAZER | 4.1L L6 250 CID |
| | 1980 | CHEVROLET MALIBU | 3.8L V6 229 CID |
| | 1980 | CHEVROLET MALIBU | 3.8L V6 3800cc 231 CID |
| | 1980 | CHEVROLET MALIBU | 4.4L V8 267 CID |
| | 1980 | CHEVROLET MALIBU | 5.0L V8 305 CID |
| | 1980 | CHEVROLET MALIBU | 5.7L V8 350 CID |
| | 1980 | CHEVROLET MONTE CARLO | 3.8L V6 229 CID |
| | 1980 | CHEVROLET MONTE CARLO | 3.8L V6 3800cc 231 CID |
| | 1980 | CHEVROLET MONTE CARLO | 4.4L V8 267 CID |
| | 1980 | CHEVROLET MONTE CARLO | 5.0L V8 305 CID |
| | 1980 | CHRYSLER CORDOBA | 3.7L L6 3687cc 225 CID |
| | 1980 | CHRYSLER CORDOBA | 5.2L V8 318 CID |
| | 1980 | CHRYSLER LEBARON | 3.7L L6 3687cc 225 CID |
| | 1980 | CHRYSLER LEBARON | 5.2L V8 318 CID |
| | 1980 | CHRYSLER NEW YORKER | 5.2L V8 318 CID |
| | 1980 | CHRYSLER NEW YORKER | 5.9L V8 360 CID |
| | 1980 | CHRYSLER NEWPORT | 5.2L V8 318 CID |
| | 1980 | CHRYSLER NEWPORT | 5.9L V8 360 CID |
| | 1980 | CHRYSLER TOWN & COUNTRY | 5.2L V8 318 CID |
| | 1980 | DODGE ASPEN | 3.7L L6 3687cc 225 CID |
| | 1980 | DODGE ASPEN | 5.2L V8 318 CID |
| | 1980 | DODGE ASPEN | 5.9L V8 360 CID |
| | 1980 | DODGE B100 | 3.7L L6 3687cc 225 CID |
| | 1980 | DODGE B100 | 5.2L V8 5211cc 318 CID |
| | 1980 | DODGE B200 | 3.7L L6 3687cc 225 CID |
| | 1980 | DODGE B200 | 5.2L V8 5211cc 318 CID |
| | 1980 | DODGE B200 | 5.9L V8 360 CID |
| | 1980 | DODGE B200 | 5.2L V8 5211cc 318 CID |
| | 1980 | DODGE B300 | 3.7L L6 225 CID |
| | 1980 | DODGE B300 | 5.2L V8 5211cc 318 CID |
| | 1980 | DODGE B300 | 5.9L V8 360 CID |
| | 1980 | DODGE CB300 | 5.2L V8 5211cc 318 CID |
| | 1980 | DODGE CB300 | 5.9L V8 360 CID |
| | 1980 | DODGE D150 | 4.0L L6 243 CID |
| | 1980 | DODGE D200 | 3.7L L6 3687cc 225 CID |
| | 1980 | DODGE D200 | 4.0L L6 243 CID |
| | 1980 | DODGE D200 | 5.2L V8 5211cc 318 CID |
| | 1980 | DODGE D200 | 5.9L V8 360 CID |
| | 1980 | DODGE D300 | 5.2L V8 5211cc 318 CID |
| | 1980 | DODGE D300 | 5.9L V8 360 CID |
| | 1980 | DODGE DIPLOMAT | 5.2L V8 318 CID |
| | 1980 | DODGE MIRADA | 5.9L V8 360 CID |
| | 1980 | DODGE RAMCHARGER | 3.7L L6 3687cc 225 CID |
| | 1980 | DODGE RAMCHARGER | 5.2L V8 5211cc 318 CID |
| | 1980 | DODGE RAMCHARGER | 5.9L V8 360 CID |
| | 1980 | DODGE RD200 | 5.2L V8 5211cc 318 CID |
| | 1980 | DODGE RD200 | 5.9L V8 360 CID |
| | 1980 | DODGE ST. REGIS | 5.2L V8 318 CID |
| | 1980 | DODGE ST. REGIS | 5.9L V8 360 CID |
| | 1980 | DODGE W200 | 3.7L L6 3687cc 225 CID |
| | 1980 | DODGE W200 | 5.2L V8 5211cc 318 CID |
| | 1980 | DODGE W200 | 5.9L V8 360 CID |
| | 1980 | DODGE W300 | 5.2L V8 5211cc 318 CID |
| | 1980 | DODGE W300 | 5.9L V8 360 CID |
| | 1980 | GMC C1500 | 4.1L L6 250 CID |
| | 1980 | GMC C1500 | 4.8L L6 292 CID |
| | 1980 | GMC C1500 SUBURBAN | 4.1L L6 250 CID |
| | 1980 | GMC C3500 | 4.1L L6 250 CID |
| | 1980 | GMC K1500 | 4.8L L6 292 CID |
| | 1980 | GMC K1500 SUBURBAN | 4.1L L6 250 CID |
| | 1980 | GMC K2500 | 4.1L L6 250 CID |
| | 1980 | OLDSMOBILE CUTLASS | 3.8L V6 3800cc 231 CID |
| | 1980 | OLDSMOBILE CUTLASS | 5.0L V8 305 CID |
| | 1980 | OLDSMOBILE CUTLASS CALAIS | 3.8L V6 3800cc 231 CID |
| | 1980 | OLDSMOBILE CUTLASS CALAIS | 5.0L V8 305 CID |
| | 1980 | OLDSMOBILE CUTLASS CRUISER | 3.8L V6 3800cc 231 CID |
| | 1980 | OLDSMOBILE CUTLASS CRUISER | 5.0L V8 305 CID |
| | 1980 | OLDSMOBILE CUTLASS SALON | 3.8L V6 3800cc 231 CID |

| USMW | Years | Application | Engine |
|-------|-------|----------------------------|------------------------|
| 22043 | 1980 | OLDSMOBILE CUTLASS SALON | 5.0L V8 305 CID |
| | 1980 | OLDSMOBILE CUTLASS SUPREME | 3.8L V6 3800cc 231 CID |
| | 1980 | OLDSMOBILE CUTLASS SUPREME | 5.0L V8 305 CID |
| | 1980 | OLDSMOBILE DELTA 88 | 3.8L V6 3800cc 231 CID |
| | 1980 | OLDSMOBILE STARFIRE | 3.8L V6 3800cc 231 CID |
| | 1980 | PLYMOUTH GRAN FURY | 3.7L L6 3687cc 225 CID |
| | 1980 | PLYMOUTH GRAN FURY | 5.2L V8 318 CID |
| | 1980 | PLYMOUTH GRAN FURY | 5.9L V8 360 CID |
| | 1980 | PLYMOUTH PB100 | 3.7L L6 3687cc 225 CID |
| | 1980 | PLYMOUTH PB100 | 5.2L V8 5211cc 318 CID |
| | 1980 | PLYMOUTH PB200 | 3.7L L6 3687cc 225 CID |
| | 1980 | PLYMOUTH PB200 | 5.2L V8 5211cc 318 CID |
| | 1980 | PLYMOUTH PB200 | 5.9L V8 360 CID |
| | 1980 | PLYMOUTH PB300 | 5.2L V8 5211cc 318 CID |
| | 1980 | PLYMOUTH PB300 | 5.9L V8 360 CID |
| | 1980 | PLYMOUTH TRAILDUSTER | 3.7L L6 3687cc 225 CID |
| | 1980 | PLYMOUTH TRAILDUSTER | 5.2L V8 5211cc 318 CID |
| | 1980 | PLYMOUTH VOLARE | 3.7L L6 3687cc 225 CID |
| | 1980 | PLYMOUTH VOLARE | 5.2L V8 318 CID |
| | 1980 | PLYMOUTH VOLARE | 5.9L V8 360 CID |
| | 1980 | PONTIAC GRAND LEMANS | 3.8L V6 229 CID |
| | 1980 | PONTIAC LEMANS | 3.8L V6 229 CID |
| | 1980 | PONTIAC SUNBIRD | 3.8L V6 3800cc 231 CID |
| | 1981 | BUICK CENTURY | 3.8L V6 3800cc 231 CID |
| | 1981 | BUICK CENTURY | 4.3L V8 265 CID |
| | 1981 | BUICK LESABRE | 4.1L V6 252 CID |
| | 1981 | BUICK REGAL | 4.3L V8 265 CID |
| | 1981 | BUICK RIVIERA | 3.8L V6 3800cc 231 CID |
| | 1981 | BUICK RIVIERA | 4.1L V6 252 CID |
| | 1981 | CADILLAC ELDORADO | 5.7L V8 350 CID |
| | 1981 | CADILLAC ELDORADO | 6.0L V8 368 CID |
| | 1981 | CADILLAC SEVILLE | 4.1L V6 252 CID |
| | 1981 | CHEVROLET C10 | 4.1L L6 250 CID |
| | 1981 | CHEVROLET C20 | 4.1L L6 250 CID |
| | 1981 | CHEVROLET C20 | 4.8L L6 292 CID |
| | 1981 | CHEVROLET C20 SUBURBAN | 4.8L L6 292 CID |
| | 1981 | CHEVROLET C30 | 4.8L L6 292 CID |
| | 1981 | CHEVROLET CAMARO | 3.8L V6 3800cc 231 CID |
| | 1981 | CHEVROLET CAPRICE | 3.8L V6 229 CID |
| | 1981 | CHEVROLET CAPRICE | 4.4L V8 267 CID |
| | 1981 | CHEVROLET EL CAMINO | 4.4L V8 267 CID |
| | 1981 | CHEVROLET G10 | 5.0L V8 305 CID |
| | 1981 | CHEVROLET G20 | 5.0L V8 305 CID |
| | 1981 | CHEVROLET IMPALA | 3.8L V6 229 CID |
| | 1981 | CHEVROLET IMPALA | 4.4L V8 267 CID |
| | 1981 | CHEVROLET K10 | 4.1L L6 250 CID |
| | 1981 | CHEVROLET K20 | 4.8L L6 292 CID |
| | 1981 | CHEVROLET K20 SUBURBAN | 4.8L L6 292 CID |
| | 1981 | CHEVROLET K30 | 4.8L L6 292 CID |
| | 1981 | CHEVROLET K5 BLAZER | 4.1L L6 250 CID |
| | 1981 | CHEVROLET MONTE CARLO | 3.8L V6 229 CID |
| | 1981 | CHEVROLET MONTE CARLO | 3.8L V6 3800cc 231 CID |
| | 1981 | CHRYSLER CORDOBA | 5.2L V8 318 CID |
| | 1981 | CHRYSLER IMPERIAL | 5.2L V8 318 CID |
| | 1981 | CHRYSLER LEBARON | 3.7L L6 3687cc 225 CID |
| | 1981 | CHRYSLER LEBARON | 5.2L V8 318 CID |
| | 1981 | CHRYSLER NEW YORKER | 5.2L V8 318 CID |
| | 1981 | CHRYSLER NEWPORT | 3.7L L6 3687cc 225 CID |
| | 1981 | CHRYSLER NEWPORT | 5.2L V8 318 CID |
| | 1981 | CHRYSLER TOWN & COUNTRY | 3.7L L6 3687cc 225 CID |
| | 1981 | CHRYSLER TOWN & COUNTRY | 5.2L V8 318 CID |
| | 1981 | DODGE B150 | 3.7L L6 3687cc 225 CID |
| | 1981 | DODGE B250 | 3.7L L6 3687cc 225 CID |
| | 1981 | DODGE D250 | 3.7L L6 3687cc 225 CID |
| | 1981 | DODGE D350 | 5.2L V8 5211cc 318 CID |
| | 1981 | DODGE DIPLOMAT | 3.7L L6 3687cc 225 CID |
| | 1981 | DODGE DIPLOMAT | 5.2L V8 318 CID |
| | 1981 | DODGE RAMCHARGER | 5.2L V8 5211cc 318 CID |
| | 1981 | DODGE ST. REGIS | 3.7L L6 3687cc 225 CID |

| USMW | Years | Application | Engine |
|------|-------|----------------------------|------------------------|
| | 1981 | DODGE ST. REGIS | 5.2L V8 318 CID |
| | 1981 | GMC G1500 | 5.0L V8 305 CID |
| | 1981 | GMC G2500 | 5.0L V8 305 CID |
| | 1981 | OLDSMOBILE 98 | 4.1L V6 252 CID |
| | 1981 | OLDSMOBILE CUTLASS SUPREME | 3.8L V6 3800cc 231 CID |
| | 1981 | OLDSMOBILE TORONADO | 4.1L V6 252 CID |
| | 1981 | PLYMOUTH GRAN FURY | 5.2L V8 318 CID |
| | 1981 | PLYMOUTH PB150 | 3.7L L6 3687cc 225 CID |
| | 1981 | PLYMOUTH PB150 | 5.2L V8 5211cc 318 CID |
| | 1981 | PLYMOUTH PB250 | 5.2L V8 5211cc 318 CID |
| | 1981 | PLYMOUTH PB250 | 5.9L V8 360 CID |
| | 1981 | PLYMOUTH PB350 | 5.9L V8 360 CID |
| | 1981 | PLYMOUTH TRAILDUSTER | 5.2L V8 5211cc 318 CID |
| | 1981 | PLYMOUTH VALIANT (MEX) | 3.7L L6 3700cc 225 CID |
| | 1981 | PONTIAC BONNEVILLE | 3.8L V6 3800cc 231 CID |
| | 1981 | PONTIAC FIREBIRD | 3.8L V6 3800cc 231 CID |
| | 1981 | PONTIAC GRAND PRIX | 3.8L V6 3800cc 231 CID |
| | 1982 | CADILLAC DEVILLE | 4.1L V6 252 CID |
| | 1982 | CHEVROLET C20 | 4.8L L6 292 CID |
| | 1982 | CHEVROLET C20 SUBURBAN | 4.8L L6 292 CID |
| | 1982 | CHEVROLET C30 | 4.8L L6 292 CID |
| | 1982 | CHEVROLET CAPRICE | 3.8L V6 3800cc 231 CID |
| | 1982 | CHEVROLET K20 | 4.8L L6 292 CID |
| | 1982 | CHEVROLET K20 SUBURBAN | 4.8L L6 292 CID |
| | 1982 | CHEVROLET K30 | 4.8L L6 292 CID |
| | 1982 | CHEVROLET P20 | 4.8L L6 292 CID |
| | 1982 | CHEVROLET P30 | 4.8L L6 292 CID |
| | 1982 | CHRYSLER CORDOBA | 5.2L V8 318 CID |
| | 1982 | CHRYSLER IMPERIAL | 5.2L V8 318 CID |
| | 1982 | CHRYSLER NEW YORKER | 3.7L L6 3687cc 225 CID |
| | 1982 | DODGE D150 | 5.9L V8 360 CID |
| | 1982 | DODGE D250 | 5.9L V8 360 CID |
| | 1982 | DODGE DIPLOMAT | 5.2L V8 318 CID |
| | 1982 | DODGE W250 | 5.9L V8 360 CID |
| | 1982 | GMC C2500 | 4.8L L6 292 CID |
| | 1982 | GMC C2500 SUBURBAN | 4.8L L6 292 CID |
| | 1982 | GMC C3500 | 4.8L L6 292 CID |
| | 1982 | GMC K2500 | 4.8L L6 292 CID |
| | 1982 | GMC K2500 SUBURBAN | 4.8L L6 292 CID |
| | 1982 | GMC K3500 | 4.8L L6 292 CID |
| | 1982 | GMC P2500 | 4.8L L6 292 CID |
| | 1982 | GMC P3500 | 4.8L L6 292 CID |
| | 1983 | CADILLAC DEVILLE | 5.7L V8 350 CID |
| | 1983 | CHRYSLER FIFTH AVENUE | 3.7L L6 3687cc 225 CID |
| | 1983 | CHRYSLER FIFTH AVENUE | 5.2L V8 318 CID |
| | 1983 | DODGE DIPLOMAT | 5.2L V8 318 CID |
| | 1983 | OLDSMOBILE CUTLASS CALAIS | 3.8L V6 3800cc 231 CID |
| | 1983 | PLYMOUTH PB150 | 5.2L V8 5211cc 318 CID |
| | 1983 | PLYMOUTH PB350 | 5.2L V8 5211cc 318 CID |
| | 1984 | CHEVROLET C20 | 4.8L L6 292 CID |
| | 1984 | CHEVROLET C30 | 4.8L L6 292 CID |
| | 1984 | CHEVROLET K20 | 4.8L L6 292 CID |
| | 1984 | CHEVROLET K30 | 4.8L L6 292 CID |
| | 1984 | GMC C2500 | 4.8L L6 292 CID |
| | 1984 | GMC C2500 SUBURBAN | 4.8L L6 292 CID |
| | 1984 | GMC C3500 | 4.8L L6 292 CID |
| | 1984 | GMC K2500 | 4.8L L6 292 CID |
| | 1984 | GMC K2500 SUBURBAN | 4.8L L6 292 CID |
| | 1984 | GMC K3500 | 4.8L L6 292 CID |
| | 1985 | DODGE D100 | 5.2L V8 5211cc 318 CID |
| | 1985 | DODGE D100 | 5.9L V8 360 CID |
| | 1985 | DODGE DIPLOMAT | 5.2L V8 5211cc 318 CID |
| | 1985 | PLYMOUTH GRAN FURY | 5.2L V8 5211cc 318 CID |
| | 1986 | CADILLAC FLEETWOOD | 5.0L V8 307 CID |
| | 1988 | DODGE D100 | 5.9L V8 360 CID |
| | 1988 | DODGE W100 | 5.9L V8 360 CID |
| | 1989 | DODGE W100 | 3.9L V6 3906cc 239 CID |
| | 1989 | DODGE W150 | 3.9L V6 3906cc 239 CID |
| | 1991 | DODGE RAMCHARGER | 5.2L V8 5211cc 318 CID |

| USMW | Years | Application | Engine |
|-------|-----------|----------------------------------|------------------------|
| 22043 | 1991 | DODGE RAMCHARGER | 5.9L V8 360 CID |
| | 1991 | DODGE W150 | 5.9L V8 360 CID |
| | 1959-1965 | CHRYSLER IMPERIAL | 6.7L V8 6769cc 413 CID |
| | 1959-1967 | PLYMOUTH FURY | 5.2L V8 5215cc 318 CID |
| | 1959-1978 | PLYMOUTH FURY | 5.9L V8 5920cc 361 CID |
| | 1960-1975 | PLYMOUTH FURY | 3.7L L6 3688cc 225 CID |
| | 1961-1967 | PLYMOUTH BELVEDERE | 5.2L V8 5212cc 318 CID |
| | 1962-1977 | PLYMOUTH FURY | 3.7L L6 3688cc 225 CID |
| | 1964-1965 | BUICK LESABRE | 4.9L V8 4917cc 300 CID |
| | 1964-1967 | BUICK SKYLARK | 4.9L V8 4917cc 300 CID |
| | 1964-1967 | BUICK SPECIAL | 4.9L V8 4917cc 300 CID |
| | 1965-1967 | BUICK SPECIAL | 3.7L L6 3688cc 225 CID |
| | 1967-1964 | DODGE D100 | 6.3L V8 6277cc 383 CID |
| | 1968-1969 | BUICK SPECIAL | 5.7L V8 5736cc 350 CID |
| | 1968-1971 | BUICK SKYLARK | 4.1L L6 4097cc 250 CID |
| | 1968-1971 | BUICK SKYLARK | 4.1L L6 4098cc 250 CID |
| | 1968-1972 | BUICK SKYLARK | 5.7L V8 5736cc 350 CID |
| | 1968-1974 | BUICK LESABRE | 5.7L V8 5736cc 350 CID |
| | 1969-1975 | PLYMOUTH FURY | 3.7L L6 3688cc 225 CID |
| | 1969-1975 | PLYMOUTH VALIANT SUPER BEE (MEX) | 5.2L V8 5200cc 318 CID |
| | 1970-1972 | BUICK SKYLARK | 7.5L V8 7456cc 455 CID |
| | 1970-1973 | BUICK ESTATE WAGON | 5.7L V8 5736cc 350 CID |
| | 1970-1974 | BUICK ELECTRA | 7.5L V8 7456cc 455 CID |
| | 1970-1974 | BUICK ESTATE WAGON | 7.5L V8 7456cc 455 CID |
| | 1970-1974 | BUICK LESABRE | 7.5L V8 7456cc 455 CID |
| | 1970-1974 | BUICK RIVIERA | 7.5L V8 7456cc 455 CID |
| | 1970-1975 | PLYMOUTH FURY | 3.7L L6 3688cc 225 CID |
| | 1970-1979 | BUICK SKYLARK | 5.7L V8 350 CID |
| | 1971-1975 | PLYMOUTH FURY | 3.7L L6 3688cc 225 CID |
| | 1971-1976 | BUICK RIVIERA | 7.5L V8 455 CID |
| | 1972-1975 | PLYMOUTH FURY | 3.7L L6 3688cc 225 CID |
| | 1973-1974 | BUICK CENTURY | 5.7L V8 5736cc 350 CID |
| | 1973-1974 | BUICK CENTURY | 7.5L V8 7456cc 455 CID |
| | 1973-1974 | BUICK REGAL | 5.7L V8 5736cc 350 CID |
| | 1973-1974 | BUICK REGAL | 7.5L V8 7456cc 455 CID |
| | 1974-1976 | BUICK ESTATE WAGON | 7.5L V8 455 CID |
| | 1974-1976 | PLYMOUTH VALIANT DUSTER (MEX) | 3.7L L6 3700cc 225 CID |
| | 1974-1979 | PLYMOUTH VALIANT SUPER BEE (MEX) | 5.9L V8 5900cc 360 CID |
| | 1975-1976 | BUICK ELECTRA | 7.5L V8 455 CID |
| | 1975-1976 | BUICK LESABRE | 7.5L V8 455 CID |
| | 1975-1977 | BUICK CENTURY | 3.8L V6 231 CID |
| | 1975-1977 | BUICK REGAL | 3.8L V6 231 CID |
| | 1975-1977 | BUICK REGAL | 5.7L V8 350 CID |
| | 1975-1977 | BUICK SKYLARK | 3.8L V6 231 CID |
| | 1975-1979 | BUICK CENTURY | 5.7L V8 350 CID |
| | 1975-1979 | BUICK LESABRE | 5.7L V8 350 CID |
| | 1976-1977 | BUICK LESABRE | 3.8L V6 231 CID |
| | 1976-1978 | PLYMOUTH FURY | 3.7L L6 3687cc 225 CID |
| | 1977-1979 | BUICK CENTURY | 5.0L V8 305 CID |
| | 1977-1979 | BUICK ESTATE WAGON | 5.7L V8 350 CID |
| | 1977-1979 | BUICK LESABRE | 3.8L V6 3800cc 231 CID |
| | 1977-1979 | BUICK LESABRE | 4.9L V8 301 CID |
| | 1977-1979 | BUICK REGAL | 5.0L V8 305 CID |
| | 1977-1979 | BUICK RIVIERA | 5.7L V8 350 CID |
| | 1977-1979 | BUICK SKYLARK | 5.0L V8 305 CID |
| | 1978-1979 | BUICK CENTURY | 3.2L V6 196 CID |
| | 1978-1979 | BUICK CENTURY | 3.8L V6 3800cc 231 CID |
| | 1978-1979 | BUICK ELECTRA | 5.7L V8 5736cc 350 CID |
| | 1978-1979 | BUICK REGAL | 3.2L V6 196 CID |
| | 1978-1979 | BUICK REGAL | 3.8L V6 3800cc 231 CID |
| | 1978-1979 | BUICK SKYLARK | 3.8L V6 3800cc 231 CID |
| | 1978-1979 | CHEVROLET C10 SUBURBAN | 4.1L L6 250 CID |
| | 1978-1979 | CHEVROLET C20 | 4.1L L6 250 CID |
| | 1978-1979 | CHEVROLET C20 | 4.8L L6 292 CID |
| | 1978-1979 | CHEVROLET C20 SUBURBAN | 4.8L L6 292 CID |
| | 1978-1979 | CHEVROLET C30 | 4.1L L6 250 CID |
| | 1978-1979 | CHEVROLET C30 | 4.8L L6 292 CID |
| | 1978-1979 | CHEVROLET IMPALA | 5.0L V8 305 CID |
| | 1978-1979 | CHEVROLET IMPALA | 5.7L V8 350 CID |

| USMW | Years | Application | Engine |
|------|-----------|----------------------------|------------------------|
| | 1978-1979 | CHEVROLET K10 SUBURBAN | 4.1L L6 250 CID |
| | 1978-1979 | CHEVROLET K20 | 4.1L L6 250 CID |
| | 1978-1979 | CHEVROLET K20 | 4.8L L6 292 CID |
| | 1978-1979 | CHEVROLET K30 | 4.8L L6 292 CID |
| | 1978-1979 | CHEVROLET K5 BLAZER | 4.1L L6 250 CID |
| | 1978-1979 | CHEVROLET MONTE CARLO | 3.3L V6 200 CID |
| | 1978-1979 | CHEVROLET MONTE CARLO | 3.8L V6 3800cc 231 CID |
| | 1978-1979 | CHEVROLET MONTE CARLO | 5.0L V8 305 CID |
| | 1978-1979 | OLDSMOBILE CUTLASS | 3.8L V6 3786cc 231 CID |
| | 1980-1981 | BUICK CENTURY | 3.8L V6 3800cc 231 CID |
| | 1980-1981 | BUICK LESABRE | 3.8L V6 3800cc 231 CID |
| | 1980-1981 | BUICK LESABRE | 4.1L V6 252 CID |
| | 1980-1981 | BUICK REGAL | 3.8L V6 3800cc 231 CID |
| | 1980-1981 | BUICK RIVIERA | 3.8L V6 3800cc 231 CID |
| | 1980-1981 | CADILLAC ELDORADO | 5.7L V8 350 CID |
| | 1980-1981 | CADILLAC ELDORADO | 6.0L V8 368 CID |
| | 1980-1981 | CADILLAC SEVILLE | 5.7L V8 350 CID |
| | 1980-1981 | CADILLAC SEVILLE | 6.0L V8 368 CID |
| | 1980-1981 | CHEVROLET CAMARO | 3.8L V6 3800cc 231 CID |
| | 1980-1981 | CHEVROLET CAPRICE | 3.8L V6 229 CID |
| | 1980-1981 | CHEVROLET CAPRICE | 4.4L V8 267 CID |
| | 1980-1981 | CHEVROLET EL CAMINO | 4.4L V8 267 CID |
| | 1980-1981 | CHEVROLET IMPALA | 3.8L V6 229 CID |
| | 1980-1981 | CHEVROLET IMPALA | 4.4L V8 267 CID |
| | 1980-1981 | CHEVROLET MALIBU | 3.8L V6 229 CID |
| | 1980-1981 | CHEVROLET MALIBU | 3.8L V6 3800cc 231 CID |
| | 1980-1981 | CHEVROLET MONTE CARLO | 3.8L V6 229 CID |
| | 1980-1981 | CHEVROLET MONTE CARLO | 3.8L V6 3800cc 231 CID |
| | 1980-1981 | CHRYSLER LEBARON | 3.7L L6 3687cc 225 CID |
| | 1980-1981 | CHRYSLER NEWPORT | 3.7L L6 3687cc 225 CID |
| | 1980-1981 | CHRYSLER TOWN & COUNTRY | 3.7L L6 3687cc 225 CID |
| | 1980-1981 | DODGE D150 | 3.7L L6 3687cc 225 CID |
| | 1980-1981 | DODGE D400 | 5.9L V8 360 CID |
| | 1980-1981 | DODGE D450 | 5.9L V8 360 CID |
| | 1980-1981 | DODGE DIPLOMAT | 3.7L L6 3687cc 225 CID |
| | 1980-1981 | DODGE ST. REGIS | 3.7L L6 3687cc 225 CID |
| | 1980-1981 | DODGE W150 | 3.7L L6 3687cc 225 CID |
| | 1980-1981 | GMC C2500 | 4.8L L6 292 CID |
| | 1980-1981 | GMC C2500 SUBURBAN | 4.8L L6 292 CID |
| | 1980-1981 | GMC C3500 | 4.8L L6 292 CID |
| | 1980-1981 | GMC K2500 | 4.8L L6 292 CID |
| | 1980-1981 | GMC K2500 SUBURBAN | 4.8L L6 292 CID |
| | 1980-1981 | GMC K3500 | 4.8L L6 292 CID |
| | 1980-1981 | OLDSMOBILE CUTLASS | 3.8L V6 3800cc 231 CID |
| | 1980-1981 | OLDSMOBILE CUTLASS CRUISER | 3.8L V6 3800cc 231 CID |
| | 1980-1981 | OLDSMOBILE DELTA 88 | 3.8L V6 3800cc 231 CID |
| | 1980-1981 | PLYMOUTH TRAILDUSTER | 5.9L V8 360 CID |
| | 1980-1981 | PONTIAC BONNEVILLE | 3.8L V6 3800cc 231 CID |
| | 1980-1981 | PONTIAC CATALINA | 3.8L V6 3800cc 231 CID |
| | 1980-1981 | PONTIAC FIREBIRD | 3.8L V6 3800cc 231 CID |
| | 1980-1981 | PONTIAC FIREBIRD | 4.9L V8 301 CID |
| | 1980-1981 | PONTIAC GRAND LEMANS | 3.8L V6 3800cc 231 CID |
| | 1980-1981 | PONTIAC GRAND PRIX | 3.8L V6 3800cc 231 CID |
| | 1980-1981 | PONTIAC LEMANS | 3.8L V6 3800cc 231 CID |
| | 1980-1982 | CHEVROLET K5 BLAZER | 4.1L L6 250 CID |
| | 1980-1982 | CHRYSLER CORDOBA | 3.7L L6 3687cc 225 CID |
| | 1980-1982 | CHRYSLER NEW YORKER | 5.2L V8 318 CID |
| | 1980-1982 | GMC C1500 | 4.1L L6 250 CID |
| | 1980-1982 | GMC C2500 | 4.1L L6 250 CID |
| | 1980-1982 | GMC JIMMY | 4.1L L6 250 CID |
| | 1980-1982 | GMC K1500 | 4.1L L6 250 CID |
| | 1980-1982 | OLDSMOBILE CUTLASS CRUISER | 3.8L V6 3800cc 231 CID |
| | 1980-1983 | CHRYSLER CORDOBA | 3.7L L6 3687cc 225 CID |
| | 1980-1983 | CHRYSLER CORDOBA | 5.2L V8 318 CID |
| | 1980-1983 | DODGE DIPLOMAT | 3.7L L6 3687cc 225 CID |
| | 1980-1983 | DODGE DIPLOMAT | 5.2L V8 318 CID |
| | 1980-1983 | DODGE MIRADA | 3.7L L6 3687cc 225 CID |
| | 1980-1983 | PLYMOUTH GRAN FURY | 5.2L V8 318 CID |
| | 1980-1984 | CADILLAC DEVILLE | 5.7L V8 350 CID |

FAN CLUTCHES

| USMW | Years | Application | Engine |
|--------------|-----------|----------------------------|------------------------|
| 22043 | 1980-1984 | GMC C1500 | 4.1L L6 250 CID |
| | 1980-1984 | GMC C2500 | 4.1L L6 250 CID |
| | 1980-1984 | GMC K1500 | 4.1L L6 250 CID |
| | 1980-1984 | OLDSMOBILE CUTLASS CALAIS | 3.8L V6 3800cc 231 CID |
| | 1980-1984 | OLDSMOBILE CUTLASS SUPREME | 3.8L V6 3800cc 231 CID |
| | 1980-1988 | PLYMOUTH GRAN FURY | 5.2L V8 318 CID |
| | 1980-1989 | DODGE D150 | 5.2L V8 5211cc 318 CID |
| | 1980-1989 | DODGE D150 | 5.9L V8 360 CID |
| | 1980-1989 | DODGE DIPLOMAT | 5.2L V8 318 CID |
| | 1980-1989 | DODGE RAMCHARGER | 5.2L V8 5211cc 318 CID |
| | 1980-1989 | DODGE RAMCHARGER | 5.9L V8 360 CID |
| | 1980-1989 | DODGE W150 | 5.2L V8 5211cc 318 CID |
| | 1980-1989 | DODGE W150 | 5.9L V8 360 CID |
| | 1980-1989 | PLYMOUTH GRAN FURY | 5.2L V8 318 CID |
| | 1981-1982 | CHEVROLET K5 BLAZER | 4.1L L6 250 CID |
| | 1981-1982 | DODGE RAMCHARGER | 5.2L V8 5211cc 318 CID |
| | 1981-1982 | PLYMOUTH PB350 | 5.2L V8 5211cc 318 CID |
| | 1981-1983 | DODGE D350 | 5.2L V8 5211cc 318 CID |
| | 1981-1983 | DODGE DIPLOMAT | 3.7L L6 3687cc 225 CID |
| | 1981-1983 | PLYMOUTH GRAN FURY | 3.7L L6 3687cc 225 CID |
| | 1981-1983 | PLYMOUTH PB250 | 3.7L L6 3687cc 225 CID |
| | 1981-1983 | PLYMOUTH PB250 | 5.2L V8 5211cc 318 CID |
| | 1981-1984 | CHEVROLET C10 | 4.1L L6 250 CID |
| | 1981-1984 | CHEVROLET C20 | 4.1L L6 250 CID |
| | 1981-1984 | CHEVROLET K10 | 4.1L L6 250 CID |
| | 1981-1989 | DODGE B150 | 5.2L V8 5211cc 318 CID |
| | 1981-1989 | DODGE B250 | 5.2L V8 5211cc 318 CID |
| | 1981-1989 | DODGE B250 | 5.9L V8 360 CID |
| | 1981-1989 | DODGE B350 | 5.2L V8 5211cc 318 CID |
| | 1981-1989 | DODGE B350 | 5.9L V8 360 CID |
| | 1981-1989 | DODGE D250 | 5.2L V8 5211cc 318 CID |
| | 1981-1989 | DODGE D250 | 5.9L V8 360 CID |
| | 1981-1989 | DODGE D350 | 5.9L V8 360 CID |
| | 1981-1989 | DODGE D350 | 5.9L V8 360 CID |
| | 1981-1989 | DODGE RAMCHARGER | 5.9L V8 360 CID |
| | 1981-1989 | DODGE W250 | 5.2L V8 5211cc 318 CID |
| | 1981-1989 | DODGE W250 | 5.9L V8 360 CID |
| | 1981-1989 | DODGE W350 | 5.9L V8 360 CID |
| | 1982-1967 | DODGE D350 | 5.9L V8 5900cc 360 CID |
| | 1982-1983 | CHEVROLET C20 | 4.8L L6 292 CID |
| | 1982-1983 | CHEVROLET C30 | 4.8L L6 292 CID |
| | 1982-1983 | CHEVROLET K10 | 4.1L L6 250 CID |
| | 1982-1983 | CHEVROLET K20 | 4.8L L6 292 CID |
| | 1982-1983 | CHEVROLET K30 | 4.8L L6 292 CID |
| | 1982-1983 | CHEVROLET MALIBU | 3.8L V6 3800cc 231 CID |
| | 1982-1983 | CHRYSLER CORDOBA | 5.2L V8 318 CID |
| | 1982-1983 | DODGE B150 | 3.7L L6 3687cc 225 CID |
| | 1982-1983 | DODGE B150 | 5.2L V8 5211cc 318 CID |
| | 1982-1983 | DODGE B250 | 3.7L L6 3687cc 225 CID |
| | 1982-1983 | DODGE B250 | 5.2L V8 5211cc 318 CID |
| | 1982-1983 | DODGE B350 | 5.2L V8 5211cc 318 CID |
| | 1982-1983 | DODGE B350 | 5.9L V8 360 CID |
| | 1982-1983 | DODGE D150 | 3.7L L6 3687cc 225 CID |
| | 1982-1983 | DODGE D150 | 5.2L V8 5211cc 318 CID |
| | 1982-1983 | DODGE D250 | 3.7L L6 3687cc 225 CID |
| | 1982-1983 | DODGE D250 | 5.2L V8 5211cc 318 CID |
| | 1982-1983 | DODGE D350 | 5.2L V8 5211cc 318 CID |
| | 1982-1983 | DODGE D350 | 5.9L V8 360 CID |
| | 1982-1983 | DODGE MIRADA | 5.2L V8 318 CID |
| | 1982-1983 | DODGE RAMCHARGER | 5.2L V8 5211cc 318 CID |
| | 1982-1983 | DODGE W150 | 3.7L L6 3687cc 225 CID |
| | 1982-1983 | DODGE W150 | 5.2L V8 5211cc 318 CID |
| | 1982-1983 | DODGE W250 | 5.2L V8 5211cc 318 CID |
| | 1982-1983 | DODGE W350 | 5.2L V8 5211cc 318 CID |
| | 1982-1983 | DODGE W350 | 5.9L V8 360 CID |
| | 1982-1983 | GMC C2500 | 4.8L L6 292 CID |
| | 1982-1983 | GMC C3500 | 4.8L L6 292 CID |
| | 1982-1983 | GMC K2500 | 4.8L L6 292 CID |
| | 1982-1983 | GMC K3500 | 4.8L L6 292 CID |
| | 1982-1983 | PLYMOUTH GRAN FURY | 5.2L V8 318 CID |

| USMW | Years | Application | Engine |
|------|-----------|-----------------------|------------------------|
| | 1982-1983 | PLYMOUTH PB150 | 3.7L L6 3687cc 225 CID |
| | 1982-1983 | PLYMOUTH PB350 | 5.9L V8 360 CID |
| | 1982-1984 | CHEVROLET C10 | 4.1L L6 250 CID |
| | 1982-1984 | CHEVROLET C20 | 4.1L L6 250 CID |
| | 1982-1984 | CHEVROLET CAPRICE | 3.8L V6 3800cc 231 CID |
| | 1982-1984 | CHEVROLET K10 | 4.1L L6 250 CID |
| | 1982-1985 | CADILLAC FLEETWOOD | 5.7L V8 350 CID |
| | 1982-1985 | DODGE B150 | 5.2L V8 5211cc 318 CID |
| | 1982-1985 | DODGE B250 | 5.2L V8 5211cc 318 CID |
| | 1982-1985 | DODGE B350 | 5.2L V8 5211cc 318 CID |
| | 1982-1985 | DODGE B350 | 5.9L V8 360 CID |
| | 1982-1985 | DODGE D150 | 5.2L V8 5211cc 318 CID |
| | 1982-1985 | DODGE D150 | 5.9L V8 360 CID |
| | 1982-1985 | DODGE D250 | 5.2L V8 5211cc 318 CID |
| | 1982-1985 | DODGE D250 | 5.9L V8 360 CID |
| | 1982-1985 | DODGE D350 | 5.9L V8 360 CID |
| | 1982-1985 | DODGE RAMCHARGER | 5.2L V8 5211cc 318 CID |
| | 1982-1985 | DODGE W150 | 5.2L V8 5211cc 318 CID |
| | 1982-1985 | DODGE W250 | 5.2L V8 5211cc 318 CID |
| | 1982-1985 | DODGE W250 | 5.9L V8 360 CID |
| | 1982-1985 | DODGE W350 | 5.9L V8 360 CID |
| | 1983-1984 | CHEVROLET P20 | 4.8L L6 292 CID |
| | 1983-1984 | CHEVROLET P30 | 4.8L L6 292 CID |
| | 1983-1984 | GMC P2500 | 4.8L L6 292 CID |
| | 1983-1984 | GMC P3500 | 4.8L L6 292 CID |
| | 1983-1989 | DODGE RAMCHARGER | 5.2L V8 5211cc 318 CID |
| | 1984-1985 | DODGE B150 | 5.2L V8 5211cc 318 CID |
| | 1984-1985 | DODGE B250 | 5.2L V8 5211cc 318 CID |
| | 1984-1985 | DODGE B250 | 5.9L V8 360 CID |
| | 1984-1985 | DODGE B250 | 5.2L V8 5211cc 318 CID |
| | 1984-1985 | DODGE B350 | 5.9L V8 360 CID |
| | 1984-1985 | DODGE B350 | 5.2L V8 5211cc 318 CID |
| | 1984-1985 | DODGE D150 | 5.2L V8 5211cc 318 CID |
| | 1984-1985 | DODGE D150 | 5.9L V8 360 CID |
| | 1984-1985 | DODGE D250 | 5.2L V8 5211cc 318 CID |
| | 1984-1985 | DODGE D250 | 5.9L V8 360 CID |
| | 1984-1985 | DODGE D350 | 5.9L V8 360 CID |
| | 1984-1985 | DODGE RAMCHARGER | 5.2L V8 5211cc 318 CID |
| | 1984-1985 | DODGE RAMCHARGER | 5.9L V8 360 CID |
| | 1984-1985 | DODGE W150 | 5.2L V8 5211cc 318 CID |
| | 1984-1985 | DODGE W150 | 5.9L V8 360 CID |
| | 1984-1985 | DODGE W250 | 5.2L V8 5211cc 318 CID |
| | 1984-1985 | DODGE W250 | 5.9L V8 360 CID |
| | 1984-1985 | DODGE W350 | 5.9L V8 360 CID |
| | 1984-1987 | DODGE B150 | 3.7L L6 3687cc 225 CID |
| | 1984-1987 | DODGE B250 | 3.7L L6 3687cc 225 CID |
| | 1984-1987 | DODGE D150 | 3.7L L6 3687cc 225 CID |
| | 1984-1987 | DODGE D250 | 3.7L L6 3687cc 225 CID |
| | 1984-1987 | DODGE W150 | 3.7L L6 3687cc 225 CID |
| | 1984-1989 | CHRYSLER FIFTH AVENUE | 5.2L V8 318 CID |
| | 1984-1989 | DODGE DIPLOMAT | 5.2L V8 318 CID |
| | 1985-1967 | CADILLAC 75 LIMOUSINE | 4.1L V8 4133cc 252 CID |
| | 1985-1987 | DODGE D100 | 3.7L L6 3687cc 225 CID |
| | 1986-1967 | CADILLAC DEVILLE | 4.1L V8 4133cc 252 CID |
| | 1986-1987 | DODGE W100 | 3.7L L6 3687cc 225 CID |
| | 1986-1988 | DODGE D100 | 5.9L V8 360 CID |
| | 1986-1988 | DODGE W100 | 5.9L V8 360 CID |
| | 1986-1989 | DODGE B150 | 5.2L V8 5211cc 318 CID |
| | 1986-1989 | DODGE B250 | 5.2L V8 5211cc 318 CID |
| | 1986-1989 | DODGE B250 | 5.9L V8 360 CID |
| | 1986-1989 | DODGE B350 | 5.2L V8 5211cc 318 CID |
| | 1986-1989 | DODGE B350 | 5.9L V8 360 CID |
| | 1986-1989 | DODGE D100 | 5.2L V8 5211cc 318 CID |
| | 1986-1989 | DODGE D150 | 5.2L V8 5211cc 318 CID |
| | 1986-1989 | DODGE D150 | 5.9L V8 360 CID |
| | 1986-1989 | DODGE D250 | 5.2L V8 5211cc 318 CID |
| | 1986-1989 | DODGE D250 | 5.9L V8 360 CID |
| | 1986-1989 | DODGE D350 | 5.9L V8 360 CID |
| | 1986-1989 | DODGE RAMCHARGER | 5.2L V8 5211cc 318 CID |
| | 1986-1989 | DODGE RAMCHARGER | 5.9L V8 360 CID |

| USMW | Years | Application | Engine |
|--------------|-----------|---------------------------------|------------------------|
| | 1986-1989 | DODGE W100 | 5.2L V8 5211cc 318 CID |
| | 1986-1989 | DODGE W150 | 5.2L V8 5211cc 318 CID |
| | 1986-1989 | DODGE W150 | 5.9L V8 360 CID |
| | 1986-1989 | DODGE W250 | 5.2L V8 5211cc 318 CID |
| | 1986-1989 | DODGE W250 | 5.9L V8 360 CID |
| | 1986-1989 | DODGE W350 | 5.9L V8 360 CID |
| | 1988-1989 | DODGE D100 | 3.9L V6 3906cc 239 CID |
| | 1988-1989 | DODGE D150 | 3.9L V6 3906cc 239 CID |
| | 1988-1989 | DODGE D150 | 5.9L V8 360 CID |
| | 1988-1989 | DODGE D250 | 3.9L V6 3906cc 239 CID |
| | 1988-1989 | DODGE D250 | 5.9L V8 360 CID |
| | 1988-1989 | DODGE D350 | 5.9L V8 360 CID |
| | 1988-1989 | DODGE RAMCHARGER | 5.9L V8 360 CID |
| | 1988-1989 | DODGE W150 | 5.9L V8 360 CID |
| | 1988-1989 | DODGE W250 | 5.9L V8 360 CID |
| | 1988-1989 | DODGE W350 | 5.9L V8 360 CID |
| | 1988-1990 | CADILLAC BROUGHAM | 5.0L V8 307 CID |
| | 1988-1991 | DODGE B150 | 3.9L V6 3906cc 239 CID |
| | 1988-1991 | DODGE B250 | 3.9L V6 3906cc 239 CID |
| | 1989-1990 | BUICK ELECTRA PARK AVENUE ULTRA | 3.8L V6 3786cc 231 CID |
| | 1990-1967 | DODGE DAKOTA SHELBY | 5.2L V8 5212cc 318 CID |
| | 1990-1991 | DODGE B150 | 5.2L V8 5211cc 318 CID |
| | 1990-1991 | DODGE B250 | 5.2L V8 5211cc 318 CID |
| | 1990-1991 | DODGE B350 | 5.2L V8 5211cc 318 CID |
| | 1990-1991 | DODGE D150 | 3.9L V6 3906cc 239 CID |
| | 1990-1991 | DODGE D150 | 5.2L V8 5211cc 318 CID |
| | 1990-1991 | DODGE D150 | 5.9L V8 360 CID |
| | 1990-1991 | DODGE D250 | 3.9L V6 3906cc 239 CID |
| | 1990-1991 | DODGE D250 | 5.2L V8 5211cc 318 CID |
| | 1990-1991 | DODGE D250 | 5.9L V8 360 CID |
| | 1990-1991 | DODGE D350 | 5.9L V8 360 CID |
| | 1990-1991 | DODGE RAMCHARGER | 5.2L V8 5211cc 318 CID |
| | 1990-1991 | DODGE RAMCHARGER | 5.9L V8 360 CID |
| | 1990-1991 | DODGE W150 | 3.9L V6 3906cc 239 CID |
| | 1990-1991 | DODGE W150 | 5.2L V8 5211cc 318 CID |
| | 1990-1991 | DODGE W150 | 5.9L V8 360 CID |
| | 1990-1991 | DODGE W250 | 5.2L V8 5211cc 318 CID |
| | 1990-1991 | DODGE W250 | 5.9L V8 360 CID |
| | 1990-1991 | DODGE W350 | 5.9L V8 360 CID |
| | 1990-1992 | DODGE B250 | 5.9L V8 360 CID |
| | 1990-1992 | DODGE B350 | 5.9L V8 360 CID |
| 22044 | 1986-1987 | FORD AEROSTAR | 2.3L L4 140 CID |
| 22045 | 1957 | CHEVROLET BEL AIR | 4.6L V8 283 CID |
| | 1959 | CHEVROLET BEL AIR | 5.3L V8 5272cc 322 CID |
| | 1960 | CHEVROLET BISCAYNE | 4.6L V8 283 CID |
| | 1960 | CHEVROLET BISCAYNE | 5.7L V8 348 CID |
| | 1960 | PLYMOUTH FURY | 5.2L V8 5212cc 318 CID |
| | 1961 | PONTIAC TEMPEST | 6.4L V8 6376cc 389 CID |
| | 1961 | PONTIAC VENTURA | 6.9L V8 6900cc 421 CID |
| | 1963 | CHEVROLET BEL AIR | 7.0L V8 6997cc 427 CID |
| | 1963 | CHEVROLET BISCAYNE | 7.0L V8 6997cc 427 CID |
| | 1964 | BUICK LESABRE | 7.0L V8 6966cc 425 CID |
| | 1964 | CADILLAC ELDORADO | 7.0L V8 429 CID |
| | 1965 | OLDSMOBILE JETSTAR I | 7.0L V8 6966cc 425 CID |
| | 1967 | CHEVROLET C3605 (MEX) | 4.7L V8 4738cc 283 CID |
| | 1967 | CHEVROLET C3605 (MEX) | 4.8L L6 4800cc 292 CID |
| | 1967 | OLDSMOBILE DELMONT 88 | 7.0L V8 6966cc 425 CID |
| | 1967 | OLDSMOBILE DELTA 88 | 7.0L V8 425 CID |
| | 1968 | GMC C15/C1500 PICKUP | 5.7L V6 5753cc 351 CID |
| | 1968 | GMC C15/C1500 SUBURBAN | 5.7L V6 5753cc 351 CID |
| | 1968 | GMC C25/C2500 PICKUP | 5.7L V6 5753cc 351 CID |
| | 1968 | GMC C25/C2500 SUBURBAN | 5.7L V6 5753cc 351 CID |
| | 1968 | GMC C35/C3500 PICKUP | 5.7L V6 5753cc 351 CID |
| | 1968 | GMC K15/K1500 PICKUP | 5.7L V6 5753cc 351 CID |
| | 1968 | GMC K15/K1500 SUBURBAN | 5.7L V6 5753cc 351 CID |
| | 1968 | GMC K15/K1500 SUBURBAN | 6.5L V8 396 CID |
| | 1968 | GMC K25/K2500 PICKUP | 5.7L V6 5753cc 351 CID |
| | 1968 | GMC K25/K2500 SUBURBAN | 5.7L V6 5753cc 351 CID |
| | 1968 | GMC K25/K2500 SUBURBAN | 6.5L V8 396 CID |

| USMW | Years | Application | Engine |
|------|-------|------------------------|------------------------|
| | 1968 | OLDSMOBILE CUTLASS | 6.6L V8 400 CID |
| | 1968 | OLDSMOBILE CUTLASS | 6.6L V8 6555cc 400 CID |
| | 1968 | OLDSMOBILE DELMONT 88 | 7.5L V8 455 CID |
| | 1968 | OLDSMOBILE DELMONT 88 | 7.5L V8 7456cc 455 CID |
| | 1969 | CHEVROLET BEL AIR | 5.7L V8 350 CID |
| | 1969 | CHEVROLET BEL AIR | 5.7L V8 5736cc 350 CID |
| | 1969 | CHEVROLET CAPRICE | 6.5L V8 396 CID |
| | 1969 | CHEVROLET CAPRICE | 6.5L V8 6489cc 396 CID |
| | 1969 | CHEVROLET IMPALA | 6.5L V8 396 CID |
| | 1969 | CHEVROLET IMPALA | 6.5L V8 6489cc 396 CID |
| | 1969 | CHEVROLET IMPALA | 7.0L V8 427 CID |
| | 1969 | CHEVROLET IMPALA | 7.0L V8 6998cc 427 CID |
| | 1969 | GMC C25/C2500 SUBURBAN | 5.0L V6 305 CID |
| | 1969 | GMC K15/K1500 SUBURBAN | 5.0L V6 305 CID |
| | 1969 | GMC K25/K2500 SUBURBAN | 5.0L V6 305 CID |
| | 1970 | BUICK WILDCAT | 7.5L V8 455 CID |
| | 1970 | BUICK WILDCAT | 7.5L V8 7456cc 455 CID |
| | 1970 | GMC K35/K3500 PICKUP | 5.0L V8 307 CID |
| | 1970 | GMC K35/K3500 PICKUP | 5.0L V8 5031cc 307 CID |
| | 1970 | GMC K35/K3500 PICKUP | 6.6L V8 402 CID |
| | 1970 | GMC K35/K3500 PICKUP | 6.6L V8 6588cc 402 CID |
| | 1970 | PONTIAC EXECUTIVE | 7.5L V8 7456cc 455 CID |
| | 1970 | PONTIAC GTO | 6.6L V8 400 CID |
| | 1971 | CHEVROLET BEL AIR | 6.6L V8 402 CID |
| | 1971 | PLYMOUTH FURY | 5.2L V8 5212cc 318 CID |
| | 1971 | PONTIAC FIREBIRD | 7.5L V8 455 CID |
| | 1972 | GMC SPRINT | 6.6L V8 6555cc 400 CID |
| | 1972 | GMC SPRINT | 6.6L V8 6588cc 402 CID |
| | 1972 | PLYMOUTH GRAN FURY | 5.9L V8 5900cc 360 CID |
| | 1973 | BUICK CENTURION | 5.7L V8 350 CID |
| | 1973 | BUICK CENTURION | 5.7L V8 5736cc 350 CID |
| | 1973 | CHEVROLET BLAZER | 7.4L V8 454 CID |
| | 1973 | CHEVROLET BLAZER | 7.4L V8 7441cc 454 CID |
| | 1973 | CHEVROLET G10 VAN | 5.0L V8 307 CID |
| | 1973 | CHEVROLET G20 VAN | 5.0L V8 5031cc 307 CID |
| | 1973 | CHEVROLET K20 SUBURBAN | 7.4L V8 454 CID |
| | 1973 | CHEVROLET K20 SUBURBAN | 7.4L V8 7441cc 454 CID |
| | 1973 | CHEVROLET LAGUNA | 6.6L V8 6555cc 400 CID |
| | 1973 | CHEVROLET LAGUNA | 7.4L V8 454 CID |
| | 1973 | CHEVROLET LAGUNA | 7.4L V8 7439cc 454 CID |
| | 1973 | CHEVROLET LAGUNA | 7.4L V8 7441cc 454 CID |
| | 1973 | CHEVROLET P10 VAN | 5.7L V8 350 CID |
| | 1973 | CHEVROLET P10 VAN | 7.4L V8 454 CID |
| | 1973 | CHEVROLET P10 VAN | 7.4L V8 7441cc 454 CID |
| | 1973 | GMC JIMMY | 7.4L V8 7441cc 454 CID |
| | 1973 | OLDSMOBILE OMEGA | 5.7L V8 5737cc 350 CID |
| | 1973 | PONTIAC GRAND AM | 5.7L V8 5737cc 350 CID |
| | 1973 | PONTIAC GRAND PRX | 7.5L V8 7457cc 455 CID |
| | 1974 | CHEVROLET C10 SUBURBAN | 5.7L V8 5737cc 350 CID |
| | 1974 | CHEVROLET C20 PICKUP | 5.7L V8 5737cc 350 CID |
| | 1974 | CHEVROLET C20 SUBURBAN | 5.7L V8 5737cc 350 CID |
| | 1974 | CHEVROLET C30 PICKUP | 5.7L V8 5737cc 350 CID |
| | 1974 | CHEVROLET G30 VAN | 7.4L V8 454 CID |
| | 1974 | CHEVROLET G30 VAN | 7.4L V8 7441cc 454 CID |
| | 1974 | CHEVROLET K10 PICKUP | 5.7L V8 5737cc 350 CID |
| | 1974 | CHEVROLET K10 PICKUP | 7.4L V8 454 CID |
| | 1974 | CHEVROLET K10 PICKUP | 7.4L V8 7441cc 454 CID |
| | 1974 | CHEVROLET K10 SUBURBAN | 5.7L V8 5737cc 350 CID |
| | 1974 | CHEVROLET K20 PICKUP | 5.7L V8 5737cc 350 CID |
| | 1974 | CHEVROLET K20 SUBURBAN | 5.7L V8 5737cc 350 CID |
| | 1974 | CHEVROLET LAGUNA | 6.6L V8 6556cc 400 CID |
| | 1974 | CHEVROLET LAGUNA | 7.4L V8 454 CID |
| | 1974 | CHEVROLET LAGUNA | 7.4L V8 7441cc 454 CID |
| | 1974 | CHEVROLET P20 VAN | 5.7L V8 5737cc 350 CID |
| | 1974 | CHEVROLET P30 VAN | 5.7L V8 5737cc 350 CID |
| | 1974 | DODGE RAMCHARGER | 7.2L V8 7211cc 440 CID |
| | 1974 | DODGE RAMCHARGER | 7.2L V8 7212cc 440 CID |
| | 1974 | GMC C15/C1500 SUBURBAN | 5.7L V8 5737cc 350 CID |
| | 1974 | GMC C25/C2500 PICKUP | 5.7L V8 5737cc 350 CID |

FAN CLUTCHES

| USMW | Years | Application | Engine |
|-------|-------|---------------------------|------------------------|
| 22045 | 1974 | GMC C25/C2500 SUBURBAN | 7.4L V8 454 CID |
| | 1974 | GMC C25/C2500 SUBURBAN | 7.4L V8 7441cc 454 CID |
| | 1974 | GMC C35/C3500 PICKUP | 5.7L V8 5737cc 350 CID |
| | 1974 | GMC G25/G2500 VAN | 5.7L V8 350 CID |
| | 1974 | GMC G25/G2500 VAN | 5.7L V8 5737cc 350 CID |
| | 1974 | GMC JIMMY | 5.7L V8 5737cc 350 CID |
| | 1974 | GMC K15/K1500 PICKUP | 5.7L V8 5737cc 350 CID |
| | 1974 | GMC K15/K1500 SUBURBAN | 5.7L V8 5737cc 350 CID |
| | 1974 | GMC K15/K1500 SUBURBAN | 7.4L V8 454 CID |
| | 1974 | GMC K25/K2500 PICKUP | 5.7L V8 5737cc 350 CID |
| | 1974 | GMC K25/K2500 SUBURBAN | 5.7L V8 5737cc 350 CID |
| | 1974 | GMC K25/K2500 SUBURBAN | 7.4L V8 454 CID |
| | 1974 | GMC K35/K3500 PICKUP | 5.7L V8 5737cc 350 CID |
| | 1974 | GMC K35/K3500 PICKUP | 7.4L V8 454 CID |
| | 1974 | GMC K35/K3500 PICKUP | 7.4L V8 7439cc 454 CID |
| | 1974 | GMC K35/K3500 PICKUP | 7.4L V8 7441cc 454 CID |
| | 1974 | GMC SPRINT | 6.6L V8 400 CID |
| | 1974 | GMC SPRINT | 6.6L V8 402 CID |
| | 1974 | GMC SPRINT | 6.6L V8 6555cc 400 CID |
| | 1974 | GMC SPRINT | 6.6L V8 6556cc 400 CID |
| | 1974 | PLYMOUTH TRAILDUSTER | 7.2L V8 440 CID |
| | 1974 | PLYMOUTH TRAILDUSTER | 7.2L V8 7211cc 440 CID |
| | 1974 | PLYMOUTH TRAILDUSTER | 7.2L V8 7212cc 440 CID |
| | 1974 | PONTIAC GRAND AM | 6.6L V8 6556cc 400 CID |
| | 1974 | PONTIAC GRAND AM | 7.5L V8 7457cc 455 CID |
| | 1975 | BUICK APOLLO | 4.3L V8 260 CID |
| | 1975 | BUICK LESABRE | 6.6L V8 400 CID |
| | 1975 | CHEVROLET LAGUNA | 7.4L V8 454 CID |
| | 1975 | GMC SPRINT | 6.6L V8 400 CID |
| | 1975 | GMC SPRINT | 6.6L V8 402 CID |
| | 1975 | GMC SPRINT | 7.4L V8 454 CID |
| | 1975 | OLDSMOBILE 98 | 6.6L V8 400 CID |
| | 1975 | OLDSMOBILE CUSTOM CRUISER | 6.6L V8 400 CID |
| | 1975 | OLDSMOBILE DELTA 88 | 6.6L V8 400 CID |
| | 1975 | OLDSMOBILE OMEGA | 5.7L V8 350 CID |
| | 1975 | PONTIAC GRAND AM | 5.7L V8 350 CID |
| | 1975 | PONTIAC GRAND AM | 6.6L V8 400 CID |
| | 1975 | PONTIAC GRANDVILLE | 7.5L V8 455 CID |
| | 1975 | PONTIAC VENTURA | 4.3L V8 260 CID |
| | 1976 | CADILLAC FLEETWOOD | 8.2L V8 500 CID |
| | 1976 | GMC G35 | 7.4L V8 454 CID |
| | 1976 | PONTIAC LAURENTIAN | 7.5L V8 455 CID |
| | 1976 | PONTIAC PARISIENNE | 7.5L V8 455 CID |
| | 1977 | CHEVROLET K30 | 7.4L V8 454 CID |
| | 1977 | CHEVROLET P10 | 6.6L V8 400 CID |
| | 1977 | OLDSMOBILE CUTLASS | 6.6L V8 403 CID |
| | 1977 | OLDSMOBILE OMEGA | 5.7L V8 350 CID |
| | 1977 | PONTIAC GRAND LEMANS | 6.6L V8 403 CID |
| | 1977 | PONTIAC GRAND PRIX | 6.6L V8 403 CID |
| | 1977 | PONTIAC LEMANS | 6.6L V8 403 CID |
| | 1977 | PONTIAC VENTURA | 4.9L V8 301 CID |
| | 1977 | PONTIAC VENTURA | 5.0L V8 305 CID |
| | 1978 | FORD F-150 | 5.0L V8 302 CID |
| | 1979 | FORD F100 | 5.8L V8 5752cc 351 CID |
| | 1979 | GMC C1500 | 5.0L V8 305 CID |
| | 1979 | GMC C1500 | 5.7L V8 350 CID |
| | 1979 | GMC C1500 | 6.6L V8 400 CID |
| | 1979 | GMC C1500 | 7.4L V8 454 CID |
| | 1979 | GMC C1500 SUBURBAN | 5.0L V8 305 CID |
| | 1979 | GMC C1500 SUBURBAN | 5.7L V8 350 CID |
| | 1979 | GMC C1500 SUBURBAN | 7.4L V8 454 CID |
| | 1979 | GMC C2500 | 4.1L L6 250 CID |
| | 1979 | GMC C2500 | 4.8L L6 292 CID |
| | 1979 | GMC C2500 | 5.0L V8 305 CID |
| | 1979 | GMC C2500 | 5.7L V8 350 CID |
| | 1979 | GMC C2500 | 6.6L V8 400 CID |
| | 1979 | GMC C2500 | 7.4L V8 454 CID |
| | 1979 | GMC C2500 SUBURBAN | 4.8L L6 292 CID |
| | 1979 | GMC C2500 SUBURBAN | 5.7L V8 350 CID |

| USMW | Years | Application | Engine |
|------|-------|----------------------------|------------------------|
| | 1979 | GMC C2500 SUBURBAN | 7.4L V8 454 CID |
| | 1979 | GMC C3500 | 4.1L L6 250 CID |
| | 1979 | GMC C3500 | 4.8L L6 292 CID |
| | 1979 | GMC C3500 | 5.7L V8 350 CID |
| | 1979 | GMC C3500 | 6.6L V8 400 CID |
| | 1979 | GMC C3500 | 7.4L V8 454 CID |
| | 1979 | GMC G1500 | 5.0L V8 305 CID |
| | 1979 | GMC G1500 | 6.6L V8 400 CID |
| | 1979 | GMC G2500 | 5.7L V8 350 CID |
| | 1979 | GMC K1500 | 5.0L V8 305 CID |
| | 1979 | GMC K1500 | 5.7L V8 350 CID |
| | 1979 | GMC K1500 | 6.6L V8 400 CID |
| | 1979 | GMC K1500 | 7.4L V8 454 CID |
| | 1979 | GMC K1500 SUBURBAN | 5.0L V8 305 CID |
| | 1979 | GMC K1500 SUBURBAN | 5.7L V8 350 CID |
| | 1979 | GMC K1500 SUBURBAN | 6.6L V8 400 CID |
| | 1979 | GMC K2500 | 5.7L V8 350 CID |
| | 1979 | GMC K2500 | 6.6L V8 400 CID |
| | 1979 | GMC K2500 SUBURBAN | 5.7L V8 350 CID |
| | 1979 | GMC K2500 SUBURBAN | 6.6L V8 400 CID |
| | 1979 | GMC K3500 | 5.7L V8 350 CID |
| | 1979 | GMC K3500 | 6.6L V8 400 CID |
| | 1979 | GMC K3500 | 7.4L V8 454 CID |
| | 1979 | GMC P1500 | 7.4L V8 454 CID |
| | 1979 | GMC P2500 | 4.8L L6 292 CID |
| | 1979 | GMC P2500 | 5.7L V8 350 CID |
| | 1979 | GMC P3500 | 4.8L L6 292 CID |
| | 1979 | GMC P3500 | 5.7L V8 350 CID |
| | 1979 | GMC P3500 | 7.4L V8 454 CID |
| | 1979 | OLDSMOBILE CUTLASS | 5.0L V8 4998cc 305 CID |
| | 1979 | OLDSMOBILE CUTLASS CRUISER | 5.7L V8 5736cc 350 CID |
| | 1979 | OLDSMOBILE DELTA 88 | 4.9L V8 301 CID |
| | 1979 | OLDSMOBILE TORONADO | 5.7L V8 350 CID |
| | 1980 | BUICK CENTURY | 4.3L V8 265 CID |
| | 1980 | BUICK CENTURY | 5.0L V8 305 CID |
| | 1980 | BUICK ELECTRA | 5.7L V8 350 CID |
| | 1980 | BUICK ESTATE WAGON | 5.7L V8 350 CID |
| | 1980 | BUICK LESABRE | 5.7L V8 350 CID |
| | 1980 | BUICK REGAL | 4.3L V8 265 CID |
| | 1980 | BUICK REGAL | 5.0L V8 305 CID |
| | 1980 | BUICK RIVIERA | 5.0L V8 307 CID |
| | 1980 | CHEVROLET C10 | 5.0L V8 305 CID |
| | 1980 | CHEVROLET C10 | 5.7L V8 350 CID |
| | 1980 | CHEVROLET C10 | 6.6L V8 400 CID |
| | 1980 | CHEVROLET C10 | 7.4L V8 454 CID |
| | 1980 | CHEVROLET C10 SUBURBAN | 5.0L V8 305 CID |
| | 1980 | CHEVROLET C10 SUBURBAN | 7.4L V8 454 CID |
| | 1980 | CHEVROLET C20 | 5.0L V8 305 CID |
| | 1980 | CHEVROLET C20 | 5.7L V8 350 CID |
| | 1980 | CHEVROLET C20 | 6.6L V8 400 CID |
| | 1980 | CHEVROLET C20 SUBURBAN | 5.0L V8 305 CID |
| | 1980 | CHEVROLET C20 SUBURBAN | 5.7L V8 350 CID |
| | 1980 | CHEVROLET C20 SUBURBAN | 6.6L V8 400 CID |
| | 1980 | CHEVROLET C20 SUBURBAN | 7.4L V8 454 CID |
| | 1980 | CHEVROLET C30 | 5.7L V8 350 CID |
| | 1980 | CHEVROLET C30 | 7.4L V8 454 CID |
| | 1980 | CHEVROLET CAMARO | 3.8L V6 229 CID |
| | 1980 | CHEVROLET CAMARO | 5.7L V8 350 CID |
| | 1980 | CHEVROLET CAPRICE | 3.8L V6 229 CID |
| | 1980 | CHEVROLET CAPRICE | 4.4L V8 267 CID |
| | 1980 | CHEVROLET CAPRICE | 5.0L V8 305 CID |
| | 1980 | CHEVROLET CAPRICE | 5.7L V8 350 CID |
| | 1980 | CHEVROLET G10 | 5.7L V8 350 CID |
| | 1980 | CHEVROLET G20 | 5.0L V8 305 CID |
| | 1980 | CHEVROLET G20 | 5.7L V8 350 CID |
| | 1980 | CHEVROLET G20 | 6.6L V8 400 CID |
| | 1980 | CHEVROLET G30 | 5.7L V8 350 CID |
| | 1980 | CHEVROLET IMPALA | 3.8L V6 229 CID |
| | 1980 | CHEVROLET IMPALA | 4.4L V8 267 CID |

| USMW | Years | Application | Engine |
|-------|-------|---------------------------------|------------------------|
| 22045 | 1980 | CHEVROLET IMPALA | 5.0L V8 305 CID |
| | 1980 | CHEVROLET IMPALA | 5.7L V8 350 CID |
| | 1980 | CHEVROLET K10 | 5.7L V8 350 CID |
| | 1980 | CHEVROLET K10 | 6.6L V8 400 CID |
| | 1980 | CHEVROLET K10 | 7.4L V8 454 CID |
| | 1980 | CHEVROLET K10 SUBURBAN | 5.0L V8 305 CID |
| | 1980 | CHEVROLET K10 SUBURBAN | 5.7L V8 350 CID |
| | 1980 | CHEVROLET K20 | 5.0L V8 305 CID |
| | 1980 | CHEVROLET K20 | 5.7L V8 350 CID |
| | 1980 | CHEVROLET K20 | 6.6L V8 400 CID |
| | 1980 | CHEVROLET K20 | 7.4L V8 454 CID |
| | 1980 | CHEVROLET K20 SUBURBAN | 5.7L V8 350 CID |
| | 1980 | CHEVROLET K20 SUBURBAN | 6.6L V8 400 CID |
| | 1980 | CHEVROLET K30 | 5.7L V8 350 CID |
| | 1980 | CHEVROLET K30 | 6.6L V8 400 CID |
| | 1980 | CHEVROLET K30 | 7.4L V8 454 CID |
| | 1980 | CHEVROLET K5 BLAZER | 5.0L V8 305 CID |
| | 1980 | CHEVROLET K5 BLAZER | 5.7L V8 350 CID |
| | 1980 | CHEVROLET MALIBU | 4.4L V8 267 CID |
| | 1980 | CHEVROLET MALIBU | 5.0L V8 305 CID |
| | 1980 | CHEVROLET MALIBU | 5.7L V8 350 CID |
| | 1980 | CHEVROLET MONTE CARLO | 4.4L V8 267 CID |
| | 1980 | CHEVROLET MONTE CARLO | 5.0L V8 305 CID |
| | 1980 | CHEVROLET P10 | 4.8L L6 292 CID |
| | 1980 | CHRYSLER CORDOBA | 5.2L V8 318 CID |
| | 1980 | CHRYSLER LEBARON | 5.2L V8 318 CID |
| | 1980 | CHRYSLER NEW YORKER | 5.2L V8 318 CID |
| | 1980 | CHRYSLER NEW YORKER | 5.9L V8 360 CID |
| | 1980 | CHRYSLER NEWPORT | 5.2L V8 318 CID |
| | 1980 | CHRYSLER NEWPORT | 5.9L V8 360 CID |
| | 1980 | CHRYSLER TOWN & COUNTRY | 5.2L V8 318 CID |
| | 1980 | DODGE ASPEN | 5.2L V8 318 CID |
| | 1980 | DODGE ASPEN | 5.9L V8 360 CID |
| | 1980 | DODGE B100 | 5.2L V8 5211cc 318 CID |
| | 1980 | DODGE B200 | 5.2L V8 5211cc 318 CID |
| | 1980 | DODGE B200 | 5.9L V8 360 CID |
| | 1980 | DODGE B300 | 5.2L V8 5211cc 318 CID |
| | 1980 | DODGE B300 | 5.9L V8 360 CID |
| | 1980 | DODGE CB300 | 5.2L V8 5211cc 318 CID |
| | 1980 | DODGE CB300 | 5.9L V8 360 CID |
| | 1980 | DODGE D200 | 5.2L V8 5211cc 318 CID |
| | 1980 | DODGE D200 | 5.9L V8 360 CID |
| | 1980 | DODGE D300 | 5.2L V8 5211cc 318 CID |
| | 1980 | DODGE D300 | 5.9L V8 360 CID |
| | 1980 | DODGE DIPLOMAT | 5.2L V8 318 CID |
| | 1980 | DODGE MIRADA | 5.9L V8 360 CID |
| | 1980 | DODGE RAMCHARGER | 5.2L V8 5211cc 318 CID |
| | 1980 | DODGE RAMCHARGER | 5.9L V8 360 CID |
| | 1980 | DODGE RD200 | 5.2L V8 5211cc 318 CID |
| | 1980 | DODGE RD200 | 5.9L V8 360 CID |
| | 1980 | DODGE ST. REGIS | 5.2L V8 318 CID |
| | 1980 | DODGE ST. REGIS | 5.9L V8 360 CID |
| | 1980 | DODGE W200 | 5.2L V8 5211cc 318 CID |
| | 1980 | DODGE W200 | 5.9L V8 360 CID |
| | 1980 | DODGE W300 | 5.2L V8 5211cc 318 CID |
| | 1980 | DODGE W300 | 5.9L V8 360 CID |
| | 1980 | FORD E-250 ECONOLINE | 6.6L V8 400 CID |
| | 1980 | FORD E-250 ECONOLINE CLUB WAGON | 5.0L V8 302 CID |
| | 1980 | FORD E-350 ECONOLINE CLUB WAGON | 5.0L V8 302 CID |
| | 1980 | GMC C1500 | 5.0L V8 305 CID |
| | 1980 | GMC C1500 | 5.7L V8 350 CID |
| | 1980 | GMC C1500 | 6.6L V8 400 CID |
| | 1980 | GMC C1500 | 7.4L V8 454 CID |
| | 1980 | GMC C1500 SUBURBAN | 7.4L V8 454 CID |
| | 1980 | GMC C2500 | 5.7L V8 350 CID |
| | 1980 | GMC C2500 | 7.4L V8 454 CID |
| | 1980 | GMC C2500 SUBURBAN | 6.6L V8 400 CID |
| | 1980 | GMC C2500 SUBURBAN | 7.4L V8 454 CID |
| | 1980 | GMC C3500 | 5.7L V8 350 CID |

| USMW | Years | Application | Engine |
|------|-------|----------------------------|------------------------|
| | 1980 | GMC C3500 | 7.4L V8 454 CID |
| | 1980 | GMC CABALLERO | 4.4L V8 267 CID |
| | 1980 | GMC CABALLERO | 5.0L V8 305 CID |
| | 1980 | GMC G1500 | 5.7L V8 350 CID |
| | 1980 | GMC G2500 | 5.0L V8 305 CID |
| | 1980 | GMC G2500 | 5.7L V8 350 CID |
| | 1980 | GMC K1500 | 5.7L V8 350 CID |
| | 1980 | GMC K1500 | 6.6L V8 400 CID |
| | 1980 | GMC K1500 | 7.4L V8 454 CID |
| | 1980 | GMC K1500 SUBURBAN | 6.6L V8 400 CID |
| | 1980 | GMC K2500 | 6.6L V8 400 CID |
| | 1980 | GMC K2500 SUBURBAN | 6.6L V8 400 CID |
| | 1980 | GMC K3500 | 5.7L V8 350 CID |
| | 1980 | GMC K3500 | 6.6L V8 400 CID |
| | 1980 | GMC K3500 | 7.4L V8 454 CID |
| | 1980 | OLDSMOBILE CUTLASS | 5.0L V8 305 CID |
| | 1980 | OLDSMOBILE CUTLASS | 5.7L V8 350 CID |
| | 1980 | OLDSMOBILE CUTLASS CALAIS | 5.0L V8 305 CID |
| | 1980 | OLDSMOBILE CUTLASS CRUISER | 5.0L V8 305 CID |
| | 1980 | OLDSMOBILE CUTLASS SALON | 5.0L V8 305 CID |
| | 1980 | OLDSMOBILE CUTLASS SALON | 5.7L V8 350 CID |
| | 1980 | OLDSMOBILE CUTLASS SUPREME | 5.0L V8 305 CID |
| | 1980 | PLYMOUTH GRAN FURY | 5.2L V8 318 CID |
| | 1980 | PLYMOUTH GRAN FURY | 5.9L V8 360 CID |
| | 1980 | PLYMOUTH PB100 | 5.2L V8 5211cc 318 CID |
| | 1980 | PLYMOUTH PB200 | 5.2L V8 5211cc 318 CID |
| | 1980 | PLYMOUTH PB200 | 5.9L V8 360 CID |
| | 1980 | PLYMOUTH PB300 | 5.2L V8 5211cc 318 CID |
| | 1980 | PLYMOUTH PB300 | 5.9L V8 360 CID |
| | 1980 | PLYMOUTH VOLARE | 5.2L V8 318 CID |
| | 1980 | PLYMOUTH VOLARE | 5.9L V8 360 CID |
| | 1980 | PONTIAC BONNEVILLE | 4.9L V8 301 CID |
| | 1980 | PONTIAC CATALINA | 4.9L V8 301 CID |
| | 1980 | PONTIAC FIREBIRD | 4.9L V8 301 CID |
| | 1980 | PONTIAC FIREBIRD | 5.0L V8 305 CID |
| | 1980 | PONTIAC GRAND AM | 4.9L V8 301 CID |
| | 1980 | PONTIAC GRAND AM | 5.0L V8 305 CID |
| | 1980 | PONTIAC GRAND LEMANS | 4.9L V8 301 CID |
| | 1980 | PONTIAC GRAND LEMANS | 5.0L V8 305 CID |
| | 1980 | PONTIAC GRAND PRIX | 4.9L V8 301 CID |
| | 1980 | PONTIAC GRAND PRIX | 5.0L V8 305 CID |
| | 1980 | PONTIAC LEMANS | 4.9L V8 301 CID |
| | 1980 | PONTIAC LEMANS | 5.0L V8 305 CID |
| | 1981 | BUICK CENTURY | 4.3L V8 265 CID |
| | 1981 | BUICK CENTURY | 5.7L V8 350 CID |
| | 1981 | BUICK ELECTRA | 5.0L V8 307 CID |
| | 1981 | BUICK ESTATE WAGON | 5.0L V8 307 CID |
| | 1981 | BUICK LESABRE | 5.0L V8 307 CID |
| | 1981 | BUICK LESABRE | 5.7L V8 350 CID |
| | 1981 | BUICK REGAL | 4.3L V8 265 CID |
| | 1981 | BUICK RIVIERA | 5.0L V8 307 CID |
| | 1981 | CHEVROLET C10 | 5.0L V8 305 CID |
| | 1981 | CHEVROLET C10 SUBURBAN | 5.0L V8 305 CID |
| | 1981 | CHEVROLET C10 SUBURBAN | 5.7L V8 350 CID |
| | 1981 | CHEVROLET C20 | 5.0L V8 305 CID |
| | 1981 | CHEVROLET C20 | 5.7L V8 350 CID |
| | 1981 | CHEVROLET C20 SUBURBAN | 5.0L V8 305 CID |
| | 1981 | CHEVROLET C20 SUBURBAN | 5.7L V8 350 CID |
| | 1981 | CHEVROLET C20 SUBURBAN | 7.4L V8 454 CID |
| | 1981 | CHEVROLET C30 | 5.7L V8 350 CID |
| | 1981 | CHEVROLET C30 | 7.4L V8 454 CID |
| | 1981 | CHEVROLET CAMARO | 3.8L V6 229 CID |
| | 1981 | CHEVROLET CAMARO | 5.7L V8 350 CID |
| | 1981 | CHEVROLET CAPRICE | 3.8L V6 229 CID |
| | 1981 | CHEVROLET CAPRICE | 4.4L V8 267 CID |
| | 1981 | CHEVROLET CAPRICE | 5.0L V8 305 CID |
| | 1981 | CHEVROLET CAPRICE | 5.7L V8 350 CID |
| | 1981 | CHEVROLET EL CAMINO | 4.4L V8 267 CID |
| | 1981 | CHEVROLET EL CAMINO | 5.0L V8 305 CID |

FAN CLUTCHES

| USMW | Years | Application | Engine | USMW | Years | Application | Engine |
|-------|------------------|---------------------------|-----------------|--------------------|---------------------------------|------------------------|--------|
| 22045 | 1983 | GMC G2500 | 5.7L V8 350 CID | 1985 | CHEVROLET K10 | 5.7L V8 350 CID | |
| | 1983 | GMC G3500 | 5.7L V8 350 CID | 1985 | CHEVROLET K10 SUBURBAN | 5.7L V8 350 CID | |
| | 1983 | OLDSMOBILE CUTLASS CALAIS | 5.7L V8 350 CID | 1985 | CHEVROLET K20 | 4.3L V6 262 CID | |
| | 1984 | CHEVROLET C10 | 5.0L V8 305 CID | 1985 | CHEVROLET K20 | 5.0L V8 305 CID | |
| | 1984 | CHEVROLET C10 | 5.7L V8 350 CID | 1985 | CHEVROLET K20 | 5.7L V8 350 CID | |
| | 1984 | CHEVROLET C10 SUBURBAN | 5.0L V8 305 CID | 1985 | CHEVROLET K20 SUBURBAN | 5.7L V8 350 CID | |
| | 1984 | CHEVROLET C10 SUBURBAN | 5.7L V8 350 CID | 1985 | CHEVROLET K20 SUBURBAN | 7.4L V8 454 CID | |
| | 1984 | CHEVROLET C20 | 4.8L L6 292 CID | 1985 | CHEVROLET K5 BLAZER | 5.7L V8 350 CID | |
| | 1984 | CHEVROLET C20 | 5.0L V8 305 CID | 1985 | CHEVROLET P20 | 4.8L L6 292 CID | |
| | 1984 | CHEVROLET C20 | 5.7L V8 350 CID | 1985 | CHEVROLET P30 | 4.8L L6 292 CID | |
| | 1984 | CHEVROLET C20 SUBURBAN | 5.0L V8 305 CID | 1985 | CHEVROLET P30 | 7.4L V8 454 CID | |
| | 1984 | CHEVROLET C20 SUBURBAN | 5.7L V8 350 CID | 1985 | DODGE DIPLOMAT | 5.2L V8 5211cc 318 CID | |
| | 1984 | CHEVROLET C30 | 4.8L L6 292 CID | 1985 | FORD BRONCO | 5.8L V8 351 CID | |
| | 1984 | CHEVROLET C30 | 5.7L V8 350 CID | 1985 | FORD F-150 | 5.8L V8 351 CID | |
| | 1984 | CHEVROLET G10 | 5.0L V8 305 CID | 1985 | FORD F-250 | 5.8L V8 351 CID | |
| | 1984 | CHEVROLET G20 | 5.0L V8 305 CID | 1985 | FORD F-350 | 5.8L V8 351 CID | |
| | 1984 | CHEVROLET G20 | 5.7L V8 350 CID | 1985 | GMC C1500 | 5.7L V8 350 CID | |
| | 1984 | CHEVROLET IMPALA | 5.0L V8 305 CID | 1985 | GMC C1500 SUBURBAN | 5.7L V8 350 CID | |
| | 1984 | CHEVROLET K10 | 5.0L V8 305 CID | 1985 | GMC C2500 | 5.7L V8 350 CID | |
| | 1984 | CHEVROLET K10 | 5.7L V8 350 CID | 1985 | GMC C2500 SUBURBAN | 5.7L V8 350 CID | |
| | 1984 | CHEVROLET K10 SUBURBAN | 5.0L V8 305 CID | 1985 | GMC G2500 | 5.7L V8 350 CID | |
| | 1984 | CHEVROLET K10 SUBURBAN | 5.7L V8 350 CID | 1985 | GMC G3500 | 5.7L V8 350 CID | |
| | 1984 | CHEVROLET K20 | 4.8L L6 292 CID | 1985 | GMC JIMMY | 5.0L V8 305 CID | |
| | 1984 | CHEVROLET K20 | 5.7L V8 350 CID | 1985 | GMC JIMMY | 5.7L V8 350 CID | |
| | 1984 | CHEVROLET K20 SUBURBAN | 5.7L V8 350 CID | 1985 | GMC K1500 | 5.7L V8 350 CID | |
| | 1984 | CHEVROLET K30 | 4.8L L6 292 CID | 1985 | GMC K1500 SUBURBAN | 5.0L V8 305 CID | |
| | 1984 | CHEVROLET K5 BLAZER | 5.0L V8 305 CID | 1985 | GMC K1500 SUBURBAN | 5.7L V8 350 CID | |
| | 1984 | CHEVROLET K5 BLAZER | 5.7L V8 350 CID | 1985 | GMC K2500 | 4.3L V6 262 CID | |
| | 1984 | FORD F-150 | 5.8L V8 351 CID | 1985 | GMC K2500 | 5.7L V8 350 CID | |
| | 1984 | FORD F-250 | 5.8L V8 351 CID | 1985 | GMC P3500 | 7.4L V8 454 CID | |
| | 1984 | FORD F-350 | 5.8L V8 351 CID | 1985 | OLDSMOBILE CUTLASS SALON | 5.7L V8 350 CID | |
| | 1984 | GMC C1500 | 5.0L V8 305 CID | 1985 | OLDSMOBILE DELTA 88 | 5.7L V8 350 CID | |
| | 1984 | GMC C1500 | 5.7L V8 350 CID | 1985 | OLDSMOBILE TORONADO | 5.7L V8 350 CID | |
| | 1984 | GMC C1500 SUBURBAN | 5.0L V8 305 CID | 1985 | PLYMOUTH GRAN FURY | 5.2L V8 5211cc 318 CID | |
| | 1984 | GMC C1500 SUBURBAN | 5.7L V8 350 CID | 1985 | PONTIAC FIREBIRD | 5.0L V8 305 CID | |
| | 1984 | GMC C2500 | 4.8L L6 292 CID | 1985 | PONTIAC PARISIENNE | 4.3L V6 262 CID | |
| | 1984 | GMC C2500 | 5.0L V8 305 CID | 1985 | PONTIAC PARISIENNE | 5.0L V8 305 CID | |
| | 1984 | GMC C2500 SUBURBAN | 4.8L L6 292 CID | 1986 | CHEVROLET C10 | 5.7L V8 350 CID | |
| | 1984 | GMC C2500 SUBURBAN | 5.0L V8 305 CID | 1986 | CHEVROLET C10 SUBURBAN | 5.7L V8 350 CID | |
| | 1984 | GMC C3500 | 4.8L L6 292 CID | 1986 | CHEVROLET C20 | 5.0L V8 305 CID | |
| | 1984 | GMC G1500 | 5.0L V8 305 CID | 1986 | CHEVROLET C20 | 5.7L V8 350 CID | |
| | 1984 | GMC G1500 | 5.7L V8 350 CID | 1986 | CHEVROLET C20 SUBURBAN | 5.7L V8 350 CID | |
| | 1984 | GMC G2500 | 5.0L V8 305 CID | 1986 | CHEVROLET CAPRICE | 4.3L V6 262 CID | |
| | 1984 | GMC G2500 | 5.7L V8 350 CID | 1986 | CHEVROLET CAPRICE | 5.0L V8 305 CID | |
| | 1984 | GMC JIMMY | 5.0L V8 305 CID | 1986 | CHEVROLET G10 | 4.3L V6 262 CID | |
| | 1984 | GMC JIMMY | 5.7L V8 350 CID | 1986 | CHEVROLET G10 | 5.0L V8 305 CID | |
| | 1984 | GMC K1500 | 5.0L V8 305 CID | 1986 | CHEVROLET G10 | 5.7L V8 350 CID | |
| | 1984 | GMC K1500 | 5.7L V8 350 CID | 1986 | CHEVROLET G20 | 5.7L V8 350 CID | |
| | 1984 | GMC K1500 SUBURBAN | 5.0L V8 305 CID | 1986 | CHEVROLET G30 | 5.7L V8 350 CID | |
| | 1984 | GMC K1500 SUBURBAN | 5.7L V8 350 CID | 1986 | CHEVROLET K10 | 5.7L V8 350 CID | |
| | 1984 | GMC K2500 | 4.8L L6 292 CID | 1986 | CHEVROLET K10 SUBURBAN | 5.7L V8 350 CID | |
| | 1984 | GMC K2500 SUBURBAN | 4.8L L6 292 CID | 1986 | FORD E-250 ECONOLINE | 5.8L V8 351 CID | |
| | 1984 | GMC K3500 | 4.8L L6 292 CID | 1986 | FORD E-250 ECONOLINE CLUB WAGON | 5.8L V8 351 CID | |
| | 1984 | OLDSMOBILE DELTA 88 | 5.7L V8 350 CID | 1986 | FORD E-350 ECONOLINE | 5.8L V8 351 CID | |
| | 1984 | PONTIAC BONNEVILLE | 5.0L V8 305 CID | 1986 | FORD E-350 ECONOLINE CLUB WAGON | 5.8L V8 351 CID | |
| | 1984 | PONTIAC BONNEVILLE | 5.7L V8 350 CID | 1986 | FORD F-150 | 5.8L V8 351 CID | |
| | 1984 | PONTIAC GRAND PRIX | 5.7L V8 350 CID | 1986 | FORD F200 (MEX) | 5.0L V8 5000cc 302 CID | |
| | 1985 | BUICK LESABRE | 5.7L V8 350 CID | 1986 | FORD F-250 | 5.8L V8 351 CID | |
| | 1985 | BUICK REGAL | 5.7L V8 350 CID | 1986 | FORD F-350 | 5.8L V8 351 CID | |
| | 1985 | CHEVROLET C10 | 5.7L V8 350 CID | 1986 | GMC C1500 | 5.7L V8 350 CID | |
| | 1985 | CHEVROLET C10 SUBURBAN | 5.7L V8 350 CID | 1986 | GMC C1500 SUBURBAN | 5.7L V8 350 CID | |
| | 1985 | CHEVROLET C20 | 5.7L V8 350 CID | 1986 | GMC C2500 | 5.0L V8 305 CID | |
| | 1985 | CHEVROLET C20 SUBURBAN | 5.7L V8 350 CID | 1986 | GMC C2500 | 5.7L V8 350 CID | |
| | 1985 | CHEVROLET CAMARO | 5.0L V8 305 CID | 1986 | GMC C2500 SUBURBAN | 5.7L V8 350 CID | |
| | 1985 | CHEVROLET CAPRICE | 4.3L V6 262 CID | 1986 | GMC C3500 | 5.0L V8 305 CID | |
| | 1985 | CHEVROLET CAPRICE | 5.0L V8 305 CID | 1986 | GMC G2500 | 5.7L V8 350 CID | |
| | 1985 | CHEVROLET CAPRICE | 5.7L V8 350 CID | 1986 | GMC G3500 | 5.7L V8 350 CID | |
| 1985 | CHEVROLET G30 | 5.7L V8 350 CID | 1986 | PONTIAC PARISIENNE | 4.3L V6 262 CID | | |
| 1985 | CHEVROLET IMPALA | 4.3L V6 262 CID | 1987 | CHEVROLET BLAZER | 5.0L V8 305 CID | | |

FAN CLUTCHES

| USMW | Years | Application | Engine |
|-------|-------|---------------------------------|------------------------|
| 22045 | 1987 | CHEVROLET BLAZER | 5.7L V8 350 CID |
| | 1987 | CHEVROLET C10 (MEX) | 5.7L V8 5700cc 350 CID |
| | 1987 | CHEVROLET P20 | 5.7L V8 350 CID |
| | 1987 | CHEVROLET R10 | 4.3L V6 262 CID |
| | 1987 | CHEVROLET R10 | 5.0L V8 305 CID |
| | 1987 | CHEVROLET R10 | 5.7L V8 350 CID |
| | 1987 | CHEVROLET R10 SUBURBAN | 5.0L V8 305 CID |
| | 1987 | CHEVROLET R10 SUBURBAN | 5.7L V8 350 CID |
| | 1987 | CHEVROLET R20 | 4.3L V6 262 CID |
| | 1987 | CHEVROLET R20 | 5.0L V8 305 CID |
| | 1987 | CHEVROLET R20 SUBURBAN | 5.7L V8 350 CID |
| | 1987 | CHEVROLET R20 SUBURBAN | 7.4L V8 454 CID |
| | 1987 | CHEVROLET R30 | 7.4L V8 454 CID |
| | 1987 | CHEVROLET V10 | 4.3L V6 262 CID |
| | 1987 | CHEVROLET V10 | 5.0L V8 305 CID |
| | 1987 | CHEVROLET V10 | 5.7L V8 350 CID |
| | 1987 | CHEVROLET V10 SUBURBAN | 5.7L V8 350 CID |
| | 1987 | CHEVROLET V20 | 4.8L L6 292 CID |
| | 1987 | CHEVROLET V20 | 5.7L V8 350 CID |
| | 1987 | CHEVROLET V20 SUBURBAN | 5.7L V8 350 CID |
| | 1987 | CHEVROLET V20 SUBURBAN | 7.4L V8 454 CID |
| | 1987 | CHEVROLET V30 | 7.4L V8 454 CID |
| | 1987 | FORD E-150 ECONOLINE | 5.8L V8 351 CID |
| | 1987 | FORD E-150 ECONOLINE CLUB WAGON | 5.8L V8 351 CID |
| | 1987 | FORD E-250 ECONOLINE | 5.8L V8 351 CID |
| | 1987 | FORD E-250 ECONOLINE CLUB WAGON | 5.8L V8 351 CID |
| | 1987 | FORD E-350 ECONOLINE | 5.8L V8 351 CID |
| | 1987 | FORD E-350 ECONOLINE CLUB WAGON | 5.8L V8 351 CID |
| | 1987 | FORD F-150 | 5.8L V8 351 CID |
| | 1987 | FORD F-250 | 5.8L V8 351 CID |
| | 1987 | FORD F-350 | 5.8L V8 351 CID |
| | 1987 | GMC JIMMY | 5.0L V8 305 CID |
| | 1987 | GMC R1500 | 4.3L V6 262 CID |
| | 1987 | GMC R1500 | 5.0L V8 305 CID |
| | 1987 | GMC R1500 | 5.7L V8 350 CID |
| | 1987 | GMC R1500 SUBURBAN | 5.0L V8 305 CID |
| | 1987 | GMC R1500 SUBURBAN | 5.7L V8 350 CID |
| | 1987 | GMC R2500 | 4.3L V6 262 CID |
| | 1987 | GMC R2500 | 5.0L V8 305 CID |
| | 1987 | GMC R2500 SUBURBAN | 5.7L V8 350 CID |
| | 1987 | GMC R2500 SUBURBAN | 7.4L V8 454 CID |
| | 1987 | GMC R3500 | 7.4L V8 454 CID |
| | 1987 | GMC V1500 | 4.3L V6 262 CID |
| | 1987 | GMC V1500 | 5.0L V8 305 CID |
| | 1987 | GMC V1500 | 5.7L V8 350 CID |
| | 1987 | GMC V1500 SUBURBAN | 5.7L V8 350 CID |
| | 1987 | GMC V2500 | 4.8L L6 292 CID |
| | 1987 | GMC V2500 | 5.7L V8 350 CID |
| | 1987 | GMC V2500 SUBURBAN | 5.7L V8 350 CID |
| | 1987 | GMC V3500 | 7.4L V8 454 CID |
| | 1988 | CHEVROLET BLAZER | 5.7L V8 350 CID |
| | 1988 | CHEVROLET P20 | 5.7L V8 350 CID |
| | 1988 | CHEVROLET R10 SUBURBAN | 5.7L V8 350 CID |
| | 1988 | CHEVROLET R20 | 4.8L L6 292 CID |
| | 1988 | CHEVROLET R20 | 5.7L V8 350 CID |
| | 1988 | CHEVROLET R20 | 7.4L V8 454 CID |
| | 1988 | CHEVROLET R30 | 4.8L L6 292 CID |
| | 1988 | CHEVROLET R30 | 5.7L V8 350 CID |
| | 1988 | CHEVROLET R30 | 7.4L V8 454 CID |
| | 1988 | CHEVROLET V10 SUBURBAN | 5.7L V8 350 CID |
| | 1988 | CHEVROLET V30 | 4.8L L6 292 CID |
| | 1988 | CHEVROLET V30 | 5.7L V8 350 CID |
| | 1988 | CHEVROLET V30 | 7.4L V8 454 CID |
| | 1988 | GMC P2500 | 5.7L V8 350 CID |
| | 1988 | GMC R3500 | 5.7L V8 350 CID |
| | 1988 | GMC V3500 | 5.7L V8 350 CID |
| | 1988 | PLYMOUTH GRAN FURY | 5.2L V8 318 CID |
| | 1989 | CHEVROLET P30 | 5.7L V8 350 CID |
| | 1989 | CHEVROLET R1500 SUBURBAN | 5.7L V8 350 CID |

| USMW | Years | Application | Engine |
|------|-----------|--------------------------|------------------------|
| | 1989 | CHEVROLET R2500 | 5.7L V8 350 CID |
| | 1989 | CHEVROLET R2500 | 7.4L V8 454 CID |
| | 1989 | CHEVROLET R2500 SUBURBAN | 5.7L V8 350 CID |
| | 1989 | CHEVROLET R2500 SUBURBAN | 7.4L V8 454 CID |
| | 1989 | CHEVROLET R3500 | 7.4L V8 454 CID |
| | 1989 | CHEVROLET V1500 SUBURBAN | 5.7L V8 350 CID |
| | 1989 | CHEVROLET V2500 SUBURBAN | 5.7L V8 350 CID |
| | 1989 | CHEVROLET V3500 | 7.4L V8 454 CID |
| | 1989 | GMC P3500 | 5.7L V8 350 CID |
| | 1989 | GMC R2500 | 7.4L V8 454 CID |
| | 1989 | GMC R2500 SUBURBAN | 7.4L V8 454 CID |
| | 1989 | GMC R3500 | 7.4L V8 454 CID |
| | 1989 | GMC V3500 | 7.4L V8 454 CID |
| | 1990 | CHEVROLET P30 | 5.7L V8 350 CID |
| | 1990 | CHEVROLET P30 | 7.4L V8 454 CID |
| | 1990 | CHEVROLET R3500 | 7.4L V8 454 CID |
| | 1990 | CHEVROLET V2500 SUBURBAN | 7.4L V8 454 CID |
| | 1990 | CHEVROLET V3500 | 7.4L V8 454 CID |
| | 1990 | GMC P3500 | 5.7L V8 350 CID |
| | 1990 | GMC P3500 | 7.4L V8 454 CID |
| | 1990 | GMC R2500 SUBURBAN | 5.7L V8 350 CID |
| | 1990 | GMC R2500 SUBURBAN | 7.4L V8 454 CID |
| | 1990 | GMC V2500 SUBURBAN | 5.7L V8 350 CID |
| | 1994 | BUICK COMMERCIAL CHASSIS | 5.7L V8 350 CID |
| | 1994 | CHEVROLET CAPRICE | 4.3L V8 265 CID |
| | 1994 | CHEVROLET CAPRICE | 5.7L V8 350 CID |
| | 1996 | BUICK ROADMASTER | 5.7L V8 350 CID |
| | 1955-1957 | CHEVROLET BEL AIR | 4.3L V8 265 CID |
| | 1955-1957 | CHEVROLET BEL AIR | 4.3L V8 434cc 265 CID |
| | 1955-1962 | CHEVROLET BEL AIR | 3.8L L6 3852cc 235 CID |
| | 1957-1967 | CHEVROLET BEL AIR | 4.6L V8 4638cc 283 CID |
| | 1958-1961 | CHEVROLET BEL AIR | 5.7L V8 5704cc 348 CID |
| | 1958-1961 | CHEVROLET BISCAYNE | 5.7L V8 5704cc 348 CID |
| | 1958-1962 | CHEVROLET BISCAYNE | 3.8L L6 3852cc 235 CID |
| | 1958-1967 | CHEVROLET BISCAYNE | 4.6L V8 4638cc 283 CID |
| | 1959-1960 | CHEVROLET BEL AIR | 4.3L L6 4278cc 261 CID |
| | 1959-1962 | BUICK INVICTA | 6.6L V8 6572cc 401 CID |
| | 1959-1962 | PONTIAC BONNEVILLE | 6.4L V8 389 CID |
| | 1959-1966 | BUICK ELECTRA | 6.6L V8 6572cc 401 CID |
| | 1959-1966 | PONTIAC BONNEVILLE | 6.4L V8 6376cc 389 CID |
| | 1959-1966 | PONTIAC CATALINA | 6.4L V8 6376cc 389 CID |
| | 1959-1966 | PONTIAC STAR CHIEF | 6.4L V8 6376cc 389 CID |
| | 1960-1961 | PONTIAC VENTURA | 6.4L V8 6277cc 383 CID |
| | 1960-1966 | PLYMOUTH FURY | 6.3L V8 6277cc 383 CID |
| | 1961-1965 | CHEVROLET BEL AIR | 6.7L V8 6704cc 409 CID |
| | 1961-1965 | CHEVROLET BISCAYNE | 6.7L V8 6704cc 409 CID |
| | 1961-1966 | PONTIAC CATALINA | 6.9L V8 6900cc 421 CID |
| | 1961-1978 | PLYMOUTH FURY | 6.3L V8 6277cc 383 CID |
| | 1962-1964 | BUICK LESABRE | 6.6L V8 6572cc 401 CID |
| | 1962-1966 | PONTIAC GRAND PRIX | 6.4L V8 6376cc 389 CID |
| | 1962-1969 | CHEVROLET BEL AIR | 5.3L V8 5358cc 327 CID |
| | 1962-1969 | CHEVROLET BISCAYNE | 5.3L V8 5358cc 327 CID |
| | 1962-1973 | PLYMOUTH FURY | 5.2L V8 5212cc 318 CID |
| | 1962-1978 | PLYMOUTH FURY | 6.3L V8 6277cc 383 CID |
| | 1963-1964 | PLYMOUTH FURY | 6.3L V8 6277cc 383 CID |
| | 1963-1965 | BUICK RIVIERA | 6.6L V8 6572cc 401 CID |
| | 1963-1965 | CHEVROLET BEL AIR | 3.8L L6 3769cc 230 CID |
| | 1963-1965 | CHEVROLET BISCAYNE | 3.8L L6 3769cc 230 CID |
| | 1963-1966 | BUICK RIVIERA | 7.0L V8 6966cc 425 CID |
| | 1963-1966 | BUICK WILDCAT | 6.6L V8 6572cc 401 CID |
| | 1963-1966 | PONTIAC BONNEVILLE | 6.9L V8 6900cc 421 CID |
| | 1963-1966 | PONTIAC GRAND PRIX | 6.9L V8 6900cc 421 CID |
| | 1963-1966 | PONTIAC STAR CHIEF | 6.9L V8 6900cc 421 CID |
| | 1963-1972 | BUICK INVICTA | 6.6L V8 6572cc 401 CID |
| | 1964-1966 | BUICK ELECTRA | 7.0L V8 6966cc 425 CID |
| | 1964-1966 | BUICK WILDCAT | 7.0L V8 6966cc 425 CID |
| | 1964-1966 | PONTIAC GTO | 6.4L V8 6376cc 389 CID |
| | 1964-1967 | CADILLAC DEVILLE | 7.0L V8 7031cc 429 CID |
| | 1964-1967 | CADILLAC ELDORADO | 7.0L V8 7031cc 429 CID |

| USMW | Years | Application | Engine |
|-------|-----------|-------------------------|------------------------|
| 22045 | 1964-1967 | CHEVROLET CS1073 (MEX) | 4.7L V8 4738cc 283 CID |
| | 1964-1967 | CHEVROLET CS31003 (MEX) | 4.7L V8 4738cc 283 CID |
| | 1964-1967 | CHEVROLET P30 VAN | 4.8L L6 4786cc 292 CID |
| | 1964-1969 | CHEVROLET CS1073 (MEX) | 5.4L V8 5400cc 327 CID |
| | 1964-1969 | CHEVROLET CS31003 (MEX) | 5.4L V8 5400cc 327 CID |
| | 1964-1978 | CHEVROLET CS1073 (MEX) | 4.8L L6 4800cc 292 CID |
| | 1964-1978 | CHEVROLET CS31003 (MEX) | 4.8L L6 4800cc 292 CID |
| | 1965-1966 | BUICK GRAN SPORT | 6.6L V8 401 CID |
| | 1965-1966 | BUICK RIVIERA | 7.0L V8 425 CID |
| | 1965-1966 | BUICK SKYLARK | 6.6L V8 401 CID |
| | 1965-1966 | BUICK SKYLARK | 6.6L V8 6555cc 400 CID |
| | 1965-1966 | BUICK WILDCAT | 6.6L V8 401 CID |
| | 1965-1966 | BUICK WILDCAT | 7.0L V8 425 CID |
| | 1965-1966 | CHEVROLET C1405 (MEX) | 4.7L V8 4738cc 283 CID |
| | 1965-1966 | CHEVROLET C1405 (MEX) | 4.8L L6 4800cc 292 CID |
| | 1965-1966 | OLDSMOBILE DYNAMIC | 7.0L V8 6966cc 425 CID |
| | 1965-1966 | OLDSMOBILE STARFIRE | 7.0L V8 6966cc 425 CID |
| | 1965-1967 | BUICK GRAN SPORT | 6.6L V8 6555cc 400 CID |
| | 1965-1967 | CADILLAC CALAIS | 7.0L V8 7031cc 429 CID |
| | 1965-1967 | CHEVROLET C20905 (MEX) | 4.7L V8 4738cc 283 CID |
| | 1965-1967 | CHEVROLET C20905 (MEX) | 4.8L L6 4800cc 292 CID |
| | 1965-1967 | OLDSMOBILE 98 | 7.0L V8 6966cc 425 CID |
| | 1965-1967 | OLDSMOBILE DELTA 88 | 7.0L V8 6966cc 425 CID |
| | 1965-1967 | PLYMOUTH BELVEDERE | 6.3L V8 6277cc 383 CID |
| | 1965-1967 | PLYMOUTH FURY | 5.2L V8 5212cc 318 CID |
| | 1965-1968 | CHEVROLET BISCAYNE | 4.1L L6 4097cc 250 CID |
| | 1965-1968 | CHEVROLET BISCAYNE | 4.1L L6 4098cc 250 CID |
| | 1965-1969 | CHEVROLET BEL AIR | 4.1L L6 4097cc 250 CID |
| | 1965-1969 | CHEVROLET BEL AIR | 4.1L L6 4098cc 250 CID |
| | 1965-1969 | CHEVROLET BEL AIR | 6.5L V8 6489cc 396 CID |
| | 1965-1969 | CHEVROLET BISCAYNE | 6.5L V8 6489cc 396 CID |
| | 1966-1967 | OLDSMOBILE TORONADO | 7.0L V8 425 CID |
| | 1966-1967 | OLDSMOBILE TORONADO | 7.0L V8 6966cc 425 CID |
| | 1966-1969 | CHEVROLET BEL AIR | 7.0L V8 6998cc 427 CID |
| | 1966-1969 | CHEVROLET BISCAYNE | 7.0L V8 6998cc 427 CID |
| | 1966-1972 | PLYMOUTH FURY | 7.2L V8 7212cc 440 CID |
| | 1966-1978 | CHEVROLET CS1073 (MEX) | 4.1L L6 4100cc 250 CID |
| | 1967-1969 | BUICK ELECTRA | 7.0L V8 7047cc 430 CID |
| | 1967-1969 | BUICK RIVIERA | 7.0L V8 7047cc 430 CID |
| | 1967-1969 | BUICK WILDCAT | 7.0L V8 430 CID |
| | 1967-1969 | BUICK WILDCAT | 7.0L V8 7047cc 430 CID |
| | 1967-1969 | PONTIAC BONNEVILLE | 7.0L V8 7014cc 428 CID |
| | 1967-1969 | PONTIAC CATALINA | 7.0L V8 7014cc 428 CID |
| | 1967-1969 | PONTIAC EXECUTIVE | 7.0L V8 7014cc 428 CID |
| | 1967-1969 | PONTIAC GRAND PRIX | 7.0L V8 7014cc 428 CID |
| | 1967-1973 | PONTIAC GTO | 6.6L V8 6555cc 400 CID |
| | 1967-1974 | PONTIAC BONNEVILLE | 6.6L V8 6555cc 400 CID |
| | 1967-1974 | PONTIAC CATALINA | 6.6L V8 6555cc 400 CID |
| | 1967-1974 | PONTIAC FIREBIRD | 6.6L V8 6555cc 400 CID |
| | 1967-1974 | PONTIAC GRAND PRIX | 6.6L V8 6555cc 400 CID |
| | 1967-1979 | PONTIAC FIREBIRD | 6.6L V8 400 CID |
| | 1968-1969 | BUICK GS 400 | 6.6L V8 400 CID |
| | 1968-1969 | BUICK GS 400 | 6.6L V8 6555cc 400 CID |
| | 1968-1969 | BUICK RIVIERA | 7.0L V8 430 CID |
| | 1968-1969 | CHEVROLET BEL AIR | 4.1L L6 250 CID |
| | 1968-1969 | CHEVROLET BEL AIR | 6.5L V8 396 CID |
| | 1968-1969 | CHEVROLET BEL AIR | 7.0L V8 427 CID |
| | 1968-1969 | CHEVROLET BISCAYNE | 6.5L V8 396 CID |
| | 1968-1969 | CHEVROLET BISCAYNE | 7.0L V8 427 CID |
| | 1968-1969 | CHEVROLET C20 PICKUP | 6.5L V8 396 CID |
| | 1968-1969 | CHEVROLET C20 PICKUP | 6.5L V8 6489cc 396 CID |
| | 1968-1969 | CHEVROLET C20 SUBURBAN | 6.5L V8 396 CID |
| | 1968-1969 | CHEVROLET C20 SUBURBAN | 6.5L V8 6489cc 396 CID |
| | 1968-1969 | CHEVROLET C30 PICKUP | 6.5L V8 396 CID |
| | 1968-1969 | CHEVROLET C30 PICKUP | 6.5L V8 6489cc 396 CID |
| | 1968-1969 | CHEVROLET K10 PICKUP | 6.5L V8 396 CID |
| | 1968-1969 | CHEVROLET K10 PICKUP | 6.5L V8 6489cc 396 CID |
| | 1968-1969 | CHEVROLET K10 SUBURBAN | 6.5L V8 396 CID |
| | 1968-1969 | CHEVROLET K10 SUBURBAN | 6.5L V8 6489cc 396 CID |

| USMW | Years | Application | Engine |
|------|-----------|--------------------------|------------------------|
| | 1968-1969 | CHEVROLET K20 PICKUP | 6.5L V8 396 CID |
| | 1968-1969 | CHEVROLET K20 PICKUP | 6.5L V8 6489cc 396 CID |
| | 1968-1969 | CHEVROLET K20 SUBURBAN | 6.5L V8 6489cc 396 CID |
| | 1968-1969 | CHEVROLET P20 VAN | 5.0L V8 307 CID |
| | 1968-1969 | CHEVROLET P30 VAN | 5.0L V8 307 CID |
| | 1968-1969 | GMC C15/C1500 PICKUP | 5.0L V6 305 CID |
| | 1968-1969 | GMC C15/C1500 PICKUP | 5.0L V6 5012cc 305 CID |
| | 1968-1969 | GMC C15/C1500 PICKUP | 6.5L V8 396 CID |
| | 1968-1969 | GMC C15/C1500 SUBURBAN | 6.5L V8 6489cc 396 CID |
| | 1968-1969 | GMC C15/C1500 SUBURBAN | 6.5L V8 396 CID |
| | 1968-1969 | GMC C25/C2500 PICKUP | 5.0L V6 305 CID |
| | 1968-1969 | GMC C25/C2500 PICKUP | 5.0L V6 5012cc 305 CID |
| | 1968-1969 | GMC C25/C2500 PICKUP | 6.5L V8 396 CID |
| | 1968-1969 | GMC C25/C2500 SUBURBAN | 5.0L V6 5012cc 305 CID |
| | 1968-1969 | GMC C25/C2500 SUBURBAN | 6.5L V8 396 CID |
| | 1968-1969 | GMC C25/C2500 SUBURBAN | 6.5L V8 6489cc 396 CID |
| | 1968-1969 | GMC C35/C3500 PICKUP | 5.0L V6 305 CID |
| | 1968-1969 | GMC C35/C3500 PICKUP | 5.0L V6 5012cc 305 CID |
| | 1968-1969 | GMC C35/C3500 PICKUP | 6.5L V8 396 CID |
| | 1968-1969 | GMC K15/K1500 PICKUP | 5.0L V6 305 CID |
| | 1968-1969 | GMC K15/K1500 PICKUP | 5.0L V6 5012cc 305 CID |
| | 1968-1969 | GMC K15/K1500 PICKUP | 6.5L V8 396 CID |
| | 1968-1969 | GMC K15/K1500 SUBURBAN | 6.5L V8 6489cc 396 CID |
| | 1968-1969 | GMC K15/K1500 SUBURBAN | 6.5L V8 396 CID |
| | 1968-1969 | GMC K25/K2500 PICKUP | 5.0L V6 305 CID |
| | 1968-1969 | GMC K25/K2500 PICKUP | 5.0L V6 5012cc 305 CID |
| | 1968-1969 | GMC K25/K2500 PICKUP | 6.5L V8 396 CID |
| | 1968-1969 | GMC K25/K2500 SUBURBAN | 5.0L V6 5012cc 305 CID |
| | 1968-1969 | GMC K25/K2500 SUBURBAN | 6.5L V8 6489cc 396 CID |
| | 1968-1969 | OLDSMOBILE VISTA CRUISER | 6.6L V8 400 CID |
| | 1968-1969 | OLDSMOBILE VISTA CRUISER | 6.6L V8 6555cc 400 CID |
| | 1968-1969 | PONTIAC BONNEVILLE | 7.0L V8 428 CID |
| | 1968-1969 | PONTIAC CATALINA | 7.0L V8 428 CID |
| | 1968-1969 | PONTIAC GRAND PRIX | 7.0L V8 428 CID |
| | 1968-1970 | CADILLAC FLEETWOOD | 7.7L V8 472 CID |
| | 1968-1970 | CADILLAC FLEETWOOD | 7.7L V8 7735cc 472 CID |
| | 1968-1970 | PONTIAC TEMPEST | 5.7L V8 5733cc 350 CID |
| | 1968-1970 | PONTIAC TEMPEST | 6.6L V8 6555cc 400 CID |
| | 1968-1971 | GMC K15/K1500 PICKUP | 5.0L V8 307 CID |
| | 1968-1971 | OLDSMOBILE 442 | 7.5L V8 455 CID |
| | 1968-1971 | OLDSMOBILE 442 | 7.5L V8 7456cc 455 CID |
| | 1968-1971 | PONTIAC LEMANS | 6.6L V8 6555cc 400 CID |
| | 1968-1972 | GMC K25/K2500 PICKUP | 5.0L V8 307 CID |
| | 1968-1973 | CHEVROLET C10 PICKUP | 5.0L V8 307 CID |
| | 1968-1973 | CHEVROLET C10 PICKUP | 5.0L V8 5031cc 307 CID |
| | 1968-1973 | CHEVROLET C10 SUBURBAN | 5.0L V8 307 CID |
| | 1968-1973 | CHEVROLET C10 SUBURBAN | 5.0L V8 5031cc 307 CID |
| | 1968-1973 | CHEVROLET C20 PICKUP | 5.0L V8 307 CID |
| | 1968-1973 | CHEVROLET C20 PICKUP | 5.0L V8 5031cc 307 CID |
| | 1968-1973 | CHEVROLET C20 SUBURBAN | 5.0L V8 307 CID |
| | 1968-1973 | CHEVROLET C20 SUBURBAN | 5.0L V8 5031cc 307 CID |
| | 1968-1973 | CHEVROLET C30 PICKUP | 5.0L V8 307 CID |
| | 1968-1973 | CHEVROLET C30 PICKUP | 5.0L V8 5031cc 307 CID |
| | 1968-1973 | CHEVROLET K10 PICKUP | 5.0L V8 307 CID |
| | 1968-1973 | CHEVROLET K10 PICKUP | 5.0L V8 5031cc 307 CID |
| | 1968-1973 | CHEVROLET K10 SUBURBAN | 5.0L V8 307 CID |
| | 1968-1973 | CHEVROLET K10 SUBURBAN | 5.0L V8 5031cc 307 CID |
| | 1968-1973 | CHEVROLET K20 PICKUP | 5.0L V8 307 CID |
| | 1968-1973 | CHEVROLET K20 SUBURBAN | 5.0L V8 307 CID |
| | 1968-1973 | CHEVROLET K20 SUBURBAN | 5.0L V8 5031cc 307 CID |
| | 1968-1973 | GMC C15/C1500 PICKUP | 5.0L V8 307 CID |
| | 1968-1973 | GMC C15/C1500 PICKUP | 5.0L V8 5031cc 307 CID |

FAN CLUTCHES

| USMW | Years | Application | Engine |
|-------|-----------|--------------------------|------------------------|
| 22045 | 1968-1973 | GMC C15/C1500 SUBURBAN | 5.0L V8 307 CID |
| | 1968-1973 | GMC C15/C1500 SUBURBAN | 5.0L V8 5031cc 307 CID |
| | 1968-1973 | GMC C25/C2500 PICKUP | 5.0L V8 307 CID |
| | 1968-1973 | GMC C25/C2500 PICKUP | 5.0L V8 5031cc 307 CID |
| | 1968-1973 | GMC C25/C2500 SUBURBAN | 5.0L V8 307 CID |
| | 1968-1973 | GMC C25/C2500 SUBURBAN | 5.0L V8 5031cc 307 CID |
| | 1968-1973 | GMC C35/C3500 PICKUP | 5.0L V8 307 CID |
| | 1968-1973 | GMC C35/C3500 PICKUP | 5.0L V8 5031cc 307 CID |
| | 1968-1973 | GMC K15/K1500 PICKUP | 5.0L V8 5031cc 307 CID |
| | 1968-1973 | GMC K15/K1500 SUBURBAN | 5.0L V8 307 CID |
| | 1968-1973 | GMC K15/K1500 SUBURBAN | 5.0L V8 5031cc 307 CID |
| | 1968-1973 | GMC K25/K2500 PICKUP | 5.0L V8 307 CID |
| | 1968-1973 | GMC K25/K2500 SUBURBAN | 5.0L V8 307 CID |
| | 1968-1973 | GMC K25/K2500 SUBURBAN | 5.0L V8 5031cc 307 CID |
| | 1968-1973 | PLYMOUTH FURY | 7.2L V8 7212cc 440 CID |
| | 1968-1974 | CADILLAC CALAIS | 7.7L V8 472 CID |
| | 1968-1974 | CADILLAC CALAIS | 7.7L V8 7735cc 472 CID |
| | 1968-1974 | CADILLAC DEVILLE | 7.7L V8 472 CID |
| | 1968-1974 | CADILLAC DEVILLE | 7.7L V8 7735cc 472 CID |
| | 1968-1974 | CADILLAC FLEETWOOD | 7.7L V8 472 CID |
| | 1968-1974 | CADILLAC FLEETWOOD | 7.7L V8 7735cc 472 CID |
| | 1968-1974 | CHEVROLET C30 PICKUP | 4.1L L6 250 CID |
| | 1968-1974 | CHEVROLET C30 PICKUP | 4.1L L6 4097cc 250 CID |
| | 1968-1974 | CHEVROLET C30 PICKUP | 4.8L L6 292 CID |
| | 1968-1974 | CHEVROLET C30 PICKUP | 4.8L L6 4801cc 292 CID |
| | 1968-1974 | CHEVROLET P20 VAN | 4.8L L6 292 CID |
| | 1968-1974 | CHEVROLET P30 VAN | 4.8L L6 292 CID |
| | 1968-1974 | GMC C25/C2500 PICKUP | 4.1L L6 250 CID |
| | 1968-1974 | GMC C25/C2500 PICKUP | 4.1L L6 4097cc 250 CID |
| | 1968-1974 | GMC C25/C2500 PICKUP | 4.8L L6 292 CID |
| | 1968-1974 | GMC C25/C2500 PICKUP | 4.8L L6 4801cc 292 CID |
| | 1968-1974 | GMC C25/C2500 SUBURBAN | 4.1L L6 250 CID |
| | 1968-1974 | GMC C25/C2500 SUBURBAN | 4.1L L6 4097cc 250 CID |
| | 1968-1974 | GMC C25/C2500 SUBURBAN | 4.8L L6 292 CID |
| | 1968-1974 | GMC C25/C2500 SUBURBAN | 4.8L L6 4801cc 292 CID |
| | 1968-1974 | GMC C35/C3500 PICKUP | 4.1L L6 250 CID |
| | 1968-1974 | GMC C35/C3500 PICKUP | 4.1L L6 4097cc 250 CID |
| | 1968-1974 | GMC C35/C3500 PICKUP | 4.8L L6 292 CID |
| | 1968-1974 | GMC C35/C3500 PICKUP | 4.8L L6 4801cc 292 CID |
| | 1968-1974 | OLDSMOBILE 98 | 7.5L V8 7456cc 455 CID |
| | 1968-1974 | OLDSMOBILE CUTLASS | 5.7L V8 5733cc 350 CID |
| | 1968-1974 | OLDSMOBILE CUTLASS | 5.7L V8 5737cc 350 CID |
| | 1968-1974 | OLDSMOBILE DELTA 88 | 7.5L V8 7456cc 455 CID |
| | 1968-1974 | OLDSMOBILE TORONADO | 7.5L V8 7456cc 455 CID |
| | 1968-1974 | OLDSMOBILE VISTA CRUISER | 5.7L V8 5733cc 350 CID |
| | 1968-1974 | OLDSMOBILE VISTA CRUISER | 5.7L V8 5737cc 350 CID |
| | 1968-1974 | PONTIAC FIREBIRD | 5.7L V8 5733cc 350 CID |
| | 1968-1974 | PONTIAC LEMANS | 4.1L L6 4097cc 250 CID |
| | 1968-1974 | PONTIAC LEMANS | 4.1L L6 4098cc 250 CID |
| | 1968-1974 | PONTIAC LEMANS | 5.7L V8 5733cc 350 CID |
| | 1968-1975 | OLDSMOBILE VISTA CRUISER | 5.7L V8 350 CID |
| | 1968-1976 | OLDSMOBILE 98 | 7.5L V8 455 CID |
| | 1968-1976 | OLDSMOBILE DELTA 88 | 7.5L V8 455 CID |
| | 1968-1976 | OLDSMOBILE TORONADO | 7.5L V8 455 CID |
| | 1968-1976 | PONTIAC LEMANS | 4.1L L6 250 CID |
| | 1968-1978 | CHEVROLET CS31003 (MEX) | 5.7L V8 5700cc 350 CID |
| | 1968-1979 | OLDSMOBILE CUTLASS | 5.7L V8 350 CID |
| | 1968-1979 | PONTIAC FIREBIRD | 5.7L V8 350 CID |
| | 1969-1972 | GMC C25/C2500 SUBURBAN | 5.7L V8 350 CID |
| | 1969-1973 | CHEVROLET BLAZER | 5.0L V8 307 CID |
| | 1969-1973 | CHEVROLET BLAZER | 5.0L V8 5031cc 307 CID |
| | 1969-1974 | CHEVROLET BLAZER | 5.7L V8 350 CID |
| | 1969-1974 | CHEVROLET BLAZER | 5.7L V8 5736cc 350 CID |
| | 1969-1974 | CHEVROLET C10 PICKUP | 5.7L V8 350 CID |
| | 1969-1974 | CHEVROLET C10 PICKUP | 5.7L V8 5736cc 350 CID |
| | 1969-1974 | CHEVROLET C10 SUBURBAN | 5.7L V8 5736cc 350 CID |
| | 1969-1974 | CHEVROLET C20 PICKUP | 5.7L V8 350 CID |
| | 1969-1974 | CHEVROLET C20 PICKUP | 5.7L V8 5736cc 350 CID |
| | 1969-1974 | CHEVROLET C20 SUBURBAN | 5.7L V8 5736cc 350 CID |

| USMW | Years | Application | Engine |
|------|-----------|------------------------|------------------------|
| | 1969-1974 | CHEVROLET C30 PICKUP | 5.7L V8 350 CID |
| | 1969-1974 | CHEVROLET C30 PICKUP | 5.7L V8 5736cc 350 CID |
| | 1969-1974 | CHEVROLET IMPALA | 5.7L V8 5736cc 350 CID |
| | 1969-1974 | CHEVROLET K10 PICKUP | 5.7L V8 350 CID |
| | 1969-1974 | CHEVROLET K10 PICKUP | 5.7L V8 5736cc 350 CID |
| | 1969-1974 | CHEVROLET K10 SUBURBAN | 5.7L V8 5736cc 350 CID |
| | 1969-1974 | CHEVROLET K20 PICKUP | 5.7L V8 350 CID |
| | 1969-1974 | CHEVROLET K20 PICKUP | 5.7L V8 5736cc 350 CID |
| | 1969-1974 | CHEVROLET K20 SUBURBAN | 5.7L V8 5736cc 350 CID |
| | 1969-1974 | GMC C15/C1500 PICKUP | 5.7L V8 350 CID |
| | 1969-1974 | GMC C15/C1500 PICKUP | 5.7L V8 5736cc 350 CID |
| | 1969-1974 | GMC C15/C1500 SUBURBAN | 5.7L V8 350 CID |
| | 1969-1974 | GMC C15/C1500 SUBURBAN | 5.7L V8 5736cc 350 CID |
| | 1969-1974 | GMC C25/C2500 PICKUP | 5.7L V8 350 CID |
| | 1969-1974 | GMC C25/C2500 PICKUP | 5.7L V8 5736cc 350 CID |
| | 1969-1974 | GMC C25/C2500 SUBURBAN | 5.7L V8 350 CID |
| | 1969-1974 | GMC C35/C3500 PICKUP | 5.7L V8 350 CID |
| | 1969-1974 | GMC C35/C3500 PICKUP | 5.7L V8 5736cc 350 CID |
| | 1969-1974 | GMC K15/K1500 PICKUP | 5.7L V8 350 CID |
| | 1969-1974 | GMC K15/K1500 PICKUP | 5.7L V8 5736cc 350 CID |
| | 1969-1974 | GMC K15/K1500 SUBURBAN | 5.7L V8 350 CID |
| | 1969-1974 | GMC K15/K1500 SUBURBAN | 5.7L V8 5736cc 350 CID |
| | 1969-1974 | GMC K25/K2500 PICKUP | 5.7L V8 350 CID |
| | 1969-1974 | GMC K25/K2500 PICKUP | 5.7L V8 5736cc 350 CID |
| | 1969-1974 | GMC K25/K2500 SUBURBAN | 5.7L V8 350 CID |
| | 1969-1974 | GMC K25/K2500 SUBURBAN | 5.7L V8 5736cc 350 CID |
| | 1969-1974 | OLDSMOBILE DELTA 88 | 5.7L V8 5733cc 350 CID |
| | 1969-1974 | OLDSMOBILE DELTA 88 | 5.7L V8 5737cc 350 CID |
| | 1969-1974 | PLYMOUTH FURY | 7.2L V8 7211cc 440 CID |
| | 1969-1976 | CHEVROLET IMPALA | 5.7L V8 350 CID |
| | 1969-1978 | PLYMOUTH FURY | 6.3L V8 6277cc 383 CID |
| | 1969-1978 | PLYMOUTH FURY | 7.2L V8 440 CID |
| | 1969-1979 | CHEVROLET C10 SUBURBAN | 5.7L V8 350 CID |
| | 1969-1979 | CHEVROLET C20 SUBURBAN | 5.7L V8 350 CID |
| | 1969-1979 | CHEVROLET K10 SUBURBAN | 5.7L V8 350 CID |
| | 1969-1979 | CHEVROLET K20 SUBURBAN | 5.7L V8 350 CID |
| | 1969-1979 | OLDSMOBILE DELTA 88 | 5.7L V8 350 CID |
| | 1970-1971 | CHEVROLET BEL AIR | 6.6L V8 400 CID |
| | 1970-1971 | CHEVROLET BEL AIR | 6.6L V8 6555cc 400 CID |
| | 1970-1971 | CHEVROLET BEL AIR | 6.6L V8 6556cc 400 CID |
| | 1970-1971 | CHEVROLET BEL AIR | 6.6L V8 6588cc 402 CID |
| | 1970-1971 | CHEVROLET P20 VAN | 7.4L V8 454 CID |
| | 1970-1971 | CHEVROLET P20 VAN | 7.4L V8 7441cc 454 CID |
| | 1970-1971 | GMC P25/P2500 VAN | 7.4L V8 454 CID |
| | 1970-1971 | GMC P25/P2500 VAN | 7.4L V8 7441cc 454 CID |
| | 1970-1972 | BUICK GS 455 | 7.5L V8 455 CID |
| | 1970-1972 | BUICK GS 455 | 7.5L V8 7456cc 455 CID |
| | 1970-1972 | CHEVROLET BISCAYNE | 6.6L V8 400 CID |
| | 1970-1972 | CHEVROLET BISCAYNE | 6.6L V8 6555cc 400 CID |
| | 1970-1972 | CHEVROLET BISCAYNE | 6.6L V8 6556cc 400 CID |
| | 1970-1972 | CHEVROLET BISCAYNE | 6.6L V8 6588cc 402 CID |
| | 1970-1972 | CHEVROLET BISCAYNE | 7.4L V8 454 CID |
| | 1970-1972 | CHEVROLET BISCAYNE | 7.4L V8 7439cc 454 CID |
| | 1970-1972 | CHEVROLET BISCAYNE | 7.4L V8 7441cc 454 CID |
| | 1970-1972 | CHEVROLET C10 PICKUP | 6.6L V8 402 CID |
| | 1970-1972 | CHEVROLET C10 PICKUP | 6.6L V8 6588cc 402 CID |
| | 1970-1972 | CHEVROLET C10 SUBURBAN | 6.6L V8 402 CID |
| | 1970-1972 | CHEVROLET C10 SUBURBAN | 6.6L V8 6588cc 402 CID |
| | 1970-1972 | CHEVROLET C20 PICKUP | 6.6L V8 402 CID |
| | 1970-1972 | CHEVROLET C20 PICKUP | 6.6L V8 6588cc 402 CID |
| | 1970-1972 | CHEVROLET C20 SUBURBAN | 6.6L V8 402 CID |
| | 1970-1972 | CHEVROLET C20 SUBURBAN | 6.6L V8 6588cc 402 CID |
| | 1970-1972 | CHEVROLET C30 PICKUP | 6.6L V8 402 CID |
| | 1970-1972 | CHEVROLET C30 PICKUP | 6.6L V8 6588cc 402 CID |
| | 1970-1972 | CHEVROLET IMPALA | 6.6L V8 6588cc 402 CID |
| | 1970-1972 | CHEVROLET K10 PICKUP | 6.6L V8 6588cc 402 CID |
| | 1970-1972 | CHEVROLET K10 SUBURBAN | 6.6L V8 402 CID |
| | 1970-1972 | CHEVROLET K10 SUBURBAN | 6.6L V8 6588cc 402 CID |
| | 1970-1972 | CHEVROLET K20 PICKUP | 6.6L V8 6588cc 402 CID |

| USMW | Years | Application | Engine |
|-------|-----------|--------------------------|------------------------|
| 22045 | 1970-1972 | CHEVROLET K20 SUBURBAN | 6.6L V8 6588cc 402 CID |
| | 1970-1972 | CHEVROLET MONTE CARLO | 6.6L V8 402 CID |
| | 1970-1972 | CHEVROLET MONTE CARLO | 6.6L V8 6588cc 402 CID |
| | 1970-1972 | GMC C15/C1500 PICKUP | 6.6L V8 402 CID |
| | 1970-1972 | GMC C15/C1500 PICKUP | 6.6L V8 6588cc 402 CID |
| | 1970-1972 | GMC C15/C1500 SUBURBAN | 6.6L V8 402 CID |
| | 1970-1972 | GMC C15/C1500 SUBURBAN | 6.6L V8 6588cc 402 CID |
| | 1970-1972 | GMC C25/C2500 PICKUP | 6.6L V8 402 CID |
| | 1970-1972 | GMC C25/C2500 PICKUP | 6.6L V8 6588cc 402 CID |
| | 1970-1972 | GMC C25/C2500 SUBURBAN | 6.6L V8 402 CID |
| | 1970-1972 | GMC C25/C2500 SUBURBAN | 6.6L V8 6588cc 402 CID |
| | 1970-1972 | GMC C35/C3500 PICKUP | 6.6L V8 402 CID |
| | 1970-1972 | GMC C35/C3500 PICKUP | 6.6L V8 6588cc 402 CID |
| | 1970-1972 | GMC JIMMY | 5.0L V8 307 CID |
| | 1970-1972 | GMC K15/K1500 PICKUP | 6.6L V8 6588cc 402 CID |
| | 1970-1972 | GMC K15/K1500 SUBURBAN | 6.6L V8 402 CID |
| | 1970-1972 | GMC K15/K1500 SUBURBAN | 6.6L V8 6588cc 402 CID |
| | 1970-1972 | GMC K25/K2500 PICKUP | 6.6L V8 6588cc 402 CID |
| | 1970-1972 | GMC K25/K2500 SUBURBAN | 6.6L V8 6588cc 402 CID |
| | 1970-1972 | OLDSMOBILE F85 | 7.5L V8 455 CID |
| | 1970-1972 | OLDSMOBILE F85 | 7.5L V8 7456cc 455 CID |
| | 1970-1973 | GMC JIMMY | 5.0L V8 5031cc 307 CID |
| | 1970-1973 | PLYMOUTH FURY | 5.2L V8 5212cc 318 CID |
| | 1970-1973 | PONTIAC GTO | 7.5L V8 455 CID |
| | 1970-1973 | PONTIAC GTO | 7.5L V8 7456cc 455 CID |
| | 1970-1974 | CADILLAC ELDORADO | 8.2L V8 8193cc 500 CID |
| | 1970-1974 | CHEVROLET BEL AIR | 7.4L V8 7439cc 454 CID |
| | 1970-1974 | CHEVROLET BEL AIR | 7.4L V8 7441cc 454 CID |
| | 1970-1974 | CHEVROLET IMPALA | 6.6L V8 6555cc 400 CID |
| | 1970-1974 | CHEVROLET IMPALA | 6.6L V8 6556cc 400 CID |
| | 1970-1974 | CHEVROLET IMPALA | 7.4L V8 7439cc 454 CID |
| | 1970-1974 | CHEVROLET IMPALA | 7.4L V8 7441cc 454 CID |
| | 1970-1974 | CHEVROLET MONTE CARLO | 6.6L V8 6555cc 400 CID |
| | 1970-1974 | CHEVROLET MONTE CARLO | 6.6L V8 6556cc 400 CID |
| | 1970-1974 | CHEVROLET MONTE CARLO | 7.4L V8 7439cc 454 CID |
| | 1970-1974 | CHEVROLET P20 VAN | 5.7L V8 350 CID |
| | 1970-1974 | CHEVROLET P30 VAN | 5.7L V8 350 CID |
| | 1970-1974 | CHEVROLET P30 VAN | 7.4L V8 454 CID |
| | 1970-1974 | CHEVROLET P30 VAN | 7.4L V8 7441cc 454 CID |
| | 1970-1974 | GMC JIMMY | 5.7L V8 5736cc 350 CID |
| | 1970-1974 | GMC K35/K3500 PICKUP | 5.7L V8 350 CID |
| | 1970-1974 | GMC K35/K3500 PICKUP | 5.7L V8 5736cc 350 CID |
| | 1970-1974 | GMC P25/P2500 VAN | 4.8L L6 292 CID |
| | 1970-1974 | GMC P25/P2500 VAN | 5.7L V8 350 CID |
| | 1970-1974 | GMC P35/P3500 VAN | 4.8L L6 292 CID |
| | 1970-1974 | GMC P35/P3500 VAN | 5.7L V8 350 CID |
| | 1970-1974 | GMC P35/P3500 VAN | 7.4L V8 454 CID |
| | 1970-1974 | GMC P35/P3500 VAN | 7.4L V8 7441cc 454 CID |
| | 1970-1974 | OLDSMOBILE CUTLASS | 7.5L V8 7456cc 455 CID |
| | 1970-1974 | OLDSMOBILE VISTA CRUISER | 7.5L V8 7456cc 455 CID |
| | 1970-1974 | PLYMOUTH FURY | 7.2L V8 7212cc 440 CID |
| | 1970-1974 | PONTIAC BONNEVILLE | 5.7L V8 5733cc 350 CID |
| | 1970-1974 | PONTIAC BONNEVILLE | 7.5L V8 7456cc 455 CID |
| | 1970-1974 | PONTIAC CATALINA | 5.7L V8 5733cc 350 CID |
| | 1970-1974 | PONTIAC CATALINA | 7.5L V8 7456cc 455 CID |
| | 1970-1974 | PONTIAC GRAND PRIX | 7.5L V8 7456cc 455 CID |
| | 1970-1974 | PONTIAC LEMANS | 7.5L V8 455 CID |
| | 1970-1974 | PONTIAC LEMANS | 7.5L V8 7456cc 455 CID |
| | 1970-1974 | PONTIAC PARISIENNE | 7.5L V8 7456cc 455 CID |
| | 1970-1975 | CHEVROLET BEL AIR | 7.4L V8 454 CID |
| | 1970-1975 | CHEVROLET MONTE CARLO | 6.6L V8 400 CID |
| | 1970-1975 | CHEVROLET MONTE CARLO | 7.4L V8 454 CID |
| | 1970-1975 | OLDSMOBILE VISTA CRUISER | 7.5L V8 455 CID |
| | 1970-1976 | CADILLAC ELDORADO | 8.2L V8 500 CID |
| | 1970-1976 | CHEVROLET IMPALA | 6.6L V8 400 CID |
| | 1970-1976 | CHEVROLET IMPALA | 7.4L V8 454 CID |
| | 1970-1976 | OLDSMOBILE CUTLASS | 7.5L V8 455 CID |
| | 1970-1976 | PONTIAC BONNEVILLE | 7.5L V8 455 CID |
| | 1970-1976 | PONTIAC CATALINA | 7.5L V8 455 CID |

| USMW | Years | Application | Engine |
|------|-----------|---------------------------|------------------------|
| | 1970-1976 | PONTIAC GRAND PRIX | 7.5L V8 455 CID |
| | 1970-1979 | GMC JIMMY | 5.7L V8 350 CID |
| | 1971-1972 | CHEVROLET BISCAYNE | 6.6L V8 402 CID |
| | 1971-1972 | CHEVROLET IMPALA | 6.6L V8 402 CID |
| | 1971-1972 | GMC SPRINT | 6.6L V8 6555cc 400 CID |
| | 1971-1972 | GMC SPRINT | 6.6L V8 6588cc 402 CID |
| | 1971-1973 | BUICK CENTURION | 7.5L V8 455 CID |
| | 1971-1973 | BUICK CENTURION | 7.5L V8 7456cc 455 CID |
| | 1971-1973 | PONTIAC VENTURA | 5.0L V8 5031cc 307 CID |
| | 1971-1974 | GMC SPRINT | 7.4L V8 454 CID |
| | 1971-1974 | GMC SPRINT | 7.4L V8 7439cc 454 CID |
| | 1971-1974 | GMC SPRINT | 7.4L V8 7441cc 454 CID |
| | 1971-1974 | OLDSMOBILE CUSTOM CRUISER | 7.5L V8 7456cc 455 CID |
| | 1971-1974 | PONTIAC FIREBIRD | 7.5L V8 455 CID |
| | 1971-1974 | PONTIAC FIREBIRD | 7.5L V8 7456cc 455 CID |
| | 1971-1974 | PONTIAC GRAND SAFARI | 7.5L V8 7456cc 455 CID |
| | 1971-1974 | PONTIAC GRANDVILLE | 7.5L V8 455 CID |
| | 1971-1974 | PONTIAC GRANDVILLE | 7.5L V8 7456cc 455 CID |
| | 1971-1974 | PONTIAC LAURENTIAN | 7.5L V8 7456cc 455 CID |
| | 1971-1974 | PONTIAC VENTURA | 5.7L V8 5733cc 350 CID |
| | 1971-1975 | GMC SPRINT | 6.6L V8 402 CID |
| | 1971-1975 | PONTIAC GRANDVILLE | 7.5L V8 455 CID |
| | 1971-1976 | OLDSMOBILE CUSTOM CRUISER | 7.5L V8 455 CID |
| | 1971-1976 | PONTIAC FIREBIRD | 7.5L V8 455 CID |
| | 1971-1976 | PONTIAC GRAND SAFARI | 7.5L V8 455 CID |
| | 1971-1978 | PLYMOUTH FURY | 6.3L V8 6277cc 383 CID |
| | 1972-1968 | CHEVROLET C30 | 5.7L V8 5736cc 350 CID |
| | 1972-1973 | JEEP J-100 | 5.9L V8 5899cc 360 CID |
| | 1972-1973 | JEEP J-PICKUP | 5.9L V8 5900cc 360 CID |
| | 1972-1973 | OLDSMOBILE 98 | 5.7L V8 5733cc 350 CID |
| | 1972-1973 | OLDSMOBILE 98 | 5.7L V8 5737cc 350 CID |
| | 1972-1973 | PLYMOUTH FURY | 5.2L V8 5212cc 318 CID |
| | 1972-1973 | PONTIAC CATALINA | 5.7L V8 5737cc 350 CID |
| | 1972-1973 | PONTIAC LEMANS | 7.5L V8 7457cc 455 CID |
| | 1972-1974 | CADILLAC ELDORADO | 8.2L V8 8195cc 500 CID |
| | 1972-1974 | CHEVROLET C10 PICKUP | 5.7L V8 5737cc 350 CID |
| | 1972-1974 | CHEVROLET C30 PICKUP | 4.1L L6 4098cc 250 CID |
| | 1972-1974 | CHEVROLET IMPALA | 5.7L V8 5737cc 350 CID |
| | 1972-1974 | GMC C15/C1500 PICKUP | 5.7L V8 5737cc 350 CID |
| | 1972-1974 | GMC C25/C2500 PICKUP | 4.1L L6 4098cc 250 CID |
| | 1972-1974 | GMC C25/C2500 SUBURBAN | 4.1L L6 4098cc 250 CID |
| | 1972-1974 | GMC C25/C2500 SUBURBAN | 5.7L V8 5737cc 350 CID |
| | 1972-1974 | GMC C35/C3500 PICKUP | 4.1L L6 4098cc 250 CID |
| | 1972-1974 | GMC SPRINT | 7.4L V8 454 CID |
| | 1972-1974 | GMC SPRINT | 7.4L V8 7439cc 454 CID |
| | 1972-1974 | GMC SPRINT | 7.4L V8 7441cc 454 CID |
| | 1972-1974 | OLDSMOBILE CUSTOM CRUISER | 7.5L V8 7457cc 455 CID |
| | 1972-1974 | OLDSMOBILE DELTA 88 | 7.5L V8 7457cc 455 CID |
| | 1972-1974 | PLYMOUTH GRAN FURY | 7.2L V8 7211cc 440 CID |
| | 1972-1974 | PLYMOUTH GRAN FURY | 7.2L V8 7212cc 440 CID |
| | 1972-1974 | PONTIAC BONNEVILLE | 6.6L V8 6556cc 400 CID |
| | 1972-1974 | PONTIAC CATALINA | 6.6L V8 6556cc 400 CID |
| | 1972-1974 | PONTIAC CATALINA | 7.5L V8 7457cc 455 CID |
| | 1972-1974 | PONTIAC FIREBIRD | 5.7L V8 5737cc 350 CID |
| | 1972-1974 | PONTIAC GRAND PRIX | 6.6L V8 6556cc 400 CID |
| | 1972-1974 | PONTIAC GRAND SAFARI | 7.5L V8 7457cc 455 CID |
| | 1972-1974 | PONTIAC GRANDVILLE | 7.5L V8 7457cc 455 CID |
| | 1972-1974 | PONTIAC LEMANS | 5.7L V8 5737cc 350 CID |
| | 1972-1974 | PONTIAC VENTURA | 5.7L V8 5737cc 350 CID |
| | 1972-1975 | PONTIAC LEMANS | 6.6L V8 6556cc 400 CID |
| | 1972-1977 | PLYMOUTH GRAN FURY | 7.2L V8 440 CID |
| | 1972-1977 | PONTIAC LEMANS | 6.6L V8 400 CID |
| | 1972-1978 | PLYMOUTH FURY | 5.9L V8 5900cc 360 CID |
| | 1972-1979 | OLDSMOBILE 98 | 5.7L V8 350 CID |
| | 1972-1979 | PONTIAC LEMANS | 5.7L V8 350 CID |
| | 1973-1974 | BUICK APOLLO | 4.1L L6 4097cc 250 CID |
| | 1973-1974 | BUICK APOLLO | 4.1L L6 4098cc 250 CID |
| | 1973-1974 | BUICK APOLLO | 5.7L V8 5736cc 350 CID |
| | 1973-1974 | CHEVROLET BLAZER | 5.7L V8 5737cc 350 CID |

FAN CLUTCHES

| USMW | Years | Application | Engine |
|-------|-----------|------------------------|------------------------|
| 22045 | 1973-1974 | CHEVROLET BLAZER | 7.4L V8 7439cc 454 CID |
| | 1973-1974 | CHEVROLET C10 PICKUP | 7.4L V8 454 CID |
| | 1973-1974 | CHEVROLET C10 PICKUP | 7.4L V8 7439cc 454 CID |
| | 1973-1974 | CHEVROLET C10 PICKUP | 7.4L V8 7441cc 454 CID |
| | 1973-1974 | CHEVROLET C10 SUBURBAN | 7.4L V8 7439cc 454 CID |
| | 1973-1974 | CHEVROLET C10 SUBURBAN | 7.4L V8 7441cc 454 CID |
| | 1973-1974 | CHEVROLET C20 PICKUP | 7.4L V8 454 CID |
| | 1973-1974 | CHEVROLET C20 PICKUP | 7.4L V8 7439cc 454 CID |
| | 1973-1974 | CHEVROLET C20 PICKUP | 7.4L V8 7441cc 454 CID |
| | 1973-1974 | CHEVROLET C20 SUBURBAN | 7.4L V8 7439cc 454 CID |
| | 1973-1974 | CHEVROLET C20 SUBURBAN | 7.4L V8 7441cc 454 CID |
| | 1973-1974 | CHEVROLET C30 PICKUP | 4.8L L6 4786cc 292 CID |
| | 1973-1974 | CHEVROLET C30 PICKUP | 7.4L V8 454 CID |
| | 1973-1974 | CHEVROLET C30 PICKUP | 7.4L V8 7439cc 454 CID |
| | 1973-1974 | CHEVROLET C30 PICKUP | 7.4L V8 7441cc 454 CID |
| | 1973-1974 | CHEVROLET G10 VAN | 7.4L V8 454 CID |
| | 1973-1974 | CHEVROLET G10 VAN | 7.4L V8 7441cc 454 CID |
| | 1973-1974 | CHEVROLET G20 VAN | 7.4L V8 454 CID |
| | 1973-1974 | CHEVROLET G20 VAN | 7.4L V8 7439cc 454 CID |
| | 1973-1974 | CHEVROLET G20 VAN | 7.4L V8 7441cc 454 CID |
| | 1973-1974 | CHEVROLET K10 PICKUP | 7.4L V8 7439cc 454 CID |
| | 1973-1974 | CHEVROLET K10 SUBURBAN | 7.4L V8 7439cc 454 CID |
| | 1973-1974 | CHEVROLET K20 PICKUP | 7.4L V8 454 CID |
| | 1973-1974 | CHEVROLET K20 PICKUP | 7.4L V8 7439cc 454 CID |
| | 1973-1974 | CHEVROLET K20 PICKUP | 7.4L V8 7441cc 454 CID |
| | 1973-1974 | CHEVROLET K20 SUBURBAN | 7.4L V8 7439cc 454 CID |
| | 1973-1974 | CHEVROLET LAGUNA | 6.6L V8 6556cc 400 CID |
| | 1973-1974 | CHEVROLET LAGUNA | 7.4L V8 7439cc 454 CID |
| | 1973-1974 | CHEVROLET LAGUNA | 7.4L V8 7441cc 454 CID |
| | 1973-1974 | CHEVROLET P20 VAN | 4.8L L6 4786cc 292 CID |
| | 1973-1974 | DODGE D100 PICKUP | 7.2L V8 440 CID |
| | 1973-1974 | DODGE D100 PICKUP | 7.2L V8 7211cc 440 CID |
| | 1973-1974 | DODGE D100 PICKUP | 7.2L V8 7212cc 440 CID |
| | 1973-1974 | GMC C15/C1500 PICKUP | 7.4L V8 454 CID |
| | 1973-1974 | GMC C15/C1500 PICKUP | 7.4L V8 7439cc 454 CID |
| | 1973-1974 | GMC C15/C1500 PICKUP | 7.4L V8 7441cc 454 CID |
| | 1973-1974 | GMC C15/C1500 SUBURBAN | 7.4L V8 454 CID |
| | 1973-1974 | GMC C15/C1500 SUBURBAN | 7.4L V8 7439cc 454 CID |
| | 1973-1974 | GMC C15/C1500 SUBURBAN | 7.4L V8 7441cc 454 CID |
| | 1973-1974 | GMC C25/C2500 PICKUP | 4.8L L6 4786cc 292 CID |
| | 1973-1974 | GMC C25/C2500 PICKUP | 7.4L V8 454 CID |
| | 1973-1974 | GMC C25/C2500 PICKUP | 7.4L V8 7439cc 454 CID |
| | 1973-1974 | GMC C25/C2500 PICKUP | 7.4L V8 7441cc 454 CID |
| | 1973-1974 | GMC C25/C2500 SUBURBAN | 4.8L L6 4786cc 292 CID |
| | 1973-1974 | GMC C25/C2500 SUBURBAN | 7.4L V8 7439cc 454 CID |
| | 1973-1974 | GMC C35/C3500 PICKUP | 4.8L L6 4786cc 292 CID |
| | 1973-1974 | GMC C35/C3500 PICKUP | 7.4L V8 454 CID |
| | 1973-1974 | GMC C35/C3500 PICKUP | 7.4L V8 7439cc 454 CID |
| | 1973-1974 | GMC C35/C3500 PICKUP | 7.4L V8 7441cc 454 CID |
| | 1973-1974 | GMC JIMMY | 7.4L V8 7439cc 454 CID |
| | 1973-1974 | GMC K15/K1500 PICKUP | 7.4L V8 7439cc 454 CID |
| | 1973-1974 | GMC K15/K1500 SUBURBAN | 7.4L V8 7439cc 454 CID |
| | 1973-1974 | GMC K25/K2500 PICKUP | 7.4L V8 454 CID |
| | 1973-1974 | GMC K25/K2500 PICKUP | 7.4L V8 7439cc 454 CID |
| | 1973-1974 | GMC K25/K2500 SUBURBAN | 7.4L V8 7439cc 454 CID |
| | 1973-1974 | GMC P25/P2500 VAN | 4.8L L6 4786cc 292 CID |
| | 1973-1974 | GMC P35/P3500 VAN | 4.8L L6 4786cc 292 CID |
| | 1973-1974 | OLDSMOBILE OMEGA | 5.7L V8 5733cc 350 CID |
| | 1973-1974 | PONTIAC BONNEVILLE | 7.5L V8 7457cc 455 CID |
| | 1973-1974 | PONTIAC GRAND AM | 5.7L V8 5733cc 350 CID |
| | 1973-1974 | PONTIAC GRAND AM | 6.6L V8 6556cc 400 CID |
| | 1973-1974 | PONTIAC GRAND AM | 7.5L V8 7456cc 455 CID |
| | 1973-1975 | BUICK APOLLO | 4.1L L6 250 CID |
| | 1973-1975 | BUICK APOLLO | 5.7L V8 350 CID |
| | 1973-1975 | CHEVROLET LAGUNA | 7.4L V8 454 CID |
| | 1973-1975 | PONTIAC GRAND AM | 7.5L V8 455 CID |
| | 1973-1975 | PONTIAC LEMANS | 6.6L V8 6556cc 400 CID |
| | 1973-1976 | GMC JIMMY | 7.4L V8 454 CID |

| USMW | Years | Application | Engine |
|------|-----------|------------------------|------------------------|
| | 1973-1978 | PLYMOUTH FURY | 5.9L V8 5900cc 360 CID |
| | 1973-1979 | CHEVROLET C10 SUBURBAN | 7.4L V8 454 CID |
| | 1973-1979 | CHEVROLET C20 SUBURBAN | 7.4L V8 454 CID |
| | 1973-1979 | OLDSMOBILE OMEGA | 5.7L V8 350 CID |
| | 1974-1975 | CHEVROLET LAGUNA | 6.6L V8 400 CID |
| | 1974-1978 | DODGE RAMCHARGER | 7.2L V8 440 CID |
| | 1974-1978 | PLYMOUTH FURY | 5.9L V8 5900cc 360 CID |
| | 1975-1964 | DODGE CORONET | 6.6L V8 6556cc 400 CID |
| | 1975-1974 | FORD F100 | 5.0L V8 4950cc 302 CID |
| | 1975-1976 | BUICK SKYLARK | 4.3L V8 260 CID |
| | 1975-1976 | CADILLAC CALAIS | 8.2L V8 500 CID |
| | 1975-1976 | CADILLAC DEVILLE | 8.2L V8 500 CID |
| | 1975-1976 | CHEVROLET G30 | 7.4L V8 454 CID |
| | 1975-1976 | CHEVROLET LAGUNA | 6.6L V8 400 CID |
| | 1975-1976 | PONTIAC GRAND LEMANS | 7.5L V8 455 CID |
| | 1975-1976 | PONTIAC VENTURA | 4.3L V8 260 CID |
| | 1975-1977 | PONTIAC GRAND LEMANS | 6.6L V8 400 CID |
| | 1975-1977 | PONTIAC GRAND PRIX | 6.6L V8 400 CID |
| | 1975-1977 | PONTIAC VENTURA | 5.7L V8 350 CID |
| | 1975-1978 | CHEVROLET P10 | 5.7L V8 350 CID |
| | 1975-1978 | DODGE D100 | 7.2L V8 440 CID |
| | 1975-1978 | DODGE D200 | 7.2L V8 440 CID |
| | 1975-1978 | DODGE D300 | 7.2L V8 440 CID |
| | 1975-1978 | GMC C25 | 5.7L V8 350 CID |
| | 1975-1978 | GMC C25 | 7.4L V8 454 CID |
| | 1975-1978 | GMC G2500 | 6.6L V8 6556cc 400 CID |
| | 1975-1978 | GMC G35 | 6.6L V8 400 CID |
| | 1975-1978 | GMC P1500 VAN | 4.8L L6 4786cc 292 CID |
| | 1975-1978 | GMC P2500 VAN | 4.8L L6 4786cc 292 CID |
| | 1975-1978 | GMC P2500 VAN | 5.7L V8 5736cc 350 CID |
| | 1975-1978 | GMC P3500 VAN | 4.8L L6 4786cc 292 CID |
| | 1975-1978 | GMC P3500 VAN | 5.7L V8 5736cc 350 CID |
| | 1975-1978 | PLYMOUTH FURY | 5.9L V8 5900cc 360 CID |
| | 1975-1978 | PONTIAC BONNEVILLE | 6.6L V8 400 CID |
| | 1975-1978 | PONTIAC CATALINA | 6.6L V8 400 CID |
| | 1975-1979 | CHEVROLET C10 | 5.7L V8 350 CID |
| | 1975-1979 | CHEVROLET C10 | 7.4L V8 454 CID |
| | 1975-1979 | CHEVROLET C20 | 5.7L V8 350 CID |
| | 1975-1979 | CHEVROLET C30 | 4.1L L6 250 CID |
| | 1975-1979 | CHEVROLET C30 | 4.8L L6 292 CID |
| | 1975-1979 | CHEVROLET C30 | 5.7L V8 350 CID |
| | 1975-1979 | CHEVROLET C30 | 7.4L V8 454 CID |
| | 1975-1979 | CHEVROLET K10 | 5.7L V8 350 CID |
| | 1975-1979 | CHEVROLET K10 | 6.6L V8 400 CID |
| | 1975-1979 | CHEVROLET K10 SUBURBAN | 6.6L V8 400 CID |
| | 1975-1979 | CHEVROLET K20 | 5.7L V8 350 CID |
| | 1975-1979 | CHEVROLET K20 | 6.6L V8 400 CID |
| | 1975-1979 | CHEVROLET K20 SUBURBAN | 6.6L V8 400 CID |
| | 1975-1979 | CHEVROLET K5 BLAZER | 5.7L V8 350 CID |
| | 1975-1979 | CHEVROLET K5 BLAZER | 6.6L V8 400 CID |
| | 1975-1979 | CHEVROLET P10 | 4.8L L6 292 CID |
| | 1975-1979 | CHEVROLET P20 VAN | 4.8L L6 4786cc 292 CID |
| | 1975-1979 | CHEVROLET P20 VAN | 5.7L V8 5736cc 350 CID |
| | 1975-1979 | CHEVROLET P30 | 4.8L L6 292 CID |
| | 1975-1979 | CHEVROLET P30 | 5.7L V8 350 CID |
| | 1975-1979 | CHEVROLET P30 | 7.4L V8 454 CID |
| | 1975-1979 | GMC JIMMY | 6.6L V8 400 CID |
| | 1975-1980 | CHEVROLET G20 | 6.6L V8 400 CID |
| | 1975-1980 | CHEVROLET G30 | 6.6L V8 400 CID |
| | 1975-1986 | CHEVROLET C20 | 7.4L V8 454 CID |
| | 1975-1997 | DODGE MONACO | 6.6L V8 6556cc 400 CID |
| | 1976-1977 | FORD F-150 | 5.0L V8 302 CID |
| | 1976-1977 | OLDSMOBILE OMEGA | 5.7L V8 350 CID |
| | 1976-1977 | PLYMOUTH FURY | 5.2L V8 5212cc 318 CID |
| | 1976-1977 | PONTIAC GRAND PRIX | 5.7L V8 350 CID |
| | 1976-1978 | CHEVROLET K20 | 7.4L V8 454 CID |
| | 1976-1978 | CHEVROLET K5 BLAZER | 7.4L V8 454 CID |
| | 1976-1978 | GMC C25 | 6.6L V8 400 CID |
| | 1976-1978 | GMC G35 | 6.6L V8 400 CID |

| USMW | Years | Application | Engine |
|-------|-----------|---------------------------|------------------------|
| 22045 | 1976-1978 | OLDSMOBILE OMEGA | 5.7L V8 350 CID |
| | 1976-1978 | PLYMOUTH PB200 | 7.2L V8 440 CID |
| | 1976-1978 | PLYMOUTH PB300 | 7.2L V8 440 CID |
| | 1976-1978 | PONTIAC GRAND SAFARI | 6.6L V8 400 CID |
| | 1976-1979 | CHEVROLET C10 | 6.6L V8 400 CID |
| | 1976-1979 | CHEVROLET C20 | 6.6L V8 400 CID |
| | 1976-1979 | CHEVROLET C20 SUBURBAN | 6.6L V8 400 CID |
| | 1976-1979 | CHEVROLET C30 | 6.6L V8 400 CID |
| | 1976-1979 | CHEVROLET K10 | 7.4L V8 454 CID |
| | 1976-1979 | CHEVROLET P20 VAN | 7.4L V8 7441cc 454 CID |
| | 1976-1979 | FORD F100 | 5.0L V8 4949cc 302 CID |
| | 1976-1979 | GMC G1500 | 6.6L V8 6556cc 400 CID |
| | 1976-1979 | OLDSMOBILE OMEGA | 5.7L V8 350 CID |
| | 1976-1979 | PONTIAC CATALINA | 5.7L V8 350 CID |
| | 1977-1978 | BUICK LESABRE | 6.6L V8 403 CID |
| | 1977-1978 | BUICK RIVIERA | 6.6L V8 403 CID |
| | 1977-1978 | CHEVROLET G20 | 5.0L V8 305 CID |
| | 1977-1978 | CHEVROLET K20 | 5.0L V8 305 CID |
| | 1977-1978 | CHEVROLET K20 SUBURBAN | 5.0L V8 305 CID |
| | 1977-1978 | FORD F100 | 5.8L V8 5752cc 351 CID |
| | 1977-1978 | FORD F100 | 6.6L V8 6556cc 400 CID |
| | 1977-1978 | GMC K35 | 5.7L V8 350 CID |
| | 1977-1978 | GMC K35 | 6.6L V8 400 CID |
| | 1977-1978 | OLDSMOBILE TORONADO | 6.6L V8 403 CID |
| | 1977-1978 | PONTIAC GRAND SAFARI | 6.6L V8 403 CID |
| | 1977-1979 | BUICK ELECTRA | 6.6L V8 403 CID |
| | 1977-1979 | BUICK ESTATE WAGON | 6.6L V8 403 CID |
| | 1977-1979 | CHEVROLET C10 | 5.0L V8 305 CID |
| | 1977-1979 | CHEVROLET C10 SUBURBAN | 5.0L V8 305 CID |
| | 1977-1979 | CHEVROLET C20 | 5.0L V8 305 CID |
| | 1977-1979 | CHEVROLET C20 SUBURBAN | 5.0L V8 305 CID |
| | 1977-1979 | CHEVROLET K10 | 5.0L V8 305 CID |
| | 1977-1979 | CHEVROLET K10 SUBURBAN | 5.0L V8 305 CID |
| | 1977-1979 | CHEVROLET K30 | 5.7L V8 350 CID |
| | 1977-1979 | CHEVROLET K30 | 6.6L V8 400 CID |
| | 1977-1979 | CHEVROLET K5 BLAZER | 5.0L V8 305 CID |
| | 1977-1979 | DODGE CB300 | 7.2L V8 440 CID |
| | 1977-1979 | GMC JIMMY | 5.0L V8 305 CID |
| | 1977-1979 | OLDSMOBILE 98 | 6.6L V8 403 CID |
| | 1977-1979 | OLDSMOBILE CUSTOM CRUISER | 5.7L V8 350 CID |
| | 1977-1979 | OLDSMOBILE CUSTOM CRUISER | 6.6L V8 403 CID |
| | 1977-1979 | OLDSMOBILE DELTA 88 | 4.3L V8 260 CID |
| | 1977-1979 | OLDSMOBILE DELTA 88 | 6.6L V8 403 CID |
| | 1977-1979 | PONTIAC BONNEVILLE | 4.9L V8 301 CID |
| | 1977-1979 | PONTIAC BONNEVILLE | 5.7L V8 350 CID |
| | 1977-1979 | PONTIAC BONNEVILLE | 6.6L V8 403 CID |
| | 1977-1979 | PONTIAC CATALINA | 4.9L V8 301 CID |
| | 1977-1979 | PONTIAC CATALINA | 6.6L V8 403 CID |
| | 1977-1979 | PONTIAC FIREBIRD | 4.9L V8 301 CID |
| | 1977-1979 | PONTIAC FIREBIRD | 5.0L V8 305 CID |
| | 1977-1979 | PONTIAC FIREBIRD | 6.6L V8 403 CID |
| | 1977-1979 | PONTIAC GRAND PRIX | 4.9L V8 301 CID |
| | 1977-1979 | PONTIAC LEMANS | 4.9L V8 301 CID |
| | 1977-1979 | PONTIAC LEMANS | 5.0L V8 305 CID |
| | 1977-1982 | FORD F150 | 5.8L V8 5752cc 351 CID |
| | 1978-1966 | OLDSMOBILE CUTLASS | 5.7L V8 5736cc 350 CID |
| | 1978-1979 | BUICK ELECTRA | 5.7L V8 350 CID |
| | 1978-1979 | CHEVROLET C10 | 5.7L V8 5736cc 350 CID |
| | 1978-1979 | CHEVROLET C30 | 5.0L V8 305 CID |
| | 1978-1979 | FORD F-150 | 5.8L V8 351 CID |
| | 1978-1979 | OLDSMOBILE OMEGA | 5.7L V8 350 CID |
| | 1978-1979 | PONTIAC GRAND AM | 4.9L V8 301 CID |
| | 1978-1979 | PONTIAC GRAND AM | 5.0L V8 305 CID |
| | 1978-1979 | PONTIAC GRAND PRIX | 5.0L V8 305 CID |
| | 1978-1981 | FORD F-150 | 5.0L V8 302 CID |
| | 1978-1982 | FORD F-150 | 5.0L V8 302 CID |
| | 1978-1985 | CHEVROLET G30 | 5.0L V8 305 CID |
| | 1979-1966 | OLDSMOBILE CUTLASS | 5.7L V8 5736cc 350 CID |
| | 1979-1974 | FORD F100 | 6.6L V8 6556cc 400 CID |

| USMW | Years | Application | Engine |
|------|-----------|---------------------------------|------------------------|
| | 1979-1980 | GMC G2500 | 6.6L V8 400 CID |
| | 1979-1980 | GMC G3500 | 6.6L V8 400 CID |
| | 1979-1980 | GMC P1500 | 4.8L L6 292 CID |
| | 1979-1987 | CHEVROLET C30 (MEX) | 5.7L V8 5700cc 350 CID |
| | 1980-1978 | GMC C3500 (MEX) | 5.7L V8 5700cc 350 CID |
| | 1980-1981 | BUICK LESABRE | 5.7L V8 350 CID |
| | 1980-1981 | CHEVROLET CAMARO | 3.8L V6 229 CID |
| | 1980-1981 | CHEVROLET CAMARO | 5.7L V8 350 CID |
| | 1980-1981 | CHEVROLET CAPRICE | 3.8L V6 229 CID |
| | 1980-1981 | CHEVROLET CAPRICE | 4.4L V8 267 CID |
| | 1980-1981 | CHEVROLET CAPRICE | 5.0L V8 305 CID |
| | 1980-1981 | CHEVROLET EL CAMINO | 4.4L V8 267 CID |
| | 1980-1981 | CHEVROLET EL CAMINO | 5.0L V8 305 CID |
| | 1980-1981 | CHEVROLET G10 | 4.1L L6 250 CID |
| | 1980-1981 | CHEVROLET G20 | 4.1L L6 250 CID |
| | 1980-1981 | CHEVROLET IMPALA | 3.8L V6 229 CID |
| | 1980-1981 | CHEVROLET IMPALA | 4.4L V8 267 CID |
| | 1980-1981 | CHEVROLET IMPALA | 5.0L V8 305 CID |
| | 1980-1981 | CHEVROLET K5 BLAZER | 5.0L V8 305 CID |
| | 1980-1981 | CHEVROLET K5 BLAZER | 5.7L V8 350 CID |
| | 1980-1981 | CHEVROLET MALIBU | 4.4L V8 267 CID |
| | 1980-1981 | CHEVROLET MALIBU | 5.0L V8 305 CID |
| | 1980-1981 | CHEVROLET MALIBU | 5.7L V8 350 CID |
| | 1980-1981 | CHEVROLET MONTE CARLO | 4.4L V8 267 CID |
| | 1980-1981 | CHEVROLET MONTE CARLO | 5.0L V8 305 CID |
| | 1980-1981 | CHEVROLET P20 | 5.7L V8 350 CID |
| | 1980-1981 | CHEVROLET P30 | 5.7L V8 350 CID |
| | 1980-1981 | DODGE D150 | 5.2L V8 5211cc 318 CID |
| | 1980-1981 | DODGE D150 | 5.9L V8 360 CID |
| | 1980-1981 | DODGE D400 | 5.9L V8 360 CID |
| | 1980-1981 | DODGE D450 | 5.9L V8 360 CID |
| | 1980-1981 | DODGE MIRADA | 5.2L V8 318 CID |
| | 1980-1981 | DODGE RAMCHARGER | 5.9L V8 360 CID |
| | 1980-1981 | DODGE W150 | 5.2L V8 5211cc 318 CID |
| | 1980-1981 | DODGE W150 | 5.9L V8 360 CID |
| | 1980-1981 | FORD BRONCO | 5.0L V8 302 CID |
| | 1980-1981 | FORD BRONCO | 5.8L V8 351 CID |
| | 1980-1981 | FORD E-150 ECONOLINE | 5.0L V8 302 CID |
| | 1980-1981 | FORD E-150 ECONOLINE CLUB WAGON | 5.0L V8 302 CID |
| | 1980-1981 | FORD E-250 ECONOLINE | 5.0L V8 302 CID |
| | 1980-1981 | FORD E-350 ECONOLINE | 5.0L V8 302 CID |
| | 1980-1981 | FORD F-100 | 5.0L V8 302 CID |
| | 1980-1981 | FORD F-150 | 5.8L V8 351 CID |
| | 1980-1981 | FORD F-250 | 5.0L V8 302 CID |
| | 1980-1981 | FORD F-250 | 5.8L V8 351 CID |
| | 1980-1981 | FORD F-250 | 6.6L V8 400 CID |
| | 1980-1981 | FORD F-350 | 5.8L V8 351 CID |
| | 1980-1981 | FORD F-350 | 6.6L V8 400 CID |
| | 1980-1981 | GMC C1500 | 5.0L V8 305 CID |
| | 1980-1981 | GMC C1500 | 5.7L V8 350 CID |
| | 1980-1981 | GMC C1500 SUBURBAN | 5.0L V8 305 CID |
| | 1980-1981 | GMC C1500 SUBURBAN | 5.7L V8 350 CID |
| | 1980-1981 | GMC C2500 | 5.0L V8 305 CID |
| | 1980-1981 | GMC C2500 | 5.7L V8 350 CID |
| | 1980-1981 | GMC C2500 SUBURBAN | 5.7L V8 350 CID |
| | 1980-1981 | GMC C3500 | 5.7L V8 350 CID |
| | 1980-1981 | GMC CABALLERO | 5.0L V8 305 CID |
| | 1980-1981 | GMC G1500 | 4.1L L6 250 CID |
| | 1980-1981 | GMC G2500 | 4.1L L6 250 CID |
| | 1980-1981 | GMC JIMMY | 5.0L V8 305 CID |
| | 1980-1981 | GMC JIMMY | 5.7L V8 350 CID |
| | 1980-1981 | GMC K1500 | 5.7L V8 350 CID |
| | 1980-1981 | GMC K1500 SUBURBAN | 5.7L V8 350 CID |
| | 1980-1981 | GMC K2500 | 5.7L V8 350 CID |
| | 1980-1981 | GMC K2500 SUBURBAN | 5.7L V8 350 CID |
| | 1980-1981 | GMC K3500 | 5.7L V8 350 CID |
| | 1980-1981 | GMC P3500 | 5.7L V8 350 CID |
| | 1980-1981 | OLDSMOBILE 98 | 5.0L V8 307 CID |
| | 1980-1981 | OLDSMOBILE 98 | 5.7L V8 350 CID |

| USMW | Years | Application | Engine |
|-------|-----------|---------------------------------|------------------------|
| 22045 | 1980-1981 | OLDSMOBILE CUTLASS | 5.7L V8 350 CID |
| | 1980-1981 | OLDSMOBILE CUTLASS CRUISER | 5.7L V8 350 CID |
| | 1980-1981 | OLDSMOBILE DELTA 88 | 4.3L V8 260 CID |
| | 1980-1981 | OLDSMOBILE DELTA 88 | 5.0L V8 307 CID |
| | 1980-1981 | OLDSMOBILE DELTA 88 | 5.7L V8 350 CID |
| | 1980-1981 | OLDSMOBILE TORONADO | 5.7L V8 350 CID |
| | 1980-1981 | PLYMOUTH TRAILDUSTER | 5.2L V8 5211cc 318 CID |
| | 1980-1981 | PLYMOUTH TRAILDUSTER | 5.9L V8 360 CID |
| | 1980-1981 | PONTIAC BONNEVILLE | 4.3L V8 265 CID |
| | 1980-1981 | PONTIAC BONNEVILLE | 5.7L V8 350 CID |
| | 1980-1981 | PONTIAC CATALINA | 4.3L V8 265 CID |
| | 1980-1981 | PONTIAC CATALINA | 5.7L V8 350 CID |
| | 1980-1981 | PONTIAC FIREBIRD | 4.9L V8 301 CID |
| | 1980-1981 | PONTIAC FIREBIRD | 5.0L V8 305 CID |
| | 1980-1981 | PONTIAC GRAND LEMANS | 4.3L V8 265 CID |
| | 1980-1981 | PONTIAC GRAND PRIX | 4.3L V8 265 CID |
| | 1980-1981 | PONTIAC LEMANS | 4.3L V8 265 CID |
| | 1980-1982 | CHEVROLET C20 SUBURBAN | 5.7L V8 350 CID |
| | 1980-1982 | CHEVROLET K10 | 5.7L V8 350 CID |
| | 1980-1982 | FORD E100 | 6.6L V8 6556cc 400 CID |
| | 1980-1982 | FORD E-100 ECONOLINE | 5.0L V8 302 CID |
| | 1980-1982 | FORD E-100 ECONOLINE | 5.8L V8 351 CID |
| | 1980-1982 | FORD E-100 ECONOLINE CLUB WAGON | 5.0L V8 302 CID |
| | 1980-1982 | FORD E-100 ECONOLINE CLUB WAGON | 5.8L V8 351 CID |
| | 1980-1982 | FORD E-150 ECONOLINE | 5.8L V8 351 CID |
| | 1980-1982 | FORD E-150 ECONOLINE CLUB WAGON | 5.8L V8 351 CID |
| | 1980-1982 | FORD E-250 ECONOLINE | 5.8L V8 351 CID |
| | 1980-1982 | FORD E-250 ECONOLINE CLUB WAGON | 5.8L V8 351 CID |
| | 1980-1982 | FORD E-250 ECONOLINE CLUB WAGON | 6.6L V8 400 CID |
| | 1980-1982 | FORD E-350 ECONOLINE | 5.8L V8 351 CID |
| | 1980-1982 | FORD E-350 ECONOLINE | 6.6L V8 400 CID |
| | 1980-1982 | FORD E-350 ECONOLINE CLUB WAGON | 5.8L V8 351 CID |
| | 1980-1982 | FORD E-350 ECONOLINE CLUB WAGON | 6.6L V8 400 CID |
| | 1980-1982 | FORD F-100 | 5.0L V8 302 CID |
| | 1980-1982 | FORD F-150 | 5.8L V8 351 CID |
| | 1980-1982 | FORD F-250 | 5.0L V8 302 CID |
| | 1980-1982 | FORD F-250 | 5.8L V8 351 CID |
| | 1980-1982 | FORD F-250 | 6.6L V8 400 CID |
| | 1980-1982 | FORD F-350 | 5.8L V8 351 CID |
| | 1980-1982 | FORD F-350 | 6.6L V8 400 CID |
| | 1980-1982 | GMC C1500 | 5.7L V8 350 CID |
| | 1980-1982 | GMC C1500 SUBURBAN | 5.7L V8 350 CID |
| | 1980-1982 | GMC C2500 | 5.7L V8 350 CID |
| | 1980-1982 | GMC C2500 SUBURBAN | 5.7L V8 350 CID |
| | 1980-1982 | GMC C3500 | 5.7L V8 350 CID |
| | 1980-1982 | GMC CABALLERO | 4.4L V8 267 CID |
| | 1980-1982 | GMC G1500 | 5.7L V8 350 CID |
| | 1980-1982 | GMC G3500 | 5.7L V8 350 CID |
| | 1980-1982 | GMC JIMMY | 5.7L V8 350 CID |
| | 1980-1982 | GMC K1500 | 5.7L V8 350 CID |
| | 1980-1982 | GMC K1500 SUBURBAN | 5.7L V8 350 CID |
| | 1980-1982 | GMC K2500 | 5.7L V8 350 CID |
| | 1980-1982 | GMC K2500 SUBURBAN | 5.7L V8 350 CID |
| | 1980-1982 | GMC K3500 | 5.7L V8 350 CID |
| | 1980-1983 | BUICK ELECTRA | 5.7L V8 350 CID |
| | 1980-1983 | BUICK ESTATE WAGON | 5.7L V8 350 CID |
| | 1980-1983 | CHEVROLET C30 | 5.7L V8 350 CID |
| | 1980-1983 | CHEVROLET G10 | 5.7L V8 350 CID |
| | 1980-1983 | CHEVROLET G20 | 5.7L V8 350 CID |
| | 1980-1983 | CHEVROLET G30 | 5.7L V8 350 CID |
| | 1980-1983 | CHEVROLET K10 | 5.7L V8 350 CID |
| | 1980-1983 | CHEVROLET K20 | 5.7L V8 350 CID |
| | 1980-1983 | CHEVROLET K20 SUBURBAN | 5.7L V8 350 CID |
| | 1980-1983 | CHEVROLET K30 | 5.7L V8 350 CID |
| | 1980-1983 | CHEVROLET K5 BLAZER | 5.7L V8 350 CID |
| | 1980-1983 | FORD BRONCO | 5.0L V8 302 CID |
| | 1980-1983 | FORD BRONCO | 5.8L V8 351 CID |
| | 1980-1983 | GMC G1500 | 5.7L V8 350 CID |
| | 1980-1983 | GMC JIMMY | 5.7L V8 350 CID |

| USMW | Years | Application | Engine |
|------|-----------|----------------------------|-----------------|
| | 1980-1983 | OLDSMOBILE CUTLASS CRUISER | 5.7L V8 350 CID |
| | 1980-1983 | OLDSMOBILE DELTA 88 | 5.0L V8 307 CID |
| | 1980-1983 | OLDSMOBILE DELTA 88 | 5.7L V8 350 CID |
| | 1980-1984 | CHEVROLET C20 SUBURBAN | 5.7L V8 350 CID |
| | 1980-1984 | CHEVROLET G30 | 5.7L V8 350 CID |
| | 1980-1984 | CHEVROLET K20 | 5.7L V8 350 CID |
| | 1980-1984 | CHEVROLET K20 SUBURBAN | 5.7L V8 350 CID |
| | 1980-1984 | CHEVROLET K30 | 5.7L V8 350 CID |
| | 1980-1984 | CHEVROLET P30 | 7.4L V8 454 CID |
| | 1980-1984 | GMC C2500 SUBURBAN | 5.7L V8 350 CID |
| | 1980-1984 | GMC G3500 | 5.7L V8 350 CID |
| | 1980-1984 | GMC K2500 | 5.7L V8 350 CID |
| | 1980-1984 | GMC P3500 | 7.4L V8 454 CID |
| | 1980-1984 | OLDSMOBILE 98 | 5.0L V8 307 CID |
| | 1980-1984 | OLDSMOBILE 98 | 5.7L V8 350 CID |
| | 1980-1984 | OLDSMOBILE CUSTOM CRUISER | 5.0L V8 307 CID |
| | 1980-1984 | OLDSMOBILE CUSTOM CRUISER | 5.7L V8 350 CID |
| | 1980-1984 | OLDSMOBILE CUTLASS CALAIS | 5.7L V8 350 CID |
| | 1980-1984 | OLDSMOBILE DELTA 88 | 5.7L V8 350 CID |
| | 1980-1985 | BUICK ELECTRA | 5.7L V8 350 CID |
| | 1980-1985 | BUICK LESABRE | 5.7L V8 350 CID |
| | 1980-1985 | CHEVROLET CAMARO | 5.0L V8 305 CID |
| | 1980-1985 | CHEVROLET IMPALA | 5.7L V8 350 CID |
| | 1980-1985 | CHEVROLET K10 | 5.7L V8 350 CID |
| | 1980-1985 | GMC C1500 | 5.7L V8 350 CID |
| | 1980-1985 | OLDSMOBILE CUTLASS SUPREME | 5.7L V8 350 CID |
| | 1980-1985 | OLDSMOBILE DELTA 88 | 5.0L V8 307 CID |
| | 1980-1985 | OLDSMOBILE TORONADO | 5.7L V8 350 CID |
| | 1980-1986 | CHEVROLET G10 | 5.0L V8 305 CID |
| | 1980-1986 | GMC G1500 | 5.0L V8 305 CID |
| | 1980-1987 | GMC P2500 | 5.7L V8 350 CID |
| | 1980-1988 | CHEVROLET G30 | 5.7L V8 350 CID |
| | 1980-1988 | GMC G3500 | 5.7L V8 350 CID |
| | 1980-1989 | CHEVROLET P20 | 4.8L L6 292 CID |
| | 1980-1989 | CHEVROLET P30 | 4.8L L6 292 CID |
| | 1980-1989 | GMC P2500 | 4.8L L6 292 CID |
| | 1980-1989 | GMC P3500 | 4.8L L6 292 CID |
| | 1981-1982 | CHEVROLET CAPRICE | 5.7L V8 350 CID |
| | 1981-1982 | CHEVROLET IMPALA | 5.7L V8 350 CID |
| | 1981-1982 | CHRYSLER NEW YORKER | 5.2L V8 318 CID |
| | 1981-1982 | DODGE DIPLOMAT | 5.2L V8 318 CID |
| | 1981-1982 | GMC C2500 | 7.4L V8 454 CID |
| | 1981-1982 | GMC C2500 SUBURBAN | 7.4L V8 454 CID |
| | 1981-1982 | GMC C3500 | 7.4L V8 454 CID |
| | 1981-1982 | GMC CABALLERO | 4.4L V8 267 CID |
| | 1981-1982 | GMC K3500 | 7.4L V8 454 CID |
| | 1981-1983 | CHEVROLET C10 SUBURBAN | 5.7L V8 350 CID |
| | 1981-1983 | CHEVROLET C30 | 5.7L V8 350 CID |
| | 1981-1983 | CHEVROLET K10 | 5.7L V8 350 CID |
| | 1981-1983 | CHEVROLET K10 SUBURBAN | 5.7L V8 350 CID |
| | 1981-1983 | CHEVROLET K5 BLAZER | 5.7L V8 350 CID |
| | 1981-1983 | GMC G2500 | 5.7L V8 350 CID |
| | 1981-1983 | GMC K1500 | 5.7L V8 350 CID |
| | 1981-1983 | PONTIAC GRAND PRIX | 5.7L V8 350 CID |
| | 1981-1984 | CHEVROLET C20 | 5.7L V8 350 CID |
| | 1981-1984 | CHEVROLET C20 SUBURBAN | 5.7L V8 350 CID |
| | 1981-1984 | CHEVROLET CAPRICE | 5.7L V8 350 CID |
| | 1981-1984 | CHEVROLET G30 | 5.7L V8 350 CID |
| | 1981-1984 | CHEVROLET K20 | 5.7L V8 350 CID |
| | 1981-1984 | CHEVROLET K20 SUBURBAN | 5.7L V8 350 CID |
| | 1981-1984 | CHEVROLET K30 | 5.7L V8 350 CID |
| | 1981-1984 | CHEVROLET K30 | 7.4L V8 454 CID |
| | 1981-1984 | GMC C2500 | 5.7L V8 350 CID |
| | 1981-1984 | GMC C2500 | 7.4L V8 454 CID |
| | 1981-1984 | GMC C2500 SUBURBAN | 7.4L V8 454 CID |
| | 1981-1984 | GMC C3500 | 5.7L V8 350 CID |
| | 1981-1984 | GMC C3500 | 7.4L V8 454 CID |
| | 1981-1984 | GMC K3500 | 5.7L V8 350 CID |
| | 1981-1984 | GMC K3500 | 7.4L V8 454 CID |

| USMW | Years | Application | Engine |
|-------|-----------|----------------------------|------------------------|
| 22045 | 1981-1984 | PONTIAC GRAND PRIX | 5.7L V8 350 CID |
| | 1981-1985 | BUICK RIVIERA | 5.7L V8 350 CID |
| | 1981-1985 | CHEVROLET CAMARO | 5.0L V8 305 CID |
| | 1981-1985 | OLDSMOBILE CUTLASS SUPREME | 5.7L V8 350 CID |
| | 1981-1986 | CHEVROLET C20 SUBURBAN | 7.4L V8 454 CID |
| | 1981-1986 | CHEVROLET C30 | 7.4L V8 454 CID |
| | 1981-1986 | CHEVROLET G20 | 5.0L V8 305 CID |
| | 1981-1986 | GMC C2500 | 7.4L V8 454 CID |
| | 1981-1986 | GMC C2500 SUBURBAN | 7.4L V8 454 CID |
| | 1981-1986 | GMC C3500 | 7.4L V8 454 CID |
| | 1981-1986 | GMC G2500 | 5.0L V8 305 CID |
| | 1981-1987 | GMC C3500 (MEX) | 5.7L V8 5700cc 350 CID |
| | 1982-1983 | BUICK ESTATE WAGON | 5.0L V8 307 CID |
| | 1982-1983 | BUICK REGAL | 5.7L V8 350 CID |
| | 1982-1983 | CADILLAC DEVILLE | 4.1L V8 250 CID |
| | 1982-1983 | CADILLAC FLEETWOOD | 4.1L V8 250 CID |
| | 1982-1983 | CHEVROLET C10 | 5.7L V8 350 CID |
| | 1982-1983 | CHEVROLET C10 SUBURBAN | 5.7L V8 350 CID |
| | 1982-1983 | CHEVROLET C20 | 5.7L V8 350 CID |
| | 1982-1983 | CHEVROLET C20 SUBURBAN | 5.7L V8 350 CID |
| | 1982-1983 | CHEVROLET C30 | 5.7L V8 350 CID |
| | 1982-1983 | CHEVROLET K10 SUBURBAN | 5.7L V8 350 CID |
| | 1982-1983 | CHEVROLET K20 | 5.7L V8 350 CID |
| | 1982-1983 | CHEVROLET K30 | 7.4L V8 454 CID |
| | 1982-1983 | CHEVROLET MALIBU | 5.0L V8 305 CID |
| | 1982-1983 | CHEVROLET MALIBU | 5.7L V8 350 CID |
| | 1982-1983 | FORD BRONCO | 5.0L V8 302 CID |
| | 1982-1983 | FORD BRONCO | 5.8L V8 351 CID |
| | 1982-1983 | GMC C1500 | 5.7L V8 350 CID |
| | 1982-1983 | GMC C1500 SUBURBAN | 5.7L V8 350 CID |
| | 1982-1983 | GMC C2500 | 5.7L V8 350 CID |
| | 1982-1983 | GMC C2500 SUBURBAN | 5.7L V8 350 CID |
| | 1982-1983 | GMC K1500 SUBURBAN | 5.7L V8 350 CID |
| | 1982-1983 | GMC K2500 | 5.7L V8 350 CID |
| | 1982-1984 | BUICK ELECTRA | 5.0L V8 307 CID |
| | 1982-1984 | BUICK LESABRE | 5.0L V8 307 CID |
| | 1982-1984 | CHEVROLET C10 SUBURBAN | 5.7L V8 350 CID |
| | 1982-1984 | CHEVROLET C20 | 5.7L V8 350 CID |
| | 1982-1984 | CHEVROLET C20 SUBURBAN | 7.4L V8 454 CID |
| | 1982-1984 | CHEVROLET C30 | 7.4L V8 454 CID |
| | 1982-1984 | CHEVROLET CAPRICE | 5.0L V8 305 CID |
| | 1982-1984 | CHEVROLET G10 | 4.1L L6 250 CID |
| | 1982-1984 | CHEVROLET G20 | 4.1L L6 250 CID |
| | 1982-1984 | CHEVROLET G30 | 4.1L L6 250 CID |
| | 1982-1984 | CHEVROLET K30 | 7.4L V8 454 CID |
| | 1982-1984 | CHEVROLET MONTE CARLO | 5.0L V8 305 CID |
| | 1982-1984 | CHEVROLET MONTE CARLO | 5.7L V8 350 CID |
| | 1982-1984 | CHEVROLET P30 | 5.7L V8 350 CID |
| | 1982-1984 | GMC C1500 | 5.7L V8 350 CID |
| | 1982-1984 | GMC C1500 SUBURBAN | 5.7L V8 350 CID |
| | 1982-1984 | GMC C2500 | 7.4L V8 454 CID |
| | 1982-1984 | GMC C2500 SUBURBAN | 7.4L V8 454 CID |
| | 1982-1984 | GMC C3500 | 7.4L V8 454 CID |
| | 1982-1984 | GMC G1500 | 4.1L L6 250 CID |
| | 1982-1984 | GMC G2500 | 4.1L L6 250 CID |
| | 1982-1984 | GMC G3500 | 4.1L L6 250 CID |
| | 1982-1984 | GMC K2500 SUBURBAN | 5.7L V8 350 CID |
| | 1982-1984 | GMC K3500 | 7.4L V8 454 CID |
| | 1982-1984 | GMC P3500 | 5.7L V8 350 CID |
| | 1982-1984 | OLDSMOBILE 98 | 5.0L V8 307 CID |
| | 1982-1984 | OLDSMOBILE 98 | 5.7L V8 350 CID |
| | 1982-1984 | PONTIAC BONNEVILLE | 5.7L V8 350 CID |
| | 1982-1984 | PONTIAC FIREBIRD | 5.0L V8 305 CID |
| | 1982-1985 | BUICK LESABRE | 5.7L V8 350 CID |
| | 1982-1985 | CADILLAC ELDORADO | 4.1L V8 250 CID |
| | 1982-1985 | CADILLAC SEVILLE | 4.1L V8 250 CID |
| | 1982-1985 | CHEVROLET CAMARO | 5.0L V8 305 CID |
| | 1982-1985 | CHEVROLET IMPALA | 5.0L V8 305 CID |
| | 1982-1985 | GMC JIMMY | 5.7L V8 350 CID |

| USMW | Years | Application | Engine |
|------|-----------|------------------------|------------------------|
| | 1982-1985 | GMC K1500 SUBURBAN | 5.0L V8 305 CID |
| | 1982-1985 | PONTIAC FIREBIRD | 5.0L V8 305 CID |
| | 1982-1986 | CHEVROLET C10 | 5.0L V8 305 CID |
| | 1982-1986 | CHEVROLET C10 | 5.7L V8 350 CID |
| | 1982-1986 | CHEVROLET C10 SUBURBAN | 5.0L V8 305 CID |
| | 1982-1986 | CHEVROLET C10 SUBURBAN | 5.7L V8 350 CID |
| | 1982-1986 | CHEVROLET C20 | 5.0L V8 305 CID |
| | 1982-1986 | CHEVROLET C20 | 5.7L V8 350 CID |
| | 1982-1986 | CHEVROLET C20 SUBURBAN | 5.0L V8 305 CID |
| | 1982-1986 | CHEVROLET C20 SUBURBAN | 5.7L V8 350 CID |
| | 1982-1986 | CHEVROLET C20 SUBURBAN | 7.4L V8 454 CID |
| | 1982-1986 | CHEVROLET C30 | 7.4L V8 454 CID |
| | 1982-1986 | CHEVROLET EL CAMINO | 5.0L V8 305 CID |
| | 1982-1986 | CHEVROLET K10 | 5.0L V8 305 CID |
| | 1982-1986 | CHEVROLET K10 | 5.7L V8 350 CID |
| | 1982-1986 | CHEVROLET K10 SUBURBAN | 5.7L V8 350 CID |
| | 1982-1986 | CHEVROLET K20 | 5.7L V8 350 CID |
| | 1982-1986 | CHEVROLET K20 SUBURBAN | 5.7L V8 350 CID |
| | 1982-1986 | CHEVROLET K30 | 5.7L V8 350 CID |
| | 1982-1986 | CHEVROLET K5 BLAZER | 5.0L V8 305 CID |
| | 1982-1986 | CHEVROLET K5 BLAZER | 5.7L V8 350 CID |
| | 1982-1986 | GMC C1500 | 5.0L V8 305 CID |
| | 1982-1986 | GMC C1500 SUBURBAN | 5.0L V8 305 CID |
| | 1982-1986 | GMC C2500 | 5.0L V8 305 CID |
| | 1982-1986 | GMC C2500 | 5.7L V8 350 CID |
| | 1982-1986 | GMC C2500 SUBURBAN | 5.0L V8 305 CID |
| | 1982-1986 | GMC C2500 SUBURBAN | 5.7L V8 350 CID |
| | 1982-1986 | GMC C3500 | 5.7L V8 350 CID |
| | 1982-1986 | GMC K1500 | 5.0L V8 305 CID |
| | 1982-1986 | GMC K1500 | 5.7L V8 350 CID |
| | 1982-1986 | GMC K1500 SUBURBAN | 5.7L V8 350 CID |
| | 1982-1986 | GMC K2500 | 5.7L V8 350 CID |
| | 1982-1986 | GMC K2500 SUBURBAN | 5.7L V8 350 CID |
| | 1982-1986 | GMC K3500 | 5.7L V8 350 CID |
| | 1982-1987 | CHEVROLET EL CAMINO | 5.0L V8 305 CID |
| | 1982-1989 | GMC JIMMY | 5.7L V8 350 CID |
| | 1983-1966 | CHEVROLET MONTE CARLO | 5.0L V8 4998cc 305 CID |
| | 1983-1984 | CHEVROLET C10 | 5.0L V8 305 CID |
| | 1983-1984 | CHEVROLET C10 SUBURBAN | 5.0L V8 305 CID |
| | 1983-1984 | CHEVROLET C10 SUBURBAN | 5.7L V8 350 CID |
| | 1983-1984 | CHEVROLET C20 | 5.0L V8 305 CID |
| | 1983-1984 | CHEVROLET C20 | 5.7L V8 350 CID |
| | 1983-1984 | CHEVROLET C20 SUBURBAN | 5.0L V8 305 CID |
| | 1983-1984 | CHEVROLET C20 SUBURBAN | 5.7L V8 350 CID |
| | 1983-1984 | CHEVROLET EL CAMINO | 5.7L V8 350 CID |
| | 1983-1984 | CHEVROLET G10 | 4.1L L6 250 CID |
| | 1983-1984 | CHEVROLET G20 | 4.1L L6 250 CID |
| | 1983-1984 | CHEVROLET G20 | 5.0L V8 305 CID |
| | 1983-1984 | CHEVROLET G30 | 4.1L L6 250 CID |
| | 1983-1984 | CHEVROLET G30 | 5.7L V8 350 CID |
| | 1983-1984 | CHEVROLET K10 | 5.0L V8 305 CID |
| | 1983-1984 | CHEVROLET K10 | 5.7L V8 350 CID |
| | 1983-1984 | CHEVROLET K10 SUBURBAN | 5.0L V8 305 CID |
| | 1983-1984 | CHEVROLET K10 SUBURBAN | 5.7L V8 350 CID |
| | 1983-1984 | CHEVROLET K20 | 5.7L V8 350 CID |
| | 1983-1984 | CHEVROLET K20 SUBURBAN | 5.7L V8 350 CID |
| | 1983-1984 | CHEVROLET K5 BLAZER | 5.0L V8 305 CID |
| | 1983-1984 | CHEVROLET K5 BLAZER | 5.7L V8 350 CID |
| | 1983-1984 | GMC C1500 | 5.0L V8 305 CID |
| | 1983-1984 | GMC C1500 | 5.7L V8 350 CID |
| | 1983-1984 | GMC C1500 SUBURBAN | 5.0L V8 305 CID |
| | 1983-1984 | GMC C1500 SUBURBAN | 5.7L V8 350 CID |
| | 1983-1984 | GMC C2500 | 5.0L V8 305 CID |
| | 1983-1984 | GMC C2500 | 5.7L V8 350 CID |
| | 1983-1984 | GMC C2500 SUBURBAN | 5.0L V8 305 CID |
| | 1983-1984 | GMC C2500 SUBURBAN | 5.7L V8 350 CID |
| | 1983-1984 | GMC CABALLERO | 5.7L V8 350 CID |
| | 1983-1984 | GMC G1500 | 4.1L L6 250 CID |
| | 1983-1984 | GMC G1500 | 5.0L V8 305 CID |

| USMW | Years | Application | Engine |
|------|-----------|------------------------|------------------------------|
| | 1983-1984 | GMC G2500 | 4.1L L6 250 CID 22045 |
| | 1983-1984 | GMC G2500 | 5.0L V8 305 CID |
| | 1983-1984 | GMC G3500 | 5.7L V8 350 CID |
| | 1983-1984 | GMC JIMMY | 5.0L V8 305 CID |
| | 1983-1984 | GMC JIMMY | 5.7L V8 350 CID |
| | 1983-1984 | GMC K1500 | 5.0L V8 305 CID |
| | 1983-1984 | GMC K1500 | 5.7L V8 350 CID |
| | 1983-1984 | GMC K1500 SUBURBAN | 5.0L V8 305 CID |
| | 1983-1984 | GMC K1500 SUBURBAN | 5.7L V8 350 CID |
| | 1983-1984 | GMC K2500 | 5.7L V8 350 CID |
| | 1983-1984 | PONTIAC BONNEVILLE | 5.0L V8 305 CID |
| | 1983-1985 | BUICK RIVIERA | 5.7L V8 350 CID |
| | 1983-1985 | GMC JIMMY | 5.0L V8 305 CID |
| | 1983-1985 | PONTIAC PARISIENNE | 5.7L V8 350 CID |
| | 1983-1986 | CHEVROLET G10 | 5.0L V8 305 CID |
| | 1983-1986 | CHEVROLET K10 SUBURBAN | 5.0L V8 305 CID |
| | 1983-1986 | GMC JIMMY | 5.0L V8 305 CID |
| | 1983-1986 | PONTIAC PARISIENNE | 5.0L V8 305 CID |
| | 1984-1973 | GMC G2500 | 5.7L V8 5736cc 350 CID |
| | 1984-1985 | CHEVROLET IMPALA | 5.7L V8 5736cc 350 CID |
| | 1984-1985 | FORD BRONCO | 5.8L V8 351 CID |
| | 1984-1985 | FORD F-150 | 5.8L V8 351 CID |
| | 1984-1985 | FORD F-250 | 5.8L V8 351 CID |
| | 1984-1985 | FORD F-350 | 5.8L V8 351 CID |
| | 1984-1985 | OLDSMOBILE DELTA 88 | 5.0L V8 307 CID |
| | 1984-1986 | CHEVROLET C30 | 5.7L V8 350 CID |
| | 1984-1986 | CHEVROLET G10 | 5.7L V8 350 CID |
| | 1984-1986 | GMC G1500 | 5.7L V8 350 CID |
| | 1984-1988 | CHEVROLET MONTE CARLO | 5.0L V8 305 CID |
| | 1984-1989 | CHRYSLER FIFTH AVENUE | 5.2L V8 318 CID |
| | 1984-1989 | DODGE DIPLOMAT | 5.2L V8 318 CID |
| | 1984-1989 | PLYMOUTH GRAN FURY | 5.2L V8 318 CID |
| | 1985-1986 | CHEVROLET C10 | 4.3L V6 262 CID |
| | 1985-1986 | CHEVROLET C10 | 5.0L V8 305 CID |
| | 1985-1986 | CHEVROLET C10 | 5.7L V8 350 CID |
| | 1985-1986 | CHEVROLET C10 SUBURBAN | 5.0L V8 305 CID |
| | 1985-1986 | CHEVROLET C10 SUBURBAN | 5.7L V8 350 CID |
| | 1985-1986 | CHEVROLET C20 | 4.3L V6 262 CID |
| | 1985-1986 | CHEVROLET C20 | 4.8L L6 292 CID |
| | 1985-1986 | CHEVROLET C20 | 5.0L V8 305 CID |
| | 1985-1986 | CHEVROLET C20 | 5.7L V8 350 CID |
| | 1985-1986 | CHEVROLET C20 SUBURBAN | 5.0L V8 305 CID |
| | 1985-1986 | CHEVROLET C20 SUBURBAN | 5.7L V8 350 CID |
| | 1985-1986 | CHEVROLET C20 SUBURBAN | 7.4L V8 454 CID |
| | 1985-1986 | CHEVROLET C30 | 4.8L L6 292 CID |
| | 1985-1986 | CHEVROLET C30 | 5.7L V8 350 CID |
| | 1985-1986 | CHEVROLET C30 | 7.4L V8 454 CID |
| | 1985-1986 | CHEVROLET C30 | 4.3L V6 262 CID |
| | 1985-1986 | CHEVROLET CAPRICE | 4.3L V6 262 CID |
| | 1985-1986 | CHEVROLET G10 | 4.3L V6 262 CID |
| | 1985-1986 | CHEVROLET G10 | 5.0L V8 305 CID |
| | 1985-1986 | CHEVROLET G20 | 4.3L V6 262 CID |
| | 1985-1986 | CHEVROLET G20 | 5.0L V8 305 CID |
| | 1985-1986 | CHEVROLET G20 | 5.7L V8 350 CID |
| | 1985-1986 | CHEVROLET G30 | 4.3L V6 262 CID |
| | 1985-1986 | CHEVROLET G30 | 5.7L V8 350 CID |
| | 1985-1986 | CHEVROLET K10 | 4.3L V6 262 CID |
| | 1985-1986 | CHEVROLET K10 | 5.0L V8 305 CID |
| | 1985-1986 | CHEVROLET K10 | 5.7L V8 350 CID |
| | 1985-1986 | CHEVROLET K10 SUBURBAN | 5.0L V8 305 CID |
| | 1985-1986 | CHEVROLET K10 SUBURBAN | 5.7L V8 350 CID |
| | 1985-1986 | CHEVROLET K20 | 4.8L L6 292 CID |
| | 1985-1986 | CHEVROLET K20 | 5.7L V8 350 CID |
| | 1985-1986 | CHEVROLET K20 SUBURBAN | 5.0L V8 305 CID |
| | 1985-1986 | CHEVROLET K20 SUBURBAN | 5.7L V8 350 CID |
| | 1985-1986 | CHEVROLET K30 | 4.8L L6 292 CID |
| | 1985-1986 | CHEVROLET K30 | 5.7L V8 350 CID |
| | 1985-1986 | CHEVROLET K30 | 7.4L V8 454 CID |
| | 1985-1986 | CHEVROLET K5 BLAZER | 5.0L V8 305 CID |
| | 1985-1986 | CHEVROLET K5 BLAZER | 5.7L V8 350 CID |

| USMW | Years | Application | Engine |
|------|-----------|---------------------------------|------------------------|
| | 1985-1986 | CHEVROLET P20 | 4.8L L6 292 CID |
| | 1985-1986 | CHEVROLET P30 | 4.8L L6 292 CID |
| | 1985-1986 | GMC C1500 | 4.3L V6 262 CID |
| | 1985-1986 | GMC C1500 | 5.0L V8 305 CID |
| | 1985-1986 | GMC C1500 | 5.7L V8 350 CID |
| | 1985-1986 | GMC C1500 SUBURBAN | 5.0L V8 305 CID |
| | 1985-1986 | GMC C1500 SUBURBAN | 5.7L V8 350 CID |
| | 1985-1986 | GMC C2500 | 4.3L V6 262 CID |
| | 1985-1986 | GMC C2500 | 4.8L L6 292 CID |
| | 1985-1986 | GMC C2500 | 5.0L V8 305 CID |
| | 1985-1986 | GMC C2500 | 5.7L V8 350 CID |
| | 1985-1986 | GMC C2500 | 7.4L V8 454 CID |
| | 1985-1986 | GMC C2500 SUBURBAN | 5.0L V8 305 CID |
| | 1985-1986 | GMC C2500 SUBURBAN | 5.7L V8 350 CID |
| | 1985-1986 | GMC C2500 SUBURBAN | 7.4L V8 454 CID |
| | 1985-1986 | GMC C3500 | 4.8L L6 292 CID |
| | 1985-1986 | GMC C3500 | 5.7L V8 350 CID |
| | 1985-1986 | GMC C3500 | 7.4L V8 454 CID |
| | 1985-1986 | GMC CABALLERO | 5.0L V8 305 CID |
| | 1985-1986 | GMC G1500 | 4.3L V6 262 CID |
| | 1985-1986 | GMC G1500 | 5.0L V8 305 CID |
| | 1985-1986 | GMC G2500 | 4.3L V6 262 CID |
| | 1985-1986 | GMC G2500 | 5.0L V8 305 CID |
| | 1985-1986 | GMC G3500 | 4.3L V6 262 CID |
| | 1985-1986 | GMC G3500 | 5.7L V8 350 CID |
| | 1985-1986 | GMC K1500 | 4.3L V6 262 CID |
| | 1985-1986 | GMC K1500 | 5.0L V8 305 CID |
| | 1985-1986 | GMC K1500 | 5.7L V8 350 CID |
| | 1985-1986 | GMC K1500 SUBURBAN | 5.7L V8 350 CID |
| | 1985-1986 | GMC K2500 | 4.8L L6 292 CID |
| | 1985-1986 | GMC K2500 | 5.7L V8 350 CID |
| | 1985-1986 | GMC K2500 SUBURBAN | 5.7L V8 350 CID |
| | 1985-1986 | GMC K3500 | 4.8L L6 292 CID |
| | 1985-1986 | GMC K3500 | 5.7L V8 350 CID |
| | 1985-1986 | GMC K3500 | 7.4L V8 454 CID |
| | 1985-1986 | GMC P2500 | 4.8L L6 292 CID |
| | 1985-1986 | GMC P2500 | 5.7L V8 350 CID |
| | 1985-1986 | GMC P3500 | 4.8L L6 292 CID |
| | 1985-1987 | CHEVROLET P20 | 5.7L V8 350 CID |
| | 1985-1987 | GMC C2500 (MEX) | 5.7L V8 5700cc 350 CID |
| | 1985-1987 | GMC CABALLERO | 5.0L V8 305 CID |
| | 1985-1987 | GMC JIMMY | 5.0L V8 305 CID |
| | 1985-1988 | CHEVROLET MONTE CARLO | 5.0L V8 305 CID |
| | 1985-1988 | CHEVROLET P30 | 5.7L V8 350 CID |
| | 1985-1988 | GMC G3500 | 5.7L V8 350 CID |
| | 1985-1988 | GMC P3500 | 5.7L V8 350 CID |
| | 1985-1989 | CHEVROLET P30 | 7.4L V8 454 CID |
| | 1985-1989 | GMC JIMMY | 5.7L V8 350 CID |
| | 1985-1989 | GMC P3500 | 7.4L V8 454 CID |
| | 1985-1990 | CHEVROLET P30 | 5.7L V8 350 CID |
| | 1985-1990 | CHEVROLET P30 | 7.4L V8 454 CID |
| | 1985-1990 | GMC P3500 | 5.7L V8 350 CID |
| | 1985-1990 | GMC P3500 | 7.4L V8 454 CID |
| | 1985-1995 | CHEVROLET P30 | 7.4L V8 454 CID |
| | 1985-1995 | GMC P3500 | 5.7L V8 350 CID |
| | 1985-1995 | GMC P3500 | 7.4L V8 454 CID |
| | 1985-1996 | CHEVROLET P30 | 5.7L V8 350 CID |
| | 1986-1987 | BUICK LESABRE | 5.0L V8 307 CID |
| | 1986-1987 | FORD BRONCO | 5.8L V8 351 CID |
| | 1986-1987 | FORD E-250 ECONOLINE | 5.8L V8 351 CID |
| | 1986-1987 | FORD E-250 ECONOLINE CLUB WAGON | 5.8L V8 351 CID |
| | 1986-1987 | FORD E-350 ECONOLINE | 5.8L V8 351 CID |
| | 1986-1987 | FORD E-350 ECONOLINE CLUB WAGON | 5.8L V8 351 CID |
| | 1986-1987 | FORD F-150 | 5.8L V8 351 CID |
| | 1986-1987 | FORD F200 (MEX) | 5.8L V8 5800cc 351 CID |
| | 1986-1987 | FORD F-250 | 5.8L V8 351 CID |
| | 1986-1987 | FORD F-350 | 5.8L V8 351 CID |
| | 1986-1988 | CHEVROLET MONTE CARLO | 5.0L V8 305 CID |
| | 1987-1988 | CHEVROLET C20 (MEX) | 5.7L V8 5700cc 350 CID |

| USMW | Years | Application | Engine |
|--------------|-----------|--------------------------|------------------------|
| 22045 | 1987-1978 | GMC C1500 (MEX) | 5.7L V8 5700cc 350 CID |
| | 1987-1988 | CHEVROLET BLAZER | 5.7L V8 350 CID |
| | 1987-1988 | CHEVROLET CAPRICE | 4.3L V6 262 CID |
| | 1987-1988 | CHEVROLET G30 | 5.7L V8 350 CID |
| | 1987-1988 | CHEVROLET P30 | 5.7L V8 350 CID |
| | 1987-1988 | CHEVROLET R10 SUBURBAN | 5.7L V8 350 CID |
| | 1987-1988 | CHEVROLET R20 | 4.8L L6 292 CID |
| | 1987-1988 | CHEVROLET R20 | 5.7L V8 350 CID |
| | 1987-1988 | CHEVROLET R20 | 7.4L V8 454 CID |
| | 1987-1988 | CHEVROLET R20 SUBURBAN | 5.7L V8 350 CID |
| | 1987-1988 | CHEVROLET R20 SUBURBAN | 7.4L V8 454 CID |
| | 1987-1988 | CHEVROLET R30 | 4.8L L6 292 CID |
| | 1987-1988 | CHEVROLET R30 | 5.7L V8 350 CID |
| | 1987-1988 | CHEVROLET R30 | 7.4L V8 454 CID |
| | 1987-1988 | CHEVROLET V10 SUBURBAN | 5.7L V8 350 CID |
| | 1987-1988 | CHEVROLET V20 SUBURBAN | 5.7L V8 350 CID |
| | 1987-1988 | CHEVROLET V20 SUBURBAN | 7.4L V8 454 CID |
| | 1987-1988 | CHEVROLET V30 | 4.8L L6 292 CID |
| | 1987-1988 | CHEVROLET V30 | 5.7L V8 350 CID |
| | 1987-1988 | CHEVROLET V30 | 7.4L V8 454 CID |
| | 1987-1988 | GMC G3500 | 5.7L V8 350 CID |
| | 1987-1988 | GMC JIMMY | 5.7L V8 350 CID |
| | 1987-1988 | GMC P3500 | 5.7L V8 350 CID |
| | 1987-1988 | GMC R1500 SUBURBAN | 5.7L V8 350 CID |
| | 1987-1988 | GMC R2500 | 4.8L L6 292 CID |
| | 1987-1988 | GMC R2500 | 5.7L V8 350 CID |
| | 1987-1988 | GMC R2500 | 7.4L V8 454 CID |
| | 1987-1988 | GMC R2500 SUBURBAN | 5.7L V8 350 CID |
| | 1987-1988 | GMC R2500 SUBURBAN | 7.4L V8 454 CID |
| | 1987-1988 | GMC R3500 | 4.8L L6 292 CID |
| | 1987-1988 | GMC R3500 | 7.4L V8 454 CID |
| | 1987-1988 | GMC V1500 SUBURBAN | 5.7L V8 350 CID |
| | 1987-1988 | GMC V2500 SUBURBAN | 5.7L V8 350 CID |
| | 1987-1988 | GMC V3500 | 4.8L L6 292 CID |
| | 1987-1988 | GMC V3500 | 7.4L V8 454 CID |
| | 1987-1989 | CHEVROLET BLAZER | 5.7L V8 350 CID |
| | 1987-1989 | GMC R1500 SUBURBAN | 5.7L V8 350 CID |
| | 1987-1989 | GMC R2500 | 5.7L V8 350 CID |
| | 1987-1989 | GMC R2500 | 7.4L V8 454 CID |
| | 1987-1989 | GMC R2500 SUBURBAN | 5.7L V8 350 CID |
| | 1987-1989 | GMC R2500 SUBURBAN | 7.4L V8 454 CID |
| | 1987-1989 | GMC R3500 | 5.7L V8 350 CID |
| | 1987-1989 | GMC R3500 | 7.4L V8 454 CID |
| | 1987-1989 | GMC V1500 SUBURBAN | 5.7L V8 350 CID |
| | 1987-1989 | GMC V2500 SUBURBAN | 5.7L V8 350 CID |
| | 1987-1989 | GMC V3500 | 5.7L V8 350 CID |
| | 1987-1989 | GMC V3500 | 7.4L V8 454 CID |
| | 1987-1990 | GMC R2500 SUBURBAN | 5.7L V8 350 CID |
| | 1987-1990 | GMC V2500 SUBURBAN | 5.7L V8 350 CID |
| | 1987-1991 | GMC R3500 | 5.7L V8 350 CID |
| | 1987-1991 | GMC V3500 | 5.7L V8 350 CID |
| | 1988-1989 | CHEVROLET BLAZER | 5.7L V8 350 CID |
| | 1988-1989 | CHEVROLET P20 | 5.7L V8 350 CID |
| | 1988-1989 | GMC JIMMY | 5.7L V8 350 CID |
| | 1988-1989 | GMC P2500 | 5.7L V8 350 CID |
| | 1988-1989 | GMC R1500 SUBURBAN | 5.7L V8 350 CID |
| | 1988-1989 | GMC V1500 SUBURBAN | 5.7L V8 350 CID |
| | 1988-1990 | BUICK LESABRE | 5.0L V8 307 CID |
| | 1989-1990 | CHEVROLET R2500 SUBURBAN | 5.7L V8 350 CID |
| | 1989-1990 | CHEVROLET R2500 SUBURBAN | 7.4L V8 454 CID |
| | 1989-1990 | CHEVROLET R3500 | 5.7L V8 350 CID |
| | 1989-1990 | CHEVROLET R3500 | 7.4L V8 454 CID |
| | 1989-1990 | CHEVROLET V2500 SUBURBAN | 5.7L V8 350 CID |
| | 1989-1990 | CHEVROLET V3500 | 5.7L V8 350 CID |
| | 1989-1990 | CHEVROLET V3500 | 7.4L V8 454 CID |
| | 1989-1990 | GMC R2500 SUBURBAN | 7.4L V8 454 CID |
| | 1989-1991 | CHEVROLET R2500 SUBURBAN | 7.4L V8 454 CID |
| | 1989-1991 | CHEVROLET R3500 | 5.7L V8 350 CID |
| | 1989-1991 | CHEVROLET R3500 | 7.4L V8 454 CID |

| USMW | Years | Application | Engine |
|--------------|-----------|-----------------------------|------------------------|
| | 1989-1991 | CHEVROLET V3500 | 5.7L V8 350 CID |
| | 1989-1991 | CHEVROLET V3500 | 7.4L V8 454 CID |
| | 1989-1991 | GMC R2500 SUBURBAN | 7.4L V8 454 CID |
| | 1989-1991 | GMC R3500 | 7.4L V8 454 CID |
| | 1989-1991 | GMC V3500 | 7.4L V8 454 CID |
| | 1990-1991 | CHEVROLET R3500 | 7.4L V8 454 CID |
| | 1990-1991 | CHEVROLET V3500 | 7.4L V8 454 CID |
| | 1990-1991 | GMC R3500 | 5.7L V8 350 CID |
| | 1990-1991 | GMC R3500 | 7.4L V8 454 CID |
| | 1990-1991 | GMC V3500 | 5.7L V8 350 CID |
| | 1990-1991 | GMC V3500 | 7.4L V8 454 CID |
| | 1990-1993 | CHEVROLET P30 | 5.7L V8 350 CID |
| | 1990-1993 | CHEVROLET P30 | 7.4L V8 454 CID |
| | 1990-1993 | GMC P3500 | 5.7L V8 350 CID |
| | 1990-1993 | GMC P3500 | 7.4L V8 454 CID |
| | 1994-1995 | BUICK ROADMASTER | 5.7L V8 350 CID |
| | 1994-1995 | CHEVROLET P30 | 7.4L V8 454 CID |
| | 1994-1995 | GMC P3500 | 7.4L V8 454 CID |
| | 1994-1996 | CADILLAC COMMERCIAL CHASSIS | 5.7L V8 350 CID |
| | 1994-1996 | CADILLAC FLEETWOOD | 5.7L V8 350 CID |
| | 1994-1996 | CHEVROLET CAPRICE | 4.3L V8 265 CID |
| | 1994-1996 | CHEVROLET CAPRICE | 5.7L V8 350 CID |
| | 1994-1996 | CHEVROLET IMPALA | 5.7L V8 350 CID |
| | 1995-1996 | BUICK COMMERCIAL CHASSIS | 5.7L V8 350 CID |
| | 1996-1997 | CHEVROLET P30 | 7.4L V8 454 CID |
| | 1996-1997 | GMC P3500 | 7.4L V8 454 CID |
| 22048 | 1980 | AMERICAN MOTORS AMX | 4.2L L6 258 CID |
| | 1980 | AMERICAN MOTORS CONCORD | 4.2L L6 258 CID |
| | 1980 | AMERICAN MOTORS SPIRIT | 2.5L L4 151 CID |
| | 1980 | AMERICAN MOTORS SPIRIT | 4.2L L6 258 CID |
| | 1980 | JEEP CJ5 | 2.5L L4 151 CID |
| | 1980 | JEEP CJ7 | 2.5L L4 151 CID |
| | 1982 | GMC S15 | 1.9L L4 119 CID |
| | 1982 | GMC S15 | 2.8L V6 173 CID |
| | 1983 | AMERICAN MOTORS EAGLE | 2.5L L4 150 CID |
| | 1983 | AMERICAN MOTORS EAGLE | 2.5L L4 151 CID |
| | 1983 | CHEVROLET S10 | 2.0L L4 122 CID |
| | 1983 | CHEVROLET S10 BLAZER | 1.9L L4 119 CID |
| | 1983 | CHEVROLET S10 BLAZER | 2.0L L4 122 CID |
| | 1983 | CHEVROLET S10 BLAZER | 2.8L V6 173 CID |
| | 1983 | GMC S15 | 2.0L L4 122 CID |
| | 1983 | GMC S15 JIMMY | 1.9L L4 119 CID |
| | 1983 | GMC S15 JIMMY | 2.0L L4 122 CID |
| | 1983 | GMC S15 JIMMY | 2.8L V6 173 CID |
| | 1983 | JEEP CJ7 | 2.5L L4 150 CID |
| | 1983 | JEEP SCRAMBLER | 2.5L L4 150 CID |
| | 1984 | AMERICAN MOTORS EAGLE | 2.5L L4 150 CID |
| | 1984 | CHEVROLET IMPALA | 5.0L V8 305 CID |
| | 1984 | CHEVROLET S10 | 1.9L L4 119 CID |
| | 1984 | CHEVROLET S10 | 2.0L L4 122 CID |
| | 1984 | CHEVROLET S10 BLAZER | 1.9L L4 119 CID |
| | 1984 | CHEVROLET S10 BLAZER | 2.0L L4 122 CID |
| | 1984 | GMC S15 | 1.9L L4 119 CID |
| | 1984 | GMC S15 | 2.0L L4 122 CID |
| | 1984 | GMC S15 JIMMY | 1.9L L4 119 CID |
| | 1984 | GMC S15 JIMMY | 2.0L L4 122 CID |
| | 1985 | CHEVROLET S10 | 2.5L L4 2474cc 151 CID |
| | 1985 | CHEVROLET S10 | 2.8L V6 173 CID |
| | 1985 | CHEVROLET S10 BLAZER | 2.5L L4 2474cc 151 CID |
| | 1985 | CHEVROLET S10 BLAZER | 2.8L V6 173 CID |
| | 1985 | GMC S15 | 2.5L L4 2474cc 151 CID |
| | 1985 | GMC S15 | 2.8L V6 173 CID |
| | 1985 | GMC S15 JIMMY | 2.5L L4 2474cc 151 CID |
| | 1985 | GMC S15 JIMMY | 2.8L V6 173 CID |
| | 1985 | JEEP SCRAMBLER | 2.5L L4 150 CID |
| | 1986 | JEEP COMANCHE | 2.5L L4 150 CID |
| | 1986 | JEEP COMANCHE | 2.8L V6 173 CID |
| | 1987 | JEEP WRANGLER | 4.2L L6 258 CID |
| | 1988 | JEEP WRANGLER | 2.5L L4 150 CID |

FAN CLUTCHES

| USMW | Years | Application | Engine |
|-----------|---------------|-------------------------|------------------------|
| 22048 | 1988 | JEEP WRANGLER | 4.2L L6 258 CID |
| | 1980-1982 | AMERICAN MOTORS CONCORD | 2.5L L4 151 CID |
| | 1980-1982 | AMERICAN MOTORS SPIRIT | 2.5L L4 151 CID |
| | 1980-1983 | JEEP CJ5 | 2.5L L4 151 CID |
| | 1980-1983 | JEEP CJ7 | 2.5L L4 151 CID |
| | 1981-1982 | AMERICAN MOTORS EAGLE | 2.5L L4 151 CID |
| | 1981-1983 | JEEP SCRAMBLER | 2.5L L4 151 CID |
| | 1982-1983 | CHEVROLET S10 | 1.9L L4 119 CID |
| | 1982-1983 | CHEVROLET S10 | 2.8L V6 173 CID |
| | 1982-1983 | GMC S15 | 1.9L L4 119 CID |
| | 1982-1983 | GMC S15 | 2.8L V6 173 CID |
| | 1982-1983 | JEEP CJ5 | 2.5L L4 151 CID |
| | 1982-1983 | JEEP CJ7 | 2.5L L4 151 CID |
| | 1982-1983 | JEEP SCRAMBLER | 2.5L L4 151 CID |
| | 1983-1984 | JEEP SCRAMBLER | 2.5L L4 150 CID |
| | 1983-1985 | JEEP SCRAMBLER | 2.5L L4 150 CID |
| | 1983-1986 | JEEP CJ7 | 2.5L L4 150 CID |
| | 1984-1986 | JEEP CHEROKEE | 2.5L L4 150 CID |
| | 1984-1986 | JEEP CHEROKEE | 2.8L V6 173 CID |
| | 1984-1986 | JEEP WAGONEER | 2.5L L4 150 CID |
| | 1984-1986 | JEEP WAGONEER | 2.8L V6 173 CID |
| | 1984-1987 | AMERICAN MOTORS EAGLE | 4.2L L6 258 CID |
| | 1984-1988 | AMERICAN MOTORS EAGLE | 4.2L L6 258 CID |
| | 1985-1986 | JEEP CHEROKEE | 2.5L L4 150 CID |
| | 1985-1986 | JEEP CHEROKEE | 2.8L V6 173 CID |
| | 1985-1986 | JEEP CJ7 | 2.5L L4 150 CID |
| | 1987-1988 | JEEP WRANGLER | 2.5L L4 150 CID |
| | 1987-1988 | JEEP WRANGLER | 4.2L L6 258 CID |
| | 1987-1990 | JEEP WRANGLER | 2.5L L4 150 CID |
| 1988-1990 | JEEP WRANGLER | 2.5L L4 150 CID | |
| 1989-1990 | JEEP WRANGLER | 2.5L L4 150 CID | |
| 1989-1990 | JEEP WRANGLER | 4.2L L6 258 CID | |
| 22049 | 1958 | CHEVROLET DEL RAY | 4.6L V8 4638cc 283 CID |
| | 1964 | GMC G1000 | 2.5L L4 2508cc 153 CID |
| | 1965 | CHEVROLET CORVETTE | 6.5L V8 6489cc 396 CID |
| | 1965 | GMC G1000 | 3.2L L6 3180cc 194 CID |
| | 1966 | CHEVROLET C10 | 3.8L L6 3770cc 230 CID |
| | 1967 | CHEVROLET C3605 (MEX) | 4.7L V8 4738cc 283 CID |
| | 1967 | CHEVROLET C3605 (MEX) | 4.8L L6 4800cc 292 CID |
| | 1967 | CHEVROLET CAPRICE | 4.6L V8 4638cc 283 CID |
| | 1967 | CHEVROLET CHEVELLE | 3.8L L6 230 CID |
| | 1967 | CHEVROLET CHEVELLE | 4.1L L6 250 CID |
| | 1967 | CHEVROLET CHEVELLE | 4.6L V8 283 CID |
| | 1967 | CHEVROLET CHEVELLE | 4.6L V8 4638cc 283 CID |
| | 1967 | CHEVROLET CHEVELLE | 5.4L V8 327 CID |
| | 1967 | CHEVROLET EL CAMINO | 4.6L V8 4638cc 283 CID |
| | 1967 | CHEVROLET MALIBU | 3.8L L6 3769cc 230 CID |
| | 1967 | CHEVROLET MALIBU | 4.6L V8 4638cc 283 CID |
| | 1967 | CHEVROLET MALIBU | 5.3L V8 5358cc 327 CID |
| | 1967 | CHEVROLET MALIBU | 6.5L V8 6489cc 396 CID |
| | 1968 | CHEVROLET CHEVELLE | 5.0L V8 307 CID |
| | 1968 | INTERNATIONAL TRAVELALL | 3.9L L6 3949cc 241 CID |
| | 1969 | AMERICAN MOTORS REBEL | 4.7L V8 4753cc 290 CID |
| | 1969 | CHEVROLET CAMARO | 6.5L V8 6489cc 396 CID |
| | 1969 | CHEVROLET CAMARO | 7.0L V8 6998cc 427 CID |
| | 1969 | CHEVROLET NOVA | 6.5L V8 6489cc 396 CID |
| | 1970 | CHEVROLET CHEVELLE | 6.6L V8 6556cc 400 CID |
| | 1970 | CHEVROLET EL CAMINO | 6.5L V8 396 CID |
| | 1970 | CHEVROLET NOVA | 6.5L V8 396 CID |
| | 1971 | INTERNATIONAL PICKUP | 3.8L L6 3802cc 232 CID |
| | 1971 | INTERNATIONAL TRAVELALL | 3.8L L6 3802cc 232 CID |
| | 1973 | CHEVROLET CAMARO | 5.0L V8 307 CID |
| | 1973 | CHEVROLET K30 | 5.7L V8 5736cc 350 CID |
| | 1973 | CHEVROLET MALIBU | 5.0L V8 5031cc 307 CID |
| | 1974 | CHEVROLET EL CAMINO | 6.6L V8 6556cc 400 CID |
| | 1974 | CHEVROLET MALIBU | 6.6L V8 6556cc 400 CID |
| | 1974 | INTERNATIONAL SCOUT II | 5.0L V8 4983cc 304 CID |
| | 1974 | INTERNATIONAL SCOUT II | 5.6L V8 5655cc 345 CID |
| | 1974 | JEEP J10 | 5.9L V8 5899cc 360 CID |

| USMW | Years | Application | Engine |
|------|-------|------------------------|------------------------|
| | 1974 | JEEP J10 | 5.9L V8 5900cc 360 CID |
| | 1974 | JEEP J10 | 6.6L V8 6571cc 401 CID |
| | 1974 | JEEP J10 | 6.6L V8 6572cc 401 CID |
| | 1974 | JEEP J20 | 5.9L V8 5899cc 360 CID |
| | 1974 | JEEP J20 | 5.9L V8 5900cc 360 CID |
| | 1974 | JEEP J20 | 6.6L V8 6571cc 401 CID |
| | 1974 | JEEP J20 | 6.6L V8 6572cc 401 CID |
| | 1974 | JEEP WAGONEER | 6.6L V8 6571cc 401 CID |
| | 1974 | JEEP WAGONEER | 6.6L V8 6572cc 401 CID |
| | 1975 | CHEVROLET BELAIR | 5.7L V8 5736cc 350 CID |
| | 1975 | CHEVROLET C10 | 4.1L L6 4098cc 250 CID |
| | 1975 | CHEVROLET EL CAMINO | 7.4L V8 454 CID |
| | 1975 | CHEVROLET MALIBU | 7.4L V8 454 CID |
| | 1975 | CHEVROLET NOVA | 4.3L V8 262 CID |
| | 1975 | INTERNATIONAL PICKUP | 6.4L V8 6425cc 392 CID |
| | 1975 | INTERNATIONAL SCOUT | 6.4L V8 6425cc 392 CID |
| | 1977 | OLDSMOBILE STARFIRE | 5.0L V8 4998cc 305 CID |
| | 1978 | OLDSMOBILE CUTLASS | 5.0L V8 4998cc 305 CID |
| | 1979 | CHEVROLET C10 | 4.1L L6 4098cc 250 CID |
| | 1979 | CHEVROLET C30 | 5.7L V8 350 CID |
| | 1979 | CHEVROLET EL CAMINO | 3.8L V6 231 CID |
| | 1979 | CHEVROLET EL CAMINO | 4.4L V8 267 CID |
| | 1979 | CHEVROLET MALIBU | 3.8L V6 231 CID |
| | 1979 | CHEVROLET MALIBU | 4.4L V8 267 CID |
| | 1979 | CHEVROLET MONZA | 3.8L V6 231 CID |
| | 1980 | AMERICAN MOTORS EAGLE | 4.2L L6 258 CID |
| | 1980 | AMERICAN MOTORS PACER | 4.2L L6 258 CID |
| | 1980 | BUICK CENTURY | 4.9L V8 301 CID |
| | 1980 | BUICK ELECTRA | 4.9L V8 301 CID |
| | 1980 | BUICK ESTATE WAGON | 4.9L V8 301 CID |
| | 1980 | BUICK LESABRE | 4.9L V8 301 CID |
| | 1980 | BUICK REGAL | 4.9L V8 301 CID |
| | 1980 | CHEVROLET C10 | 4.8L L6 292 CID |
| | 1980 | CHEVROLET C10 | 5.0L V8 305 CID |
| | 1980 | CHEVROLET C10 SUBURBAN | 5.0L V8 305 CID |
| | 1980 | CHEVROLET C10 SUBURBAN | 5.7L V8 350 CID |
| | 1980 | CHEVROLET C20 | 4.8L L6 292 CID |
| | 1980 | CHEVROLET C20 | 5.0L V8 305 CID |
| | 1980 | CHEVROLET C20 SUBURBAN | 4.8L L6 292 CID |
| | 1980 | CHEVROLET C20 SUBURBAN | 5.0L V8 305 CID |
| | 1980 | CHEVROLET C30 | 4.8L L6 292 CID |
| | 1980 | CHEVROLET CAMARO | 3.8L V6 229 CID |
| | 1980 | CHEVROLET CAMARO | 3.8L V6 3800cc 231 CID |
| | 1980 | CHEVROLET CAMARO | 4.4L V8 267 CID |
| | 1980 | CHEVROLET CAMARO | 5.0L V8 305 CID |
| | 1980 | CHEVROLET CAPRICE | 3.8L V6 229 CID |
| | 1980 | CHEVROLET CAPRICE | 3.8L V6 3800cc 231 CID |
| | 1980 | CHEVROLET CAPRICE | 4.4L V8 267 CID |
| | 1980 | CHEVROLET CAPRICE | 5.7L V8 350 CID |
| | 1980 | CHEVROLET G10 | 5.0L V8 305 CID |
| | 1980 | CHEVROLET G20 | 5.0L V8 305 CID |
| | 1980 | CHEVROLET G20 | 5.7L V8 350 CID |
| | 1980 | CHEVROLET G30 | 5.7L V8 350 CID |
| | 1980 | CHEVROLET IMPALA | 3.8L V6 229 CID |
| | 1980 | CHEVROLET IMPALA | 3.8L V6 3800cc 231 CID |
| | 1980 | CHEVROLET IMPALA | 4.4L V8 267 CID |
| | 1980 | CHEVROLET IMPALA | 5.7L V8 350 CID |
| | 1980 | CHEVROLET K10 | 4.8L L6 292 CID |
| | 1980 | CHEVROLET K10 SUBURBAN | 5.0L V8 305 CID |
| | 1980 | CHEVROLET K20 | 4.8L L6 292 CID |
| | 1980 | CHEVROLET K20 | 5.0L V8 305 CID |
| | 1980 | CHEVROLET K20 SUBURBAN | 4.8L L6 292 CID |
| | 1980 | CHEVROLET K30 | 4.8L L6 292 CID |
| | 1980 | CHEVROLET K5 BLAZER | 5.0L V8 305 CID |
| | 1980 | CHEVROLET MALIBU | 3.8L V6 229 CID |
| | 1980 | CHEVROLET MALIBU | 3.8L V6 3800cc 231 CID |
| | 1980 | CHEVROLET MALIBU | 4.4L V8 267 CID |
| | 1980 | CHEVROLET MALIBU | 5.0L V8 305 CID |
| | 1980 | CHEVROLET MONTE CARLO | 3.8L V6 229 CID |

| USMW | Years | Application | Engine |
|------|-------|----------------------------|------------------------|
| 1980 | | CHEVROLET MONTE CARLO | 3.8L V6 3800cc 231 CID |
| 1980 | | CHEVROLET MONTE CARLO | 4.4L V8 267 CID |
| 1980 | | CHEVROLET MONTE CARLO | 5.0L V8 305 CID |
| 1980 | | CHEVROLET MONZA | 2.5L L4 2474cc 151 CID |
| 1980 | | CHEVROLET MONZA | 3.8L V6 3800cc 231 CID |
| 1980 | | GMC C1500 | 4.8L L6 292 CID |
| 1980 | | GMC C1500 | 5.0L V8 305 CID |
| 1980 | | GMC C1500 SUBURBAN | 5.0L V8 305 CID |
| 1980 | | GMC C2500 SUBURBAN | 5.7L V8 350 CID |
| 1980 | | GMC CABALLERO | 3.8L V6 229 CID |
| 1980 | | GMC CABALLERO | 3.8L V6 3800cc 231 CID |
| 1980 | | GMC CABALLERO | 4.4L V8 267 CID |
| 1980 | | GMC CABALLERO | 5.0L V8 305 CID |
| 1980 | | GMC G1500 | 5.0L V8 305 CID |
| 1980 | | GMC G2500 | 5.0L V8 305 CID |
| 1980 | | GMC G2500 | 5.7L V8 350 CID |
| 1980 | | GMC G3500 | 5.7L V8 350 CID |
| 1980 | | GMC JIMMY | 5.0L V8 305 CID |
| 1980 | | GMC K1500 | 4.8L L6 292 CID |
| 1980 | | JEEP CHEROKEE | 5.9L V8 360 CID |
| 1980 | | JEEP CJ5 | 5.0L V8 304 CID |
| 1980 | | JEEP CJ7 | 5.0L V8 304 CID |
| 1980 | | OLDSMOBILE CUTLASS | 3.8L V6 3800cc 231 CID |
| 1980 | | OLDSMOBILE CUTLASS | 4.3L V8 260 CID |
| 1980 | | OLDSMOBILE CUTLASS | 5.7L V8 350 CID |
| 1980 | | OLDSMOBILE CUTLASS CALAIS | 3.8L V6 3800cc 231 CID |
| 1980 | | OLDSMOBILE CUTLASS CALAIS | 5.7L V8 350 CID |
| 1980 | | OLDSMOBILE CUTLASS CRUISER | 3.8L V6 3800cc 231 CID |
| 1980 | | OLDSMOBILE CUTLASS CRUISER | 5.7L V8 350 CID |
| 1980 | | OLDSMOBILE CUTLASS SALON | 3.8L V6 3800cc 231 CID |
| 1980 | | OLDSMOBILE CUTLASS SALON | 4.3L V8 260 CID |
| 1980 | | OLDSMOBILE CUTLASS SALON | 5.7L V8 350 CID |
| 1980 | | OLDSMOBILE CUTLASS SUPREME | 3.8L V6 3800cc 231 CID |
| 1980 | | OLDSMOBILE CUTLASS SUPREME | 5.7L V8 350 CID |
| 1980 | | OLDSMOBILE DELTA 88 | 3.8L V6 3800cc 231 CID |
| 1980 | | OLDSMOBILE DELTA 88 | 5.7L V8 350 CID |
| 1980 | | OLDSMOBILE STARFIRE | 2.5L L4 2474cc 151 CID |
| 1980 | | PONTIAC BONNEVILLE | 5.7L V8 350 CID |
| 1980 | | PONTIAC CATALINA | 5.7L V8 350 CID |
| 1980 | | PONTIAC FIREBIRD | 5.0L V8 305 CID |
| 1980 | | PONTIAC GRAND LEMANS | 3.8L V6 229 CID |
| 1980 | | PONTIAC LEMANS | 3.8L V6 229 CID |
| 1980 | | PONTIAC SUNBIRD | 2.5L L4 2474cc 151 CID |
| 1981 | | AMERICAN MOTORS CONCORD | 4.2L L6 258 CID |
| 1981 | | AMERICAN MOTORS EAGLE | 4.2L L6 258 CID |
| 1981 | | AMERICAN MOTORS SPIRIT | 4.2L L6 258 CID |
| 1981 | | BUICK CENTURY | 3.8L V6 3800cc 231 CID |
| 1981 | | BUICK CENTURY | 4.3L V8 265 CID |
| 1981 | | BUICK CENTURY | 5.7L V8 350 CID |
| 1981 | | BUICK ELECTRA | 5.0L V8 307 CID |
| 1981 | | BUICK ESTATE WAGON | 5.0L V8 307 CID |
| 1981 | | BUICK LESABRE | 3.8L V6 3800cc 231 CID |
| 1981 | | BUICK LESABRE | 5.0L V8 307 CID |
| 1981 | | BUICK LESABRE | 5.7L V8 350 CID |
| 1981 | | BUICK REGAL | 3.8L V6 3800cc 231 CID |
| 1981 | | BUICK REGAL | 4.3L V8 265 CID |
| 1981 | | BUICK RIVIERA | 3.8L V6 3800cc 231 CID |
| 1981 | | BUICK RIVIERA | 5.0L V8 307 CID |
| 1981 | | CADILLAC ELDORADO | 4.1L V6 252 CID |
| 1981 | | CHEVROLET C10 | 5.0L V8 305 CID |
| 1981 | | CHEVROLET C10 | 5.7L V8 350 CID |
| 1981 | | CHEVROLET C10 | 5.7L V8 5735cc 350 CID |
| 1981 | | CHEVROLET C10 SUBURBAN | 5.0L V8 305 CID |
| 1981 | | CHEVROLET C10 SUBURBAN | 5.7L V8 350 CID |
| 1981 | | CHEVROLET C20 | 4.8L L6 292 CID |
| 1981 | | CHEVROLET C20 | 5.0L V8 305 CID |
| 1981 | | CHEVROLET C20 | 5.7L V8 350 CID |
| 1981 | | CHEVROLET C20 SUBURBAN | 4.8L L6 292 CID |
| 1981 | | CHEVROLET C20 SUBURBAN | 5.0L V8 305 CID |

| USMW | Years | Application | Engine |
|------|-------|----------------------------|------------------------|
| 1981 | | CHEVROLET C20 SUBURBAN | 5.7L V8 350 CID |
| 1981 | | CHEVROLET C30 | 4.8L L6 292 CID |
| 1981 | | CHEVROLET C30 | 5.7L V8 350 CID |
| 1981 | | CHEVROLET CAMARO | 3.8L V6 229 CID |
| 1981 | | CHEVROLET CAMARO | 3.8L V6 3800cc 231 CID |
| 1981 | | CHEVROLET CAMARO | 4.4L V8 267 CID |
| 1981 | | CHEVROLET CAMARO | 5.0L V8 305 CID |
| 1981 | | CHEVROLET CAPRICE | 3.8L V6 229 CID |
| 1981 | | CHEVROLET CAPRICE | 3.8L V6 3800cc 231 CID |
| 1981 | | CHEVROLET CAPRICE | 4.4L V8 267 CID |
| 1981 | | CHEVROLET CAPRICE | 5.7L V8 350 CID |
| 1981 | | CHEVROLET EL CAMINO | 4.4L V8 267 CID |
| 1981 | | CHEVROLET EL CAMINO | 5.0L V8 305 CID |
| 1981 | | CHEVROLET IMPALA | 3.8L V6 229 CID |
| 1981 | | CHEVROLET IMPALA | 4.4L V8 267 CID |
| 1981 | | CHEVROLET K10 | 5.0L V8 305 CID |
| 1981 | | CHEVROLET K10 | 5.7L V8 350 CID |
| 1981 | | CHEVROLET K10 SUBURBAN | 5.0L V8 305 CID |
| 1981 | | CHEVROLET K10 SUBURBAN | 5.7L V8 350 CID |
| 1981 | | CHEVROLET K20 | 4.8L L6 292 CID |
| 1981 | | CHEVROLET K20 | 5.7L V8 350 CID |
| 1981 | | CHEVROLET K20 SUBURBAN | 4.8L L6 292 CID |
| 1981 | | CHEVROLET K20 SUBURBAN | 5.7L V8 350 CID |
| 1981 | | CHEVROLET K30 | 4.8L L6 292 CID |
| 1981 | | CHEVROLET K30 | 5.7L V8 350 CID |
| 1981 | | CHEVROLET K5 BLAZER | 5.0L V8 305 CID |
| 1981 | | CHEVROLET K5 BLAZER | 5.7L V8 350 CID |
| 1981 | | CHEVROLET MONTE CARLO | 3.8L V6 229 CID |
| 1981 | | CHEVROLET MONTE CARLO | 3.8L V6 3800cc 231 CID |
| 1981 | | CHEVROLET MONTE CARLO | 5.0L V8 305 CID |
| 1981 | | GMC C1500 | 5.0L V8 305 CID |
| 1981 | | GMC C1500 | 5.7L V8 350 CID |
| 1981 | | GMC C1500 SUBURBAN | 5.0L V8 305 CID |
| 1981 | | GMC C1500 SUBURBAN | 5.7L V8 350 CID |
| 1981 | | GMC CABALLERO | 3.8L V6 229 CID |
| 1981 | | GMC CABALLERO | 3.8L V6 3800cc 231 CID |
| 1981 | | GMC CABALLERO | 4.4L V8 267 CID |
| 1981 | | GMC CABALLERO | 5.0L V8 305 CID |
| 1981 | | GMC JIMMY | 5.0L V8 305 CID |
| 1981 | | GMC K1500 | 5.0L V8 305 CID |
| 1981 | | GMC K1500 SUBURBAN | 5.7L V8 350 CID |
| 1981 | | GMC K2500 SUBURBAN | 5.7L V8 350 CID |
| 1981 | | OLDSMOBILE CUTLASS | 3.8L V6 3800cc 231 CID |
| 1981 | | OLDSMOBILE CUTLASS CRUISER | 3.8L V6 3800cc 231 CID |
| 1981 | | OLDSMOBILE CUTLASS CRUISER | 5.0L V8 307 CID |
| 1981 | | OLDSMOBILE CUTLASS SUPREME | 3.8L V6 3800cc 231 CID |
| 1981 | | OLDSMOBILE CUTLASS SUPREME | 4.3L V8 260 CID |
| 1981 | | OLDSMOBILE DELTA 88 | 3.8L V6 3800cc 231 CID |
| 1981 | | OLDSMOBILE DELTA 88 | 5.0L V8 307 CID |
| 1981 | | PONTIAC BONNEVILLE | 3.8L V6 3800cc 231 CID |
| 1981 | | PONTIAC BONNEVILLE | 5.0L V8 307 CID |
| 1981 | | PONTIAC CATALINA | 5.0L V8 307 CID |
| 1981 | | PONTIAC FIREBIRD | 5.0L V8 305 CID |
| 1981 | | PONTIAC GRAND PRIX | 3.8L V6 3800cc 231 CID |
| 1982 | | AMERICAN MOTORS EAGLE | 4.2L L6 258 CID |
| 1982 | | AMERICAN MOTORS SPIRIT | 4.2L L6 258 CID |
| 1982 | | BUICK LESABRE | 3.8L V6 3800cc 231 CID |
| 1982 | | BUICK LESABRE | 4.1L V6 252 CID |
| 1982 | | BUICK LESABRE | 5.0L V8 307 CID |
| 1982 | | BUICK LESABRE | 5.7L V8 350 CID |
| 1982 | | BUICK REGAL | 3.8L V6 3800cc 231 CID |
| 1982 | | BUICK REGAL | 4.1L V6 252 CID |
| 1982 | | BUICK RIVIERA | 4.1L V6 252 CID |
| 1982 | | BUICK RIVIERA | 5.0L V8 307 CID |
| 1982 | | BUICK RIVIERA | 5.7L V8 350 CID |
| 1982 | | CADILLAC DEVILLE | 5.7L V8 350 CID |
| 1982 | | CADILLAC ELDORADO | 4.1L V6 252 CID |
| 1982 | | CADILLAC SEVILLE | 4.1L V6 252 CID |
| 1982 | | CHEVROLET C10 | 5.0L V8 305 CID |

FAN CLUTCHES

| USMW | Years | Application | Engine |
|-------|-------|----------------------------|------------------------|
| 22049 | 1982 | CHEVROLET C10 | 5.7L V8 350 CID |
| | 1982 | CHEVROLET C10 SUBURBAN | 5.0L V8 305 CID |
| | 1982 | CHEVROLET C10 SUBURBAN | 5.7L V8 350 CID |
| | 1982 | CHEVROLET C20 | 5.0L V8 305 CID |
| | 1982 | CHEVROLET C20 | 5.7L V8 350 CID |
| | 1982 | CHEVROLET C20 SUBURBAN | 5.0L V8 305 CID |
| | 1982 | CHEVROLET C20 SUBURBAN | 5.7L V8 350 CID |
| | 1982 | CHEVROLET C30 | 5.7L V8 350 CID |
| | 1982 | CHEVROLET CAMARO | 2.5L L4 2474cc 151 CID |
| | 1982 | CHEVROLET CAMARO | 5.0L V8 305 CID |
| | 1982 | CHEVROLET CAPRICE | 3.8L V6 229 CID |
| | 1982 | CHEVROLET CAPRICE | 4.4L V8 267 CID |
| | 1982 | CHEVROLET CAPRICE | 5.0L V8 305 CID |
| | 1982 | CHEVROLET EL CAMINO | 4.4L V8 267 CID |
| | 1982 | CHEVROLET EL CAMINO | 5.0L V8 305 CID |
| | 1982 | CHEVROLET IMPALA | 3.8L V6 229 CID |
| | 1982 | CHEVROLET IMPALA | 4.4L V8 267 CID |
| | 1982 | CHEVROLET IMPALA | 5.0L V8 305 CID |
| | 1982 | CHEVROLET K10 | 5.0L V8 305 CID |
| | 1982 | CHEVROLET K10 SUBURBAN | 5.0L V8 305 CID |
| | 1982 | CHEVROLET K5 BLAZER | 5.0L V8 305 CID |
| | 1982 | CHEVROLET MALIBU | 4.4L V8 267 CID |
| | 1982 | CHEVROLET MONTE CARLO | 4.4L V8 267 CID |
| | 1982 | GMC C1500 | 5.0L V8 305 CID |
| | 1982 | GMC C1500 | 5.7L V8 350 CID |
| | 1982 | GMC C1500 SUBURBAN | 5.0L V8 305 CID |
| | 1982 | GMC C1500 SUBURBAN | 5.7L V8 350 CID |
| | 1982 | GMC C2500 | 5.0L V8 305 CID |
| | 1982 | GMC C2500 | 5.7L V8 350 CID |
| | 1982 | GMC C2500 SUBURBAN | 5.0L V8 305 CID |
| | 1982 | GMC C2500 SUBURBAN | 5.7L V8 350 CID |
| | 1982 | GMC JIMMY | 5.0L V8 305 CID |
| | 1982 | GMC JIMMY | 5.7L V8 350 CID |
| | 1982 | GMC K1500 | 5.0L V8 305 CID |
| | 1982 | GMC K1500 SUBURBAN | 5.0L V8 305 CID |
| | 1982 | GMC K1500 SUBURBAN | 5.7L V8 350 CID |
| | 1982 | GMC K2500 SUBURBAN | 5.7L V8 350 CID |
| | 1982 | OLDSMOBILE CUTLASS CALAIS | 4.3L V8 260 CID |
| | 1982 | OLDSMOBILE CUTLASS CALAIS | 5.0L V8 307 CID |
| | 1982 | OLDSMOBILE CUTLASS CRUISER | 4.3L V8 260 CID |
| | 1982 | OLDSMOBILE CUTLASS SUPREME | 4.3L V8 260 CID |
| | 1982 | OLDSMOBILE DELTA 88 | 4.3L V8 260 CID |
| | 1982 | PONTIAC BONNEVILLE | 4.1L V6 252 CID |
| | 1982 | PONTIAC GRAND PRIX | 4.1L V6 252 CID |
| | 1983 | AMERICAN MOTORS SPIRIT | 4.2L L6 258 CID |
| | 1983 | BUICK RIVIERA | 4.1L V6 252 CID |
| | 1983 | BUICK RIVIERA | 5.0L V8 307 CID |
| | 1983 | BUICK RIVIERA | 5.7L V8 350 CID |
| | 1983 | CADILLAC DEVILLE | 5.7L V8 350 CID |
| | 1983 | CHEVROLET C30 | 5.7L V8 350 CID |
| | 1983 | CHEVROLET CAMARO | 5.0L V8 305 CID |
| | 1983 | CHEVROLET G10 | 5.0L V8 305 CID |
| | 1983 | CHEVROLET G20 | 5.0L V8 305 CID |
| | 1983 | CHEVROLET K10 | 5.7L V8 350 CID |
| | 1983 | CHEVROLET K20 SUBURBAN | 5.7L V8 350 CID |
| | 1983 | CHEVROLET K30 | 5.7L V8 350 CID |
| | 1983 | CHEVROLET MONTE CARLO | 3.8L V6 229 CID |
| | 1983 | CHEVROLET MONTE CARLO | 3.8L V6 3800cc 231 CID |
| | 1983 | CHEVROLET MONTE CARLO | 4.3L V6 260 CID |
| | 1983 | CHEVROLET MONTE CARLO | 5.0L V8 305 CID |
| | 1983 | CHEVROLET MONTE CARLO | 5.7L V8 350 CID |
| | 1983 | GMC G1500 | 5.0L V8 305 CID |
| | 1983 | GMC G2500 | 5.0L V8 305 CID |
| | 1983 | JEEP CHEROKEE | 5.9L V8 360 CID |
| | 1983 | OLDSMOBILE CUTLASS CALAIS | 3.8L V6 3800cc 231 CID |
| | 1983 | OLDSMOBILE CUTLASS CALAIS | 4.3L V6 260 CID |
| | 1983 | OLDSMOBILE CUTLASS CALAIS | 5.7L V8 350 CID |
| | 1984 | CHEVROLET K10 | 5.7L V8 350 CID |
| | 1984 | CHEVROLET K20 SUBURBAN | 5.7L V8 350 CID |

| USMW | Years | Application | Engine |
|------|-------|----------------------------|------------------------|
| | 1984 | CHEVROLET K30 | 5.7L V8 350 CID |
| | 1984 | CHEVROLET K5 BLAZER | 5.0L V8 305 CID |
| | 1984 | CHEVROLET K5 BLAZER | 5.7L V8 350 CID |
| | 1984 | OLDSMOBILE DELTA 88 | 3.8L V6 3800cc 231 CID |
| | 1984 | OLDSMOBILE DELTA 88 | 5.7L V8 350 CID |
| | 1984 | PONTIAC BONNEVILLE | 5.0L V8 305 CID |
| | 1984 | PONTIAC GRAND PRIX | 5.7L V8 350 CID |
| | 1984 | PONTIAC PARISIENNE | 3.8L V6 3800cc 231 CID |
| | 1985 | BUICK LESABRE | 3.8L V6 3800cc 231 CID |
| | 1985 | BUICK LESABRE | 5.0L V8 307 CID |
| | 1985 | BUICK LESABRE | 5.7L V8 350 CID |
| | 1985 | BUICK REGAL | 5.7L V8 350 CID |
| | 1985 | CHEVROLET C10 | 5.7L V8 350 CID |
| | 1985 | CHEVROLET C10 SUBURBAN | 5.7L V8 350 CID |
| | 1985 | CHEVROLET C20 | 5.7L V8 350 CID |
| | 1985 | CHEVROLET C30 | 5.7L V8 350 CID |
| | 1985 | CHEVROLET CAMARO | 5.0L V8 305 CID |
| | 1985 | CHEVROLET CAPRICE | 5.7L V8 350 CID |
| | 1985 | CHEVROLET IMPALA | 4.3L V6 262 CID |
| | 1985 | CHEVROLET K10 | 5.7L V8 350 CID |
| | 1985 | CHEVROLET K20 | 4.3L V6 262 CID |
| | 1985 | CHEVROLET K20 | 5.0L V8 305 CID |
| | 1985 | CHEVROLET K20 | 5.7L V8 350 CID |
| | 1985 | CHEVROLET K30 | 5.7L V8 350 CID |
| | 1985 | GMC C1500 | 5.7L V8 350 CID |
| | 1985 | GMC C1500 SUBURBAN | 5.7L V8 350 CID |
| | 1985 | GMC C2500 SUBURBAN | 5.7L V8 350 CID |
| | 1985 | GMC C3500 | 5.7L V8 350 CID |
| | 1985 | GMC K1500 | 5.7L V8 350 CID |
| | 1985 | GMC K2500 | 4.3L V6 262 CID |
| | 1985 | OLDSMOBILE CUTLASS SALON | 5.7L V8 350 CID |
| | 1985 | OLDSMOBILE CUTLASS SUPREME | 3.8L V6 3800cc 231 CID |
| | 1985 | OLDSMOBILE CUTLASS SUPREME | 5.0L V8 307 CID |
| | 1985 | OLDSMOBILE TORONADO | 5.0L V8 307 CID |
| | 1985 | OLDSMOBILE TORONADO | 5.7L V8 350 CID |
| | 1985 | PONTIAC PARISIENNE | 5.0L V8 305 CID |
| | 1986 | CADILLAC FLEETWOOD | 5.0L V8 307 CID |
| | 1986 | CHEVROLET C10 SUBURBAN | 5.7L V8 350 CID |
| | 1986 | CHEVROLET C20 | 5.7L V8 350 CID |
| | 1986 | CHEVROLET C20 SUBURBAN | 5.7L V8 350 CID |
| | 1986 | CHEVROLET CAPRICE | 4.3L V6 262 CID |
| | 1986 | CHEVROLET CAPRICE | 5.0L V8 305 CID |
| | 1986 | CHEVROLET CAPRICE | 5.7L V8 5736cc 350 CID |
| | 1986 | CHEVROLET K10 SUBURBAN | 5.7L V8 350 CID |
| | 1986 | CHEVROLET K20 | 5.7L V8 350 CID |
| | 1986 | GMC C3500 | 5.0L V8 305 CID |
| | 1986 | PONTIAC BONNEVILLE | 4.3L V6 262 CID |
| | 1986 | PONTIAC PARISIENNE | 4.3L V6 262 CID |
| | 1986 | PONTIAC PARISIENNE | 5.0L V8 307 CID |
| | 1987 | BUICK REGAL | 3.8L V6 3800cc 231 CID |
| | 1987 | CADILLAC BROUGHAM | 5.0L V8 307 CID |
| | 1987 | CHEVROLET BLAZER | 5.7L V8 350 CID |
| | 1987 | CHEVROLET C10 (MEX) | 5.7L V8 5700cc 350 CID |
| | 1987 | CHEVROLET C35 | 5.7L V8 5735cc 350 CID |
| | 1987 | CHEVROLET CAPRICE | 4.3L V6 262 CID |
| | 1987 | CHEVROLET CAPRICE | 5.0L V8 307 CID |
| | 1987 | CHEVROLET R10 | 4.3L V6 262 CID |
| | 1987 | CHEVROLET R10 | 5.0L V8 305 CID |
| | 1987 | CHEVROLET R10 | 5.7L V8 350 CID |
| | 1987 | CHEVROLET R10 SUBURBAN | 5.0L V8 305 CID |
| | 1987 | CHEVROLET R10 SUBURBAN | 5.7L V8 350 CID |
| | 1987 | CHEVROLET R20 | 4.3L V6 262 CID |
| | 1987 | CHEVROLET R20 | 5.0L V8 305 CID |
| | 1987 | CHEVROLET R20 SUBURBAN | 5.7L V8 350 CID |
| | 1987 | CHEVROLET V10 | 4.3L V6 262 CID |
| | 1987 | CHEVROLET V10 | 5.0L V8 305 CID |
| | 1987 | CHEVROLET V10 | 5.7L V8 350 CID |
| | 1987 | CHEVROLET V10 SUBURBAN | 5.7L V8 350 CID |

| USMW | Years | Application | Engine |
|-------|-----------|-------------------------------|------------------------|
| 22049 | 1987 | CHEVROLET V20 | 5.7L V8 350 CID |
| | 1987 | CHEVROLET V20 SUBURBAN | 5.7L V8 350 CID |
| | 1987 | GMC R1500 | 4.3L V6 262 CID |
| | 1987 | GMC R1500 | 5.0L V8 305 CID |
| | 1987 | GMC R1500 | 5.7L V8 350 CID |
| | 1987 | GMC R1500 SUBURBAN | 5.0L V8 305 CID |
| | 1987 | GMC R1500 SUBURBAN | 5.7L V8 350 CID |
| | 1987 | GMC R2500 | 4.3L V6 262 CID |
| | 1987 | GMC R2500 | 5.0L V8 305 CID |
| | 1987 | GMC R2500 SUBURBAN | 5.7L V8 350 CID |
| | 1987 | GMC V1500 | 4.3L V6 262 CID |
| | 1987 | GMC V1500 | 5.0L V8 305 CID |
| | 1987 | GMC V1500 | 5.7L V8 350 CID |
| | 1987 | GMC V1500 SUBURBAN | 5.7L V8 350 CID |
| | 1987 | GMC V2500 | 5.7L V8 350 CID |
| | 1987 | GMC V2500 SUBURBAN | 5.7L V8 350 CID |
| | 1987 | OLDSMOBILE CUTLASS SUPREME | 3.8L V6 3800cc 231 CID |
| | 1987 | OLDSMOBILE CUTLASS SUPREME | 5.0L V8 307 CID |
| | 1988 | CHEVROLET BLAZER | 5.7L V8 350 CID |
| | 1988 | CHEVROLET CAPRICE | 4.3L V6 262 CID |
| | 1988 | CHEVROLET R20 | 5.7L V8 350 CID |
| | 1988 | CHEVROLET R30 | 5.7L V8 350 CID |
| | 1988 | CHEVROLET V30 | 5.7L V8 350 CID |
| | 1988 | OLDSMOBILE CUTLASS SUPREME | 5.0L V8 307 CID |
| | 1989 | CHEVROLET R2500 | 5.7L V8 350 CID |
| | 1989 | GMC R3500 | 5.7L V8 350 CID |
| | 1989 | GMC V3500 | 5.7L V8 350 CID |
| | 1990 | GMC R2500 SUBURBAN | 5.7L V8 350 CID |
| | 1990 | GMC V2500 SUBURBAN | 5.7L V8 350 CID |
| | 1992 | DODGE D250 | 5.9L V8 360 CID |
| | 1992 | DODGE D350 | 5.9L V8 360 CID |
| | 1992 | DODGE RAMCHARGER | 5.9L V8 360 CID |
| | 1992 | DODGE W250 | 5.9L V8 360 CID |
| | 1992 | DODGE W350 | 5.9L V8 360 CID |
| | 1957-1977 | CHEVROLET ONE-FIFTY | 4.6L V8 4641cc 283 CID |
| | 1957-2002 | CHEVROLET TWO-TEN | 4.6L V8 4641cc 283 CID |
| | 1958-1974 | CHEVROLET 3100 | 4.6L V8 4641cc 283 CID |
| | 1961-1963 | OLDSMOBILE SUPER 88 | 6.5L V8 6458cc 394 CID |
| | 1961-1965 | GMC C1000 | 5.0L V6 4999cc 305 CID |
| | 1961-1965 | GMC C1500 | 5.0L V6 4999cc 305 CID |
| | 1961-1965 | GMC K1000 | 5.0L V6 4999cc 305 CID |
| | 1961-1965 | GMC K1500 | 5.0L V6 4999cc 305 CID |
| | 1961-1967 | GMC C2500 | 5.0L V6 4999cc 305 CID |
| | 1963-1966 | GMC PB1000 VAN | 3.8L L6 3770cc 230 CID |
| | 1963-1967 | CHEVROLET C30 | 4.8L L6 4786cc 292 CID |
| | 1963-1967 | CHEVROLET P10 VAN | 3.8L L6 3770cc 230 CID |
| | 1964-1965 | GMC C1000 | 3.8L L6 3770cc 230 CID |
| | 1964-1965 | GMC C1500 | 3.8L L6 3770cc 230 CID |
| | 1964-1965 | GMC C2500 | 3.8L L6 3770cc 230 CID |
| | 1964-1965 | GMC K1000 | 3.8L L6 3770cc 230 CID |
| | 1964-1965 | GMC K1500 | 3.8L L6 3770cc 230 CID |
| | 1964-1967 | CHEVROLET CS1073 (MEX) | 4.7L V8 4738cc 283 CID |
| | 1964-1967 | CHEVROLET CS31003 (MEX) | 4.7L V8 4738cc 283 CID |
| | 1964-1967 | OLDSMOBILE VISTA CRUISER | 5.4L V8 5548cc 330 CID |
| | 1964-1968 | CHEVROLET CHEVELLE | 5.3L V8 5358cc 327 CID |
| | 1964-1969 | CHEVROLET CS1073 (MEX) | 5.4L V8 5400cc 327 CID |
| | 1964-1969 | CHEVROLET CS31003 (MEX) | 5.4L V8 5400cc 327 CID |
| | 1964-1975 | INTERNATIONAL PICKUP | 5.0L V8 4983cc 304 CID |
| | 1964-1978 | CHEVROLET CS1073 (MEX) | 4.8L L6 4800cc 292 CID |
| | 1964-1978 | CHEVROLET CS31003 (MEX) | 4.8L L6 4800cc 292 CID |
| | 1965-1966 | CHEVROLET C1405 (MEX) | 4.7L V8 4738cc 283 CID |
| | 1965-1966 | CHEVROLET C1405 (MEX) | 4.8L L6 4800cc 292 CID |
| | 1965-1967 | CHEVROLET C20905 (MEX) | 4.7L V8 4738cc 283 CID |
| | 1965-1967 | CHEVROLET C20905 (MEX) | 4.8L L6 4800cc 292 CID |
| | 1966-1965 | GMC PB2500 VAN | 4.1L L6 4098cc 250 CID |
| | 1966-1970 | AMERICAN MOTORS CLASSIC (MEX) | 3.3L L6 3300cc 199 CID |
| | 1966-1974 | INTERNATIONAL PICKUP | 5.0L V8 4983cc 304 CID |
| | 1966-1974 | INTERNATIONAL TRAVELALL | 5.0L V8 4983cc 304 CID |
| | 1966-1978 | CHEVROLET CS1073 (MEX) | 4.1L L6 4100cc 250 CID |

| USMW | Years | Application | Engine |
|------|-----------|--------------------------------|------------------------|
| | 1966-2006 | GMC 1000 | 4.1L L6 4098cc 250 CID |
| | 1967-1969 | CHEVROLET CAMARO | 3.8L L6 3769cc 230 CID |
| | 1967-1969 | CHEVROLET CAMARO | 4.9L V8 4949cc 302 CID |
| | 1967-1969 | CHEVROLET CAMARO | 5.3L V8 5358cc 327 CID |
| | 1967-1969 | CHEVROLET CAPRICE | 4.1L L6 4098cc 250 CID |
| | 1967-1969 | CHEVROLET CAPRICE | 5.3L V8 5358cc 327 CID |
| | 1967-1969 | CHEVROLET CAPRICE | 6.5L V8 6489cc 396 CID |
| | 1967-1969 | CHEVROLET CAPRICE | 7.0L V8 6998cc 427 CID |
| | 1967-1969 | CHEVROLET CHEVELLE | 3.8L L6 3769cc 230 CID |
| | 1967-1969 | CHEVROLET CHEVELLE | 6.5L V8 6489cc 396 CID |
| | 1967-1969 | CHEVROLET EL CAMINO | 3.8L L6 3769cc 230 CID |
| | 1967-1969 | CHEVROLET EL CAMINO | 5.3L V8 5358cc 327 CID |
| | 1967-1969 | CHEVROLET EL CAMINO | 6.5L V8 6489cc 396 CID |
| | 1967-1970 | CHEVROLET CHEVELLE | 6.5L V8 396 CID |
| | 1967-1973 | CHEVROLET CHEVELLE | 4.1L L6 4097cc 250 CID |
| | 1967-1974 | AMERICAN MOTORS CLASSIC (MEX) | 3.8L L6 3800cc 232 CID |
| | 1967-1974 | CHEVROLET CAPRICE | 4.1L L6 4097cc 250 CID |
| | 1967-1974 | CHEVROLET EL CAMINO | 4.1L L6 4097cc 250 CID |
| | 1967-1974 | CHEVROLET EL CAMINO | 4.1L L6 4098cc 250 CID |
| | 1967-1974 | CHEVROLET MALIBU | 4.1L L6 4098cc 250 CID |
| | 1967-1974 | CHEVROLET P10 VAN | 4.1L L6 4098cc 250 CID |
| | 1967-1974 | CHEVROLET P10 VAN | 4.8L L6 4786cc 292 CID |
| | 1967-1974 | GMC P1500 VAN | 4.6L V8 4663cc 283 CID |
| | 1967-1976 | GMC K2500 | 4.6L V8 4663cc 283 CID |
| | 1967-1977 | GMC C1500 | 4.1L L6 4098cc 250 CID |
| | 1967-1977 | GMC C2500 | 4.6L V8 4663cc 283 CID |
| | 1967-1977 | GMC C2500 | 4.8L L6 4786cc 292 CID |
| | 1967-1977 | GMC K2500 | 4.8L L6 4786cc 292 CID |
| | 1967-1977 | GMC K2500 | 5.0L V6 4999cc 305 CID |
| | 1967-1979 | CHEVROLET MALIBU | 4.1L L6 4097cc 250 CID |
| | 1968-1969 | INTERNATIONAL PICKUP | 4.3L V8 4360cc 266 CID |
| | 1968-1970 | INTERNATIONAL PICKUP | 3.9L L6 3949cc 241 CID |
| | 1968-1973 | CHEVROLET CAPRICE | 5.0L V8 5031cc 307 CID |
| | 1968-1973 | CHEVROLET CHEVELLE | 5.0L V8 5031cc 307 CID |
| | 1968-1973 | CHEVROLET CHEVELLE | 5.7L V8 5736cc 350 CID |
| | 1968-1973 | CHEVROLET EL CAMINO | 5.0L V8 5031cc 307 CID |
| | 1968-1974 | CHEVROLET EL CAMINO | 5.7L V8 5736cc 350 CID |
| | 1968-1974 | INTERNATIONAL METRO | 4.3L V8 4360cc 266 CID |
| | 1968-1974 | INTERNATIONAL TRAVELALL | 4.3L V8 4360cc 266 CID |
| | 1968-1978 | CHEVROLET CS31003 (MEX) | 5.7L V8 5700cc 350 CID |
| | 1968-2008 | INTERNATIONAL METRO | 3.9L L6 3949cc 241 CID |
| | 1969-1970 | AMERICAN MOTORS AMERICAN (MEX) | 3.3L L6 3300cc 199 CID |
| | 1969-1970 | CHEVROLET NOVA | 2.5L L4 2507cc 153 CID |
| | 1969-1970 | CHEVROLET NOVA | 3.8L L6 3769cc 230 CID |
| | 1969-1970 | INTERNATIONAL PICKUP | 3.8L L6 3802cc 232 CID |
| | 1969-1970 | INTERNATIONAL TRAVELALL | 3.8L L6 3802cc 232 CID |
| | 1969-1970 | INTERNATIONAL TRAVELALL | 3.9L L6 3949cc 241 CID |
| | 1969-1970 | INTERNATIONAL TRAVELALL | 4.3L V8 4360cc 266 CID |
| | 1969-1973 | CHEVROLET CAMARO | 4.1L L6 4098cc 250 CID |
| | 1969-1973 | CHEVROLET CAMARO | 5.0L V8 5031cc 307 CID |
| | 1969-1973 | CHEVROLET NOVA | 5.0L V8 5031cc 307 CID |
| | 1969-1974 | AMERICAN MOTORS AMERICAN (MEX) | 3.8L L6 3800cc 232 CID |
| | 1969-1974 | CHEVROLET CAMARO | 4.1L L6 4097cc 250 CID |
| | 1969-1974 | CHEVROLET CAMARO | 5.7L V8 5736cc 350 CID |
| | 1969-1974 | CHEVROLET CAPRICE | 5.7L V8 5736cc 350 CID |
| | 1969-1974 | CHEVROLET NOVA | 4.1L L6 4097cc 250 CID |
| | 1969-1974 | CHEVROLET NOVA | 5.7L V8 5736cc 350 CID |
| | 1970-1971 | CHEVROLET NOVA | 7.4L V8 7439cc 454 CID |
| | 1970-1972 | CHEVROLET CAMARO | 6.6L V8 6588cc 402 CID |
| | 1970-1972 | CHEVROLET CAPRICE | 6.6L V8 6588cc 402 CID |
| | 1970-1972 | CHEVROLET CHEVELLE | 6.6L V8 6588cc 402 CID |
| | 1970-1972 | CHEVROLET EL CAMINO | 6.6L V8 6588cc 402 CID |
| | 1970-1972 | CHEVROLET NOVA | 6.6L V8 6588cc 402 CID |
| | 1970-1973 | CHEVROLET CHEVELLE | 6.6L V8 6555cc 400 CID |
| | 1970-1973 | CHEVROLET CHEVELLE | 7.4L V8 7439cc 454 CID |
| | 1970-1973 | CHEVROLET CHEVELLE | 7.4L V8 7441cc 454 CID |
| | 1970-1974 | CHEVROLET CAPRICE | 6.6L V8 6555cc 400 CID |
| | 1970-1974 | CHEVROLET CAPRICE | 6.6L V8 6556cc 400 CID |

FAN CLUTCHES

| USMW | Years | Application | Engine |
|-------|-----------|--------------------------------|------------------------|
| 22049 | 1970-1974 | CHEVROLET CAPRICE | 7.4L V8 7439cc 454 CID |
| | 1970-1974 | CHEVROLET CAPRICE | 7.4L V8 7441cc 454 CID |
| | 1970-1974 | CHEVROLET EL CAMINO | 6.6L V8 6555cc 400 CID |
| | 1970-1974 | CHEVROLET EL CAMINO | 7.4L V8 7439cc 454 CID |
| | 1970-1974 | CHEVROLET EL CAMINO | 7.4L V8 7441cc 454 CID |
| | 1971-1974 | CHEVROLET VEGA | 2.3L L4 2295cc 140 CID |
| | 1971-1974 | INTERNATIONAL METRO | 5.0L V8 4983cc 304 CID |
| | 1971-1975 | INTERNATIONAL PICKUP | 5.6L V8 5655cc 345 CID |
| | 1971-1975 | INTERNATIONAL SCOUT | 3.8L L6 3802cc 232 CID |
| | 1971-1975 | INTERNATIONAL SCOUT | 5.0L V8 4983cc 304 CID |
| | 1971-1975 | INTERNATIONAL SCOUT | 5.6L V8 5655cc 345 CID |
| | 1971-1975 | INTERNATIONAL TRAVELALL | 5.6L V8 5655cc 345 CID |
| | 1971-1977 | CHEVROLET VEGA | 2.3L L4 2294cc 140 CID |
| | 1971-2008 | INTERNATIONAL METRO | 3.8L L6 3802cc 232 CID |
| | 1972-1973 | CHEVROLET CAMARO | 5.7L V8 5737cc 350 CID |
| | 1972-1973 | CHEVROLET CHEVELLE | 5.7L V8 5737cc 350 CID |
| | 1972-1974 | AMERICAN MOTORS CLASSIC (MEX) | 4.2L L6 4200cc 258 CID |
| | 1972-1974 | CHEVROLET CAPRICE | 5.7L V8 5737cc 350 CID |
| | 1972-1974 | CHEVROLET EL CAMINO | 5.7L V8 5737cc 350 CID |
| | 1972-1974 | CHEVROLET NOVA | 5.7L V8 5737cc 350 CID |
| | 1972-1974 | INTERNATIONAL METRO | 4.2L L6 4229cc 258 CID |
| | 1972-1974 | INTERNATIONAL PICKUP | 4.2L L6 4229cc 258 CID |
| | 1972-1974 | INTERNATIONAL PICKUP | 5.6L V8 5655cc 345 CID |
| | 1972-1974 | INTERNATIONAL TRAVELALL | 4.2L L6 4229cc 258 CID |
| | 1972-1974 | INTERNATIONAL TRAVELALL | 5.0L V8 4983cc 304 CID |
| | 1972-1974 | INTERNATIONAL TRAVELALL | 5.6L V8 5655cc 345 CID |
| | 1972-1974 | INTERNATIONAL TRAVELALL | 6.4L V8 6425cc 392 CID |
| | 1972-1974 | JEEP WAGONEER | 5.9L V8 5899cc 360 CID |
| | 1972-1974 | JEEP WAGONEER | 5.9L V8 5900cc 360 CID |
| | 1972-1976 | AMERICAN MOTORS CLASSIC (MEX) | 4.6L L6 4600cc 282 CID |
| | 1972-1976 | JEEP J-PICKUP | 5.0L V8 4983cc 304 CID |
| | 1972-1979 | JEEP WAGONEER | 5.9L V8 360 CID |
| | 1973-1974 | CHEVROLET MALIBU | 5.7L V8 5736cc 350 CID |
| | 1973-1974 | CHEVROLET MALIBU | 5.7L V8 5737cc 350 CID |
| | 1973-1974 | CHEVROLET MALIBU | 6.6L V8 6555cc 400 CID |
| | 1973-1974 | CHEVROLET MALIBU | 7.4L V8 7439cc 454 CID |
| | 1973-1974 | CHEVROLET MALIBU | 7.4L V8 7441cc 454 CID |
| | 1973-1974 | INTERNATIONAL TRAVELALL | 5.6L V8 5655cc 345 CID |
| | 1973-1979 | CHEVROLET CAMARO | 5.7L V8 350 CID |
| | 1973-1980 | AMERICAN MOTORS AMERICAN (MEX) | 4.2L L6 4200cc 258 CID |
| | 1974-1978 | JEEP J10 | 6.6L V8 401 CID |
| | 1974-1978 | JEEP J20 | 6.6L V8 401 CID |
| | 1974-1978 | JEEP WAGONEER | 6.6L V8 401 CID |
| | 1974-1979 | JEEP J10 | 5.9L V8 360 CID |
| | 1974-1979 | JEEP J20 | 5.9L V8 360 CID |
| | 1975-1973 | CHEVROLET K10 | 4.8L L6 4786cc 292 CID |
| | 1975-1973 | GMC G2500 | 5.7L V8 5736cc 350 CID |
| | 1975-1974 | CHEVROLET BLAZER | 4.1L L6 4098cc 250 CID |
| | 1975-1974 | CHEVROLET C10 | 4.8L L6 4786cc 292 CID |
| | 1975-1974 | CHEVROLET C20 | 4.1L L6 4098cc 250 CID |
| | 1975-1974 | INTERNATIONAL METRO | 5.6L V8 5655cc 345 CID |
| | 1975-1974 | INTERNATIONAL TRAVELALL | 5.0L V8 4983cc 304 CID |
| | 1975-1974 | INTERNATIONAL TRAVELALL | 6.4L V8 6425cc 392 CID |
| | 1975-1976 | CHEVROLET CAPRICE | 6.6L V8 400 CID |
| | 1975-1976 | CHEVROLET CAPRICE | 7.4L V8 454 CID |
| | 1975-1976 | CHEVROLET EL CAMINO | 6.6L V8 400 CID |
| | 1975-1976 | CHEVROLET G20 | 5.7L V8 5736cc 350 CID |
| | 1975-1976 | CHEVROLET G30 | 5.7L V8 5736cc 350 CID |
| | 1975-1976 | CHEVROLET K20 | 4.1L L6 4098cc 250 CID |
| | 1975-1976 | CHEVROLET LAGUNA | 5.7L V8 5736cc 350 CID |
| | 1975-1976 | CHEVROLET MALIBU | 6.6L V8 400 CID |
| | 1975-1976 | CHEVROLET MONZA | 4.3L V8 262 CID |
| | 1975-1976 | GMC C1500 | 4.8L L6 4786cc 292 CID |
| | 1975-1976 | GMC G3500 | 5.7L V8 5736cc 350 CID |
| | 1975-1976 | GMC K1500 | 4.8L L6 4786cc 292 CID |
| | 1975-1977 | CHEVROLET C20 | 4.8L L6 4786cc 292 CID |
| | 1975-1977 | CHEVROLET EL CAMINO | 4.1L L6 250 CID |
| | 1975-1977 | CHEVROLET G20 | 4.1L L6 4098cc 250 CID |
| | 1975-1977 | CHEVROLET K10 | 4.1L L6 4098cc 250 CID |

| USMW | Years | Application | Engine |
|------|-----------|--------------------------------|------------------------|
| | 1975-1977 | CHEVROLET K20 | 4.8L L6 4786cc 292 CID |
| | 1975-1977 | CHEVROLET MALIBU | 4.1L L6 250 CID |
| | 1975-1977 | CHEVROLET MONTE CARLO | 5.7L V8 5736cc 350 CID |
| | 1975-1977 | CHEVROLET MONZA | 2.3L L4 2295cc 140 CID |
| | 1975-1977 | GMC C1500 | 5.7L V8 5736cc 350 CID |
| | 1975-1977 | GMC C3500 | 4.8L L6 4786cc 292 CID |
| | 1975-1977 | GMC K1500 | 4.1L L6 4098cc 250 CID |
| | 1975-1977 | GMC SPRINT | 5.7L V8 5736cc 350 CID |
| | 1975-1978 | GMC C3500 | 5.7L V8 5736cc 350 CID |
| | 1975-1978 | GMC K1500 | 5.7L V8 5736cc 350 CID |
| | 1975-1979 | CHEVROLET CAMARO | 4.1L L6 250 CID |
| | 1975-1979 | CHEVROLET CAPRICE | 5.7L V8 350 CID |
| | 1975-1979 | CHEVROLET EL CAMINO | 5.7L V8 350 CID |
| | 1975-1979 | CHEVROLET G10 | 4.1L L6 4098cc 250 CID |
| | 1975-1979 | CHEVROLET G10 | 5.7L V8 5736cc 350 CID |
| | 1975-1979 | CHEVROLET G20 | 4.8L L6 292 CID |
| | 1975-1979 | CHEVROLET G30 | 4.8L L6 292 CID |
| | 1975-1979 | CHEVROLET MALIBU | 5.7L V8 350 CID |
| | 1975-1979 | CHEVROLET NOVA | 4.1L L6 250 CID |
| | 1975-1979 | CHEVROLET NOVA | 5.7L V8 350 CID |
| | 1975-1979 | GMC G1500 | 4.1L L6 4098cc 250 CID |
| | 1975-1979 | GMC G1500 | 5.7L V8 5736cc 350 CID |
| | 1975-1980 | AMERICAN MOTORS AMERICAN (MEX) | 4.6L L6 4600cc 282 CID |
| | 1975-1991 | GMC C3500 | 4.1L L6 4098cc 250 CID |
| | 1976-1967 | CHEVROLET K10 | 4.8L L6 4785cc 292 CID |
| | 1976-1974 | GMC G1500 | 4.1L L6 4098cc 250 CID |
| | 1976-1977 | CHEVROLET BLAZER | 4.1L L6 4097cc 250 CID |
| | 1976-1977 | CHEVROLET C10 | 4.1L L6 4097cc 250 CID |
| | 1976-1977 | CHEVROLET C10 | 4.8L L6 4785cc 292 CID |
| | 1976-1977 | CHEVROLET C20 | 4.1L L6 4097cc 250 CID |
| | 1976-1977 | CHEVROLET C20 | 4.8L L6 4785cc 292 CID |
| | 1976-1977 | CHEVROLET K10 | 4.1L L6 4097cc 250 CID |
| | 1976-1977 | CHEVROLET K20 | 4.8L L6 4785cc 292 CID |
| | 1976-1978 | CHEVROLET G10 | 4.1L L6 4097cc 250 CID |
| | 1976-1978 | CHEVROLET G20 | 4.1L L6 4097cc 250 CID |
| | 1976-1978 | GMC G2500 | 5.7L V8 5736cc 350 CID |
| | 1976-1979 | CHEVROLET CAMARO | 5.0L V8 305 CID |
| | 1976-1979 | CHEVROLET EL CAMINO | 5.0L V8 305 CID |
| | 1976-1979 | CHEVROLET G30 | 4.1L L6 4098cc 250 CID |
| | 1976-1979 | CHEVROLET MALIBU | 5.0L V8 305 CID |
| | 1976-1979 | CHEVROLET MONZA | 5.0L V8 305 CID |
| | 1976-1979 | CHEVROLET NOVA | 5.0L V8 305 CID |
| | 1976-1980 | INTERNATIONAL SCOUT II | 5.0L V8 4983cc 304 CID |
| | 1976-1980 | INTERNATIONAL SCOUT II | 5.6L V8 5655cc 345 CID |
| | 1977-1965 | GMC C1500 | 5.0L V8 4998cc 305 CID |
| | 1977-1974 | GMC C1500 | 4.8L L6 4786cc 292 CID |
| | 1977-1978 | GMC G1500 | 5.0L V8 4998cc 305 CID |
| | 1977-1978 | GMC K1500 | 5.0L V8 4998cc 305 CID |
| | 1977-1979 | CHEVROLET CAPRICE | 4.1L L6 250 CID |
| | 1977-1979 | CHEVROLET CAPRICE | 5.0L V8 305 CID |
| | 1977-1979 | CHEVROLET G10 | 5.0L V8 4998cc 305 CID |
| | 1977-1979 | CHEVROLET G20 | 5.7L V8 5736cc 350 CID |
| | 1977-1979 | CHEVROLET G30 | 5.7L V8 5736cc 350 CID |
| | 1977-1979 | GMC G3500 | 5.7L V8 5736cc 350 CID |
| | 1977-1979 | OLDSMOBILE 88 | 5.7L V8 5736cc 350 CID |
| | 1977-1979 | PONTIAC PHOENIX | 5.7L V8 5736cc 350 CID |
| | 1978-1965 | GMC C1500 | 5.0L V8 4998cc 305 CID |
| | 1978-1967 | GMC C2500 | 5.0L V8 4998cc 305 CID |
| | 1978-1968 | CHEVROLET C30 | 5.7L V8 5736cc 350 CID |
| | 1978-1974 | GMC G2500 | 4.1L L6 4098cc 250 CID |
| | 1978-1977 | GMC C2500 | 5.7L V8 5736cc 350 CID |
| | 1978-1977 | GMC C3500 | 5.0L V8 4998cc 305 CID |
| | 1978-1977 | GMC K2500 | 5.0L V8 4998cc 305 CID |
| | 1978-1977 | GMC K2500 | 5.7L V8 5736cc 350 CID |
| | 1978-1979 | CHEVROLET C10 | 5.7L V8 5736cc 350 CID |
| | 1978-1979 | CHEVROLET EL CAMINO | 3.3L V6 200 CID |
| | 1978-1979 | CHEVROLET EL CAMINO | 3.8L V6 3800cc 231 CID |
| | 1978-1979 | CHEVROLET MALIBU | 3.3L V6 200 CID |
| | 1978-1979 | CHEVROLET MALIBU | 3.8L V6 3800cc 231 CID |

| USMW | Years | Application | Engine |
|-------|-----------|-------------------------------|------------------------|
| 22049 | 1978-1979 | CHEVROLET MONZA | 2.5L L4 2474cc 151 CID |
| | 1978-1979 | CHEVROLET MONZA | 3.2L V6 196 CID |
| | 1978-1979 | CHEVROLET MONZA | 3.8L V6 3800cc 231 CID |
| | 1978-1979 | GMC C1500 | 5.7L V8 5736cc 350 CID |
| | 1978-1979 | INTERNATIONAL SCOUT II | 5.0L V8 4983cc 304 CID |
| | 1978-1979 | INTERNATIONAL SCOUT II | 5.6L V8 5655cc 345 CID |
| | 1978-1979 | OLDSMOBILE 98 | 5.7L V8 5736cc 350 CID |
| | 1978-1979 | OLDSMOBILE CUSTOM CRUISER | 5.7L V8 5736cc 350 CID |
| | 1978-1979 | OLDSMOBILE CUTLASS | 4.3L V8 4261cc 260 CID |
| | 1978-1979 | OLDSMOBILE STARFIRE | 2.5L L4 2474cc 151 CID |
| | 1979-1963 | OLDSMOBILE TORONADO | 5.7L V8 5736cc 350 CID |
| | 1979-1974 | GMC G2500 | 4.1L L6 4098cc 250 CID |
| | 1979-1974 | GMC G3500 | 4.1L L6 4098cc 250 CID |
| | 1979-1977 | CHEVROLET G20 | 4.1L L6 4098cc 250 CID |
| | 1979-1977 | CHEVROLET G20 | 5.0L V8 4998cc 305 CID |
| | 1979-1980 | AMERICAN MOTORS GREMLIN (MEX) | 4.2L L6 4200cc 258 CID |
| | 1979-1980 | AMERICAN MOTORS GREMLIN (MEX) | 4.6L L6 4600cc 282 CID |
| | 1979-1987 | CHEVROLET C30 (MEX) | 5.7L V8 5700cc 350 CID |
| | 1980-1981 | BUICK LESABRE | 5.7L V8 350 CID |
| | 1980-1981 | CHEVROLET CAMARO | 3.8L V6 229 CID |
| | 1980-1981 | CHEVROLET CAMARO | 3.8L V6 3800cc 231 CID |
| | 1980-1981 | CHEVROLET CAMARO | 4.4L V8 267 CID |
| | 1980-1981 | CHEVROLET CAMARO | 5.0L V8 305 CID |
| | 1980-1981 | CHEVROLET CAPRICE | 3.8L V6 229 CID |
| | 1980-1981 | CHEVROLET CAPRICE | 3.8L V6 3800cc 231 CID |
| | 1980-1981 | CHEVROLET CAPRICE | 4.4L V8 267 CID |
| | 1980-1981 | CHEVROLET EL CAMINO | 3.8L V6 229 CID |
| | 1980-1981 | CHEVROLET EL CAMINO | 3.8L V6 3800cc 231 CID |
| | 1980-1981 | CHEVROLET EL CAMINO | 4.4L V8 267 CID |
| | 1980-1981 | CHEVROLET EL CAMINO | 5.0L V8 305 CID |
| | 1980-1981 | CHEVROLET IMPALA | 3.8L V6 229 CID |
| | 1980-1981 | CHEVROLET IMPALA | 4.4L V8 267 CID |
| | 1980-1981 | CHEVROLET MALIBU | 3.8L V6 229 CID |
| | 1980-1981 | CHEVROLET MALIBU | 3.8L V6 3800cc 231 CID |
| | 1980-1981 | CHEVROLET MALIBU | 5.0L V8 305 CID |
| | 1980-1981 | CHEVROLET MONTE CARLO | 3.8L V6 229 CID |
| | 1980-1981 | CHEVROLET MONTE CARLO | 3.8L V6 3800cc 231 CID |
| | 1980-1981 | CHEVROLET MONTE CARLO | 5.0L V8 305 CID |
| | 1980-1981 | GMC C1500 | 5.7L V8 350 CID |
| | 1980-1981 | GMC C2500 | 4.8L L6 292 CID |
| | 1980-1981 | GMC C2500 | 5.0L V8 305 CID |
| | 1980-1981 | GMC C2500 SUBURBAN | 4.8L L6 292 CID |
| | 1980-1981 | GMC C3500 | 4.8L L6 292 CID |
| | 1980-1981 | GMC CABALLERO | 5.0L V8 305 CID |
| | 1980-1981 | GMC K2500 | 4.8L L6 292 CID |
| | 1980-1981 | GMC K2500 SUBURBAN | 4.8L L6 292 CID |
| | 1980-1981 | GMC K3500 | 4.8L L6 292 CID |
| | 1980-1981 | JEEP CJ5 | 5.0L V8 304 CID |
| | 1980-1981 | JEEP CJ7 | 5.0L V8 304 CID |
| | 1980-1981 | OLDSMOBILE 98 | 5.0L V8 307 CID |
| | 1980-1981 | OLDSMOBILE 98 | 5.7L V8 350 CID |
| | 1980-1981 | OLDSMOBILE CUSTOM CRUISER | 5.0L V8 307 CID |
| | 1980-1981 | OLDSMOBILE CUTLASS | 4.3L V8 260 CID |
| | 1980-1981 | OLDSMOBILE CUTLASS | 5.7L V8 350 CID |
| | 1980-1981 | OLDSMOBILE CUTLASS CALAIS | 4.3L V8 260 CID |
| | 1980-1981 | OLDSMOBILE CUTLASS CRUISER | 4.3L V8 260 CID |
| | 1980-1981 | OLDSMOBILE CUTLASS CRUISER | 5.7L V8 350 CID |
| | 1980-1981 | OLDSMOBILE CUTLASS SUPREME | 4.3L V8 260 CID |
| | 1980-1981 | OLDSMOBILE DELTA 88 | 5.0L V8 307 CID |
| | 1980-1981 | OLDSMOBILE DELTA 88 | 5.7L V8 350 CID |
| | 1980-1981 | OLDSMOBILE TORONADO | 5.0L V8 307 CID |
| | 1980-1981 | OLDSMOBILE TORONADO | 5.7L V8 350 CID |
| | 1980-1981 | PONTIAC BONNEVILLE | 3.8L V6 3800cc 231 CID |
| | 1980-1981 | PONTIAC BONNEVILLE | 5.7L V8 350 CID |
| | 1980-1981 | PONTIAC CATALINA | 3.8L V6 3800cc 231 CID |
| | 1980-1981 | PONTIAC CATALINA | 5.7L V8 350 CID |
| | 1980-1981 | PONTIAC FIREBIRD | 4.9L V8 301 CID |
| | 1980-1981 | PONTIAC FIREBIRD | 5.0L V8 305 CID |
| | 1980-1981 | PONTIAC GRAND LEMANS | 3.8L V6 3800cc 231 CID |

| USMW | Years | Application | Engine |
|------|-----------|-----------------------------|------------------------|
| | 1980-1981 | PONTIAC GRAND PRIX | 3.8L V6 3800cc 231 CID |
| | 1980-1981 | PONTIAC LEMANS | 3.8L V6 3800cc 231 CID |
| | 1980-1982 | GMC CABALLERO | 4.4L V8 267 CID |
| | 1980-1982 | JEEP WAGONEER | 5.9L V8 360 CID |
| | 1980-1983 | AMERICAN MOTORS LERMA (MEX) | 4.6L L6 4600cc 282 CID |
| | 1980-1983 | BUICK ELECTRA | 5.7L V8 350 CID |
| | 1980-1983 | BUICK ESTATE WAGON | 5.7L V8 350 CID |
| | 1980-1983 | JEEP CHEROKEE | 5.9L V8 360 CID |
| | 1980-1983 | JEEP WAGONEER | 5.9L V8 360 CID |
| | 1980-1983 | OLDSMOBILE CUTLASS CRUISER | 5.7L V8 350 CID |
| | 1980-1983 | OLDSMOBILE DELTA 88 | 5.7L V8 350 CID |
| | 1980-1984 | BUICK ELECTRA | 4.1L V6 252 CID |
| | 1980-1984 | BUICK LESABRE | 5.7L V8 350 CID |
| | 1980-1984 | CHEVROLET EL CAMINO | 3.8L V6 229 CID |
| | 1980-1984 | CHEVROLET EL CAMINO | 3.8L V6 3800cc 231 CID |
| | 1980-1984 | CHEVROLET IMPALA | 3.8L V6 3800cc 231 CID |
| | 1980-1984 | GMC CABALLERO | 3.8L V6 229 CID |
| | 1980-1984 | GMC CABALLERO | 3.8L V6 3800cc 231 CID |
| | 1980-1984 | OLDSMOBILE 98 | 5.0L V8 307 CID |
| | 1980-1984 | OLDSMOBILE 98 | 5.7L V8 350 CID |
| | 1980-1984 | OLDSMOBILE CUSTOM CRUISER | 5.7L V8 350 CID |
| | 1980-1984 | OLDSMOBILE CUTLASS CALAIS | 5.7L V8 350 CID |
| | 1980-1984 | OLDSMOBILE DELTA 88 | 5.7L V8 350 CID |
| | 1980-1985 | BUICK ELECTRA | 5.7L V8 350 CID |
| | 1980-1985 | CHEVROLET IMPALA | 5.7L V8 350 CID |
| | 1980-1985 | OLDSMOBILE CUSTOM CRUISER | 5.7L V8 350 CID |
| | 1980-1985 | OLDSMOBILE CUTLASS SUPREME | 5.7L V8 350 CID |
| | 1980-1985 | OLDSMOBILE TORONADO | 5.0L V8 307 CID |
| | 1980-1985 | OLDSMOBILE TORONADO | 5.7L V8 350 CID |
| | 1980-1988 | JEEP J10 | 5.9L V8 360 CID |
| | 1980-1988 | JEEP J20 | 5.9L V8 360 CID |
| | 1981-1982 | CADILLAC ELDORADO | 4.1L V6 252 CID |
| | 1981-1982 | CHEVROLET C30 | 5.7L V8 350 CID |
| | 1981-1982 | CHEVROLET CAPRICE | 5.7L V8 350 CID |
| | 1981-1982 | CHEVROLET IMPALA | 3.8L V6 3800cc 231 CID |
| | 1981-1982 | CHEVROLET IMPALA | 5.7L V8 350 CID |
| | 1981-1982 | CHEVROLET K5 BLAZER | 5.0L V8 305 CID |
| | 1981-1982 | GMC C1500 | 5.0L V8 305 CID |
| | 1981-1982 | GMC C1500 SUBURBAN | 5.0L V8 305 CID |
| | 1981-1982 | GMC C2500 | 5.0L V8 305 CID |
| | 1981-1982 | GMC C2500 | 5.7L V8 350 CID |
| | 1981-1982 | GMC C2500 SUBURBAN | 5.7L V8 350 CID |
| | 1981-1982 | GMC C3500 | 5.7L V8 350 CID |
| | 1981-1982 | GMC CABALLERO | 4.4L V8 267 CID |
| | 1981-1982 | GMC JIMMY | 5.0L V8 305 CID |
| | 1981-1982 | GMC JIMMY | 5.7L V8 350 CID |
| | 1981-1982 | GMC K1500 | 5.0L V8 305 CID |
| | 1981-1982 | GMC K1500 | 5.7L V8 350 CID |
| | 1981-1982 | GMC K2500 | 5.7L V8 350 CID |
| | 1981-1982 | GMC K3500 | 5.7L V8 350 CID |
| | 1981-1982 | OLDSMOBILE CUTLASS CRUISER | 3.8L V6 3800cc 231 CID |
| | 1981-1983 | GMC CABALLERO | 3.8L V6 229 CID |
| | 1981-1983 | JEEP CHEROKEE | 5.9L V8 360 CID |
| | 1981-1983 | OLDSMOBILE DELTA 88 | 5.0L V8 307 CID |
| | 1981-1983 | PONTIAC GRAND PRIX | 5.7L V8 350 CID |
| | 1981-1984 | CHEVROLET C10 SUBURBAN | 5.7L V8 350 CID |
| | 1981-1984 | CHEVROLET C20 | 5.7L V8 350 CID |
| | 1981-1984 | CHEVROLET C20 SUBURBAN | 5.7L V8 350 CID |
| | 1981-1984 | CHEVROLET CAPRICE | 5.7L V8 350 CID |
| | 1981-1984 | CHEVROLET EL CAMINO | 3.8L V6 229 CID |
| | 1981-1984 | CHEVROLET EL CAMINO | 3.8L V6 3800cc 231 CID |
| | 1981-1984 | CHEVROLET K10 SUBURBAN | 5.0L V8 305 CID |
| | 1981-1984 | CHEVROLET K10 SUBURBAN | 5.7L V8 350 CID |
| | 1981-1984 | CHEVROLET K20 | 5.7L V8 350 CID |
| | 1981-1984 | GMC CABALLERO | 3.8L V6 3800cc 231 CID |
| | 1981-1984 | GMC JIMMY | 5.7L V8 350 CID |
| | 1981-1984 | OLDSMOBILE CUSTOM CRUISER | 5.0L V8 307 CID |
| | 1981-1984 | OLDSMOBILE CUTLASS CALAIS | 3.8L V6 3800cc 231 CID |
| | 1981-1984 | OLDSMOBILE CUTLASS SUPREME | 3.8L V6 3800cc 231 CID |

| USMW | Years | Application | Engine |
|-------|-----------|----------------------------|------------------------|
| 22049 | 1981-1984 | PONTIAC GRAND PRIX | 5.7L V8 350 CID |
| | 1981-1985 | BUICK RIVIERA | 5.7L V8 350 CID |
| | 1981-1985 | CHEVROLET C20 | 5.0L V8 305 CID |
| | 1981-1985 | GMC C2500 | 5.0L V8 305 CID |
| | 1981-1985 | GMC JIMMY | 5.0L V8 305 CID |
| | 1981-1985 | OLDSMOBILE CUTLASS SUPREME | 5.7L V8 350 CID |
| | 1981-1985 | OLDSMOBILE DELTA 88 | 5.0L V8 307 CID |
| | 1981-1986 | CHEVROLET C10 SUBURBAN | 5.0L V8 305 CID |
| | 1981-1986 | CHEVROLET C20 SUBURBAN | 5.0L V8 305 CID |
| | 1981-1986 | CHEVROLET K10 | 5.0L V8 305 CID |
| | 1981-1986 | CHEVROLET K5 BLAZER | 5.7L V8 350 CID |
| | 1981-1986 | GMC C2500 | 5.7L V8 350 CID |
| | 1981-1986 | GMC C2500 SUBURBAN | 5.7L V8 350 CID |
| | 1981-1986 | GMC C3500 | 5.7L V8 350 CID |
| | 1981-1986 | GMC K1500 | 5.0L V8 305 CID |
| | 1981-1986 | GMC K1500 | 5.7L V8 350 CID |
| | 1981-1986 | GMC K2500 | 5.7L V8 350 CID |
| | 1981-1986 | GMC K3500 | 5.7L V8 350 CID |
| | 1982-1983 | AMERICAN MOTORS CONCORD | 4.2L L6 258 CID |
| | 1982-1983 | AMERICAN MOTORS EAGLE | 4.2L L6 258 CID |
| | 1982-1983 | AMERICAN MOTORS SPIRIT | 4.2L L6 258 CID |
| | 1982-1983 | BUICK ESTATE WAGON | 5.0L V8 307 CID |
| | 1982-1983 | BUICK REGAL | 3.8L V6 3800cc 231 CID |
| | 1982-1983 | BUICK REGAL | 4.1L V6 252 CID |
| | 1982-1983 | BUICK REGAL | 5.7L V8 350 CID |
| | 1982-1983 | CADILLAC ELDORADO | 5.7L V8 350 CID |
| | 1982-1983 | CHEVROLET C10 | 5.7L V8 350 CID |
| | 1982-1983 | CHEVROLET CAMARO | 5.0L V8 305 CID |
| | 1982-1983 | CHEVROLET G10 | 5.0L V8 305 CID |
| | 1982-1983 | CHEVROLET G20 | 5.0L V8 305 CID |
| | 1982-1983 | CHEVROLET IMPALA | 5.7L V8 5736cc 350 CID |
| | 1982-1983 | CHEVROLET K10 SUBURBAN | 5.0L V8 305 CID |
| | 1982-1983 | CHEVROLET K10 SUBURBAN | 5.7L V8 350 CID |
| | 1982-1983 | CHEVROLET K20 | 5.7L V8 350 CID |
| | 1982-1983 | CHEVROLET MALIBU | 3.8L V6 229 CID |
| | 1982-1983 | CHEVROLET MALIBU | 4.3L V6 260 CID |
| | 1982-1983 | CHEVROLET MALIBU | 5.0L V8 305 CID |
| | 1982-1983 | CHEVROLET MALIBU | 5.7L V8 350 CID |
| | 1982-1983 | CHEVROLET MONTE CARLO | 4.3L V6 260 CID |
| | 1982-1983 | GMC G1500 | 5.0L V8 305 CID |
| | 1982-1983 | GMC G2500 | 5.0L V8 305 CID |
| | 1982-1983 | JEEP WAGONEER | 5.9L V8 360 CID |
| | 1982-1983 | OLDSMOBILE 98 | 4.1L V6 252 CID |
| | 1982-1983 | OLDSMOBILE CUTLASS CRUISER | 5.0L V8 307 CID |
| | 1982-1983 | OLDSMOBILE DELTA 88 | 3.8L V6 3800cc 231 CID |
| | 1982-1983 | PONTIAC GRAND PRIX | 3.8L V6 3800cc 231 CID |
| | 1982-1984 | BUICK ELECTRA | 5.0L V8 307 CID |
| | 1982-1984 | BUICK LESABRE | 4.1L V6 252 CID |
| | 1982-1984 | BUICK LESABRE | 5.0L V8 307 CID |
| | 1982-1984 | BUICK LESABRE | 5.7L V8 350 CID |
| | 1982-1984 | BUICK REGAL | 4.1L V6 252 CID |
| | 1982-1984 | BUICK REGAL | 4.3L V6 260 CID |
| | 1982-1984 | BUICK RIVIERA | 4.1L V6 252 CID |
| | 1982-1984 | CHEVROLET C10 SUBURBAN | 5.7L V8 350 CID |
| | 1982-1984 | CHEVROLET C20 | 5.7L V8 350 CID |
| | 1982-1984 | CHEVROLET C20 SUBURBAN | 5.7L V8 350 CID |
| | 1982-1984 | CHEVROLET CAMARO | 2.8L V6 173 CID |
| | 1982-1984 | CHEVROLET CAPRICE | 3.8L V6 229 CID |
| | 1982-1984 | CHEVROLET CAPRICE | 5.0L V8 305 CID |
| | 1982-1984 | CHEVROLET IMPALA | 3.8L V6 229 CID |
| | 1982-1984 | CHEVROLET K10 SUBURBAN | 5.7L V8 350 CID |
| | 1982-1984 | CHEVROLET K20 | 5.7L V8 350 CID |
| | 1982-1984 | CHEVROLET MONTE CARLO | 3.8L V6 229 CID |
| | 1982-1984 | CHEVROLET MONTE CARLO | 3.8L V6 3800cc 231 CID |
| | 1982-1984 | CHEVROLET MONTE CARLO | 5.0L V8 305 CID |
| | 1982-1984 | CHEVROLET MONTE CARLO | 5.7L V8 350 CID |
| | 1982-1984 | CHEVROLET P20 | 5.7L V8 350 CID |
| | 1982-1984 | CHEVROLET P30 | 5.7L V8 350 CID |
| | 1982-1984 | GMC CABALLERO | 5.0L V8 305 CID |

| USMW | Years | Application | Engine |
|------|-----------|----------------------------|------------------------|
| | 1982-1984 | GMC G1500 | 4.1L L6 250 CID |
| | 1982-1984 | GMC P2500 | 5.7L V8 350 CID |
| | 1982-1984 | GMC P3500 | 5.7L V8 350 CID |
| | 1982-1984 | OLDSMOBILE 98 | 5.0L V8 307 CID |
| | 1982-1984 | OLDSMOBILE 98 | 5.7L V8 350 CID |
| | 1982-1984 | OLDSMOBILE CUTLASS CALAIS | 4.3L V6 260 CID |
| | 1982-1984 | OLDSMOBILE CUTLASS SUPREME | 4.3L V6 260 CID |
| | 1982-1984 | OLDSMOBILE TORONADO | 4.1L V6 252 CID |
| | 1982-1984 | PONTIAC FIREBIRD | 2.5L L4 2474cc 151 CID |
| | 1982-1984 | PONTIAC FIREBIRD | 2.8L V6 173 CID |
| | 1982-1985 | BUICK LESABRE | 3.8L V6 3800cc 231 CID |
| | 1982-1985 | BUICK RIVIERA | 3.8L V6 3800cc 231 CID |
| | 1982-1985 | BUICK RIVIERA | 5.0L V8 307 CID |
| | 1982-1985 | CADILLAC SEVILLE | 5.7L V8 350 CID |
| | 1982-1985 | CHEVROLET C20 | 5.0L V8 305 CID |
| | 1982-1985 | CHEVROLET IMPALA | 5.0L V8 305 CID |
| | 1982-1985 | GMC K1500 SUBURBAN | 5.0L V8 305 CID |
| | 1982-1985 | OLDSMOBILE DELTA 88 | 3.8L V6 3800cc 231 CID |
| | 1982-1986 | BUICK REGAL | 3.8L V6 3800cc 231 CID |
| | 1982-1986 | CHEVROLET C10 | 5.0L V8 305 CID |
| | 1982-1986 | CHEVROLET C10 SUBURBAN | 5.0L V8 305 CID |
| | 1982-1986 | CHEVROLET C20 SUBURBAN | 5.0L V8 305 CID |
| | 1982-1986 | CHEVROLET CAPRICE | 5.0L V8 305 CID |
| | 1982-1986 | CHEVROLET K10 | 5.0L V8 305 CID |
| | 1982-1986 | CHEVROLET K10 | 5.7L V8 350 CID |
| | 1982-1986 | CHEVROLET K20 SUBURBAN | 5.7L V8 350 CID |
| | 1982-1986 | CHEVROLET K30 | 5.7L V8 350 CID |
| | 1982-1986 | GMC C1500 | 5.0L V8 305 CID |
| | 1982-1986 | GMC C1500 | 5.7L V8 350 CID |
| | 1982-1986 | GMC C1500 SUBURBAN | 5.0L V8 305 CID |
| | 1982-1986 | GMC C1500 SUBURBAN | 5.7L V8 350 CID |
| | 1982-1986 | GMC C2500 SUBURBAN | 5.0L V8 305 CID |
| | 1982-1986 | GMC K1500 SUBURBAN | 5.7L V8 350 CID |
| | 1982-1986 | GMC K2500 SUBURBAN | 5.7L V8 350 CID |
| | 1982-1986 | OLDSMOBILE CUTLASS SUPREME | 5.0L V8 307 CID |
| | 1982-1986 | PONTIAC BONNEVILLE | 3.8L V6 3800cc 231 CID |
| | 1982-1986 | PONTIAC FIREBIRD | 2.5L L4 2474cc 151 CID |
| | 1982-1987 | BUICK REGAL | 3.8L V6 3800cc 231 CID |
| | 1982-1987 | OLDSMOBILE CUTLASS SUPREME | 5.0L V8 307 CID |
| | 1982-1987 | PONTIAC GRAND PRIX | 3.8L V6 3800cc 231 CID |
| | 1983-1984 | BUICK RIVIERA | 4.1L V6 252 CID |
| | 1983-1984 | CHEVROLET CAMARO | 5.0L V8 305 CID |
| | 1983-1984 | CHEVROLET EL CAMINO | 3.8L V6 229 CID |
| | 1983-1984 | CHEVROLET EL CAMINO | 5.7L V8 350 CID |
| | 1983-1984 | CHEVROLET K10 | 5.7L V8 350 CID |
| | 1983-1984 | CHEVROLET K20 SUBURBAN | 5.7L V8 350 CID |
| | 1983-1984 | CHEVROLET K30 | 5.7L V8 350 CID |
| | 1983-1984 | CHEVROLET P20 | 4.8L L6 292 CID |
| | 1983-1984 | CHEVROLET P30 | 4.8L L6 292 CID |
| | 1983-1984 | GMC CABALLERO | 5.7L V8 350 CID |
| | 1983-1984 | GMC G1500 | 4.1L L6 250 CID |
| | 1983-1984 | GMC P2500 | 4.8L L6 292 CID |
| | 1983-1984 | GMC P3500 | 4.8L L6 292 CID |
| | 1983-1984 | OLDSMOBILE CUTLASS CALAIS | 5.0L V8 307 CID |
| | 1983-1984 | PONTIAC BONNEVILLE | 5.0L V8 305 CID |
| | 1983-1985 | BUICK REGAL | 3.8L V6 3800cc 231 CID |
| | 1983-1985 | BUICK RIVIERA | 5.0L V8 307 CID |
| | 1983-1985 | BUICK RIVIERA | 5.7L V8 350 CID |
| | 1983-1985 | PONTIAC PARISIENNE | 5.7L V8 350 CID |
| | 1983-1986 | CHEVROLET CAMARO | 2.5L L4 2474cc 151 CID |
| | 1983-1986 | CHEVROLET K5 BLAZER | 5.0L V8 305 CID |
| | 1983-1986 | GMC JIMMY | 5.0L V8 305 CID |
| | 1983-1986 | PONTIAC BONNEVILLE | 5.0L V8 305 CID |
| | 1983-1986 | PONTIAC PARISIENNE | 5.0L V8 305 CID |
| | 1984-1985 | BUICK REGAL | 3.8L V6 3800cc 231 CID |
| | 1984-1985 | BUICK RIVIERA | 3.8L V6 3800cc 231 CID |
| | 1984-1985 | CADILLAC ELDORADO | 5.7L V8 350 CID |
| | 1984-1985 | JEEP GRAND WAGONEER | 5.9L V8 360 CID |
| | 1984-1985 | OLDSMOBILE DELTA 88 | 5.0L V8 307 CID |

| USMW | Years | Application | Engine |
|--------------|--------------------------|----------------------------|------------------------|
| 22049 | 1984-1986 | CHEVROLET C10 | 5.7L V8 350 CID |
| | 1984-1986 | CHEVROLET C10 SUBURBAN | 5.0L V8 305 CID |
| | 1984-1986 | CHEVROLET C30 | 5.7L V8 350 CID |
| | 1984-1986 | PONTIAC BONNEVILLE | 3.8L V6 3800cc 231 CID |
| | 1984-1986 | PONTIAC BONNEVILLE | 5.0L V8 305 CID |
| | 1984-1987 | PONTIAC GRAND PRIX | 3.8L V6 3800cc 231 CID |
| | 1984-1991 | JEEP GRAND WAGONEER | 5.9L V8 360 CID |
| | 1985-1986 | CHEVROLET C10 | 4.3L V6 262 CID |
| | 1985-1986 | CHEVROLET C20 | 4.3L V6 262 CID |
| | 1985-1986 | CHEVROLET CAPRICE | 4.3L V6 262 CID |
| | 1985-1986 | CHEVROLET EL CAMINO | 4.3L V6 262 CID |
| | 1985-1986 | CHEVROLET K10 | 4.3L V6 262 CID |
| | 1985-1986 | CHEVROLET K10 SUBURBAN | 5.0L V8 305 CID |
| | 1985-1986 | CHEVROLET K20 SUBURBAN | 5.0L V8 305 CID |
| | 1985-1986 | GMC C1500 | 4.3L V6 262 CID |
| | 1985-1986 | GMC C2500 | 4.3L V6 262 CID |
| | 1985-1986 | GMC CABALLERO | 4.3L V6 262 CID |
| | 1985-1986 | GMC K1500 | 4.3L V6 262 CID |
| | 1985-1986 | OLDSMOBILE CUTLASS SALON | 5.0L V8 307 CID |
| | 1985-1986 | PONTIAC BONNEVILLE | 5.0L V8 305 CID |
| | 1985-1986 | PONTIAC PARISSIENNE | 4.3L V6 262 CID |
| | 1985-1987 | CHEVROLET EL CAMINO | 4.3L V6 262 CID |
| | 1985-1987 | GMC CABALLERO | 4.3L V6 262 CID |
| | 1985-1987 | OLDSMOBILE CUTLASS SALON | 3.8L V6 3800cc 231 CID |
| | 1985-1987 | OLDSMOBILE CUTLASS SALON | 5.0L V8 307 CID |
| | 1985-1987 | OLDSMOBILE CUTLASS SUPREME | 3.8L V6 3800cc 231 CID |
| | 1985-1987 | PONTIAC GRAND PRIX | 5.0L V8 305 CID |
| | 1985-1988 | CHEVROLET CAPRICE | 5.0L V8 305 CID |
| | 1985-1988 | CHEVROLET MONTE CARLO | 4.3L V6 262 CID |
| | 1985-1989 | BUICK ELECTRA | 5.0L V8 307 CID |
| | 1985-1990 | OLDSMOBILE CUSTOM CRUISER | 5.0L V8 307 CID |
| | 1986-1972 | BUICK REGAL | 5.0L V8 4998cc 305 CID |
| | 1986-1987 | BUICK LESABRE | 5.0L V8 307 CID |
| | 1986-1987 | BUICK REGAL | 5.0L V8 307 CID |
| | 1986-1987 | PONTIAC GRAND PRIX | 4.3L V6 262 CID |
| | 1986-1988 | CHEVROLET MONTE CARLO | 4.3L V6 262 CID |
| | 1986-1988 | GMC JIMMY | 5.7L V8 350 CID |
| | 1986-1989 | CHEVROLET CAMARO | 2.8L V6 173 CID |
| | 1986-1990 | CHEVROLET CAPRICE | 5.0L V8 307 CID |
| | 1987-1968 | CHEVROLET C20 (MEX) | 5.7L V8 5700cc 350 CID |
| | 1987-1988 | CHEVROLET BLAZER | 5.7L V8 350 CID |
| | 1987-1988 | CHEVROLET CAPRICE | 4.3L V6 262 CID |
| | 1987-1988 | CHEVROLET CAPRICE | 5.0L V8 305 CID |
| | 1987-1988 | CHEVROLET R10 SUBURBAN | 5.7L V8 350 CID |
| | 1987-1988 | CHEVROLET R20 | 5.7L V8 350 CID |
| | 1987-1988 | CHEVROLET R20 SUBURBAN | 5.7L V8 350 CID |
| | 1987-1988 | CHEVROLET R30 | 5.7L V8 350 CID |
| | 1987-1988 | CHEVROLET V10 SUBURBAN | 5.7L V8 350 CID |
| | 1987-1988 | CHEVROLET V20 SUBURBAN | 5.7L V8 350 CID |
| 1987-1988 | CHEVROLET V30 | 5.7L V8 350 CID | |
| 1987-1988 | GMC R1500 SUBURBAN | 5.7L V8 350 CID | |
| 1987-1988 | GMC R3500 | 5.7L V8 350 CID | |
| 1987-1988 | GMC V1500 SUBURBAN | 5.7L V8 350 CID | |
| 1987-1988 | GMC V3500 | 5.7L V8 350 CID | |
| 1987-1989 | GMC R2500 | 5.7L V8 350 CID | |
| 1987-1989 | GMC R2500 SUBURBAN | 5.7L V8 350 CID | |
| 1987-1989 | GMC V2500 SUBURBAN | 5.7L V8 350 CID | |
| 1987-1989 | PONTIAC SAFARI | 5.0L V8 307 CID | |
| 1987-1990 | GMC R2500 SUBURBAN | 5.7L V8 350 CID | |
| 1987-1990 | GMC V2500 SUBURBAN | 5.7L V8 350 CID | |
| 1988-1990 | BUICK LESABRE | 5.0L V8 307 CID | |
| 1989-1990 | CHEVROLET R2500 SUBURBAN | 5.7L V8 350 CID | |
| 1989-1990 | CHEVROLET R3500 | 5.7L V8 350 CID | |
| 1989-1990 | CHEVROLET V2500 SUBURBAN | 5.7L V8 350 CID | |
| 1989-1990 | CHEVROLET V3500 | 5.7L V8 350 CID | |
| 1989-1991 | CHEVROLET R3500 | 5.7L V8 350 CID | |
| 1989-1991 | CHEVROLET V3500 | 5.7L V8 350 CID | |
| 1989-1991 | GMC R3500 | 5.7L V8 350 CID | |
| 1989-1991 | GMC V3500 | 5.7L V8 350 CID | |

| USMW | Years | Application | Engine |
|--------------|---------------------|-----------------------------|------------------------|
| | 1990-1991 | GMC R3500 | 5.7L V8 350 CID |
| | 1990-1991 | GMC V3500 | 5.7L V8 350 CID |
| 22050 | 1970-1974 | CHEVROLET CORVETTE | 5.7L V8 350 CID |
| | 1970-1974 | CHEVROLET CORVETTE | 5.7L V8 5736cc 350 CID |
| | 1970-1974 | CHEVROLET CORVETTE | 7.4L V8 454 CID |
| | 1970-1974 | CHEVROLET CORVETTE | 7.4L V8 7439cc 454 CID |
| | 1970-1974 | CHEVROLET CORVETTE | 7.4L V8 7441cc 454 CID |
| | 1972-1974 | CHEVROLET CORVETTE | 5.7L V8 5737cc 350 CID |
| 22051 | 1967 | CHEVROLET C3605 (MEX) | 4.7L V8 4738cc 283 CID |
| | 1967 | CHEVROLET C3605 (MEX) | 4.8L L6 4800cc 292 CID |
| | 1969 | CHEVROLET C10 | 6.5L V8 6490cc 396 CID |
| | 1975 | CADILLAC FLEETWOOD BROUGHAM | 8.2L V8 8195cc 500 CID |
| | 1978 | FORD F-350 | 5.0L V8 4949cc 302 CID |
| | 1979 | OLDSMOBILE CUTLASS CRUISER | 5.7L V8 5736cc 350 CID |
| | 1986 | FORD F200 (MEX) | 5.0L V8 5000cc 302 CID |
| | 1987 | CHEVROLET C10 (MEX) | 5.7L V8 5700cc 350 CID |
| | 1990 | CHEVROLET P30 | 4.3L V6 262 CID |
| | 1990 | GMC P3500 | 4.3L V6 262 CID |
| | 1964-1967 | CHEVROLET CS1073 (MEX) | 4.7L V8 4738cc 283 CID |
| | 1964-1967 | CHEVROLET CS31003 (MEX) | 4.7L V8 4738cc 283 CID |
| | 1964-1969 | CHEVROLET CS1073 (MEX) | 5.4L V8 5400cc 327 CID |
| | 1964-1969 | CHEVROLET CS31003 (MEX) | 5.4L V8 5400cc 327 CID |
| | 1964-1978 | CHEVROLET CS1073 (MEX) | 4.8L L6 4800cc 292 CID |
| | 1964-1978 | CHEVROLET CS31003 (MEX) | 4.8L L6 4800cc 292 CID |
| | 1965-1966 | CHEVROLET C1405 (MEX) | 4.7L V8 4738cc 283 CID |
| | 1965-1966 | CHEVROLET C1405 (MEX) | 4.8L L6 4800cc 292 CID |
| | 1965-1967 | CHEVROLET C20905 (MEX) | 4.7L V8 4738cc 283 CID |
| | 1965-1967 | CHEVROLET C20905 (MEX) | 4.8L L6 4800cc 292 CID |
| | 1966-1978 | CHEVROLET CS1073 (MEX) | 4.1L L6 4100cc 250 CID |
| | 1968-1978 | CHEVROLET CS31003 (MEX) | 5.7L V8 5700cc 350 CID |
| | 1971-1972 | CADILLAC FLEETWOOD BROUGHAM | 7.7L V8 7736cc 472 CID |
| | 1973-1974 | CADILLAC FLEETWOOD BROUGHAM | 7.7L V8 7736cc 472 CID |
| | 1975-1976 | GMC G2500 | 7.4L V8 7441cc 454 CID |
| | 1975-1978 | GMC C1500 | 7.4L V8 7441cc 454 CID |
| | 1975-1978 | GMC C2500 | 7.4L V8 7441cc 454 CID |
| | 1975-1978 | GMC C3500 | 7.4L V8 7441cc 454 CID |
| | 1975-1978 | GMC K1500 | 6.6L V8 6556cc 400 CID |
| | 1975-1978 | GMC K2500 | 6.6L V8 6556cc 400 CID |
| | 1975-1978 | GMC P3500 VAN | 7.4L V8 7441cc 454 CID |
| | 1976-1977 | GMC C1500 | 6.6L V8 6556cc 400 CID |
| 1976-1978 | GMC C3500 | 6.6L V8 6556cc 400 CID | |
| 1976-1978 | GMC K1500 | 7.4L V8 7441cc 454 CID | |
| 1976-1978 | GMC K2500 | 7.4L V8 7441cc 454 CID | |
| 1978-1977 | GMC C1500 | 6.6L V8 6556cc 400 CID | |
| 1978-1977 | GMC C2500 | 6.6L V8 6556cc 400 CID | |
| 1979-1966 | OLDSMOBILE CUTLASS | 5.7L V8 5736cc 350 CID | |
| 1979-1987 | CHEVROLET C30 (MEX) | 5.7L V8 5700cc 350 CID | |
| 1980-1987 | GMC C3500 (MEX) | 5.7L V8 5700cc 350 CID | |
| 1981-1987 | GMC C3500 (MEX) | 5.7L V8 5700cc 350 CID | |
| 1985-1987 | GMC C2500 (MEX) | 5.7L V8 5700cc 350 CID | |
| 1986-1987 | FORD F200 (MEX) | 5.8L V8 5800cc 351 CID | |
| 1987-1968 | CHEVROLET C20 (MEX) | 5.7L V8 5700cc 350 CID | |
| 1987-1978 | GMC C1500 (MEX) | 5.7L V8 5700cc 350 CID | |
| 1990-1995 | CHEVROLET P30 | 4.3L V6 262 CID | |
| 1990-1995 | GMC P3500 | 4.3L V6 262 CID | |
| 22052 | 1980 | FORD E-250 ECONOLINE | 7.5L V8 460 CID |
| | 1982 | CHEVROLET C10 SUBURBAN | 6.2L V8 379 CID |
| | 1982 | CHEVROLET C20 | 6.2L V8 379 CID |
| | 1982 | CHEVROLET K10 SUBURBAN | 6.2L V8 379 CID |
| | 1982 | CHEVROLET K20 | 6.2L V8 379 CID |
| | 1982 | GMC C1500 | 6.2L V8 379 CID |
| | 1982 | GMC C1500 SUBURBAN | 6.2L V8 379 CID |
| | 1982 | GMC C2500 | 6.2L V8 379 CID |
| | 1982 | GMC C2500 SUBURBAN | 6.2L V8 379 CID |
| | 1982 | GMC C3500 | 6.2L V8 379 CID |
| | 1982 | GMC JIMMY | 6.2L V8 379 CID |
| | 1982 | GMC K1500 | 6.2L V8 379 CID |
| 1982 | GMC K1500 SUBURBAN | 6.2L V8 379 CID | |
| 1982 | GMC K2500 | 6.2L V8 379 CID | |

FAN CLUTCHES

| USMW | Years | Application | Engine |
|-------|-------|---------------------------------|------------------------|
| 22052 | 1982 | GMC K2500 SUBURBAN | 6.2L V8 379 CID |
| | 1982 | GMC K3500 | 6.2L V8 379 CID |
| | 1983 | CHEVROLET C10 | 6.2L V8 379 CID |
| | 1983 | CHEVROLET C20 | 6.2L V8 379 CID |
| | 1983 | CHEVROLET C20 SUBURBAN | 6.2L V8 379 CID |
| | 1983 | CHEVROLET C30 | 6.2L V8 379 CID |
| | 1983 | CHEVROLET K10 | 6.2L V8 379 CID |
| | 1983 | CHEVROLET K10 SUBURBAN | 6.2L V8 379 CID |
| | 1983 | CHEVROLET K20 | 6.2L V8 379 CID |
| | 1983 | CHEVROLET K20 SUBURBAN | 6.2L V8 379 CID |
| | 1983 | CHEVROLET K30 | 6.2L V8 379 CID |
| | 1983 | FORD E-250 ECONOLINE CLUB WAGON | 7.5L V8 460 CID |
| | 1983 | FORD E-350 ECONOLINE | 7.5L V8 460 CID |
| | 1983 | FORD E-350 ECONOLINE CLUB WAGON | 7.5L V8 460 CID |
| | 1983 | GMC C1500 | 6.2L V8 379 CID |
| | 1983 | GMC C1500 SUBURBAN | 6.2L V8 379 CID |
| | 1983 | GMC C2500 | 6.2L V8 379 CID |
| | 1983 | GMC C2500 SUBURBAN | 6.2L V8 379 CID |
| | 1983 | GMC C3500 | 6.2L V8 379 CID |
| | 1983 | GMC K1500 | 6.2L V8 379 CID |
| | 1983 | GMC K1500 SUBURBAN | 6.2L V8 379 CID |
| | 1983 | GMC K2500 | 6.2L V8 379 CID |
| | 1983 | GMC K2500 SUBURBAN | 6.2L V8 379 CID |
| | 1983 | GMC K3500 | 6.2L V8 379 CID |
| | 1984 | CHEVROLET C10 | 6.2L V8 379 CID |
| | 1984 | CHEVROLET C10 SUBURBAN | 6.2L V8 379 CID |
| | 1984 | CHEVROLET C20 | 6.2L V8 379 CID |
| | 1984 | CHEVROLET K10 | 6.2L V8 379 CID |
| | 1984 | CHEVROLET K10 SUBURBAN | 6.2L V8 379 CID |
| | 1984 | CHEVROLET K20 | 6.2L V8 379 CID |
| | 1984 | CHEVROLET K5 BLAZER | 6.2L V8 379 CID |
| | 1985 | CHEVROLET C20 | 6.2L V8 379 CID |
| | 1985 | GMC C2500 | 6.2L V8 379 CID |
| | 1985 | GMC JIMMY | 6.2L V8 379 CID |
| | 1986 | CHEVROLET C20 | 6.2L V8 379 CID |
| | 1986 | GMC C2500 | 6.2L V8 379 CID |
| | 1987 | CHEVROLET BLAZER | 6.2L V8 379 CID |
| | 1987 | CHEVROLET R10 | 6.2L V8 379 CID |
| | 1987 | CHEVROLET R10 SUBURBAN | 6.2L V8 379 CID |
| | 1987 | CHEVROLET R20 | 6.2L V8 379 CID |
| | 1987 | CHEVROLET R20 SUBURBAN | 6.2L V8 379 CID |
| | 1987 | CHEVROLET V10 | 6.2L V8 379 CID |
| | 1987 | CHEVROLET V10 SUBURBAN | 6.2L V8 379 CID |
| | 1987 | CHEVROLET V20 | 6.2L V8 379 CID |
| | 1987 | CHEVROLET V20 SUBURBAN | 6.2L V8 379 CID |
| | 1987 | GMC JIMMY | 6.2L V8 379 CID |
| | 1987 | GMC R1500 | 6.2L V8 379 CID |
| | 1987 | GMC R1500 SUBURBAN | 6.2L V8 379 CID |
| | 1987 | GMC R2500 | 6.2L V8 379 CID |
| | 1987 | GMC R2500 SUBURBAN | 6.2L V8 379 CID |
| | 1987 | GMC V1500 | 6.2L V8 379 CID |
| | 1987 | GMC V1500 SUBURBAN | 6.2L V8 379 CID |
| | 1987 | GMC V2500 | 6.2L V8 379 CID |
| | 1987 | GMC V2500 SUBURBAN | 6.2L V8 379 CID |
| | 1988 | CHEVROLET R20 | 6.2L V8 379 CID |
| | 1988 | CHEVROLET R30 | 6.2L V8 379 CID |
| | 1988 | CHEVROLET V30 | 6.2L V8 379 CID |
| | 1989 | CHEVROLET R2500 | 6.2L V8 379 CID |
| | 1990 | GMC R1500 SUBURBAN | 6.2L V8 379 CID |
| | 1990 | GMC R2500 SUBURBAN | 6.2L V8 379 CID |
| | 1990 | GMC V1500 SUBURBAN | 6.2L V8 379 CID |
| | 1990 | GMC V2500 SUBURBAN | 6.2L V8 379 CID |
| | 1992 | FORD E-350 ECONOLINE CLUB WAGON | 7.5L V8 460 CID |
| | 1992 | FORD F53 | 7.5L V8 460 CID |
| | 1993 | FORD E-350 ECONOLINE CLUB WAGON | 7.5L V8 460 CID |
| | 1995 | FORD RANGER | 3.0L V6 2986cc 182 CID |
| | 1996 | FORD ECONOLINE SUPER DUTY | 7.5L V8 460 CID |
| | 1997 | FORD F250 | 7.5L V8 7544cc 460 CID |
| | 1997 | FORD F53 | 7.5L V8 460 CID |

| USMW | Years | Application | Engine |
|------|-----------|---------------------------------|------------------------|
| | 1997 | FORD RANGER | 3.0L V6 2986cc 182 CID |
| | 1970-1974 | CHEVROLET CORVETTE | 7.4L V8 454 CID |
| | 1970-1974 | CHEVROLET CORVETTE | 7.4L V8 7439cc 454 CID |
| | 1970-1974 | CHEVROLET CORVETTE | 7.4L V8 7441cc 454 CID |
| | 1973-1974 | FORD F100 | 7.5L V8 7539cc 460 CID |
| | 1973-1974 | FORD F250 | 7.5L V8 7539cc 460 CID |
| | 1973-1974 | FORD F350 | 7.5L V8 7539cc 460 CID |
| | 1975-1976 | FORD ELITE | 7.5L V8 460 CID |
| | 1975-1976 | FORD F-100 | 7.5L V8 460 CID |
| | 1975-1979 | FORD F-150 | 7.5L V8 460 CID |
| | 1975-1979 | FORD F-350 | 5.0L V8 302 CID |
| | 1975-1996 | FORD F-250 | 7.5L V8 460 CID |
| | 1975-1997 | FORD F-350 | 7.5L V8 460 CID |
| | 1980-1982 | FORD E-250 ECONOLINE CLUB WAGON | 7.5L V8 460 CID |
| | 1980-1982 | FORD E-350 ECONOLINE | 7.5L V8 460 CID |
| | 1980-1982 | FORD E-350 ECONOLINE CLUB WAGON | 7.5L V8 460 CID |
| | 1980-1983 | FORD E-250 ECONOLINE CLUB WAGON | 7.5L V8 460 CID |
| | 1980-1983 | FORD E-350 ECONOLINE | 7.5L V8 460 CID |
| | 1980-1983 | FORD E-350 ECONOLINE CLUB WAGON | 7.5L V8 460 CID |
| | 1982-1983 | CHEVROLET C10 SUBURBAN | 6.2L V8 379 CID |
| | 1982-1983 | CHEVROLET K10 | 6.2L V8 379 CID |
| | 1982-1983 | CHEVROLET K20 | 6.2L V8 379 CID |
| | 1982-1983 | CHEVROLET K20 SUBURBAN | 6.2L V8 379 CID |
| | 1982-1983 | CHEVROLET K30 | 6.2L V8 379 CID |
| | 1982-1984 | CHEVROLET C10 | 6.2L V8 379 CID |
| | 1982-1984 | CHEVROLET C20 | 6.2L V8 379 CID |
| | 1982-1984 | CHEVROLET C20 SUBURBAN | 6.2L V8 379 CID |
| | 1982-1984 | CHEVROLET C30 | 6.2L V8 379 CID |
| | 1982-1984 | CHEVROLET K10 | 6.2L V8 379 CID |
| | 1982-1984 | CHEVROLET K20 | 6.2L V8 379 CID |
| | 1982-1984 | CHEVROLET K20 SUBURBAN | 6.2L V8 379 CID |
| | 1982-1984 | CHEVROLET K30 | 6.2L V8 379 CID |
| | 1982-1984 | CHEVROLET K5 BLAZER | 6.2L V8 379 CID |
| | 1982-1984 | GMC C1500 | 6.2L V8 379 CID |
| | 1982-1984 | GMC C1500 SUBURBAN | 6.2L V8 379 CID |
| | 1982-1984 | GMC C2500 | 6.2L V8 379 CID |
| | 1982-1984 | GMC C2500 SUBURBAN | 6.2L V8 379 CID |
| | 1982-1984 | GMC C3500 | 6.2L V8 379 CID |
| | 1982-1984 | GMC JIMMY | 6.2L V8 379 CID |
| | 1982-1984 | GMC K1500 | 6.2L V8 379 CID |
| | 1982-1984 | GMC K1500 SUBURBAN | 6.2L V8 379 CID |
| | 1982-1984 | GMC K2500 | 6.2L V8 379 CID |
| | 1982-1984 | GMC K2500 SUBURBAN | 6.2L V8 379 CID |
| | 1982-1984 | GMC K3500 | 6.2L V8 379 CID |
| | 1982-1989 | CHEVROLET P20 | 6.2L V8 379 CID |
| | 1982-1989 | GMC P2500 | 6.2L V8 379 CID |
| | 1982-1990 | CHEVROLET P30 | 6.2L V8 379 CID |
| | 1982-1990 | GMC P3500 | 6.2L V8 379 CID |
| | 1982-1993 | CHEVROLET P30 | 6.2L V8 379 CID |
| | 1982-1993 | GMC P3500 | 6.2L V8 379 CID |
| | 1983-1984 | CHEVROLET C10 | 6.2L V8 379 CID |
| | 1983-1984 | CHEVROLET C10 SUBURBAN | 6.2L V8 379 CID |
| | 1983-1984 | CHEVROLET C20 | 6.2L V8 379 CID |
| | 1983-1984 | CHEVROLET G20 | 6.2L V8 379 CID |
| | 1983-1984 | CHEVROLET G30 | 6.2L V8 379 CID |
| | 1983-1984 | CHEVROLET K10 | 6.2L V8 379 CID |
| | 1983-1984 | CHEVROLET K10 SUBURBAN | 6.2L V8 379 CID |
| | 1983-1984 | CHEVROLET K20 | 6.2L V8 379 CID |
| | 1983-1984 | CHEVROLET K5 BLAZER | 6.2L V8 379 CID |
| | 1983-1984 | GMC C1500 | 6.2L V8 379 CID |
| | 1983-1984 | GMC C1500 SUBURBAN | 6.2L V8 379 CID |
| | 1983-1984 | GMC C2500 | 6.2L V8 379 CID |
| | 1983-1984 | GMC C2500 SUBURBAN | 6.2L V8 379 CID |
| | 1983-1984 | GMC G2500 | 6.2L V8 379 CID |
| | 1983-1984 | GMC G3500 | 6.2L V8 379 CID |
| | 1983-1984 | GMC JIMMY | 6.2L V8 379 CID |
| | 1983-1984 | GMC K1500 | 6.2L V8 379 CID |
| | 1983-1984 | GMC K1500 SUBURBAN | 6.2L V8 379 CID |
| | 1983-1984 | GMC K2500 | 6.2L V8 379 CID |

| USMW | Years | Application | Engine |
|--------------|--------------------------|------------------------|-----------------|
| 22052 | 1983-1991 | CHEVROLET G20 | 6.2L V8 379 CID |
| | 1985-1986 | CHEVROLET C10 | 6.2L V8 379 CID |
| | 1985-1986 | CHEVROLET C10 SUBURBAN | 6.2L V8 379 CID |
| | 1985-1986 | CHEVROLET C20 | 6.2L V8 379 CID |
| | 1985-1986 | CHEVROLET C20 SUBURBAN | 6.2L V8 379 CID |
| | 1985-1986 | CHEVROLET C30 | 6.2L V8 379 CID |
| | 1985-1986 | CHEVROLET K10 | 6.2L V8 379 CID |
| | 1985-1986 | CHEVROLET K10 SUBURBAN | 6.2L V8 379 CID |
| | 1985-1986 | CHEVROLET K20 | 6.2L V8 379 CID |
| | 1985-1986 | CHEVROLET K20 SUBURBAN | 6.2L V8 379 CID |
| | 1985-1986 | CHEVROLET K30 | 6.2L V8 379 CID |
| | 1985-1986 | CHEVROLET K5 BLAZER | 6.2L V8 379 CID |
| | 1985-1986 | GMC C1500 | 6.2L V8 379 CID |
| | 1985-1986 | GMC C1500 SUBURBAN | 6.2L V8 379 CID |
| | 1985-1986 | GMC C2500 | 6.2L V8 379 CID |
| | 1985-1986 | GMC C2500 SUBURBAN | 6.2L V8 379 CID |
| | 1985-1986 | GMC C3500 | 6.2L V8 379 CID |
| | 1985-1986 | GMC K1500 | 6.2L V8 379 CID |
| | 1985-1986 | GMC K1500 SUBURBAN | 6.2L V8 379 CID |
| | 1985-1986 | GMC K2500 | 6.2L V8 379 CID |
| | 1985-1986 | GMC K2500 SUBURBAN | 6.2L V8 379 CID |
| | 1985-1986 | GMC K3500 | 6.2L V8 379 CID |
| | 1985-1988 | GMC G3500 | 6.2L V8 379 CID |
| | 1985-1989 | GMC G2500 | 6.2L V8 379 CID |
| | 1985-1990 | GMC JIMMY | 6.2L V8 379 CID |
| | 1985-1991 | CHEVROLET G20 | 6.2L V8 379 CID |
| | 1985-1991 | GMC G2500 | 6.2L V8 379 CID |
| | 1985-1991 | GMC JIMMY | 6.2L V8 379 CID |
| | 1985-1993 | CHEVROLET G30 | 6.2L V8 379 CID |
| | 1985-1993 | GMC G3500 | 6.2L V8 379 CID |
| | 1987-1988 | CHEVROLET R10 SUBURBAN | 6.2L V8 379 CID |
| | 1987-1988 | CHEVROLET R20 | 6.2L V8 379 CID |
| | 1987-1988 | CHEVROLET R20 SUBURBAN | 6.2L V8 379 CID |
| | 1987-1988 | CHEVROLET R30 | 6.2L V8 379 CID |
| | 1987-1988 | CHEVROLET V10 SUBURBAN | 6.2L V8 379 CID |
| | 1987-1988 | CHEVROLET V20 SUBURBAN | 6.2L V8 379 CID |
| | 1987-1988 | CHEVROLET V30 | 6.2L V8 379 CID |
| | 1987-1989 | GMC R1500 SUBURBAN | 6.2L V8 379 CID |
| | 1987-1989 | GMC R2500 | 6.2L V8 379 CID |
| | 1987-1989 | GMC R2500 SUBURBAN | 6.2L V8 379 CID |
| | 1987-1989 | GMC R3500 | 6.2L V8 379 CID |
| | 1987-1989 | GMC V1500 SUBURBAN | 6.2L V8 379 CID |
| | 1987-1989 | GMC V2500 SUBURBAN | 6.2L V8 379 CID |
| | 1987-1989 | GMC V3500 | 6.2L V8 379 CID |
| | 1987-1991 | CHEVROLET BLAZER | 6.2L V8 379 CID |
| | 1987-1991 | GMC R1500 SUBURBAN | 6.2L V8 379 CID |
| | 1987-1991 | GMC R2500 SUBURBAN | 6.2L V8 379 CID |
| | 1987-1991 | GMC R3500 | 6.2L V8 379 CID |
| | 1987-1991 | GMC V1500 SUBURBAN | 6.2L V8 379 CID |
| | 1987-1991 | GMC V2500 SUBURBAN | 6.2L V8 379 CID |
| | 1987-1991 | GMC V3500 | 6.2L V8 379 CID |
| | 1988-1991 | CHEVROLET BLAZER | 6.2L V8 379 CID |
| 1988-1991 | FORD F53 | 7.5L V8 460 CID | |
| 1988-1997 | FORD F53 | 7.5L V8 460 CID | |
| 1989-1990 | CHEVROLET R3500 | 6.2L V8 379 CID | |
| 1989-1990 | CHEVROLET V3500 | 6.2L V8 379 CID | |
| 1989-1991 | CHEVROLET R1500 SUBURBAN | 6.2L V8 379 CID | |
| 1989-1991 | CHEVROLET R2500 SUBURBAN | 6.2L V8 379 CID | |
| 1989-1991 | CHEVROLET R3500 | 6.2L V8 379 CID | |
| 1989-1991 | CHEVROLET V1500 SUBURBAN | 6.2L V8 379 CID | |
| 1989-1991 | CHEVROLET V2500 SUBURBAN | 6.2L V8 379 CID | |
| 1989-1991 | CHEVROLET V3500 | 6.2L V8 379 CID | |
| 1990-1991 | GMC G2500 | 6.2L V8 379 CID | |
| 1990-1991 | GMC R3500 | 6.2L V8 379 CID | |
| 1990-1991 | GMC V3500 | 6.2L V8 379 CID | |
| 1990-1993 | CHEVROLET G20 | 6.2L V8 379 CID | |
| 1990-1997 | FORD F SUPER DUTY | 7.5L V8 460 CID | |
| 1992-1993 | AM GENERAL HUMMER | 6.2L V8 379 CID | |
| 1992-1993 | GMC G2500 | 6.2L V8 379 CID | |

| USMW | Years | Application | Engine |
|--------------|----------------------|---------------------------------|------------------------|
| | 1992-1996 | FORD E-350 ECONOLINE | 7.5L V8 460 CID |
| | 1993-1996 | FORD E-350 ECONOLINE CLUB WAGON | 7.5L V8 460 CID |
| | 1994-1996 | FORD E-350 ECONOLINE CLUB WAGON | 7.5L V8 460 CID |
| | 1995-1997 | FORD RANGER | 3.0L V6 2986cc 182 CID |
| 22054 | 1966 | DODGE CHARGER | 5.9L V8 5917cc 361 CID |
| | 1967 | CHEVROLET C3605 (MEX) | 4.7L V8 4738cc 283 CID |
| | 1967 | CHEVROLET C3605 (MEX) | 4.8L L6 4800cc 292 CID |
| | 1969 | DODGE CHARGER | 6.3L V8 383 CID |
| | 1969 | DODGE CHARGER | 7.2L V8 440 CID |
| | 1970 | DODGE CHALLENGER | 7.2L V8 7212cc 440 CID |
| | 1970 | DODGE POLARA | 5.2L V8 318 CID |
| | 1970 | DODGE POLARA | 7.2L V8 440 CID |
| | 1974 | DODGE B100 VAN | 7.2L V8 440 CID |
| | 1974 | DODGE B100 VAN | 7.2L V8 7211cc 440 CID |
| | 1974 | DODGE B100 VAN | 7.2L V8 7212cc 440 CID |
| | 1974 | DODGE B200 VAN | 7.2L V8 440 CID |
| | 1974 | DODGE B200 VAN | 7.2L V8 7211cc 440 CID |
| | 1974 | DODGE B200 VAN | 7.2L V8 7212cc 440 CID |
| | 1974 | DODGE B300 VAN | 7.2L V8 7211cc 440 CID |
| | 1974 | DODGE CHALLENGER | 5.9L V8 5900cc 360 CID |
| | 1974 | DODGE CHARGER | 5.9L V8 5900cc 360 CID |
| | 1974 | DODGE DART | 5.9L V8 5900cc 360 CID |
| | 1974 | DODGE W100 PICKUP | 7.2L V8 440 CID |
| | 1974 | DODGE W100 PICKUP | 7.2L V8 7211cc 440 CID |
| | 1974 | DODGE W100 PICKUP | 7.2L V8 7212cc 440 CID |
| | 1974 | DODGE W200 PICKUP | 7.2L V8 440 CID |
| | 1974 | DODGE W200 PICKUP | 7.2L V8 7211cc 440 CID |
| | 1974 | DODGE W200 PICKUP | 7.2L V8 7212cc 440 CID |
| | 1974 | DODGE W300 PICKUP | 7.2L V8 7211cc 440 CID |
| | 1977 | BUICK CENTURY | 5.0L V8 305 CID |
| | 1977 | BUICK CENTURY | 6.6L V8 403 CID |
| | 1979 | DODGE ST. REGIS | 5.2L V8 318 CID |
| | 1979 | DODGE ST. REGIS | 5.9L V8 360 CID |
| | 1980 | CHRYSLER CORDOBA 300 | 5.9L V8 5900cc 360 CID |
| | 1982 | FORD E-150 ECONOLINE | 5.0L V8 302 CID |
| | 1982 | FORD E-150 ECONOLINE CLUB WAGON | 5.0L V8 302 CID |
| | 1982 | FORD E-250 ECONOLINE | 5.0L V8 302 CID |
| | 1982 | FORD E-350 ECONOLINE | 5.0L V8 302 CID |
| | 1983 | FORD E-100 ECONOLINE | 5.0L V8 302 CID |
| | 1983 | FORD E-100 ECONOLINE | 5.8L V8 351 CID |
| | 1983 | FORD E-100 ECONOLINE CLUB WAGON | 5.0L V8 302 CID |
| | 1983 | FORD E-100 ECONOLINE CLUB WAGON | 5.8L V8 351 CID |
| | 1983 | FORD E-150 ECONOLINE | 5.0L V8 302 CID |
| | 1983 | FORD E-150 ECONOLINE | 5.8L V8 351 CID |
| | 1983 | FORD E-150 ECONOLINE CLUB WAGON | 5.0L V8 302 CID |
| | 1983 | FORD E-150 ECONOLINE CLUB WAGON | 5.8L V8 351 CID |
| | 1983 | FORD E-250 ECONOLINE | 5.0L V8 302 CID |
| | 1983 | FORD E-250 ECONOLINE | 5.8L V8 351 CID |
| | 1983 | FORD E-250 ECONOLINE CLUB WAGON | 5.8L V8 351 CID |
| | 1983 | FORD E-350 ECONOLINE | 5.8L V8 351 CID |
| | 1983 | FORD E-350 ECONOLINE CLUB WAGON | 5.8L V8 351 CID |
| | 1983 | FORD F-100 | 5.0L V8 302 CID |
| | 1983 | FORD F-150 | 5.0L V8 302 CID |
| | 1983 | FORD F-250 | 5.0L V8 302 CID |
| | 1984 | FORD E-150 ECONOLINE | 5.0L V8 302 CID |
| | 1984 | FORD E-150 ECONOLINE CLUB WAGON | 5.0L V8 302 CID |
| 1984 | FORD E-250 ECONOLINE | 5.0L V8 302 CID | |
| 1985 | FORD F-150 | 5.0L V8 302 CID | |
| 1986 | FORD F-150 | 5.0L V8 302 CID | |
| 1987 | CHEVROLET C10 (MEX) | 5.7L V8 5700cc 350 CID | |
| 1959-1971 | DODGE CORONET | 6.3L V8 6286cc 383 CID | |
| 1960-1961 | DODGE DART | 5.9L V8 361 CID | |
| 1960-1962 | DODGE DART | 5.9L V8 5917cc 361 CID | |
| 1960-1962 | DODGE POLARA | 5.9L V8 5917cc 361 CID | |
| 1960-1967 | DODGE DART | 6.3L V8 383 CID | |
| 1960-1969 | DODGE DART | 6.3L V8 6286cc 383 CID | |
| 1960-1971 | DODGE POLARA | 6.3L V8 6286cc 383 CID | |
| 1960-1973 | DODGE POLARA | 5.2L V8 5212cc 318 CID | |
| 1960-1974 | DODGE DART | 5.2L V8 5212cc 318 CID | |

| USMW | Years | Application | Engine |
|--------------|-----------|--------------------------------|------------------------|
| 22054 | 1960-1976 | DODGE DART | 5.2L V8 318 CID |
| | 1963-1970 | DODGE POLARA | 6.3L V8 383 CID |
| | 1964-1967 | CHEVROLET CS1073 (MEX) | 4.7L V8 4738cc 283 CID |
| | 1964-1967 | CHEVROLET CS31003 (MEX) | 4.7L V8 4738cc 283 CID |
| | 1964-1969 | CHEVROLET CS1073 (MEX) | 5.4L V8 5400cc 327 CID |
| | 1964-1969 | CHEVROLET CS31003 (MEX) | 5.4L V8 5400cc 327 CID |
| | 1964-1978 | CHEVROLET CS1073 (MEX) | 4.8L L6 4800cc 292 CID |
| | 1964-1978 | CHEVROLET CS31003 (MEX) | 4.8L L6 4800cc 292 CID |
| | 1965-1966 | CHEVROLET C1405 (MEX) | 4.7L V8 4738cc 283 CID |
| | 1965-1966 | CHEVROLET C1405 (MEX) | 4.8L L6 4800cc 292 CID |
| | 1965-1966 | DODGE CORONET | 5.9L V8 361 CID |
| | 1965-1966 | DODGE CORONET | 5.9L V8 5917cc 361 CID |
| | 1965-1967 | CHEVROLET C20905 (MEX) | 4.7L V8 4738cc 283 CID |
| | 1965-1967 | CHEVROLET C20905 (MEX) | 4.8L L6 4800cc 292 CID |
| | 1965-1967 | DODGE CORONET | 6.3L V8 383 CID |
| | 1965-1971 | DODGE MONACO | 6.3L V8 6286cc 383 CID |
| | 1965-1974 | DODGE CORONET | 5.2L V8 5212cc 318 CID |
| | 1965-1976 | DODGE CORONET | 5.2L V8 318 CID |
| | 1966-1971 | DODGE CHARGER | 6.3L V8 6286cc 383 CID |
| | 1966-1973 | DODGE POLARA | 7.2L V8 7211cc 440 CID |
| | 1966-1974 | DODGE CHARGER | 5.2L V8 5212cc 318 CID |
| | 1966-1974 | DODGE MONACO | 7.2L V8 7211cc 440 CID |
| | 1966-1976 | DODGE CORONET | 7.2L V8 440 CID |
| | 1966-1978 | CHEVROLET CS1073 (MEX) | 4.1L L6 4100cc 250 CID |
| | 1967-1974 | DODGE CHARGER | 7.2L V8 7211cc 440 CID |
| | 1967-1974 | DODGE CORONET | 7.2L V8 7211cc 440 CID |
| | 1967-1978 | DODGE MONACO | 7.2L V8 440 CID |
| | 1968-1973 | DODGE DART | 5.6L V8 5572cc 340 CID |
| | 1968-1974 | DODGE MONACO | 5.2L V8 5212cc 318 CID |
| | 1968-1978 | CHEVROLET CS31003 (MEX) | 5.7L V8 5700cc 350 CID |
| | 1969-1978 | DODGE CHARGER | 5.2L V8 318 CID |
| | 1970-1971 | DODGE CHALLENGER | 6.3L V8 6286cc 383 CID |
| | 1970-1972 | DODGE CHALLENGER | 7.2L V8 7211cc 440 CID |
| | 1970-1973 | DODGE CHALLENGER | 5.6L V8 5572cc 340 CID |
| | 1970-1973 | DODGE CHARGER | 5.6L V8 5572cc 340 CID |
| | 1970-1973 | DODGE CORONET | 5.6L V8 5572cc 340 CID |
| | 1970-1973 | DODGE POLARA | 7.2L V8 7212cc 440 CID |
| | 1970-1974 | DODGE CHALLENGER | 5.2L V8 5212cc 318 CID |
| | 1970-1974 | DODGE CHARGER | 7.2L V8 7212cc 440 CID |
| | 1970-1974 | DODGE CORONET | 7.2L V8 7212cc 440 CID |
| | 1970-1974 | DODGE MONACO | 7.2L V8 7212cc 440 CID |
| | 1971-1973 | DODGE POLARA | 5.9L V8 5899cc 360 CID |
| | 1971-1973 | DODGE POLARA | 5.9L V8 5900cc 360 CID |
| | 1971-1974 | DODGE CHALLENGER | 5.9L V8 5899cc 360 CID |
| | 1971-1974 | DODGE CHARGER | 5.9L V8 5899cc 360 CID |
| | 1971-1974 | DODGE CORONET | 5.9L V8 5899cc 360 CID |
| | 1971-1974 | DODGE DART | 5.9L V8 5899cc 360 CID |
| | 1971-1974 | DODGE MONACO | 5.9L V8 5899cc 360 CID |
| | 1971-1974 | DODGE MONACO | 5.9L V8 5900cc 360 CID |
| | 1971-1974 | DODGE MONACO | 5.9L V8 5900cc 360 CID |
| | 1972-1973 | DODGE POLARA | 5.6L V8 5572cc 340 CID |
| | 1973-1974 | DODGE CORONET | 5.9L V8 5900cc 360 CID |
| | 1975-1976 | DODGE CORONET | 5.9L V8 360 CID |
| | 1975-1976 | DODGE DART | 5.9L V8 360 CID |
| | 1975-1977 | DODGE W100 | 7.2L V8 440 CID |
| | 1975-1978 | DODGE B200 | 7.2L V8 440 CID |
| | 1975-1978 | DODGE B300 | 7.2L V8 440 CID |
| | 1975-1978 | DODGE CHARGER | 5.9L V8 360 CID |
| | 1975-1978 | DODGE MONACO | 5.2L V8 318 CID |
| | 1975-1978 | DODGE MONACO | 5.9L V8 360 CID |
| | 1975-1978 | DODGE W200 | 7.2L V8 440 CID |
| | 1975-1978 | DODGE W300 | 7.2L V8 440 CID |
| | 1975-1978 | PLYMOUTH TRAILDUSTER | 7.2L V8 440 CID |
| | 1976-1979 | DODGE ASPEN | 5.2L V8 318 CID |
| | 1976-1979 | DODGE ASPEN | 5.9L V8 360 CID |
| | 1977-1979 | FORD F-150 | 6.6L V8 400 CID |
| | 1977-1979 | FORD F-250 | 6.6L V8 400 CID |
| | 1977-1979 | FORD F-350 | 6.6L V8 400 CID |
| | 1978-1979 | DODGE DIPLOMAT | 5.9L V8 360 CID |
| | 1979-1987 | CHEVROLET C30 (MEX) | 5.7L V8 5700cc 350 CID |

| USMW | Years | Application | Engine |
|--------------|-----------|--|------------------------|
| | 1981-1987 | GMC C3500 (MEX) | 5.7L V8 5700cc 350 CID |
| | 1983-1984 | FORD E-150 ECONOLINE | 5.0L V8 302 CID |
| | 1983-1984 | FORD E-150 ECONOLINE CLUB WAGON | 5.0L V8 302 CID |
| | 1983-1984 | FORD E-250 ECONOLINE | 5.0L V8 302 CID |
| | 1983-1984 | FORD F-150 | 5.0L V8 302 CID |
| | 1983-1984 | FORD F-250 | 5.0L V8 302 CID |
| | 1984-1979 | GMC G3500 | 5.7L V8 5736cc 350 CID |
| | 1984-1985 | FORD E-250 ECONOLINE | 5.8L V8 351 CID |
| | 1984-1985 | FORD E-250 ECONOLINE CLUB WAGON | 5.8L V8 351 CID |
| | 1984-1985 | FORD E-350 ECONOLINE | 5.8L V8 351 CID |
| | 1984-1985 | FORD E-350 ECONOLINE CLUB WAGON | 5.8L V8 351 CID |
| | 1984-1986 | FORD BRONCO | 5.0L V8 302 CID |
| | 1984-1986 | FORD E-150 ECONOLINE | 5.8L V8 351 CID |
| | 1984-1986 | FORD E-150 ECONOLINE CLUB WAGON | 5.8L V8 351 CID |
| | 1985-1986 | FORD BRONCO | 5.0L V8 302 CID |
| | 1985-1986 | FORD E-150 ECONOLINE | 5.0L V8 302 CID |
| | 1985-1986 | FORD E-150 ECONOLINE CLUB WAGON | 5.0L V8 302 CID |
| | 1985-1986 | FORD E-250 ECONOLINE | 5.0L V8 302 CID |
| | 1985-1986 | FORD F-250 | 5.0L V8 302 CID |
| | 1985-1987 | GMC C2500 (MEX) | 5.7L V8 5700cc 350 CID |
| | 1987-1968 | CHEVROLET C20 (MEX) | 5.7L V8 5700cc 350 CID |
| | 1987-1978 | GMC C1500 (MEX) | 5.7L V8 5700cc 350 CID |
| 22056 | 1985 | CHEVROLET S10 | 2.5L L4 2474cc 151 CID |
| | 1985 | CHEVROLET S10 BLAZER | 2.5L L4 2474cc 151 CID |
| | 1985 | GMC S15 | 2.5L L4 2474cc 151 CID |
| | 1985 | GMC S15 JIMMY | 2.5L L4 2474cc 151 CID |
| 22059 | 2009 | DODGE RAM 3500 | 5.7L V8 345 CID |
| | 2012 | RAM 1500 | 5.7L V8 345 CID |
| | 2013 | RAM 1500 | 5.7L V8 345 CID |
| | 2013 | RAM 2500 | 5.7L V8 345 CID |
| | 2015 | RAM 1500 | 3.0L V6 2987cc 182 CID |
| | 2015 | RAM 1500 | 5.7L V8 345 CID |
| | 2009-2010 | DODGE RAM 1500 | 5.7L V8 345 CID |
| | 2009-2010 | DODGE RAM 2500 | 5.7L V8 345 CID |
| | 2010-1975 | JEEP COMMANDER LTD PREMIUM(MEX) | 5.7L V8 5654cc CID |
| | 2011-2012 | RAM 1500 | 5.7L V8 345 CID |
| | 2011-2012 | RAM 2500 | 5.7L V8 345 CID |
| | 2011-2013 | RAM 2500 | 5.7L V8 345 CID |
| | 2011-2013 | RAM 3500 | 5.7L V8 345 CID |
| | 2011-2015 | RAM 1500 | 5.7L V8 345 CID |
| | 2011-2015 | RAM 2500 | 5.7L V8 345 CID |
| | 2011-2015 | RAM 3500 | 5.7L V8 345 CID |
| | 2012-2008 | CHRYSLER 300C PREMIUM (MEX) | 5.7L V8 5654cc CID |
| | 2012-2013 | DODGE DURANGO CREW LUXE (MEX) | 5.7L V8 5654cc CID |
| | 2012-2014 | DODGE RAM 4000 (MEX) | 5.7L V8 5654cc CID |
| | 2012-2015 | RAM 1500 | 5.7L V8 345 CID |
| | 2012-2015 | RAM 2500 | 5.7L V8 345 CID |
| | 2013-2015 | RAM 2500 | 5.7L V8 345 CID |
| | 2013-2015 | RAM 3500 | 5.7L V8 345 CID |
| | 2014-2013 | DODGE RAM HEMI SPORT (MEX) | 5.7L V8 5654cc CID |
| | 2014-2013 | DODGE RAM R/T (MEX) | 5.7L V8 5654cc CID |
| | 2014-2015 | RAM 1500 | 3.0L V6 2987cc 182 CID |
| | 2014-2015 | RAM 1500 | 5.7L V8 345 CID |
| | 2014-2015 | RAM 2500 | 5.7L V8 345 CID |
| | 2014-2015 | RAM 3500 | 5.7L V8 345 CID |
| | 2015-2016 | DODGE RAM 2500 HEMI SPORT (MEX) | 5654 V8 5.7Lcc 345 CID |
| | 2015-2016 | DODGE RAM 2500 R/T (MEX) | 5654 V8 5.7Lcc 345 CID |
| | 2015-2016 | DODGE RAM 4000 (MEX) | 5654 V8 5.7Lcc 345 CID |
| 22060 | 1980 | CHEVROLET CORVETTE | 5.0L V8 305 CID |
| | 1980 | CHEVROLET CORVETTE | 5.7L V8 350 CID |
| | 1981 | CHEVROLET CORVETTE | 5.7L V8 350 CID |
| | 1984 | FORD RANGER | 2.8L V6 171 CID |
| | 1986 | FORD BRONCO II | 2.9L V6 177 CID |
| | 1986 | FORD RANGER | 2.9L V6 177 CID |
| | 1987 | FORD RANGER | 2.9L V6 177 CID |
| | 1988 | FORD RANGER | 2.9L V6 177 CID |
| | 1989 | FORD RANGER | 2.9L V6 177 CID |
| | 1983-1985 | FORD RANGER | 2.8L V6 171 CID |
| | 1984-1985 | FORD BRONCO II | 2.8L V6 171 CID |

| USMW | Years | Application | Engine | |
|--------------|--------------|---------------------------------|---------------------------------|------------------------|
| 22060 | 1984-1986 | FORD E-250 ECONOLINE CLUB WAGON | 7.5L V8 460 CID | |
| | 1984-1986 | FORD E-350 ECONOLINE | 7.5L V8 460 CID | |
| | 1984-1986 | FORD E-350 ECONOLINE CLUB WAGON | 7.5L V8 460 CID | |
| | 1984-1991 | FORD E-250 ECONOLINE CLUB WAGON | 7.5L V8 460 CID | |
| | 1984-1991 | FORD E-350 ECONOLINE CLUB WAGON | 7.5L V8 460 CID | |
| | 1986-1987 | FORD RANGER | 2.9L V6 177 CID | |
| | 1986-1990 | FORD BRONCO II | 2.9L V6 177 CID | |
| | 1986-1992 | FORD RANGER | 2.9L V6 177 CID | |
| | 1987-1990 | FORD BRONCO II | 2.9L V6 177 CID | |
| | 1987-1991 | FORD E-250 ECONOLINE CLUB WAGON | 7.5L V8 460 CID | |
| | 1987-1991 | FORD E-350 ECONOLINE | 7.5L V8 460 CID | |
| | 1987-1991 | FORD E-350 ECONOLINE CLUB WAGON | 7.5L V8 460 CID | |
| | 1987-1992 | FORD RANGER | 2.9L V6 177 CID | |
| | 1988-1990 | FORD BRONCO II | 2.9L V6 177 CID | |
| | 1989-1990 | FORD BRONCO II | 2.9L V6 177 CID | |
| | 1989-1992 | FORD RANGER | 2.9L V6 177 CID | |
| | 1991-1992 | FORD RANGER | 2.9L V6 177 CID | |
| | 22061 | 1983 | FORD E-100 ECONOLINE | 4.9L L6 4917cc 300 CID |
| | | 1983 | FORD E-100 ECONOLINE CLUB WAGON | 4.9L L6 4917cc 300 CID |
| | | 1983 | FORD E-150 ECONOLINE | 4.9L L6 4917cc 300 CID |
| 1983 | | FORD E-150 ECONOLINE CLUB WAGON | 4.9L L6 4917cc 300 CID | |
| 1983 | | FORD E-250 ECONOLINE | 4.9L L6 4917cc 300 CID | |
| 1983 | | FORD E-250 ECONOLINE CLUB WAGON | 4.9L L6 4917cc 300 CID | |
| 1983 | | FORD E-350 ECONOLINE | 4.9L L6 4917cc 300 CID | |
| 1983 | | FORD E-350 ECONOLINE CLUB WAGON | 4.9L L6 4917cc 300 CID | |
| 1983 | | FORD F-100 | 4.9L L6 4917cc 300 CID | |
| 1983 | | FORD F-150 | 4.9L L6 4917cc 300 CID | |
| 1983 | | FORD F-350 | 4.9L L6 4917cc 300 CID | |
| 1984 | | FORD E-350 ECONOLINE | 4.9L L6 4917cc 300 CID | |
| 1986 | | FORD E-150 ECONOLINE | 4.9L L6 4917cc 300 CID | |
| 1983-1984 | | FORD F-150 | 4.9L L6 4917cc 300 CID | |
| 1983-1984 | | FORD F-250 | 4.9L L6 4917cc 300 CID | |
| 1983-1984 | | FORD F-350 | 4.9L L6 4917cc 300 CID | |
| 1983-1986 | | FORD E-150 ECONOLINE | 4.9L L6 4917cc 300 CID | |
| 1983-1986 | | FORD E-150 ECONOLINE CLUB WAGON | 4.9L L6 4917cc 300 CID | |
| 1983-1986 | | FORD E-250 ECONOLINE | 4.9L L6 4917cc 300 CID | |
| 1983-1986 | | FORD E-250 ECONOLINE CLUB WAGON | 4.9L L6 4917cc 300 CID | |
| 1983-1986 | | FORD E-350 ECONOLINE | 4.9L L6 4917cc 300 CID | |
| 1983-1986 | | FORD E-350 ECONOLINE CLUB WAGON | 4.9L L6 4917cc 300 CID | |
| 1983-1986 | | FORD F-150 | 4.9L L6 4917cc 300 CID | |
| 1983-1986 | | FORD F-250 | 4.9L L6 4917cc 300 CID | |
| 1983-1986 | | FORD F-350 | 4.9L L6 4917cc 300 CID | |
| 1984-1985 | | FORD E-150 ECONOLINE | 4.9L L6 4917cc 300 CID | |
| 1984-1986 | | FORD BRONCO | 4.9L L6 4917cc 300 CID | |
| 1984-1986 | | FORD E-150 ECONOLINE | 4.9L L6 4917cc 300 CID | |
| 1984-1986 | | FORD E-150 ECONOLINE CLUB WAGON | 4.9L L6 4917cc 300 CID | |
| 1984-1986 | | FORD E-250 ECONOLINE | 4.9L L6 4917cc 300 CID | |
| 1984-1986 | | FORD E-250 ECONOLINE CLUB WAGON | 4.9L L6 4917cc 300 CID | |
| 1984-1986 | | FORD E-350 ECONOLINE | 4.9L L6 4917cc 300 CID | |
| 1984-1986 | | FORD E-350 ECONOLINE CLUB WAGON | 4.9L L6 4917cc 300 CID | |
| 1985-1986 | | FORD BRONCO | 4.9L L6 4917cc 300 CID | |
| 1985-1986 | | FORD E-350 ECONOLINE | 4.9L L6 4917cc 300 CID | |
| 1985-1986 | | FORD F-150 | 4.9L L6 4917cc 300 CID | |
| 1985-1986 | | FORD F-250 | 4.9L L6 4917cc 300 CID | |
| 1985-1986 | | FORD F-350 | 4.9L L6 4917cc 300 CID | |
| 22063 | | 1988 | LAND ROVER RANGE ROVER | 3.5L V8 3532cc 216 CID |
| | | 1989 | LAND ROVER RANGE ROVER | 3.9L V8 3947cc |
| | 1991 | LAND ROVER RANGE ROVER | 3.9L V8 3947cc | |
| | 1992 | LAND ROVER RANGE ROVER | 3.9L V8 3947cc | |
| | 1993 | LAND ROVER RANGE ROVER | 3.9L V8 3950cc | |
| | 1995 | LAND ROVER RANGE ROVER | 3.9L V8 3950cc | |
| | 1995 | LAND ROVER RANGE ROVER | 4.2L V8 4200cc | |
| | 1987-1988 | LAND ROVER RANGE ROVER | 3.5L V8 3532cc 216 CID | |
| | 1989-1992 | LAND ROVER RANGE ROVER | 3.9L V8 3947cc | |
| | 1993-1994 | LAND ROVER RANGE ROVER | 3.9L V8 3950cc | |
| | 1993-1995 | LAND ROVER RANGE ROVER | 4.2L V8 4200cc | |
| | 22064 | 1989 | FORD AEROSTAR | 3.0L V6 2986cc 182 CID |
| | | 1994 | MAZDA B3000 | 3.0L V6 2986cc 182 CID |
| | | 1986-1989 | FORD AEROSTAR | 3.0L V6 2986cc 182 CID |

| USMW | Years | Application | Engine | |
|--------------|--------------|-------------------|------------------------|-----------------|
| | 1988-1991 | FORD AEROSTAR | 3.0L V6 2986cc 182 CID | |
| | 1990-1994 | FORD AEROSTAR | 3.0L V6 2986cc 182 CID | |
| | 1990-1997 | FORD AEROSTAR | 3.0L V6 2986cc 182 CID | |
| | 1991-1992 | FORD RANGER | 3.0L V6 2986cc 182 CID | |
| | 1991-1993 | FORD RANGER | 3.0L V6 2986cc 182 CID | |
| | 1991-1994 | FORD AEROSTAR | 3.0L V6 2986cc 182 CID | |
| | 1991-1994 | FORD RANGER | 3.0L V6 2986cc 182 CID | |
| | 1991-1997 | FORD AEROSTAR | 3.0L V6 2986cc 182 CID | |
| | 1993-1994 | FORD RANGER | 3.0L V6 2986cc 182 CID | |
| | 22065 | 1985 | FORD RANGER | 2.3L L4 140 CID |
| | | 1986 | FORD AEROSTAR | 2.8L V6 171 CID |
| | | 1986 | FORD RANGER | 2.3L L4 140 CID |
| 1987 | | FORD RANGER | 2.3L L4 140 CID | |
| | 1985-1986 | FORD RANGER | 2.3L L4 140 CID | |
| 22067 | 1988-1989 | MERKUR SCORPIO | 2.9L V6 177 CID | |
| 22068 | 1989 | SUZUKI SAMURAI | 1.3L L4 1325cc 81 CID | |
| | 1989 | SUZUKI SIDEKICK | 1.3L L4 1325cc 81 CID | |
| | 1991 | SUZUKI SAMURAI | 1.3L L4 1298cc 79 CID | |
| | 1991 | SUZUKI SIDEKICK | 1.6L L4 1590cc 97 CID | |
| | 1998 | SUZUKI X-90 | 1.6L L4 1590cc 97 CID | |
| | 1999 | SUZUKI VITARA | 1.6L L4 1590cc 97 CID | |
| | 1986-1987 | SUZUKI SAMURAI | 1.3L L4 1325cc 81 CID | |
| | 1986-1988 | SUZUKI SAMURAI | 1.3L L4 1325cc 81 CID | |
| | 1989-1995 | SUZUKI SIDEKICK | 1.6L L4 1590cc 97 CID | |
| | 1989-1997 | GEO TRACKER | 1.6L L4 1588cc 98 CID | |
| | 1989-1998 | SUZUKI SIDEKICK | 1.6L L4 1590cc 97 CID | |
| | 1990-1995 | SUZUKI SAMURAI | 1.3L L4 1298cc 79 CID | |
| | 1990-1998 | SUZUKI SIDEKICK | 1.6L L4 1590cc 97 CID | |
| | 1991-1993 | SUZUKI SAMURAI | 1.3L L4 1298cc 79 CID | |
| | 1996-1998 | SUZUKI X-90 | 1.6L L4 1590cc 97 CID | |
| | 1998-2000 | CHEVROLET TRACKER | 1.6L L4 1588cc 98 CID | |
| | 1999-2001 | SUZUKI VITARA | 1.6L L4 1590cc 97 CID | |
| | 2000-2001 | SUZUKI VITARA | 1.6L L4 1590cc 97 CID | |
| | 22070 | 1983 | FORD THUNDERBIRD | 5.0L V8 302 CID |
| | | 1984 | FORD THUNDERBIRD | 5.0L V8 302 CID |
| 1989 | | DODGE D250 | 5.9L L6 359 CID | |
| 1989 | | DODGE D350 | 5.9L L6 359 CID | |
| 1989 | | DODGE W250 | 5.9L L6 359 CID | |
| 1989 | | DODGE W350 | 5.9L L6 359 CID | |
| 2009 | | CHRYSLER ASPEN | 5.7L V8 345 CID | |
| 1983-1984 | | FORD THUNDERBIRD | 5.0L V8 302 CID | |
| 1983-1985 | | MERCURY COUGAR | 5.0L V8 302 CID | |
| 1990-1993 | | DODGE D250 | 5.9L L6 359 CID | |
| 1990-1993 | | DODGE D350 | 5.9L L6 359 CID | |
| 1990-1993 | | DODGE W250 | 5.9L L6 359 CID | |
| 1990-1993 | | DODGE W350 | 5.9L L6 359 CID | |
| 1994-1999 | | DODGE RAM 2500 | 5.9L L6 359 CID | |
| 1994-1999 | | DODGE RAM 3500 | 5.9L L6 359 CID | |
| 22071 | | 1977 | BMW 630CSI | 3.0L L6 2985cc |
| | | 1979 | BMW 528i | 2.8L L6 2788cc |
| | | 1987 | BMW L6 | 3.5L L6 3430cc |
| | | 1988 | BMW 535iS | 3.5L L6 3430cc |
| | | 1988 | BMW M5 | 3.5L L6 3453cc |
| | 1995 | BMW 318Ti | 1.8L L4 1796cc | |
| | 1975-1976 | BMW 3.0Si | 3.0L L6 2985cc | |
| | 1975-1977 | BMW 530i | 3.0L L6 2985cc | |
| | 1977-1979 | BMW 320i | 2.0L L4 1990cc 121 CID | |
| | 1978-1979 | BMW 633CSI | 3.2L L6 3210cc | |
| | 1978-1979 | BMW 733i | 3.2L L6 3210cc | |
| | 1978-2009 | BMW 530i | 3.0L L6 2985cc 182 CID | |
| | 1980-1981 | BMW 528i | 2.8L L6 2788cc | |
| | 1980-1984 | BMW 633CSI | 3.2L L6 3210cc | |
| | 1980-1984 | BMW 733i | 3.2L L6 3210cc | |
| | 1982-1988 | BMW 528E | 2.7L L6 2693cc | |
| | 1983-1984 | BMW 533i | 3.2L L6 3210cc | |
| | 1984-1985 | BMW 318i | 1.8L L4 1766cc 107 CID | |
| | 1984-1987 | BMW 325E | 2.7L L6 2693cc | |
| | 1985-1986 | BMW 524TD | 2.4L L6 2443cc | |
| 1985-1987 | BMW 735i | 3.5L L6 3430cc | | |

| USMW | Years | Application | Engine |
|--------------|---------------------|---------------------------|-------------------------|
| 22071 | 1985-1988 | BMW 535i | 3.5L L6 3430cc |
| | 1985-1989 | BMW 635CSI | 3.5L L6 3430cc |
| | 1986-1987 | BMW 325ES | 2.7L L6 2693cc |
| | 1986-1987 | BMW L7 | 3.5L L6 3430cc |
| | 1986-1988 | BMW 325 | 2.7L L6 2693cc |
| | 1986-2004 | BMW 318 (MEX) | 1.8L L4 1800cc 110 CID |
| | 1986-2010 | BMW 525i (MEX) | 2.5L L6 2494cc 152 CID |
| | 1987-1988 | BMW M6 | 3.5L L6 3453cc |
| | 1987-1991 | BMW 325iS | 2.5L L6 2494cc 152 CID |
| | 1987-1993 | BMW 325i | 2.5L L6 2494cc 152 CID |
| | 1987-2010 | BMW 524TD (MEX) | 2.4L L6 2443cc 149 CID |
| | 1988-1991 | BMW 325iX | 2.5L L6 2494cc 152 CID |
| | 1988-1991 | BMW M3 | 2.3L L4 2302cc |
| | 1989-1990 | BMW 525i | 2.5L L6 2494cc 152 CID |
| | 1990-2009 | BMW 850i (MEX) | 5.0L V12 5000cc 305 CID |
| | 1991-1995 | BMW 318i | 1.8L L4 1796cc |
| | 1991-1995 | BMW 318iS | 1.8L L4 1796cc |
| | 1996-1997 | BMW 318iS | 1.9L L4 1895cc |
| | 1996-1998 | BMW 318i | 1.9L L4 1895cc |
| | 1996-1998 | BMW Z3 | 1.9L L4 1895cc |
| | 1996-1999 | BMW 318Ti | 1.9L L4 1895cc |
| | 1996-2009 | BMW 540i (MEX) | 4.0L V8 3982cc 243 CID |
| | 1996-2012 | BMW 325i (MEX) | 2.5L L6 2494cc 152 CID |
| | 1998-2009 | BMW 850Ci (MEX) | 5.4L V12 5379cc 328 CID |
| | 2006-2009 | BMW 525i (MEX) | 2.5L L6 2497cc 152 CID |
| | 2006-2010 | BMW 325i (MEX) | 2.5L L6 2497cc 152 CID |
| 2010-2009 | BMW 525i LUJO (MEX) | 2.5L L6 2497cc 152 CID | |
| 22072 | 1994-1996 | HONDA PASSPORT | 2.6L L4 2559cc |
| | 1994-1997 | ISUZU RODEO | 2.6L L4 2559cc |
| 22073 | 1989 | DODGE RAIDER | 3.0L V6 2972cc 181 CID |
| | 1997 | MINISUBISHI MONTERO | 3.5L V6 3497cc 215 CID |
| | 2001 | MINISUBISHI MONTERO SPORT | 3.5L V6 3497cc 215 CID |
| | 2002 | MINISUBISHI MONTERO SPORT | 3.5L V6 3497cc 215 CID |
| | 1983-1984 | DODGE POWER RAM 50 | 2.3L L4 2346cc |
| | 1983-1984 | DODGE RAM 50 | 2.3L L4 2346cc 143 CID |
| | 1983-1985 | DODGE RAM 50 | 2.3L L4 2346cc 143 CID |
| | 1983-1985 | MINISUBISHI MIGHTY MAX | 2.3L L4 2346cc 143 CID |
| | 1984-1985 | DODGE POWER RAM 50 | 2.3L L4 2346cc |
| | 1984-1985 | MINISUBISHI MIGHTY MAX | 2.3L L4 2346cc 143 CID |
| | 1989-1990 | MINISUBISHI MONTERO | 3.0L V6 2972cc 181 CID |
| | 1989-1993 | MINISUBISHI MONTERO | 3.0L V6 2972cc 181 CID |
| | 1990-1993 | MINISUBISHI MONTERO | 3.0L V6 2972cc 181 CID |
| | 1990-1994 | MINISUBISHI MIGHTY MAX | 3.0L V6 2972cc 181 CID |
| | 1992-1993 | MINISUBISHI MONTERO | 3.0L V6 2972cc 181 CID |
| | 1994-1996 | MINISUBISHI MONTERO | 3.0L V6 2972cc 181 CID |
| | 1994-1997 | MINISUBISHI MONTERO | 3.5L V6 3497cc 215 CID |
| | 1998-2000 | MINISUBISHI MONTERO | 3.5L V6 3497cc 215 CID |
| | 1999-2001 | MINISUBISHI MONTERO SPORT | 3.5L V6 3497cc 215 CID |
| | 2005-2009 | MINISUBISHI MONTERO (MEX) | 3.5L L6 3497cc 213 CID |
| 22074 | 1993-1997 | TOYOTA LAND CRUISER | 4.5L L6 4477cc |
| | 1996-1997 | LEXUS LX450 | 4.5L L6 4477cc |
| 22075 | 1991-1997 | TOYOTA PREVIA | 2.4L L4 2438cc |
| 22076 | 1988 | TOYOTA PICKUP | 3.0L V6 2959cc |
| | 1989 | TOYOTA 4RUNNER | 3.0L V6 2959cc |
| | 1993 | ISUZU TROOPER | 3.2L V6 3165cc |
| | 1993 | TOYOTA T100 | 3.0L V6 2959cc |
| | 1994 | ISUZU TROOPER | 3.2L V6 3165cc |
| | 1994 | TOYOTA 4RUNNER | 3.0L V6 2959cc |
| | 1994 | TOYOTA T100 | 3.0L V6 2959cc |
| | 1995 | ISUZU TROOPER | 3.2L V6 3165cc |
| | 1996 | HONDA PASSPORT | 3.2L V6 3165cc |
| | 1996 | ISUZU TROOPER | 3.2L V6 3165cc |
| | 1997 | ISUZU TROOPER | 3.2L V6 3165cc |
| | 1975-1979 | TOYOTA LAND CRUISER | 4.2L L6 4227cc |
| | 1980-1987 | TOYOTA LAND CRUISER | 4.2L L6 4227cc |
| | 1988-1992 | TOYOTA LAND CRUISER | 4.0L L6 3956cc |
| | 1988-1993 | TOYOTA 4RUNNER | 3.0L V6 2959cc |
| | 1988-1995 | TOYOTA PICKUP | 3.0L V6 2959cc |
| | 1992-1993 | ISUZU TROOPER | 3.2L V6 3165cc |

| USMW | Years | Application | Engine |
|--------------|--------------|------------------------|------------------------|
| | 1993-1994 | TOYOTA T100 | 3.0L V6 2959cc |
| | 1993-1997 | ISUZU RODEO | 3.2L V6 3165cc |
| | 1994-1997 | HONDA PASSPORT | 3.2L V6 3165cc |
| | 1996-1997 | ACURA SLX | 3.2L V6 3165cc |
| 22077 | 1986-1992 | TOYOTA SUPRA | 3.0L L6 2954cc |
| | 1987-1992 | TOYOTA SUPRA | 3.0L L6 2954cc |
| 22078 | 1995 | FORD RANGER | 3.0L V6 2986cc 182 CID |
| | 1997 | FORD RANGER | 3.0L V6 2986cc 182 CID |
| | 1998 | FORD RANGER | 3.0L V6 2986cc 182 CID |
| | 2004 | FORD RANGER | 3.0L V6 2986cc 182 CID |
| | 1995-1996 | MAZDA B3000 | 3.0L V6 2986cc 182 CID |
| | 1995-1997 | FORD RANGER | 3.0L V6 2986cc 182 CID |
| | 1998-2000 | MAZDA B3000 | 3.0L V6 2986cc 182 CID |
| | 1999-2000 | MAZDA B3000 | 3.0L V6 2986cc 182 CID |
| | 1999-2004 | MAZDA B3000 | 3.0L V6 2986cc 182 CID |
| | 1999-2008 | FORD RANGER | 3.0L V6 2986cc 182 CID |
| | 2001-2005 | FORD RANGER | 3.0L V6 2986cc 182 CID |
| | 2001-2005 | MAZDA B3000 | 3.0L V6 2986cc 182 CID |
| 2002-2005 | MAZDA B3000 | 3.0L V6 2986cc 182 CID | |
| 2005-2007 | FORD RANGER | 3.0L V6 2986cc 182 CID | |
| 2006-2007 | MAZDA B3000 | 3.0L V6 2986cc 182 CID | |
| 2006-2008 | FORD RANGER | 3.0L V6 2986cc 182 CID | |
| 22080 | 1973 | TOYOTA CARINA | 1.6L L4 1588cc 97 CID |
| | 1983 | TOYOTA COROLLA | 1.6L L4 1587cc |
| | 1971-1974 | TOYOTA COROLLA | 1.6L L4 1588cc 97 CID |
| | 1971-1978 | TOYOTA COROLLA | 1.6L L4 1588cc |
| | 1972-1973 | TOYOTA CARINA | 1.6L L4 1588cc |
| | 1979-1976 | TOYOTA COROLLA | 1.2L L4 1166cc 71 CID |
| | 1980-1982 | TOYOTA COROLLA | 1.8L L4 1770cc |
| | 1984-1987 | TOYOTA COROLLA | 1.6L L4 1587cc |
| | 1985-1987 | TOYOTA COROLLA | 1.6L L4 1587cc |
| | 22081 | 1980 | TOYOTA CELICA |
| 1980 | | TOYOTA CORONA | 2.2L L4 2189cc |
| 1980 | | TOYOTA PICKUP | 2.2L L4 2189cc |
| 1975-1979 | | TOYOTA CELICA | 2.2L L4 2189cc |
| 1975-1979 | | TOYOTA CORONA | 2.2L L4 2189cc |
| 1975-1979 | | TOYOTA PICKUP | 2.2L L4 2189cc |
| 1981-1982 | | TOYOTA CORONA | 2.4L L4 2366cc |
| 1981-1982 | | TOYOTA PICKUP | 2.4L L4 2366cc |
| 1981-1985 | | TOYOTA CELICA | 2.4L L4 2366cc |
| 1983-1985 | | TOYOTA CELICA | 2.4L L4 2366cc |
| 1983-1988 | | TOYOTA PICKUP | 2.4L L4 2366cc |
| 1983-1990 | | TOYOTA PICKUP | 2.4L L4 2366cc |
| 1983-1993 | | TOYOTA PICKUP | 2.4L L4 2366cc |
| 1984-1989 | | TOYOTA 4RUNNER | 2.4L L4 2366cc |
| 1984-1995 | | TOYOTA 4RUNNER | 2.4L L4 2366cc |
| 1985-1988 | | TOYOTA PICKUP | 2.4L L4 2366cc |
| 1986-1987 | | TOYOTA PICKUP | 2.4L L4 2366cc |
| 1989-1995 | | TOYOTA PICKUP | 2.4L L4 2366cc |
| 1991-1992 | | TOYOTA PICKUP | 2.4L L4 2366cc |
| 22082 | | 1974 | NISSAN 260Z |
| | 1974 | NISSAN 260Z | 2.6L L6 2565cc 157 CID |
| | 1979 | NISSAN 280ZX | 2.8L L6 2753cc |
| | 1980 | NISSAN 810 | 2.4L L6 2393cc |
| | 1981 | NISSAN 810 | 2.4L L6 2393cc |
| | 1981 | NISSAN 810 | 2.8L L6 2793cc |
| | 1981 | NISSAN 280ZX | 2.8L L6 2753cc |
| | 1981 | NISSAN MAXIMA | 2.4L L6 2393cc |
| | 1981 | NISSAN MAXIMA | 2.8L L6 2793cc |
| | 1994 | NISSAN D21 | 2.4L L4 2389cc |
| | 1970-1973 | NISSAN 240Z | 2.4L L6 2393cc |
| | 1970-1973 | NISSAN 240Z | 2.4L L6 2393cc 146 CID |
| | 1974-1975 | NISSAN 260Z | 2.6L L6 2565cc |
| | 1975-1978 | NISSAN 280Z | 2.8L L6 2753cc |
| | 1977-1979 | NISSAN 810 | 2.4L L6 2393cc |
| | 1980-1981 | NISSAN 280ZX | 2.8L L6 2753cc |
| | 1980-1983 | NISSAN 280ZX | 2.8L L6 2753cc |
| | 1981-1983 | NISSAN 720 | 2.2L L4 2164cc |
| 1982-1983 | NISSAN 280ZX | 2.8L L6 2753cc | |

| USMW | Years | Application | Engine | |
|--------------|--------------------------|--------------------------|------------------------|------------------------|
| 22082 | 1982-1983 | NISSAN MAXIMA | 2.8L L6 2793cc | |
| | 1982-1984 | NISSAN MAXIMA | 2.4L L6 2393cc | |
| | 1983-1986 | NISSAN 720 | 2.5L L4 2488cc | |
| | 1984-1989 | NISSAN 300ZX | 3.0L V6 2960cc | |
| | 1986-1987 | NISSAN D21 | 3.0L V6 2960cc | |
| | 1987-1988 | NISSAN 200SX | 3.0L V6 2960cc 181 CID | |
| | 1987-1989 | NISSAN PATHFINDER | 3.0L V6 2960cc 181 CID | |
| | 1988-1989 | NISSAN D21 | 3.0L V6 2960cc | |
| | 1989-1990 | NISSAN 240SX | 2.4L L4 2389cc | |
| | 1989-1998 | NISSAN 240SX | 2.4L L4 2389cc | |
| | 1990-1992 | INFINITI M30 | 3.0L V6 2960cc 181 CID | |
| | 1990-1994 | NISSAN D21 | 2.4L L4 2389cc | |
| | 1991-1992 | NISSAN 240SX | 2.4L L4 2389cc | |
| | 1991-2009 | NISSAN PICKUP (MEX) | 2.4L L4 2389cc 146 CID | |
| | 1993-1998 | NISSAN 240SX | 2.4L L4 2389cc | |
| | 1995-1997 | NISSAN PICKUP | 2.4L L4 2389cc | |
| | 1996-1997 | NISSAN PICKUP | 2.4L L4 2389cc | |
| | 1997-1998 | NISSAN 240SX | 2.4L L4 2389cc | |
| | 1998-1999 | NISSAN FRONTIER | 2.4L L4 2389cc | |
| | 1998-2003 | NISSAN FRONTIER | 2.4L L4 2389cc | |
| | 1998-2004 | NISSAN FRONTIER | 2.4L L4 2389cc | |
| | 2000-2004 | NISSAN XTERRA | 2.4L L4 2389cc | |
| | 2010-2014 | NISSAN PICKUP (MEX) | 2.4L L4 2389cc CID | |
| | 2011-2014 | NISSAN FRONTIER LE (MEX) | 2.4L L4 2389cc CID | |
| | 2011-2014 | NISSAN FRONTIER XE (MEX) | 2.4L L4 2389cc CID | |
| 2015-2014 | NISSAN FRONTIER LE (MEX) | 2389 L4 2.4Lcc 146 CID | | |
| 2015-2014 | NISSAN FRONTIER XE (MEX) | 2389 L4 2.4Lcc 146 CID | | |
| 2015-2014 | NISSAN NP300 (MEX) | 2389 L4 2.4Lcc 146 CID | | |
| 22083 | 2000-2005 | NISSAN URVAN | 2.4L L4 2389cc | |
| | 2000-2005 | NISSAN URVAN (MEX) | 2.4L L4 2389cc 146 CID | |
| | 2008-2009 | NISSAN URVAN (MEX) | 3.0L L4 2999cc CID | |
| | 2011-2013 | NISSAN URVAN TDI (MEX) | 3.0L L4 3000cc CID | |
| | 22085 | 1979 | TOYOTA CELICA | 2.6L L6 2563cc |
| 1980 | | TOYOTA CELICA | 2.6L L6 2563cc | |
| 1980 | | TOYOTA CRESSIDA | 2.6L L6 2563cc | |
| 1981 | | TOYOTA CELICA | 2.8L L6 2759cc | |
| 1987 | | TOYOTA SUPRA | 3.0L L6 2954cc | |
| 1978-1979 | | TOYOTA CRESSIDA | 2.6L L6 2563cc | |
| 1981-1982 | | TOYOTA CRESSIDA | 2.8L L6 2759cc | |
| 1982-1986 | | TOYOTA CELICA | 2.8L L6 2754cc | |
| 1983-1988 | | TOYOTA CRESSIDA | 2.8L L6 2754cc | |
| 1986-1992 | | TOYOTA SUPRA | 3.0L L6 2954cc | |
| 1988-1992 | | TOYOTA SUPRA | 3.0L L6 2954cc | |
| 1989-1992 | | TOYOTA CRESSIDA | 3.0L L6 2954cc | |
| 22086 | | 1979 | DODGE D50 | 2.0L L4 1995cc 122 CID |
| | | 1979 | DODGE D50 | 2.6L L4 2555cc 156 CID |
| | | 1983 | DODGE POWER RAM 50 | 2.0L L4 1997cc |
| | 1984 | DODGE POWER RAM 50 | 2.0L L4 1995cc | |
| | 1984 | DODGE RAM 50 | 2.0L L4 1995cc 122 CID | |
| | 1983-1984 | NISSAN MIGHTY MAX | 2.0L L4 1997cc 122 CID | |
| | 1983-1989 | NISSAN MIGHTY MAX | 2.0L L4 1997cc 122 CID | |
| | 1984-1985 | TOYOTA VAN | 2.0L L4 1998cc 122 CID | |
| | 1985-1987 | DODGE RAM 50 | 2.0L L4 1995cc 122 CID | |
| | 1986-1989 | TOYOTA VAN | 2.2L L4 2237cc | |
| | 1987-1989 | DODGE RAM 50 | 2.0L L4 1995cc 122 CID | |
| | 1987-1990 | NISSAN VAN | 2.4L L4 2351cc | |
| | 1990-1991 | DODGE RAM 50 | 2.4L L4 2351cc | |
| | 1990-1991 | DODGE RAM 50 | 3.0L V6 2972cc 181 CID | |
| | 1990-1992 | NISSAN MIGHTY MAX | 2.4L L4 2351cc | |
| | 1990-1993 | DODGE RAM 50 | 2.4L L4 2351cc | |
| | 1990-1996 | NISSAN MIGHTY MAX | 2.4L L4 2351cc | |
| | 1992-1993 | DODGE RAM 50 | 2.4L L4 2351cc | |
| 22087 | 1986 | ISUZU TROOPER | 2.3L L4 2254cc | |
| | 1988 | ISUZU PICKUP | 2.6L L4 2559cc | |
| | 1988 | ISUZU TROOPER | 2.6L L4 2559cc | |
| | 1989 | ISUZU PICKUP | 2.3L L4 2254cc | |
| | 1989 | ISUZU TROOPER | 2.6L L4 2559cc | |
| | 1990 | ISUZU TROOPER | 2.6L L4 2559cc | |
| | 1992 | ISUZU RODEO | 2.6L L4 2559cc | |

| USMW | Years | Application | Engine | |
|--------------|----------------------|------------------------------|------------------------|------------------------|
| | 1986-1987 | ISUZU PICKUP | 2.3L L4 2254cc | |
| | 1986-1987 | ISUZU TROOPER | 2.3L L4 2254cc | |
| | 1988-1989 | ISUZU IMPULSE | 2.3L L4 2254cc | |
| | 1989-1990 | ISUZU PICKUP | 2.3L L4 2254cc | |
| | 1989-1990 | ISUZU PICKUP | 2.6L L4 2559cc | |
| | 1989-1991 | ISUZU AMIGO | 2.3L L4 2254cc | |
| | 1989-1992 | ISUZU PICKUP | 2.6L L4 2559cc | |
| | 1989-1993 | ISUZU AMIGO | 2.3L L4 2254cc | |
| | 1989-1994 | ISUZU AMIGO | 2.6L L4 2559cc | |
| | 1989-1995 | ISUZU PICKUP | 2.3L L4 2254cc | |
| | 1989-1995 | ISUZU PICKUP | 2.6L L4 2559cc | |
| | 1990-1991 | ISUZU TROOPER | 2.6L L4 2559cc | |
| | 1991-1993 | ISUZU RODEO | 2.6L L4 2559cc | |
| | 22088 | 1984-1986 | NISSAN 200SX | 1.8L L4 1809cc |
| | | 1984-1986 | NISSAN 200SX | 2.0L L4 1974cc |
| | | 1987-1988 | NISSAN VAN | 2.4L L4 2389cc |
| | 22089 | 1974 | NISSAN 610 | 2.0L L4 1952cc 119 CID |
| | | 1987 | NISSAN PATHFINDER | 2.4L L4 2389cc |
| 1974-1976 | | NISSAN 610 | 2.0L L4 1952cc | |
| 1975-1977 | | NISSAN 710 | 2.0L L4 1952cc | |
| 1975-1979 | | NISSAN 620 | 2.0L L4 1952cc | |
| 1977-1981 | | NISSAN 200SX | 2.0L L4 1952cc | |
| 1978-1981 | | NISSAN 510 | 2.0L L4 1952cc | |
| 1980-1986 | | NISSAN 720 | 2.0L L4 1952cc | |
| 1981-1983 | | NISSAN 720 | 2.2L L4 2187cc | |
| 1982-1983 | | NISSAN 200SX | 2.2L L4 2187cc | |
| 1983-1985 | | NISSAN 720 | 2.4L L4 2389cc | |
| 1984-1988 | | NISSAN 200SX | 2.0L L4 1974cc | |
| 1986-1989 | | NISSAN D21 | 2.4L L4 2389cc | |
| 22090 | | 1989 | MAZDA B2600 | 2.6L L4 2606cc |
| | | 1989-1992 | MAZDA MPV | 2.6L L4 2606cc |
| | 1989-1993 | MAZDA B2600 | 2.6L L4 2606cc | |
| | 1989-1994 | MAZDA MPV | 2.6L L4 2606cc | |
| | 1990-1993 | MAZDA B2600 | 2.6L L4 2606cc | |
| 22091 | 1994 | NISSAN D21 | 3.0L V6 2960cc 181 CID | |
| | 1995 | NISSAN PICKUP | 3.0L V6 2960cc 181 CID | |
| | 2009 | NISSAN NP300 | 2.5L L4 2488cc | |
| | 2010 | NISSAN URVAN DV (MEX) | 2.5L L4 2500cc CID | |
| | 2010 | NISSAN URVAN GX (MEX) | 2.5L L4 2500cc CID | |
| | 2010 | NISSAN X-TRAIL SLX (MEX) | 2.5L L4 2500cc CID | |
| | 2014 | NISSAN NV350 URVAN (MEX) | 2.5L L4 2500cc CID | |
| | 1990-1994 | NISSAN D21 | 3.0L V6 2960cc 181 CID | |
| | 1990-1995 | NISSAN PATHFINDER | 3.0L V6 2960cc 181 CID | |
| | 1990-1996 | NISSAN 300ZX | 3.0L V6 2960cc | |
| | 1994-1995 | NISSAN PATHFINDER | 3.0L V6 2960cc 181 CID | |
| | 2006-2008 | NISSAN FRONTIER PICKUP (MEX) | 2.4L L4 2389cc 146 CID | |
| | 2006-2011 | NISSAN X-TRAIL (MEX) | 2.5L L4 2500cc CID | |
| | 2009-2014 | NISSAN PICKUP (MEX) | 2.5L L4 2488cc CID | |
| | 2010-2011 | NISSAN X-TRAIL LE (MEX) | 2.5L L4 2500cc CID | |
| | 2010-2014 | DODGE H100 VAN (MEX) | 2.5L L4 2476cc CID | |
| | 2010-2015 | NISSAN NP300 | 2.5L L4 2488cc 152 CID | |
| | 2012-2013 | NISSAN URVAN (MEX) | 2.5L L4 2500cc CID | |
| 2012-2014 | NISSAN CABSTAR (MEX) | 2.5L L4 2488cc CID | | |
| 2013-2015 | NISSAN L200 (MEX) | 2.5L L4 2476cc CID | | |
| 2015-2014 | NISSAN NP300 (MEX) | 2488 L4 2.5Lcc 152 CID | | |
| 2015-2016 | NISSAN CABSTAR (MEX) | 2488 L4 2.5Lcc 151 CID | | |
| 2016-2014 | NISSAN NP300 (MEX) | 2500 L4 2.5Lcc 153 CID | | |
| 2016-2015 | NISSAN L200 (MEX) | 2476 L4 2.5Lcc 151 CID | | |
| 22092 | 1979 | PLYMOUTH ARROW | 2.6L L4 2555cc 156 CID | |
| | 1980 | DODGE COLT | 2.6L L4 2555cc 156 CID | |
| | 1980 | DODGE D50 | 2.0L L4 1995cc 122 CID | |
| | 1980 | PLYMOUTH ARROW | 2.6L L4 2555cc 156 CID | |
| | 1982 | DODGE D50 | 2.6L L4 2555cc 156 CID | |
| | 1983 | DODGE RAM 50 | 2.0L L4 1997cc 122 CID | |
| | 1983 | NISSAN STARION | 2.6L L4 2555cc 156 CID | |
| | 1984 | DODGE POWER RAM 50 | 2.6L L4 2555cc | |
| | 1985 | DODGE POWER RAM 50 | 2.6L L4 2555cc 156 CID | |
| | 1985 | NISSAN MIGHTY MAX | 2.6L L4 2555cc 156 CID | |
| 1987 | CHRYSLER CONQUEST | 2.6L L4 2555cc 156 CID | | |

| USMW | Years | Application | Engine | |
|--------------|--------------|----------------------------|--------------------------|------------------------|
| 22092 | 1989 | MITSUBISHI MONTERO | 2.6L L4 2555cc 156 CID | |
| | 1978-1979 | DODGE CHALLENGER | 2.6L L4 2555cc 156 CID | |
| | 1978-1979 | PLYMOUTH SAPPORO | 2.6L L4 2555cc 156 CID | |
| | 1979-1967 | PLYMOUTH ARROW | 2.6L L4 2555cc 156 CID | |
| | 1980-1982 | DODGE D50 | 2.6L L4 2555cc 156 CID | |
| | 1980-1982 | PLYMOUTH ARROW PICKUP | 2.0L L4 1997cc 122 CID | |
| | 1980-1982 | PLYMOUTH ARROW PICKUP | 2.6L L4 2555cc 156 CID | |
| | 1980-1983 | DODGE CHALLENGER | 2.6L L4 2555cc 156 CID | |
| | 1980-1983 | PLYMOUTH SAPPORO | 2.6L L4 2555cc 156 CID | |
| | 1981-1982 | DODGE D50 | 2.0L L4 1997cc 122 CID | |
| | 1981-1982 | DODGE D50 | 2.6L L4 2555cc 156 CID | |
| | 1983-1984 | DODGE POWER RAM 50 | 2.6L L4 2555cc | |
| | 1983-1984 | MITSUBISHI MIGHTY MAX | 2.6L L4 2555cc 156 CID | |
| | 1983-1985 | DODGE RAM 50 | 2.6L L4 2555cc 156 CID | |
| | 1983-1985 | MITSUBISHI STARION | 2.6L L4 2555cc 156 CID | |
| | 1983-1989 | MITSUBISHI MONTERO | 2.6L L4 2555cc 156 CID | |
| | 1984-1985 | DODGE RAM 50 | 2.6L L4 2555cc 156 CID | |
| | 1984-1985 | MITSUBISHI STARION | 2.6L L4 2555cc 156 CID | |
| | 1984-1986 | DODGE CONQUEST | 2.6L L4 2555cc 156 CID | |
| | 1984-1986 | PLYMOUTH CONQUEST | 2.6L L4 2555cc 156 CID | |
| | 1984-1987 | MITSUBISHI STARION | 2.6L L4 2555cc 156 CID | |
| | 1984-1988 | MITSUBISHI MONTERO | 2.6L L4 2555cc 156 CID | |
| | 1985-1986 | DODGE POWER RAM 50 | 2.6L L4 2555cc 156 CID | |
| | 1985-1989 | MITSUBISHI MIGHTY MAX | 2.6L L4 2555cc 156 CID | |
| | 1986-1989 | DODGE RAM 50 | 2.6L L4 2555cc 156 CID | |
| | 1986-1989 | MITSUBISHI MIGHTY MAX | 2.6L L4 2555cc 156 CID | |
| | 1987-1988 | MAZDA B2600 | 2.6L L4 2555cc | |
| | 1987-1989 | DODGE RAIDER | 2.6L L4 2555cc 156 CID | |
| | 1987-1989 | DODGE RAM 50 | 2.6L L4 2555cc 156 CID | |
| | 1987-1989 | MITSUBISHI MIGHTY MAX | 2.6L L4 2555cc 156 CID | |
| | 1987-1997 | DODGE MINI RAM | 2.6L L4 2556cc 156 CID | |
| | 1988-1989 | CHRYSLER CONQUEST-IMPORT | 2.6L L4 2555cc 155 CID | |
| 22093 | 1985-1989 | ISUZU IMPULSE | 2.0L L4 1994cc | |
| 22094 | 1983 | ISUZU PICKUP | 2.2L L4 2238cc | |
| | 1984 | ISUZU TROOPER | 2.2L L4 2238cc | |
| | 1986 | ISUZU TROOPER | 2.2L L4 2238cc | |
| | 1972-1974 | CHEVROLET LUV PICKUP | 1.8L L4 111 CID | |
| | 1972-1974 | CHEVROLET LUV PICKUP | 1.8L L4 1817cc 111 CID | |
| | 1975-1979 | CHEVROLET LUV | 1.8L L4 111 CID | |
| | 1980-1982 | CHEVROLET LUV | 1.8L L4 111 CID | |
| | 1981-1982 | CHEVROLET LUV | 2.2L L4 134 CID | |
| | 1981-1982 | ISUZU PICKUP | 1.8L L4 1817cc | |
| | 1981-1985 | ISUZU PICKUP | 2.2L L4 2238cc | |
| | 1983-1987 | ISUZU PICKUP | 1.9L L4 1949cc | |
| | 1984-1985 | ISUZU PICKUP | 1.9L L4 1949cc | |
| | 1984-1985 | ISUZU PICKUP | 2.2L L4 2238cc | |
| | 1984-1985 | ISUZU TROOPER | 1.9L L4 1949cc | |
| | 1986-1987 | ISUZU PICKUP | 2.2L L4 2238cc | |
| | 1986-1987 | ISUZU TROOPER | 2.2L L4 2238cc | |
| | 22096 | 1984 | MAZDA B2000 | 2.0L L4 1970cc |
| | | 1982-1983 | MAZDA B2000 | 2.0L L4 1970cc |
| | | 1982-1984 | MAZDA B2000 | 2.0L L4 1970cc |
| 1986-1987 | | MAZDA B2000 | 2.0L L4 1998cc 122 CID | |
| 22098 | | 1989 | MAZDA MPV | 3.0L V6 2954cc 180 CID |
| | 1990 | MAZDA MPV | 3.0L V6 2954cc 180 CID | |
| | 1991 | MAZDA MPV | 3.0L V6 2954cc 180 CID | |
| | 1989-1990 | MAZDA MPV | 3.0L V6 2954cc 180 CID | |
| | 22099 | 1991 | MERCEDES-BENZ 500E (MEX) | 5.0L V8 4973cc 303 CID |
| 1994 | | MERCEDES-BENZ 400E (MEX) | 4.2L V8 4196cc 256 CID | |
| 1995 | | BMW M3 | 3.0L L6 2990cc | |
| 2000 | | BMW 323CI | 2.5L L6 2494cc 152 CID | |
| 2000 | | BMW 328CI | 2.8L L6 2793cc | |
| 2001 | | BMW 323TI (MEX) | 2.5L L6 2494cc 152 CID | |
| 2007 | | BMW 325CI (MEX) | 2.5L L6 2494cc 152 CID | |
| 1987-1997 | | MERCEDES-BENZ 500SEC (MEX) | 5.0L V8 4973cc 303 CID | |
| 1988-1992 | | BMW 735I | 3.5L L6 3430cc | |
| 1988-1992 | | BMW 735IL | 3.5L L6 3430cc | |
| 1988-1994 | | BMW 750IL | 5.0L V12 4988cc | |
| 1989-1993 | | BMW 535I | 3.5L L6 3430cc | |

| USMW | Years | Application | Engine |
|--------------|----------------------|----------------------------|------------------------|
| 22123 | 1989-1997 | MERCEDES-BENZ 500SL (MEX) | 5.0L V8 4973cc 303 CID |
| | 1991-1992 | BMW 850I | 5.0L V12 4988cc |
| | 1991-1993 | BMW M5 | 3.6L L6 3553cc |
| | 1991-1997 | MERCEDES-BENZ 500SEL (MEX) | 5.0L V8 4973cc 303 CID |
| | 1991-2003 | BMW 525I | 2.5L L6 2494cc 152 CID |
| | 1992-1995 | BMW 325IS | 2.5L L6 2494cc 152 CID |
| | 1992-2005 | BMW 325I | 2.5L L6 2494cc 152 CID |
| | 1993-1994 | BMW 850CI | 5.0L V12 4988cc |
| | 1993-1995 | BMW 740I | 4.0L V8 3982cc |
| | 1993-1995 | BMW 740IL | 4.0L V8 3982cc |
| | 1994-1995 | BMW 530I | 3.0L V8 2997cc |
| | 1994-1995 | BMW 540I | 4.0L V8 3982cc |
| | 1994-1995 | BMW 840CI | 4.0L V8 3982cc |
| | 1994-1995 | BMW 850CSI | 5.6L V12 5576cc |
| | 1994-2009 | BMW M3 (MEX) | 3.0L L6 2990cc 182 CID |
| | 1995-1997 | BMW 850CI | 5.4L V12 5379cc |
| | 1995-1997 | MERCEDES-BENZ 400SEL (MEX) | 4.2L V8 4196cc 256 CID |
| | 1995-2001 | BMW 750IL | 5.4L V12 5379cc |
| | 1995-2010 | BMW 328I (MEX) | 2.8L L6 2788cc 170 CID |
| | 1996-1997 | BMW 840CI | 4.4L V8 4398cc |
| | 1996-1997 | MERCEDES-BENZ 400SE (MEX) | 4.2L V8 4196cc 256 CID |
| | 1996-1997 | MERCEDES-BENZ 420SL (MEX) | 4.2L V8 4196cc 256 CID |
| | 1996-1997 | MERCEDES-BENZ 500CL (MEX) | 5.0L V8 4973cc 303 CID |
| | 1996-1999 | BMW 328IS | 2.8L L6 2793cc |
| | 1996-1999 | BMW M3 | 3.2L L6 3152cc |
| | 1996-2000 | BMW 328I | 2.8L L6 2793cc |
| | 1996-2001 | BMW 740IL | 4.4L V8 4398cc |
| | 1996-2009 | BMW 528 (MEX) | 2.8L L6 2800cc 173 CID |
| | 1997-2000 | BMW 528I | 2.8L L6 2793cc |
| | 1997-2000 | BMW Z3 | 2.8L L6 2793cc |
| | 1997-2001 | BMW 323I (MEX) | 2.5L L6 2494cc 152 CID |
| | 1997-2001 | BMW 740I | 4.4L V8 4398cc |
| | 1997-2003 | BMW 540I | 4.4L V8 4398cc |
| | 1998-1999 | BMW 323IS | 2.5L L6 2494cc 152 CID |
| | 1998-2000 | BMW 323I | 2.5L L6 2494cc 152 CID |
| | 1998-2000 | BMW Z3 | 3.2L L6 3152cc |
| | 1998-2005 | BMW 323I (MEX) | 2.5L L6 2494cc CID |
| | 1999-2000 | BMW 323TI (MEX) | 2.5L L6 2494cc CID |
| | 1999-2000 | BMW Z3 | 2.8L L6 2793cc |
| | 1999-2000 | BMW Z3 | 3.2L L6 3152cc |
| | 1999-2002 | BMW Z3 | 2.5L L6 2494cc 152 CID |
| | 2000-2003 | BMW X5 | 4.4L V8 4398cc |
| | 2001-2002 | BMW Z3 | 3.0L L6 2979cc |
| 2001-2002 | BMW Z3 | 3.2L L6 3246cc | |
| 2001-2003 | BMW 530I | 3.0L L6 2979cc | |
| 2001-2005 | AUDI ALLROAD QUATTRO | 2.7L V6 2671cc | |
| 2001-2005 | BMW 320I (MEX) | 2.2L L6 2171cc 132 CID | |
| 2001-2005 | BMW 325XI | 2.5L L6 2494cc 152 CID | |
| 2001-2005 | BMW 330I | 3.0L L6 2979cc | |
| 2001-2005 | BMW 330XI | 3.0L L6 2979cc | |
| 2001-2006 | BMW 325CI | 2.5L L6 2494cc 152 CID | |
| 2001-2006 | BMW 330CI | 3.0L L6 2979cc | |
| 2001-2006 | BMW M3 | 3.2L L6 3246cc | |
| 2001-2006 | BMW X5 | 3.0L L6 2979cc | |
| 2002-2003 | BMW 745I | 4.4L V8 4398cc | |
| 2002-2003 | BMW 745LI | 4.4L V8 4398cc | |
| 2002-2003 | BMW X5 | 4.6L V8 4598cc | |
| 2003-2008 | BMW 760LI | 6.0L V12 5972cc | |
| 2004-2006 | BMW 760I | 6.0L V12 5972cc | |
| 2006-2009 | BMW X3 AWD (MEX) | 2.5L L6 2494cc 152 CID | |
| 22123 | 2004 | CHEVROLET COLORADO | 2.8L L4 2770cc 169 CID |
| | 2004 | GMC CANYON | 2.8L L4 2770cc 169 CID |
| | 2006 | CHEVROLET COLORADO | 2.8L L4 2770cc 169 CID |
| | 2006 | GMC CANYON | 2.8L L4 2770cc 169 CID |
| | 2006 | ISUZU I-280 | 2.8L L4 2770cc 169 CID |
| | 2007 | ISUZU I-290 | 2.9L L4 2921cc 178 CID |
| | 2014 | GMC SIERRA 2500 HD | 6.0L V8 5967cc 364 CID |
| | 2004-2005 | CHEVROLET COLORADO | 2.8L L4 2770cc 169 CID |
| | 2004-2005 | GMC CANYON | 2.8L L4 2770cc 169 CID |

| USMW | Years | Application | Engine |
|--------------|----------------|-----------------------------|------------------------|
| 22123 | 2007-2008 | CHEVROLET COLORADO | 2.9L L4 2921cc 178 CID |
| | 2007-2008 | GMC CANYON | 2.9L L4 2921cc 178 CID |
| | 2007-2008 | ISUZU I-290 | 2.9L L4 2921cc 178 CID |
| | 2007-2012 | CHEVROLET COLORADO | 2.9L L4 2921cc 178 CID |
| | 2007-2012 | GMC CANYON | 2.9L L4 2921cc 178 CID |
| | 2008-2009 | GMC CANYON | 2.9L L4 2921cc 178 CID |
| | 2011-2013 | GMC SIERRA 2500 HD | 6.0L V8 5967cc 364 CID |
| | 2011-2014 | CHEVROLET SILVERADO 2500 HD | 6.0L V8 5967cc 364 CID |
| | 2011-2014 | CHEVROLET SILVERADO 3500 HD | 6.0L V8 5967cc 364 CID |
| | 2011-2014 | GMC SIERRA 2500 HD | 6.0L V8 5967cc 364 CID |
| | 2011-2014 | GMC SIERRA 3500 HD | 6.0L V8 5967cc 364 CID |
| 22126 | 1980 | JEEP CHEROKEE | 4.2L L6 258 CID |
| | 1980 | JEEP CJ5 | 4.2L L6 258 CID |
| | 1980 | JEEP CJ7 | 4.2L L6 258 CID |
| | 1981 | FORD MUSTANG | 4.2L V8 255 CID |
| | 1982 | FORD F-100 | 3.8L V6 232 CID |
| | 1982 | FORD F-100 | 4.9L L6 4917cc 300 CID |
| | 1982 | FORD GRANADA | 3.8L V6 232 CID |
| | 1982 | FORD MUSTANG | 4.2L V8 255 CID |
| | 1982 | FORD MUSTANG | 5.0L V8 302 CID |
| | 1982 | FORD THUNDERBIRD | 3.8L V6 232 CID |
| | 1982 | LINCOLN CONTINENTAL | 3.8L V6 232 CID |
| | 1982 | MERCURY CAPRI | 4.2L V8 255 CID |
| | 1982 | MERCURY COUGAR | 3.8L V6 232 CID |
| | 1983 | FORD F-100 | 3.8L V6 232 CID |
| | 1983 | FORD MUSTANG | 3.8L V6 232 CID |
| | 1983 | JEEP CHEROKEE | 4.2L L6 258 CID |
| | 1984 | FORD LTD | 5.0L V8 302 CID |
| | 1984 | FORD MUSTANG | 3.8L V6 232 CID |
| | 1984 | FORD MUSTANG | 5.0L V8 302 CID |
| | 1984 | MERCURY CAPRI | 3.8L V6 232 CID |
| | 1985 | FORD LTD | 5.0L V8 302 CID |
| | 1985 | FORD MUSTANG | 3.8L V6 232 CID |
| | 1985 | FORD THUNDERBIRD | 5.0L V8 302 CID |
| | 1985 | JEEP SCRAMBLER | 4.2L L6 258 CID |
| | 1985 | LINCOLN CONTINENTAL | 5.0L V8 302 CID |
| | 1985 | LINCOLN MARK VII | 5.0L V8 302 CID |
| | 1985 | MERCURY CAPRI | 3.8L V6 232 CID |
| | 1986 | MERCURY CAPRI | 5.0L V8 302 CID |
| | 1986 | MERCURY COUGAR | 5.0L V8 302 CID |
| | 1992 | FORD BRONCO | 5.0L V8 302 CID |
| | 1992 | FORD BRONCO | 5.8L V8 351 CID |
| | 1993 | FORD BRONCO | 5.0L V8 302 CID |
| | 1993 | FORD BRONCO | 5.8L V8 351 CID |
| | 1993 | FORD F-350 (MEX) | 5000 V8 5.0Lcc 302 CID |
| | 1993 | FORD MUSTANG | 5.0L V8 302 CID |
| | 1993 | MERCURY COUGAR | 3.8L V6 232 CID |
| | 1995 | FORD F-350 | 5.8L V8 351 CID |
| | 1997 | FORD F-350 | 5.8L V8 351 CID |
| | 1980-1981 | FORD MUSTANG | 4.2L V8 255 CID |
| | 1980-1982 | JEEP WAGONEER | 4.2L L6 258 CID |
| | 1980-1983 | JEEP CHEROKEE | 4.2L L6 258 CID |
| | 1980-1983 | JEEP CJ5 | 4.2L L6 258 CID |
| | 1980-1983 | JEEP WAGONEER | 4.2L L6 258 CID |
| | 1980-1986 | JEEP CJ7 | 4.2L L6 258 CID |
| | 1980-1987 | JEEP J10 | 4.2L L6 258 CID |
| | 1980-2014 | FORD THUNDERBIRD | 5.0L V8 4949cc 302 CID |
| | 1981-1982 | MERCURY CAPRI | 4.2L V8 255 CID |
| | 1981-1983 | JEEP CHEROKEE | 4.2L L6 258 CID |
| | 1981-1985 | JEEP SCRAMBLER | 4.2L L6 258 CID |
| | 1982-1981 | FORD F100 | 4.9L V6 4917cc 300 CID |
| | 1982-1983 | FORD F-100 | 3.8L V6 232 CID |
| | 1982-1983 | FORD THUNDERBIRD | 3.8L V6 232 CID |
| | 1982-1983 | JEEP CJ5 | 4.2L L6 258 CID |
| | 1982-1983 | JEEP CJ7 | 4.2L L6 258 CID |
| | 1982-1983 | JEEP SCRAMBLER | 4.2L L6 258 CID |
| 1982-1983 | JEEP WAGONEER | 4.2L L6 258 CID | |
| 1982-1984 | FORD MUSTANG | 5.0L V8 302 CID | |
| 1982-1984 | JEEP SCRAMBLER | 4.2L L6 258 CID | |

| USMW | Years | Application | Engine |
|------|-----------|---------------------------------|------------------------|
| | 1982-1984 | MERCURY CAPRI | 5.0L V8 302 CID |
| | 1982-1985 | FORD MUSTANG | 5.0L V8 302 CID |
| | 1982-1985 | MERCURY CAPRI | 5.0L V8 302 CID |
| | 1982-1986 | MERCURY COUGAR | 3.8L V6 232 CID |
| | 1982-1988 | FORD THUNDERBIRD | 3.8L V6 232 CID |
| | 1982-1988 | MERCURY COUGAR | 3.8L V6 232 CID |
| | 1982-1993 | FORD MUSTANG | 5.0L V8 302 CID |
| | 1983-1984 | FORD MUSTANG | 3.8L V6 232 CID |
| | 1983-1986 | FORD LTD | 3.8L V6 232 CID |
| | 1983-1986 | FORD THUNDERBIRD | 3.8L V6 232 CID |
| | 1983-1986 | MERCURY MARQUIS | 3.8L V6 232 CID |
| | 1983-1988 | FORD THUNDERBIRD | 3.8L V6 232 CID |
| | 1984-1985 | FORD MUSTANG | 5.0L V8 302 CID |
| | 1984-1985 | FORD THUNDERBIRD | 3.8L V6 232 CID |
| | 1984-1985 | JEEP GRAND WAGONEER | 4.2L L6 258 CID |
| | 1984-1986 | FORD MUSTANG | 3.8L V6 232 CID |
| | 1984-1986 | FORD THUNDERBIRD | 3.8L V6 232 CID |
| | 1984-1986 | JEEP GRAND WAGONEER | 4.2L L6 258 CID |
| | 1984-1986 | MERCURY CAPRI | 3.8L V6 232 CID |
| | 1984-1993 | FORD MUSTANG | 5.0L V8 302 CID |
| | 1985-1986 | FORD THUNDERBIRD | 5.0L V8 302 CID |
| | 1985-1987 | LINCOLN CONTINENTAL | 5.0L V8 302 CID |
| | 1985-1987 | LINCOLN MARK VII | 5.0L V8 302 CID |
| | 1985-1988 | FORD THUNDERBIRD | 5.0L V8 302 CID |
| | 1985-1989 | FORD COUGAR (MEX) | 3.8L V6 3800cc 232 CID |
| | 1985-1992 | LINCOLN MARK VII | 5.0L V8 302 CID |
| | 1986-1988 | MERCURY COUGAR | 5.0L V8 302 CID |
| | 1987-1988 | MERCURY COUGAR | 5.0L V8 302 CID |
| | 1987-1989 | FORD F-250 | 5.0L V8 302 CID |
| | 1987-1991 | FORD E-150 ECONOLINE | 5.0L V8 302 CID |
| | 1987-1991 | FORD E-150 ECONOLINE CLUB WAGON | 5.0L V8 302 CID |
| | 1987-1991 | FORD E-250 ECONOLINE | 5.0L V8 302 CID |
| | 1987-1992 | FORD F-150 | 5.0L V8 302 CID |
| | 1987-1993 | FORD BRONCO | 5.0L V8 302 CID |
| | 1987-1996 | FORD BRONCO | 5.0L V8 302 CID |
| | 1987-1996 | FORD E-150 ECONOLINE | 5.0L V8 302 CID |
| | 1987-1996 | FORD E-150 ECONOLINE CLUB WAGON | 5.0L V8 302 CID |
| | 1987-1996 | FORD F-150 | 5.0L V8 302 CID |
| | 1988-1991 | FORD E-150 ECONOLINE | 5.8L V8 351 CID |
| | 1988-1991 | FORD E-150 ECONOLINE CLUB WAGON | 5.8L V8 351 CID |
| | 1988-1991 | FORD E-250 ECONOLINE | 5.8L V8 351 CID |
| | 1988-1991 | FORD E-250 ECONOLINE CLUB WAGON | 5.8L V8 351 CID |
| | 1988-1991 | FORD E-350 ECONOLINE | 5.8L V8 351 CID |
| | 1988-1991 | FORD E-350 ECONOLINE CLUB WAGON | 5.8L V8 351 CID |
| | 1988-1992 | FORD F-150 | 5.8L V8 351 CID |
| | 1988-1992 | FORD F-250 | 5.8L V8 351 CID |
| | 1988-1992 | FORD F-350 | 5.8L V8 351 CID |
| | 1988-1993 | FORD BRONCO | 5.8L V8 351 CID |
| | 1988-1996 | FORD BRONCO | 5.8L V8 351 CID |
| | 1988-1996 | FORD E-150 ECONOLINE | 5.8L V8 351 CID |
| | 1988-1996 | FORD E-150 ECONOLINE CLUB WAGON | 5.8L V8 351 CID |
| | 1988-1996 | FORD E-250 ECONOLINE | 5.8L V8 351 CID |
| | 1988-1996 | FORD E-350 ECONOLINE | 5.8L V8 351 CID |
| | 1988-1996 | FORD E-350 ECONOLINE CLUB WAGON | 5.8L V8 351 CID |
| | 1988-1996 | FORD F-150 | 5.8L V8 351 CID |
| | 1988-1996 | FORD F-250 | 5.8L V8 351 CID |
| | 1988-1997 | FORD F-350 | 5.8L V8 351 CID |
| | 1989-1992 | FORD THUNDERBIRD | 3.8L V6 232 CID |
| | 1989-1992 | MERCURY COUGAR | 3.8L V6 232 CID |
| | 1989-1993 | FORD THUNDERBIRD | 3.8L V6 232 CID |
| | 1989-1996 | FORD COUGAR (MEX) | 3.8L V6 3800cc 232 CID |
| | 1990-1996 | FORD BRONCO | 5.0L V8 302 CID |
| | 1990-1996 | FORD BRONCO | 5.8L V8 351 CID |
| | 1991-1992 | FORD F-250 | 5.0L V8 302 CID |
| | 1991-1994 | FORD F-250 | 5.0L V8 302 CID |
| | 1992-1993 | FORD E-350 ECONOLINE CLUB WAGON | 5.8L V8 351 CID |
| | 1992-1996 | FORD E-150 ECONOLINE | 5.0L V8 302 CID |
| | 1992-1996 | FORD E-150 ECONOLINE | 5.8L V8 351 CID |
| | 1992-1996 | FORD E-150 ECONOLINE CLUB WAGON | 5.0L V8 302 CID |

| USMW | Years | Application | Engine | |
|-----------|-----------|---------------------------------|------------------------|-----------------|
| 22126 | 1992-1996 | FORD E-150 ECONOLINE CLUB WAGON | 5.8L V8 351 CID | |
| | 1992-1996 | FORD E-250 ECONOLINE | 5.8L V8 351 CID | |
| | 1992-1996 | FORD E-350 ECONOLINE | 5.8L V8 351 CID | |
| | 1992-1996 | FORD E-350 ECONOLINE CLUB WAGON | 5.8L V8 351 CID | |
| | 1993-1994 | FORD F-250 | 5.0L V8 302 CID | |
| | 1993-1995 | FORD F-150 | 5.8L V8 351 CID | |
| | 1993-1996 | FORD F-150 | 5.0L V8 302 CID | |
| | 1993-1996 | FORD F-150 | 5.8L V8 351 CID | |
| | 1993-1996 | FORD F-250 | 5.8L V8 351 CID | |
| | 1993-1997 | FORD F-350 | 5.8L V8 351 CID | |
| | 1994-1996 | FORD E-350 ECONOLINE CLUB WAGON | 5.8L V8 351 CID | |
| | 1995-1996 | FORD BRONCO | 5.0L V8 302 CID | |
| | 1995-1996 | FORD BRONCO | 5.8L V8 351 CID | |
| | 1995-1996 | FORD F-150 | 5.0L V8 302 CID | |
| | 1995-1996 | FORD F-150 | 5.8L V8 351 CID | |
| | 1995-1996 | FORD F-250 | 5.0L V8 302 CID | |
| | 1995-1996 | FORD F-250 | 5.8L V8 351 CID | |
| | 1995-1996 | FORD F-350 | 5.8L V8 351 CID | |
| | 1995-2014 | FORD MUSTANG COBRA | 5.0L V8 4953cc 302 CID | |
| | 1995-2014 | FORD MUSTANG COBRA | 5.8L V8 5756cc 351 CID | |
| 1997-1982 | FORD F250 | 5.8L V8 5756cc 351 CID | | |
| 22135 | 2001 | MAZDA B2300 | 2.3L L4 2294cc | |
| | 2007 | FORD RANGER | 2.3L L4 140 CID | |
| | 2009 | FORD RANGER | 2.3L L4 140 CID | |
| | 2001-2011 | FORD RANGER | 2.3L L4 140 CID | |
| | 2002-2009 | MAZDA B2300 | 2.3L L4 2300cc | |
| | 2003-2004 | MAZDA B2300 | 2.3L L4 2300cc | |
| | 2012-2014 | FORD RANGER XL (MEX) | 2.3L L4 2300cc CID | |
| 22136 | 1999 | CHEVROLET S10 | 2.2L L4 2190cc 134 CID | |
| | 2000 | CHEVROLET S10 | 2.2L L4 2190cc 134 CID | |
| | 1997-1999 | CHEVROLET S10 | 2.2L L4 2190cc 134 CID | |
| | 1997-2000 | GMC SONOMA | 2.2L L4 2190cc 134 CID | |
| | 1997-2000 | ISUZU HOMBRE | 2.2L L4 2180cc | |
| | 2000-2001 | GMC SONOMA | 2.2L L4 2190cc 134 CID | |
| | 2000-2003 | CHEVROLET S10 | 2.2L L4 2190cc 134 CID | |
| | 2001-2002 | CHEVROLET S10 (MEX) | 2.2L L4 2200cc 134 CID | |
| | 2001-2003 | CHEVROLET S10 | 2.2L L4 2190cc 134 CID | |
| | 2001-2003 | GMC SONOMA | 2.2L L4 2190cc 134 CID | |
| 22138 | 2010 | NISSAN FRONTIER | 2.5L L4 2500cc | |
| | 2005-2009 | NISSAN FRONTIER | 2.5L L4 2500cc | |
| | 2008-2009 | NISSAN FRONTIER | 2.5L L4 2500cc | |
| | 2011-2015 | NISSAN FRONTIER | 2.5L L4 2500cc | |
| | | | | |
| 22139 | 2004 | FORD EXPLORER | 4.0L V6 245 CID | |
| | 2004 | FORD EXPLORER | 4.6L V8 281 CID | |
| | 2005 | FORD EXPLORER | 4.6L V8 281 CID | |
| | 2002-2003 | FORD EXPLORER | 4.0L V6 245 CID | |
| | 2002-2004 | FORD EXPLORER | 4.6L V8 281 CID | |
| | 2002-2005 | FORD EXPLORER | 4.0L V6 245 CID | |
| | 2002-2005 | FORD EXPLORER | 4.6L V8 281 CID | |
| | 2002-2005 | MERCURY MOUNTAINEER | 4.0L V6 245 CID | |
| | 2002-2005 | MERCURY MOUNTAINEER | 4.6L V8 281 CID | |
| | 2003-2005 | LINCOLN AVIATOR | 4.6L V8 281 CID | |
| | 2004-2005 | FORD EXPLORER | 4.0L V6 245 CID | |
| | 2004-2005 | FORD EXPLORER | 4.6L V8 281 CID | |
| | 2004-2005 | MERCURY MOUNTAINEER | 4.0L V6 245 CID | |
| | 2004-2005 | MERCURY MOUNTAINEER | 4.6L V8 281 CID | |
| | | | | |
| | 22140 | 1989 | CHEVROLET R2500 | 5.7L V8 350 CID |
| 1989 | | GMC R1500 SUBURBAN | 5.7L V8 350 CID | |
| 1989 | | GMC R2500 | 5.7L V8 350 CID | |
| 1989 | | GMC R2500 SUBURBAN | 5.7L V8 350 CID | |
| 1989 | | GMC V1500 SUBURBAN | 5.7L V8 350 CID | |
| 1989 | | GMC V2500 SUBURBAN | 5.7L V8 350 CID | |
| 1990 | | GMC R1500 SUBURBAN | 5.7L V8 350 CID | |
| 1990 | | GMC V1500 SUBURBAN | 5.7L V8 350 CID | |
| 1991 | | CHEVROLET K1500 | 4.3L V6 262 CID | |
| 1991 | | CHEVROLET K1500 | 5.0L V8 305 CID | |
| 1991 | | CHEVROLET K1500 | 5.7L V8 350 CID | |
| 1991 | | GMC R2500 SUBURBAN | 5.7L V8 350 CID | |
| 1991 | | GMC V2500 SUBURBAN | 5.7L V8 350 CID | |
| | | | | |

| USMW | Years | Application | Engine |
|------|-----------|--------------------------|-----------------|
| | 1992 | CHEVROLET C1500 | 5.7L V8 350 CID |
| | 1993 | GMC K1500 | 4.3L V6 262 CID |
| | 1993 | GMC K1500 | 5.0L V8 305 CID |
| | 1993 | GMC K1500 | 5.7L V8 350 CID |
| | 1993 | GMC YUKON | 5.7L V8 350 CID |
| | 1994 | CHEVROLET BLAZER | 5.7L V8 350 CID |
| | 1995 | CHEVROLET C1500 SUBURBAN | 5.7L V8 350 CID |
| | 1995 | CHEVROLET C2500 SUBURBAN | 5.7L V8 350 CID |
| | 1995 | CHEVROLET K1500 SUBURBAN | 5.7L V8 350 CID |
| | 1995 | CHEVROLET K2500 SUBURBAN | 5.7L V8 350 CID |
| | 1995 | CHEVROLET TAHOE | 5.7L V8 350 CID |
| | 1995 | GMC C1500 SUBURBAN | 5.7L V8 350 CID |
| | 1995 | GMC C2500 SUBURBAN | 5.7L V8 350 CID |
| | 1995 | GMC K1500 | 4.3L V6 262 CID |
| | 1995 | GMC K1500 | 5.0L V8 305 CID |
| | 1995 | GMC K1500 | 5.7L V8 350 CID |
| | 1995 | GMC K1500 SUBURBAN | 5.7L V8 350 CID |
| | 1995 | GMC K2500 SUBURBAN | 5.7L V8 350 CID |
| | 1995 | GMC YUKON | 5.7L V8 350 CID |
| | 1988-1991 | CHEVROLET C1500 | 5.7L V8 350 CID |
| | 1988-1992 | CHEVROLET C1500 | 4.3L V6 262 CID |
| | 1988-1992 | CHEVROLET C1500 | 5.0L V8 305 CID |
| | 1988-1992 | CHEVROLET C2500 | 4.3L V6 262 CID |
| | 1988-1992 | CHEVROLET C2500 | 5.0L V8 305 CID |
| | 1988-1992 | CHEVROLET C2500 | 5.7L V8 350 CID |
| | 1988-1992 | CHEVROLET K1500 | 4.3L V6 262 CID |
| | 1988-1992 | CHEVROLET K1500 | 5.0L V8 305 CID |
| | 1988-1992 | CHEVROLET K1500 | 5.7L V8 350 CID |
| | 1988-1992 | CHEVROLET K2500 | 4.3L V6 262 CID |
| | 1988-1992 | CHEVROLET K2500 | 5.0L V8 305 CID |
| | 1988-1992 | CHEVROLET K2500 | 5.7L V8 350 CID |
| | 1988-1993 | GMC C1500 | 4.3L V6 262 CID |
| | 1988-1993 | GMC C1500 | 5.0L V8 305 CID |
| | 1988-1993 | GMC C1500 | 5.7L V8 350 CID |
| | 1988-1993 | GMC C2500 | 4.3L V6 262 CID |
| | 1988-1993 | GMC C2500 | 5.0L V8 305 CID |
| | 1988-1993 | GMC C2500 | 5.7L V8 350 CID |
| | 1988-1993 | GMC K1500 | 4.3L V6 262 CID |
| | 1988-1993 | GMC K1500 | 5.0L V8 305 CID |
| | 1988-1993 | GMC K1500 | 5.7L V8 350 CID |
| | 1988-1993 | GMC K1500 | 4.3L V6 262 CID |
| | 1988-1993 | GMC K1500 | 5.0L V8 305 CID |
| | 1988-1993 | GMC K1500 | 5.7L V8 350 CID |
| | 1988-1993 | GMC K2500 | 4.3L V6 262 CID |
| | 1988-1993 | GMC K2500 | 5.0L V8 305 CID |
| | 1988-1993 | GMC K2500 | 5.7L V8 350 CID |
| | 1988-1995 | CHEVROLET C1500 | 4.3L V6 262 CID |
| | 1988-1995 | CHEVROLET C1500 | 5.0L V8 305 CID |
| | 1988-1995 | CHEVROLET C2500 | 4.3L V6 262 CID |
| | 1988-1995 | CHEVROLET C2500 | 5.0L V8 305 CID |
| | 1988-1995 | CHEVROLET C2500 | 5.7L V8 350 CID |
| | 1988-1995 | CHEVROLET K1500 | 4.3L V6 262 CID |
| | 1988-1995 | CHEVROLET K1500 | 5.0L V8 305 CID |
| | 1988-1995 | CHEVROLET K1500 | 5.7L V8 350 CID |
| | 1988-1995 | CHEVROLET K2500 | 4.3L V6 262 CID |
| | 1988-1995 | CHEVROLET K2500 | 5.0L V8 305 CID |
| | 1988-1995 | CHEVROLET K2500 | 5.7L V8 350 CID |
| | 1988-1995 | GMC C1500 | 4.3L V6 262 CID |
| | 1988-1995 | GMC C1500 | 5.0L V8 305 CID |
| | 1988-1995 | GMC C1500 | 5.7L V8 350 CID |
| | 1988-1995 | GMC C2500 | 4.3L V6 262 CID |
| | 1988-1995 | GMC C2500 | 5.0L V8 305 CID |
| | 1988-1995 | GMC C2500 | 5.7L V8 350 CID |
| | 1988-1995 | GMC K1500 | 4.3L V6 262 CID |
| | 1988-1995 | GMC K1500 | 5.0L V8 305 CID |
| | 1988-1995 | GMC K1500 | 5.7L V8 350 CID |
| | 1988-1995 | GMC K2500 | 4.3L V6 262 CID |
| | 1988-1995 | GMC K2500 | 5.0L V8 305 CID |
| | 1988-1995 | GMC K2500 | 5.7L V8 350 CID |
| | 1989-1990 | GMC JIMMY | 5.7L V8 350 CID |
| | 1989-1991 | CHEVROLET BLAZER | 5.7L V8 350 CID |
| | 1989-1991 | CHEVROLET R1500 SUBURBAN | 5.7L V8 350 CID |
| | 1989-1991 | CHEVROLET R2500 SUBURBAN | 5.7L V8 350 CID |
| | 1989-1991 | CHEVROLET V1500 SUBURBAN | 5.7L V8 350 CID |

| USMW | Years | Application | Engine | USMW | Years | Application | Engine |
|-----------|-------------------|--------------------------|-----------------|-----------------------|--------------------------|------------------------|--------|
| 22140 | 1989-1991 | CHEVROLET V2500 SUBURBAN | 5.7L V8 350 CID | 1993 | GMC C2500 | 5.7L V8 350 CID | |
| | 1989-1991 | GMC JIMMY | 5.7L V8 350 CID | 1993 | GMC C3500 | 5.7L V8 350 CID | |
| | 1989-1991 | GMC R1500 SUBURBAN | 5.7L V8 350 CID | 1993 | GMC K1500 | 4.3L V6 262 CID | |
| | 1989-1991 | GMC V1500 SUBURBAN | 5.7L V8 350 CID | 1993 | GMC K1500 | 5.7L V8 350 CID | |
| | 1990-1991 | CHEVROLET C1500 | 5.7L V8 350 CID | 1993 | GMC K2500 | 4.3L V6 262 CID | |
| | 1990-1995 | CHEVROLET C1500 | 4.3L V6 262 CID | 1993 | GMC K2500 | 5.7L V8 350 CID | |
| | 1990-1995 | CHEVROLET C1500 | 5.0L V8 305 CID | 1993 | GMC K3500 | 5.7L V8 350 CID | |
| | 1990-1995 | CHEVROLET K1500 | 4.3L V6 262 CID | 1993 | GMC SAFARI | 4.3L V6 262 CID | |
| | 1990-1995 | CHEVROLET K1500 | 5.0L V8 305 CID | 1993 | GMC SONOMA | 2.8L V6 173 CID | |
| | 1990-1995 | CHEVROLET K1500 | 5.7L V8 350 CID | 1993 | GMC YUKON | 5.7L V8 350 CID | |
| | 1992-1993 | CHEVROLET BLAZER | 5.7L V8 350 CID | 1994 | CHEVROLET BLAZER | 5.7L V8 350 CID | |
| | 1992-1993 | CHEVROLET C1500 | 5.7L V8 350 CID | 1994 | GMC YUKON | 5.7L V8 350 CID | |
| | 1992-1994 | CHEVROLET BLAZER | 5.7L V8 350 CID | 1995 | CHEVROLET C1500 SUBURBAN | 5.7L V8 350 CID | |
| | 1992-1994 | CHEVROLET C1500 SUBURBAN | 5.7L V8 350 CID | 1995 | CHEVROLET C2500 SUBURBAN | 5.7L V8 350 CID | |
| | 1992-1994 | CHEVROLET C2500 SUBURBAN | 5.7L V8 350 CID | 1995 | CHEVROLET K1500 SUBURBAN | 5.7L V8 350 CID | |
| | 1992-1994 | CHEVROLET K1500 SUBURBAN | 5.7L V8 350 CID | 1995 | CHEVROLET K2500 SUBURBAN | 5.7L V8 350 CID | |
| | 1992-1994 | CHEVROLET K2500 SUBURBAN | 5.7L V8 350 CID | 1995 | CHEVROLET TAHOE | 5.7L V8 350 CID | |
| | 1992-1994 | GMC YUKON | 5.7L V8 350 CID | 1995 | GMC C1500 SUBURBAN | 5.7L V8 350 CID | |
| | 1992-1995 | CHEVROLET C1500 SUBURBAN | 5.7L V8 350 CID | 1995 | GMC C2500 SUBURBAN | 5.7L V8 350 CID | |
| | 1992-1995 | CHEVROLET C2500 SUBURBAN | 5.7L V8 350 CID | 1995 | GMC C3500 | 5.7L V8 350 CID | |
| | 1992-1995 | CHEVROLET K1500 SUBURBAN | 5.7L V8 350 CID | 1995 | GMC K1500 | 4.3L V6 262 CID | |
| | 1992-1995 | CHEVROLET K2500 SUBURBAN | 5.7L V8 350 CID | 1995 | GMC K1500 | 5.7L V8 350 CID | |
| | 1992-1995 | GMC C1500 SUBURBAN | 5.7L V8 350 CID | 1995 | GMC K1500 SUBURBAN | 5.7L V8 350 CID | |
| | 1992-1995 | GMC C2500 SUBURBAN | 5.7L V8 350 CID | 1995 | GMC K2500 SUBURBAN | 5.7L V8 350 CID | |
| | 1992-1995 | GMC K1500 SUBURBAN | 5.7L V8 350 CID | 1995 | GMC YUKON | 5.7L V8 350 CID | |
| | 1992-1995 | GMC K2500 SUBURBAN | 5.7L V8 350 CID | 1987-1988 | CHEVROLET S10 BLAZER | 2.8L V6 173 CID | |
| | 1992-1995 | GMC YUKON | 5.7L V8 350 CID | 1987-1988 | GMC S15 | 2.8L V6 173 CID | |
| | 1994-1995 | CHEVROLET C1500 | 4.3L V6 262 CID | 1987-1989 | CHEVROLET S10 | 2.8L V6 173 CID | |
| | 1994-1995 | CHEVROLET C1500 | 5.0L V8 305 CID | 1987-1989 | CHEVROLET S10 BLAZER | 2.8L V6 173 CID | |
| | 1994-1995 | CHEVROLET C1500 | 5.7L V8 350 CID | 1987-1989 | GMC S15 JIMMY | 2.8L V6 173 CID | |
| | 1994-1995 | CHEVROLET C2500 | 4.3L V6 262 CID | 1987-1989 | GMC SAFARI | 4.3L V6 262 CID | |
| | 1994-1995 | CHEVROLET C2500 | 5.0L V8 305 CID | 1987-1990 | CHEVROLET S10 | 2.8L V6 173 CID | |
| | 1994-1995 | CHEVROLET C2500 | 5.7L V8 350 CID | 1987-1990 | GMC S15 | 2.8L V6 173 CID | |
| | 1994-1995 | CHEVROLET K1500 | 4.3L V6 262 CID | 1987-1991 | CHEVROLET S10 | 2.8L V6 173 CID | |
| | 1994-1995 | CHEVROLET K1500 | 5.0L V8 305 CID | 1987-1993 | CHEVROLET G10 | 5.7L V8 350 CID | |
| | 1994-1995 | CHEVROLET K1500 | 5.7L V8 350 CID | 1987-1993 | GMC G1500 | 4.3L V6 262 CID | |
| | 1994-1995 | CHEVROLET K2500 | 4.3L V6 262 CID | 1987-1993 | GMC G1500 | 5.7L V8 350 CID | |
| | 1994-1995 | CHEVROLET K2500 | 5.0L V8 305 CID | 1987-1995 | CHEVROLET G10 | 4.3L V6 262 CID | |
| | 1994-1995 | CHEVROLET K2500 | 5.7L V8 350 CID | 1987-1995 | CHEVROLET G10 | 5.0L V8 305 CID | |
| | 1994-1995 | GMC C1500 | 4.3L V6 262 CID | 1987-1995 | CHEVROLET G20 | 4.3L V6 262 CID | |
| | 1994-1995 | GMC C1500 | 5.0L V8 305 CID | 1987-1995 | CHEVROLET G20 | 5.0L V8 305 CID | |
| | 1994-1995 | GMC C1500 | 5.7L V8 350 CID | 1987-1995 | CHEVROLET G20 | 5.7L V8 350 CID | |
| | 1994-1995 | GMC C2500 | 4.3L V6 262 CID | 1987-1995 | GMC G1500 | 4.3L V6 262 CID | |
| | 1994-1995 | GMC C2500 | 5.0L V8 305 CID | 1987-1995 | GMC G1500 | 5.0L V8 305 CID | |
| | 1994-1995 | GMC C2500 | 5.7L V8 350 CID | 1987-1995 | GMC G2500 | 4.3L V6 262 CID | |
| | 1994-1995 | GMC K1500 | 4.3L V6 262 CID | 1987-1995 | GMC G2500 | 5.0L V8 305 CID | |
| | 1994-1995 | GMC K1500 | 5.0L V8 305 CID | 1987-1995 | GMC G2500 | 5.7L V8 350 CID | |
| 1994-1995 | GMC K1500 | 5.7L V8 350 CID | 1988-1989 | CHEVROLET ASTRO | 4.3L V6 262 CID | | |
| 1994-1995 | GMC K2500 | 4.3L V6 262 CID | 1988-1989 | GMC S15 JIMMY | 2.8L V6 173 CID | | |
| 1994-1995 | GMC K2500 | 5.0L V8 305 CID | 1988-1991 | CHEVROLET C2500 (MEX) | 5.7L V8 5700cc 350 CID | | |
| 1994-1995 | GMC K2500 | 5.7L V8 350 CID | 1988-1991 | GMC C2500 (MEX) | 5.7L V8 5700cc 350 CID | | |
| 1994-1995 | GMC K2500 | 5.7L V8 350 CID | 1988-1991 | GMC C3500 (MEX) | 5.7L V8 5700cc 350 CID | | |
| 1995-1996 | AM GENERAL HUMMER | 5.7L V8 350 CID | 1989-1991 | CHEVROLET C3500 (MEX) | 5.7L V8 5700cc 350 CID | | |
| 22142 | 1987 | CHEVROLET ASTRO | 4.3L V6 262 CID | 1990-1994 | CHEVROLET ASTRO | 4.3L V6 262 CID | |
| | 1987 | CHEVROLET G10 | 4.3L V6 262 CID | 1990-1994 | GMC SAFARI | 4.3L V6 262 CID | |
| | 1987 | CHEVROLET G10 | 5.0L V8 305 CID | 1992-1993 | CHEVROLET S10 | 2.8L V6 173 CID | |
| | 1987 | CHEVROLET G10 | 5.7L V8 350 CID | 1992-1993 | GMC SONOMA | 2.8L V6 173 CID | |
| | 1987 | GMC S15 | 2.8L V6 173 CID | 1992-1994 | CHEVROLET C3500HD | 5.7L V8 5736cc 350 CID | |
| | 1987 | GMC SAFARI | 4.3L V6 262 CID | 1992-1994 | GMC C3500HD | 5.7L V8 5736cc 350 CID | |
| | 1991 | CHEVROLET S10 | 2.8L V6 173 CID | 1993-1994 | CHEVROLET BLAZER | 5.7L V8 350 CID | |
| | 1991 | GMC SONOMA | 2.8L V6 173 CID | 1993-1994 | CHEVROLET C1500 SUBURBAN | 5.7L V8 350 CID | |
| | 1992 | CHEVROLET S10 | 2.8L V6 173 CID | 1993-1994 | CHEVROLET C2500 SUBURBAN | 5.7L V8 350 CID | |
| | 1992 | GMC SONOMA | 2.8L V6 173 CID | 1993-1994 | CHEVROLET K1500 SUBURBAN | 5.7L V8 350 CID | |
| | 1993 | CHEVROLET BLAZER | 5.7L V8 350 CID | 1993-1994 | CHEVROLET K2500 SUBURBAN | 5.7L V8 350 CID | |
| | 1993 | CHEVROLET C1500 | 5.7L V8 350 CID | 1993-1995 | CHEVROLET C1500 | 4.3L V6 262 CID | |
| | 1993 | CHEVROLET C2500 | 5.7L V8 350 CID | 1993-1995 | CHEVROLET C1500 SUBURBAN | 5.7L V8 350 CID | |
| | 1993 | CHEVROLET K2500 | 5.7L V8 350 CID | 1993-1995 | CHEVROLET C2500 | 4.3L V6 262 CID | |
| | 1993 | GMC C1500 | 4.3L V6 262 CID | 1993-1995 | CHEVROLET C2500 SUBURBAN | 5.7L V8 350 CID | |
| | 1993 | GMC C1500 | 5.7L V8 350 CID | 1993-1995 | CHEVROLET C3500 | 5.7L V8 350 CID | |
| | 1993 | GMC C2500 | 4.3L V6 262 CID | | | | |
| | 1993 | GMC C2500 | 5.7L V8 350 CID | | | | |

FAN CLUTCHES

| USMW | Years | Application | Engine | |
|-------|-----------|--------------------------|-----------------|-----------------|
| 22142 | 1993-1995 | CHEVROLET K1500 | 4.3L V6 262 CID | |
| | 1993-1995 | CHEVROLET K1500 | 5.7L V8 350 CID | |
| | 1993-1995 | CHEVROLET K1500 SUBURBAN | 5.7L V8 350 CID | |
| | 1993-1995 | CHEVROLET K2500 | 4.3L V6 262 CID | |
| | 1993-1995 | CHEVROLET K2500 SUBURBAN | 5.7L V8 350 CID | |
| | 1993-1995 | CHEVROLET K3500 | 5.7L V8 350 CID | |
| | 1993-1995 | GMC C1500 | 4.3L V6 262 CID | |
| | 1993-1995 | GMC C1500 | 5.7L V8 350 CID | |
| | 1993-1995 | GMC C1500 SUBURBAN | 5.7L V8 350 CID | |
| | 1993-1995 | GMC C2500 | 4.3L V6 262 CID | |
| | 1993-1995 | GMC C2500 SUBURBAN | 5.7L V8 350 CID | |
| | 1993-1995 | GMC C3500 | 5.7L V8 350 CID | |
| | 1993-1995 | GMC K1500 | 4.3L V6 262 CID | |
| | 1993-1995 | GMC K1500 | 5.7L V8 350 CID | |
| | 1993-1995 | GMC K1500 SUBURBAN | 5.7L V8 350 CID | |
| | 1993-1995 | GMC K2500 | 4.3L V6 262 CID | |
| | 1993-1995 | GMC K2500 SUBURBAN | 5.7L V8 350 CID | |
| | 1993-1995 | GMC K3500 | 5.7L V8 350 CID | |
| | 1993-1995 | GMC YUKON | 5.7L V8 350 CID | |
| | 1994-1995 | CHEVROLET C1500 | 4.3L V6 262 CID | |
| | 1994-1995 | CHEVROLET C1500 | 5.7L V8 350 CID | |
| | 1994-1995 | CHEVROLET C2500 | 4.3L V6 262 CID | |
| | 1994-1995 | CHEVROLET C2500 | 5.7L V8 350 CID | |
| | 1994-1995 | CHEVROLET C3500 | 5.7L V8 350 CID | |
| | 1994-1995 | CHEVROLET K1500 | 4.3L V6 262 CID | |
| | 1994-1995 | CHEVROLET K1500 | 5.7L V8 350 CID | |
| | 1994-1995 | CHEVROLET K2500 | 4.3L V6 262 CID | |
| | 1994-1995 | CHEVROLET K2500 | 5.7L V8 350 CID | |
| | 1994-1995 | CHEVROLET K3500 | 5.7L V8 350 CID | |
| | 1994-1995 | GMC C1500 | 4.3L V6 262 CID | |
| | 1994-1995 | GMC C1500 | 5.7L V8 350 CID | |
| | 1994-1995 | GMC C2500 | 4.3L V6 262 CID | |
| | 1994-1995 | GMC C2500 | 5.7L V8 350 CID | |
| | 1994-1995 | GMC C3500 | 5.7L V8 350 CID | |
| | 1994-1995 | GMC K1500 | 4.3L V6 262 CID | |
| | 1994-1995 | GMC K1500 | 5.7L V8 350 CID | |
| | 1994-1995 | GMC K2500 | 4.3L V6 262 CID | |
| | 1994-1995 | GMC K2500 | 5.7L V8 350 CID | |
| | 1994-1995 | GMC K3500 | 5.7L V8 350 CID | |
| | 22143 | 1990 | GMC S15 JIMMY | 4.3L V6 262 CID |
| | | 1992 | GMC SONOMA | 4.3L V6 262 CID |
| | 22145 | 1987 | CHEVROLET ASTRO | 4.3L V6 262 CID |
| 1987 | | CHEVROLET G10 | 4.3L V6 262 CID | |
| 1987 | | CHEVROLET G10 | 5.0L V8 305 CID | |
| 1987 | | CHEVROLET G10 | 5.7L V8 350 CID | |
| 1987 | | GMC SAFARI | 4.3L V6 262 CID | |
| 1988 | | CHEVROLET R20 | 7.4L V8 454 CID | |
| 1988 | | CHEVROLET R20 SUBURBAN | 7.4L V8 454 CID | |
| 1988 | | CHEVROLET R30 | 7.4L V8 454 CID | |
| 1988 | | CHEVROLET V20 SUBURBAN | 7.4L V8 454 CID | |
| 1988 | | CHEVROLET V30 | 7.4L V8 454 CID | |
| 1988 | | GMC R3500 | 7.4L V8 454 CID | |
| 1988 | | GMC S15 | 4.3L V6 262 CID | |
| 1988 | | GMC V3500 | 7.4L V8 454 CID | |
| 1989 | | CHEVROLET R2500 | 5.7L V8 350 CID | |
| 1989 | | CHEVROLET R2500 | 7.4L V8 454 CID | |
| 1989 | | GMC R1500 SUBURBAN | 5.7L V8 350 CID | |
| 1989 | | GMC R2500 | 5.7L V8 350 CID | |
| 1989 | | GMC R2500 SUBURBAN | 5.7L V8 350 CID | |
| 1989 | | GMC V1500 SUBURBAN | 5.7L V8 350 CID | |
| 1989 | | GMC V2500 SUBURBAN | 5.7L V8 350 CID | |
| 1990 | | CHEVROLET C1500 | 7.4L V8 454 CID | |
| 1990 | | CHEVROLET C2500 | 5.0L V8 305 CID | |
| 1990 | | CHEVROLET K1500 | 4.3L V6 262 CID | |
| 1990 | | CHEVROLET K1500 | 5.7L V8 350 CID | |
| 1990 | | CHEVROLET R3500 | 7.4L V8 454 CID | |
| 1990 | | CHEVROLET V2500 SUBURBAN | 7.4L V8 454 CID | |
| 1990 | | CHEVROLET V3500 | 7.4L V8 454 CID | |
| 1990 | | GMC C2500 | 5.0L V8 305 CID | |

| USMW | Years | Application | Engine |
|-----------|-------|---------------------------|-----------------|
| 1990 | | GMC R1500 SUBURBAN | 5.7L V8 350 CID |
| 1990 | | GMC R2500 SUBURBAN | 5.7L V8 350 CID |
| 1990 | | GMC R2500 SUBURBAN | 7.4L V8 454 CID |
| 1990 | | GMC SAFARI | 4.3L V6 262 CID |
| 1990 | | GMC V1500 SUBURBAN | 5.7L V8 350 CID |
| 1990 | | GMC V2500 SUBURBAN | 5.7L V8 350 CID |
| 1991 | | BUICK COMMERCIAL CHASSIS | 5.0L V8 305 CID |
| 1991 | | BUICK ROADMASTER | 5.0L V8 305 CID |
| 1991 | | CHEVROLET K1500 | 4.3L V6 262 CID |
| 1991 | | CHEVROLET K1500 | 5.7L V8 350 CID |
| 1991 | | CHEVROLET K2500 | 4.3L V6 262 CID |
| 1991 | | CHEVROLET K2500 | 5.7L V8 350 CID |
| 1991 | | CHEVROLET S10 | 4.3L V6 262 CID |
| 1991 | | CHEVROLET S10 BLAZER | 4.3L V6 262 CID |
| 1991 | | GMC K1500 | 4.3L V6 262 CID |
| 1991 | | GMC K1500 | 5.7L V8 350 CID |
| 1991 | | GMC K2500 | 4.3L V6 262 CID |
| 1991 | | GMC K2500 | 5.7L V8 350 CID |
| 1991 | | GMC S15 JIMMY | 4.3L V6 262 CID |
| 1991 | | GMC SONOMA | 4.3L V6 262 CID |
| 1991 | | GMC SYCLONE | 4.3L V6 262 CID |
| 1992 | | CHEVROLET C1500 | 4.3L V6 262 CID |
| 1992 | | CHEVROLET C1500 | 5.7L V8 350 CID |
| 1992 | | CHEVROLET C2500 | 4.3L V6 262 CID |
| 1992 | | CHEVROLET C2500 | 5.7L V8 350 CID |
| 1992 | | CHEVROLET C3500 | 5.7L V8 350 CID |
| 1992 | | CHEVROLET CAPRICE | 4.3L V6 262 CID |
| 1992 | | CHEVROLET G30 | 5.7L V8 350 CID |
| 1992 | | CHEVROLET K1500 | 4.3L V6 262 CID |
| 1992 | | CHEVROLET K1500 | 5.7L V8 350 CID |
| 1992 | | CHEVROLET K2500 | 4.3L V6 262 CID |
| 1992 | | CHEVROLET K2500 | 5.7L V8 350 CID |
| 1992 | | CHEVROLET K3500 | 5.7L V8 350 CID |
| 1992 | | GMC G3500 | 5.7L V8 350 CID |
| 1992 | | GMC SONOMA | 4.3L V6 262 CID |
| 1992 | | GMC YUKON | 5.7L V8 350 CID |
| 1992 | | OLDSMOBILE CUSTOM CRUISER | 5.7L V8 350 CID |
| 1993 | | CADILLAC FLEETWOOD | 5.7L V8 350 CID |
| 1993 | | CHEVROLET CAPRICE | 4.3L V6 262 CID |
| 1993 | | CHEVROLET CAPRICE | 5.0L V8 305 CID |
| 1993 | | GMC K1500 | 4.3L V6 262 CID |
| 1993 | | GMC K1500 | 5.7L V8 350 CID |
| 1993 | | GMC SAFARI | 4.3L V6 262 CID |
| 1993 | | GMC YUKON | 5.7L V8 350 CID |
| 1994 | | CHEVROLET C2500 SUBURBAN | 7.4L V8 454 CID |
| 1994 | | CHEVROLET K2500 SUBURBAN | 7.4L V8 454 CID |
| 1994 | | CHEVROLET K3500 | 5.7L V8 350 CID |
| 1994 | | CHEVROLET S10 | 4.3L V6 262 CID |
| 1994 | | CHEVROLET S10 BLAZER | 4.3L V6 262 CID |
| 1994 | | GMC JIMMY | 4.3L V6 262 CID |
| 1994 | | GMC K3500 | 5.7L V8 350 CID |
| 1994 | | GMC SAFARI | 4.3L V6 262 CID |
| 1994 | | GMC SONOMA | 4.3L V6 262 CID |
| 1995 | | CHEVROLET BLAZER | 4.3L V6 262 CID |
| 1995 | | CHEVROLET S10 | 4.3L V6 262 CID |
| 1995 | | GMC JIMMY | 4.3L V6 262 CID |
| 1995 | | GMC SAFARI | 4.3L V6 262 CID |
| 1995 | | GMC SONOMA | 4.3L V6 262 CID |
| 1985-1986 | | GMC SAFARI | 4.3L V6 262 CID |
| 1985-1987 | | CHEVROLET ASTRO | 4.3L V6 262 CID |
| 1987-1989 | | GMC SAFARI | 4.3L V6 262 CID |
| 1987-1991 | | CHEVROLET G10 | 4.3L V6 262 CID |
| 1987-1991 | | CHEVROLET G10 | 5.0L V8 305 CID |
| 1987-1991 | | CHEVROLET G10 | 5.7L V8 350 CID |
| 1987-1991 | | CHEVROLET G20 | 4.3L V6 262 CID |
| 1987-1991 | | CHEVROLET G20 | 5.0L V8 305 CID |
| 1987-1991 | | CHEVROLET G20 | 5.7L V8 350 CID |
| 1987-1991 | | CHEVROLET G30 | 4.3L V6 262 CID |
| 1987-1991 | | CHEVROLET G30 | 5.7L V8 350 CID |

| USMW | Years | Application | Engine |
|-------|-----------|--------------------------|------------------------|
| 22145 | 1987-1991 | GMC G1500 | 4.3L V6 262 CID |
| | 1987-1991 | GMC G1500 | 5.0L V8 305 CID |
| | 1987-1991 | GMC G1500 | 5.7L V8 350 CID |
| | 1987-1991 | GMC G2500 | 4.3L V6 262 CID |
| | 1987-1991 | GMC G2500 | 5.0L V8 305 CID |
| | 1987-1991 | GMC G2500 | 5.7L V8 350 CID |
| | 1987-1991 | GMC G3500 | 4.3L V6 262 CID |
| | 1987-1991 | GMC G3500 | 5.7L V8 350 CID |
| | 1988-1989 | CHEVROLET ASTRO | 4.3L V6 262 CID |
| | 1988-1989 | CHEVROLET C1500 | 4.3L V6 262 CID |
| | 1988-1989 | CHEVROLET C1500 | 5.0L V8 305 CID |
| | 1988-1989 | CHEVROLET C1500 | 5.7L V8 350 CID |
| | 1988-1989 | CHEVROLET C2500 | 4.3L V6 262 CID |
| | 1988-1989 | CHEVROLET C2500 | 5.0L V8 305 CID |
| | 1988-1989 | CHEVROLET C2500 | 5.7L V8 350 CID |
| | 1988-1989 | CHEVROLET C3500 | 5.7L V8 350 CID |
| | 1988-1989 | CHEVROLET K1500 | 5.0L V8 305 CID |
| | 1988-1989 | CHEVROLET K2500 | 5.0L V8 305 CID |
| | 1988-1989 | CHEVROLET K3500 | 5.7L V8 350 CID |
| | 1988-1989 | CHEVROLET S10 | 4.3L V6 262 CID |
| | 1988-1989 | CHEVROLET S10 BLAZER | 4.3L V6 262 CID |
| | 1988-1989 | GMC C1500 | 5.0L V8 305 CID |
| | 1988-1989 | GMC C2500 | 5.0L V8 305 CID |
| | 1988-1989 | GMC K1500 | 5.0L V8 305 CID |
| | 1988-1989 | GMC K2500 | 5.0L V8 305 CID |
| | 1988-1989 | GMC K3500 | 5.7L V8 350 CID |
| | 1988-1989 | GMC R2500 | 7.4L V8 454 CID |
| | 1988-1989 | GMC R2500 SUBURBAN | 7.4L V8 454 CID |
| | 1988-1989 | GMC S15 JIMMY | 4.3L V6 262 CID |
| | 1988-1990 | CHEVROLET K1500 | 4.3L V6 262 CID |
| | 1988-1990 | CHEVROLET K1500 | 5.7L V8 350 CID |
| | 1988-1990 | CHEVROLET K2500 | 4.3L V6 262 CID |
| | 1988-1990 | CHEVROLET K2500 | 5.7L V8 350 CID |
| | 1988-1990 | CHEVROLET S10 | 4.3L V6 262 CID |
| | 1988-1990 | GMC S15 | 4.3L V6 262 CID |
| | 1988-1990 | GMC S15 JIMMY | 4.3L V6 262 CID |
| | 1988-1991 | CHEVROLET C2500 (MEX) | 5.7L V8 5700cc 350 CID |
| | 1988-1991 | CHEVROLET S10 BLAZER | 4.3L V6 262 CID |
| | 1988-1991 | GMC C2500 (MEX) | 5.7L V8 5700cc 350 CID |
| | 1988-1991 | GMC C3500 (MEX) | 5.7L V8 5700cc 350 CID |
| | 1988-1991 | GMC R2500 SUBURBAN | 7.4L V8 454 CID |
| | 1988-1991 | GMC S15 JIMMY | 4.3L V6 262 CID |
| | 1988-1992 | CHEVROLET C3500 | 7.4L V8 454 CID |
| | 1988-1992 | CHEVROLET K3500 | 7.4L V8 454 CID |
| | 1988-1992 | CHEVROLET S10 | 4.3L V6 262 CID |
| | 1988-1992 | CHEVROLET S10 BLAZER | 4.3L V6 262 CID |
| | 1988-1993 | CHEVROLET C3500 | 7.4L V8 454 CID |
| | 1988-1993 | CHEVROLET K3500 | 7.4L V8 454 CID |
| | 1988-1993 | CHEVROLET S10 | 4.3L V6 262 CID |
| | 1988-1993 | GMC C1500 | 4.3L V6 262 CID |
| | 1988-1993 | GMC C1500 | 5.7L V8 350 CID |
| | 1988-1993 | GMC C2500 | 4.3L V6 262 CID |
| | 1988-1993 | GMC C2500 | 5.7L V8 350 CID |
| | 1988-1993 | GMC C3500 | 5.7L V8 350 CID |
| | 1988-1993 | GMC C3500 | 7.4L V8 454 CID |
| | 1988-1993 | GMC K1500 | 4.3L V6 262 CID |
| | 1988-1993 | GMC K1500 | 5.7L V8 350 CID |
| | 1988-1993 | GMC K2500 | 4.3L V6 262 CID |
| | 1988-1993 | GMC K2500 | 5.7L V8 350 CID |
| | 1988-1993 | GMC K3500 | 7.4L V8 454 CID |
| | 1988-1996 | CHEVROLET G30 | 7.4L V8 454 CID |
| | 1988-1996 | GMC G3500 | 7.4L V8 454 CID |
| | 1989-1990 | CHEVROLET CAPRICE | 4.3L V6 262 CID |
| | 1989-1990 | CHEVROLET CAPRICE | 5.0L V8 305 CID |
| | 1989-1990 | CHEVROLET CAPRICE | 5.7L V8 350 CID |
| | 1989-1990 | GMC JIMMY | 5.7L V8 350 CID |
| | 1989-1991 | CHEVROLET BLAZER | 5.7L V8 350 CID |
| | 1989-1991 | CHEVROLET C3500 (MEX) | 5.7L V8 5700cc 350 CID |
| | 1989-1991 | CHEVROLET R1500 SUBURBAN | 5.7L V8 350 CID |

| USMW | Years | Application | Engine |
|------|-----------|-----------------------------|------------------------|
| | 1989-1991 | CHEVROLET R2500 SUBURBAN | 5.7L V8 350 CID |
| | 1989-1991 | CHEVROLET R2500 SUBURBAN | 7.4L V8 454 CID |
| | 1989-1991 | CHEVROLET V1500 SUBURBAN | 5.7L V8 350 CID |
| | 1989-1991 | CHEVROLET V2500 SUBURBAN | 5.7L V8 350 CID |
| | 1989-1991 | GMC JIMMY | 5.7L V8 350 CID |
| | 1989-1991 | GMC R1500 SUBURBAN | 5.7L V8 350 CID |
| | 1989-1991 | GMC R2500 SUBURBAN | 5.7L V8 350 CID |
| | 1989-1991 | GMC V1500 SUBURBAN | 5.7L V8 350 CID |
| | 1989-1991 | GMC V2500 SUBURBAN | 5.7L V8 350 CID |
| | 1989-1992 | CHEVROLET CAPRICE | 4.3L V6 262 CID |
| | 1989-1992 | CHEVROLET CAPRICE | 5.0L V8 305 CID |
| | 1989-1993 | CHEVROLET CAPRICE | 4.3L V6 262 CID |
| | 1989-1993 | CHEVROLET CAPRICE | 5.0L V8 305 CID |
| | 1989-1996 | GMC G3500 | 7.4L V8 454 CID |
| | 1990-1991 | CHEVROLET ASTRO | 4.3L V6 262 CID |
| | 1990-1991 | CHEVROLET C1500 | 4.3L V6 262 CID |
| | 1990-1991 | CHEVROLET C1500 | 5.7L V8 350 CID |
| | 1990-1991 | CHEVROLET C2500 | 4.3L V6 262 CID |
| | 1990-1991 | CHEVROLET C2500 | 5.7L V8 350 CID |
| | 1990-1991 | CHEVROLET C3500 | 5.7L V8 350 CID |
| | 1990-1991 | CHEVROLET K3500 | 5.7L V8 350 CID |
| | 1990-1991 | CHEVROLET P30 VAN | 3.9L L4 3917cc 239 CID |
| | 1990-1991 | CHEVROLET R3500 | 7.4L V8 454 CID |
| | 1990-1991 | CHEVROLET V3500 | 7.4L V8 454 CID |
| | 1990-1991 | GMC C1500 | 4.3L V6 262 CID |
| | 1990-1991 | GMC C1500 | 5.7L V8 350 CID |
| | 1990-1991 | GMC C2500 | 4.3L V6 262 CID |
| | 1990-1991 | GMC C2500 | 5.7L V8 350 CID |
| | 1990-1991 | GMC C3500 | 5.7L V8 350 CID |
| | 1990-1991 | GMC K3500 | 5.7L V8 350 CID |
| | 1990-1991 | GMC P3500 VAN | 3.9L L4 3917cc 239 CID |
| | 1990-1991 | GMC R3500 | 7.4L V8 454 CID |
| | 1990-1991 | GMC SAFARI | 4.3L V6 262 CID |
| | 1990-1991 | GMC V3500 | 7.4L V8 454 CID |
| | 1990-1992 | CADILLAC BROUGHAM | 5.7L V8 350 CID |
| | 1990-1992 | CHEVROLET C1500 | 7.4L V8 454 CID |
| | 1990-1993 | CHEVROLET C1500 | 7.4L V8 454 CID |
| | 1990-1994 | CHEVROLET ASTRO | 4.3L V6 262 CID |
| | 1990-1994 | GMC SAFARI | 4.3L V6 262 CID |
| | 1991-1992 | CADILLAC BROUGHAM | 5.0L V8 305 CID |
| | 1991-1992 | CADILLAC DEVILLE | 4.9L V8 4917cc 300 CID |
| | 1991-1992 | CHEVROLET CAPRICE | 5.0L V8 305 CID |
| | 1991-1992 | CHEVROLET CAPRICE | 5.7L V8 350 CID |
| | 1991-1992 | OLDSMOBILE CUSTOM CRUISER | 5.0L V8 305 CID |
| | 1991-1993 | CHEVROLET CAPRICE | 5.0L V8 305 CID |
| | 1991-1993 | CHEVROLET CAPRICE | 5.7L V8 350 CID |
| | 1991-1993 | GMC C2500 | 7.4L V8 454 CID |
| | 1991-1993 | GMC K2500 | 7.4L V8 454 CID |
| | 1991-1994 | OLDSMOBILE BRAVADA | 4.3L V6 262 CID |
| | 1991-1998 | CHEVROLET C2500 | 7.4L V8 454 CID |
| | 1991-1998 | CHEVROLET K2500 | 7.4L V8 454 CID |
| | 1992-1993 | BUICK COMMERCIAL CHASSIS | 5.7L V8 350 CID |
| | 1992-1993 | BUICK ROADMASTER | 5.7L V8 350 CID |
| | 1992-1993 | CADILLAC COMMERCIAL CHASSIS | 5.7L V8 350 CID |
| | 1992-1993 | CHEVROLET BLAZER | 5.7L V8 350 CID |
| | 1992-1993 | CHEVROLET C1500 | 4.3L V6 262 CID |
| | 1992-1993 | CHEVROLET C1500 | 5.7L V8 350 CID |
| | 1992-1993 | CHEVROLET C1500 SUBURBAN | 5.7L V8 350 CID |
| | 1992-1993 | CHEVROLET C2500 | 4.3L V6 262 CID |
| | 1992-1993 | CHEVROLET C2500 | 5.7L V8 350 CID |
| | 1992-1993 | CHEVROLET C2500 SUBURBAN | 5.7L V8 350 CID |
| | 1992-1993 | CHEVROLET C2500 SUBURBAN | 7.4L V8 454 CID |
| | 1992-1993 | CHEVROLET C3500 | 5.7L V8 350 CID |
| | 1992-1993 | CHEVROLET K1500 | 4.3L V6 262 CID |
| | 1992-1993 | CHEVROLET K1500 | 5.7L V8 350 CID |
| | 1992-1993 | CHEVROLET K2500 | 4.3L V6 262 CID |
| | 1992-1993 | CHEVROLET K2500 | 5.7L V8 350 CID |
| | 1992-1993 | CHEVROLET K2500 SUBURBAN | 7.4L V8 454 CID |
| | 1992-1993 | CHEVROLET S10 | 4.3L V6 262 CID |

FAN CLUTCHES

| USMW | Years | Application | Engine |
|-------|-----------|----------------------------|------------------------|
| 22145 | 1992-1993 | GMC C1500 SUBURBAN | 5.7L V8 350 CID |
| | 1992-1993 | GMC C2500 SUBURBAN | 5.7L V8 350 CID |
| | 1992-1993 | GMC C2500 SUBURBAN | 7.4L V8 454 CID |
| | 1992-1993 | GMC K2500 SUBURBAN | 7.4L V8 454 CID |
| | 1992-1993 | GMC K3500 | 5.7L V8 350 CID |
| | 1992-1993 | GMC SONOMA | 4.3L V6 262 CID |
| | 1992-1993 | GMC TYPHOON | 4.3L V6 262 CID |
| | 1992-1993 | GMC YUKON | 5.7L V8 350 CID |
| | 1992-1994 | CHEVROLET K1500 SUBURBAN | 5.7L V8 350 CID |
| | 1992-1994 | CHEVROLET K2500 SUBURBAN | 5.7L V8 350 CID |
| | 1992-1994 | CHEVROLET K3500 | 5.7L V8 350 CID |
| | 1992-1994 | CHEVROLET S10 BLAZER | 4.3L V6 262 CID |
| | 1992-1994 | GMC JIMMY | 4.3L V6 262 CID |
| | 1992-1994 | GMC K1500 SUBURBAN | 5.7L V8 350 CID |
| | 1992-1994 | GMC K2500 SUBURBAN | 5.7L V8 350 CID |
| | 1992-1994 | GMC K3500 | 5.7L V8 350 CID |
| | 1992-1994 | GMC SAFARI | 4.3L V6 262 CID |
| | 1992-1994 | GMC SONOMA | 4.3L V6 262 CID |
| | 1992-1995 | CHEVROLET ASTRO | 4.3L V6 262 CID |
| | 1992-2000 | CHEVROLET C3500HD | 7.4L V8 7441cc 454 CID |
| | 1992-2000 | GMC C3500HD | 7.4L V8 7441cc 454 CID |
| | 1993-1994 | GMC JIMMY | 4.3L V6 262 CID |
| | 1993-1994 | GMC SONOMA | 4.3L V6 262 CID |
| | 1994-1995 | CHEVROLET SILVERADO (MEX) | 5.7L V8 5700cc 350 CID |
| | 1994-1996 | CHEVROLET C25 (MEX) | 5.7L V8 5700cc 350 CID |
| | 1994-1997 | CHEVROLET C2500 | 7.4L V8 454 CID |
| | 1994-1997 | CHEVROLET C3500 | 7.4L V8 454 CID |
| | 1994-1997 | CHEVROLET K2500 | 7.4L V8 454 CID |
| | 1994-1997 | CHEVROLET K3500 | 7.4L V8 454 CID |
| | 1994-1998 | CHEVROLET C2500 | 7.4L V8 454 CID |
| | 1994-1998 | CHEVROLET C3500 | 7.4L V8 454 CID |
| | 1994-1998 | CHEVROLET K2500 | 7.4L V8 454 CID |
| | 1994-1998 | CHEVROLET K3500 | 7.4L V8 454 CID |
| | 1994-1999 | CHEVROLET C2500 SUBURBAN | 7.4L V8 454 CID |
| | 1994-1999 | CHEVROLET K2500 SUBURBAN | 7.4L V8 454 CID |
| | 1994-1999 | GMC C2500 SUBURBAN | 7.4L V8 454 CID |
| | 1994-1999 | GMC K2500 SUBURBAN | 7.4L V8 454 CID |
| | 1994-2000 | GMC C2500 | 7.4L V8 454 CID |
| | 1994-2000 | GMC C3500 | 7.4L V8 454 CID |
| | 1994-2000 | GMC K2500 | 7.4L V8 454 CID |
| | 1994-2000 | GMC K3500 | 7.4L V8 454 CID |
| | 1995-1997 | CHEVROLET C2500 SUBURBAN | 7.4L V8 454 CID |
| | 1995-1997 | CHEVROLET K2500 SUBURBAN | 7.4L V8 454 CID |
| | 1995-1999 | CHEVROLET C2500 SUBURBAN | 7.4L V8 454 CID |
| | 1995-1999 | CHEVROLET K2500 SUBURBAN | 7.4L V8 454 CID |
| | 1995-1999 | GMC C2500 SUBURBAN | 7.4L V8 454 CID |
| | 1995-1999 | GMC K2500 SUBURBAN | 7.4L V8 454 CID |
| | 1996-1973 | CHEVROLET BOSS TRUCK (MEX) | 5.7L V8 5700cc 350 CID |
| | 1996-1979 | CHEVROLET G30 | 4.3L V6 4294cc 262 CID |
| | 1996-1982 | FORD F250 | 4.9L V6 4920cc 300 CID |
| | 1996-1999 | CHEVROLET P30 | 7.4L V8 454 CID |
| | 1996-1999 | GMC P3500 | 7.4L V8 454 CID |
| | 1996-2000 | CHEVROLET EXPRESS 3500 | 7.4L V8 454 CID |
| | 1996-2000 | GMC SAVANA 3500 | 7.4L V8 454 CID |
| | 1998-1991 | CHEVROLET C2500 (MEX) | 5.7L V8 5700cc 350 CID |
| | 1999-2000 | CHEVROLET C2500 | 7.4L V8 454 CID |
| | 1999-2000 | CHEVROLET C3500 | 7.4L V8 454 CID |
| | 1999-2000 | CHEVROLET K2500 | 7.4L V8 454 CID |
| | 1999-2000 | CHEVROLET K3500 | 7.4L V8 454 CID |
| 22146 | 1984 | FORD LTD | 5.0L V8 302 CID |
| | 1985 | FORD LTD | 5.0L V8 302 CID |
| | 1985 | FORD MUSTANG | 3.8L V6 232 CID |
| | 1985 | MERCURY CAPRI | 3.8L V6 232 CID |
| | 1985 | MERCURY CAPRI | 5.0L V8 302 CID |
| | 1986 | FORD MUSTANG | 3.8L V6 232 CID |
| | 1986 | MERCURY CAPRI | 3.8L V6 232 CID |
| | 1986 | MERCURY CAPRI | 5.0L V8 302 CID |
| | 1988 | FORD BRONCO | 5.8L V8 351 CID |
| | 1988 | FORD E-150 ECONOLINE | 5.8L V8 351 CID |

| USMW | Years | Application | Engine |
|------|-----------|---------------------------------|------------------------|
| | 1988 | FORD E-150 ECONOLINE CLUB WAGON | 5.8L V8 351 CID |
| | 1988 | FORD E-250 ECONOLINE | 5.8L V8 351 CID |
| | 1988 | FORD E-350 ECONOLINE | 5.8L V8 351 CID |
| | 1988 | FORD E-350 ECONOLINE CLUB WAGON | 5.8L V8 351 CID |
| | 1988 | FORD F-150 | 5.8L V8 351 CID |
| | 1988 | FORD F-250 | 5.8L V8 351 CID |
| | 1988 | FORD F-350 | 5.8L V8 351 CID |
| | 1989 | FORD BRONCO | 5.8L V8 351 CID |
| | 1989 | FORD E-150 ECONOLINE | 5.8L V8 351 CID |
| | 1989 | FORD E-150 ECONOLINE CLUB WAGON | 5.8L V8 351 CID |
| | 1989 | FORD E-250 ECONOLINE | 5.8L V8 351 CID |
| | 1989 | FORD E-250 ECONOLINE CLUB WAGON | 5.8L V8 351 CID |
| | 1989 | FORD E-350 ECONOLINE | 5.8L V8 351 CID |
| | 1989 | FORD E-350 ECONOLINE CLUB WAGON | 5.8L V8 351 CID |
| | 1989 | FORD F-150 | 5.8L V8 351 CID |
| | 1989 | FORD F-250 | 5.8L V8 351 CID |
| | 1989 | FORD F-350 | 5.8L V8 351 CID |
| | 1991 | DODGE DAKOTA | 5.2L V8 5211cc 318 CID |
| | 1992 | FORD BRONCO | 5.0L V8 302 CID |
| | 1992 | FORD BRONCO | 5.8L V8 351 CID |
| | 1993 | FORD BRONCO | 5.0L V8 302 CID |
| | 1993 | FORD BRONCO | 5.8L V8 351 CID |
| | 1993 | FORD MUSTANG | 5.0L V8 302 CID |
| | 1995 | FORD F-350 | 5.8L V8 351 CID |
| | 1997 | FORD F-350 | 5.8L V8 351 CID |
| | 1986-1993 | FORD MUSTANG | 5.0L V8 302 CID |
| | 1987-1989 | FORD E-250 ECONOLINE | 5.0L V8 302 CID |
| | 1987-1989 | FORD F-250 | 5.0L V8 302 CID |
| | 1987-1990 | FORD F200 (MEX) | 5.0L V8 5000cc 302 CID |
| | 1987-1991 | FORD E-150 ECONOLINE | 5.0L V8 302 CID |
| | 1987-1991 | FORD E-150 ECONOLINE CLUB WAGON | 5.0L V8 302 CID |
| | 1987-1992 | FORD F-150 | 5.0L V8 302 CID |
| | 1987-1993 | FORD BRONCO | 5.0L V8 302 CID |
| | 1987-1996 | FORD BRONCO | 5.0L V8 302 CID |
| | 1987-1996 | FORD E-150 ECONOLINE | 5.0L V8 302 CID |
| | 1987-1996 | FORD E-150 ECONOLINE CLUB WAGON | 5.0L V8 302 CID |
| | 1987-1996 | FORD F-150 | 5.0L V8 302 CID |
| | 1988-1990 | FORD F200 (MEX) | 5.8L V8 5800cc 351 CID |
| | 1988-1991 | FORD E-250 ECONOLINE CLUB WAGON | 5.8L V8 351 CID |
| | 1990-1991 | FORD E-150 ECONOLINE | 5.8L V8 351 CID |
| | 1990-1991 | FORD E-150 ECONOLINE CLUB WAGON | 5.8L V8 351 CID |
| | 1990-1991 | FORD E-250 ECONOLINE | 5.0L V8 302 CID |
| | 1990-1991 | FORD E-250 ECONOLINE | 5.8L V8 351 CID |
| | 1990-1991 | FORD E-350 ECONOLINE | 5.8L V8 351 CID |
| | 1990-1991 | FORD E-350 ECONOLINE CLUB WAGON | 5.8L V8 351 CID |
| | 1990-1992 | FORD F-150 | 5.8L V8 351 CID |
| | 1990-1992 | FORD F-250 | 5.8L V8 351 CID |
| | 1990-1992 | FORD F-350 | 5.8L V8 351 CID |
| | 1990-1993 | FORD BRONCO | 5.8L V8 351 CID |
| | 1990-1996 | FORD BRONCO | 5.0L V8 302 CID |
| | 1990-1996 | FORD BRONCO | 5.8L V8 351 CID |
| | 1990-1996 | FORD E-150 ECONOLINE | 5.8L V8 351 CID |
| | 1990-1996 | FORD E-150 ECONOLINE CLUB WAGON | 5.8L V8 351 CID |
| | 1990-1996 | FORD E-250 ECONOLINE | 5.8L V8 351 CID |
| | 1990-1996 | FORD E-350 ECONOLINE | 5.8L V8 351 CID |
| | 1990-1996 | FORD E-350 ECONOLINE CLUB WAGON | 5.8L V8 351 CID |
| | 1990-1996 | FORD F-150 | 5.8L V8 351 CID |
| | 1990-1996 | FORD F-250 | 5.8L V8 351 CID |
| | 1990-1997 | FORD F-350 | 5.8L V8 351 CID |
| | 1991-1992 | FORD F-250 | 5.0L V8 302 CID |
| | 1991-1994 | FORD F-250 | 5.0L V8 302 CID |
| | 1991-1996 | FORD E-350 ECONOLINE CLUB WAGON | 5.8L V8 351 CID |
| | 1992-1993 | FORD E-350 ECONOLINE CLUB WAGON | 5.8L V8 351 CID |
| | 1992-1996 | FORD E-150 ECONOLINE | 5.0L V8 302 CID |
| | 1992-1996 | FORD E-150 ECONOLINE | 5.8L V8 351 CID |
| | 1992-1996 | FORD E-150 ECONOLINE CLUB WAGON | 5.0L V8 302 CID |
| | 1992-1996 | FORD E-150 ECONOLINE CLUB WAGON | 5.8L V8 351 CID |
| | 1992-1996 | FORD E-250 ECONOLINE | 5.8L V8 351 CID |
| | 1992-1996 | FORD E-350 ECONOLINE | 5.8L V8 351 CID |

| USMW | Years | Application | Engine | |
|--------------|--------------|---------------------------------|------------------------|------------------------|
| 22146 | 1992-1996 | FORD E-350 ECONOLINE CLUB WAGON | 5.8L V8 351 CID | |
| | 1993-1994 | FORD F-250 | 5.0L V8 302 CID | |
| | 1993-1995 | FORD F-150 | 5.8L V8 351 CID | |
| | 1993-1996 | FORD F-150 | 5.0L V8 302 CID | |
| | 1993-1996 | FORD F-150 | 5.8L V8 351 CID | |
| | 1993-1996 | FORD F-250 | 5.8L V8 351 CID | |
| | 1993-1997 | FORD F-350 | 5.8L V8 351 CID | |
| | 1994-1996 | FORD E-350 ECONOLINE CLUB WAGON | 5.8L V8 351 CID | |
| | 1995-1996 | FORD BRONCO | 5.0L V8 302 CID | |
| | 1995-1996 | FORD BRONCO | 5.8L V8 351 CID | |
| | 1995-1996 | FORD F-150 | 5.0L V8 302 CID | |
| | 1995-1996 | FORD F-150 | 5.8L V8 351 CID | |
| | 1995-1996 | FORD F-250 | 5.0L V8 302 CID | |
| | 1995-1996 | FORD F-250 | 5.8L V8 351 CID | |
| | 1995-1996 | FORD F-350 | 5.8L V8 351 CID | |
| | 1997-1982 | FORD F250 | 5.8L V8 5756cc 351 CID | |
| | 22147 | 1987 | GMC S15 | 2.5L L4 2474cc 151 CID |
| | | 1988 | GMC S15 JIMMY | 2.5L L4 2474cc 151 CID |
| | | 1989 | CHEVROLET S10 | 2.5L L4 2474cc 151 CID |
| | | 1991 | CHEVROLET S10 | 2.5L L4 2474cc 151 CID |
| 1991 | | GMC SONOMA | 2.5L L4 2474cc 151 CID | |
| 1992 | | CHEVROLET S10 | 2.5L L4 2474cc 151 CID | |
| 1993 | | GMC SONOMA | 2.5L L4 2474cc 151 CID | |
| 1987-1988 | | CHEVROLET S10 | 2.5L L4 2474cc 151 CID | |
| 1987-1988 | | CHEVROLET S10 BLAZER | 2.5L L4 2474cc 151 CID | |
| 1987-1988 | | GMC S15 | 2.5L L4 2474cc 151 CID | |
| 1987-1988 | | GMC S15 JIMMY | 2.5L L4 2474cc 151 CID | |
| 1987-1993 | | CHEVROLET LLV | 2.5L L4 2474cc 151 CID | |
| 1988-1990 | | CHEVROLET ASTRO | 2.5L L4 2474cc 151 CID | |
| 1988-1990 | | GMC SAFARI | 2.5L L4 2474cc 151 CID | |
| 1989-1990 | | CHEVROLET S10 | 2.5L L4 2474cc 151 CID | |
| 1989-1990 | | GMC S15 | 2.5L L4 2474cc 151 CID | |
| 1992-1993 | | CHEVROLET S10 | 2.5L L4 2474cc 151 CID | |
| 1992-1993 | | GMC SONOMA | 2.5L L4 2474cc 151 CID | |
| 22148 | | 1982 | AMERICAN MOTORS EAGLE | 4.2L L6 258 CID |
| | 1982 | AMERICAN MOTORS SPIRIT | 4.2L L6 258 CID | |
| | 1983 | AMERICAN MOTORS SPIRIT | 4.2L L6 258 CID | |
| | 1984 | AMERICAN MOTORS EAGLE | 2.5L L4 150 CID | |
| | 1985 | JEEP WAGONEER | 2.1L L4 126 CID | |
| | 1986 | JEEP COMANCHE | 2.1L L4 126 CID | |
| | 1986 | JEEP COMANCHE | 2.5L L4 150 CID | |
| | 1987 | JEEP COMANCHE | 2.1L L4 126 CID | |
| | 1987 | JEEP WAGONEER | 2.5L L4 150 CID | |
| | 1987 | JEEP WAGONEER | 4.0L L6 242 CID | |
| | 1987 | JEEP WRANGLER | 4.2L L6 258 CID | |
| | 1988 | JEEP WRANGLER | 4.2L L6 258 CID | |
| | 1989 | JEEP CHEROKEE | 2.5L L4 150 CID | |
| | 1991 | JEEP WRANGLER | 2.5L L4 150 CID | |
| | 1995 | JEEP WRANGLER | 2.5L L4 150 CID | |
| | 1996 | JEEP CHEROKEE | 4.0L L6 242 CID | |
| | 1982-1983 | AMERICAN MOTORS CONCORD | 4.2L L6 258 CID | |
| | 1982-1983 | AMERICAN MOTORS EAGLE | 4.2L L6 258 CID | |
| | 1982-1983 | AMERICAN MOTORS SPIRIT | 4.2L L6 258 CID | |
| | 1982-1987 | AMERICAN MOTORS EAGLE | 4.2L L6 258 CID | |
| | 1982-1988 | AMERICAN MOTORS EAGLE | 4.2L L6 258 CID | |
| | 1984-1986 | JEEP CHEROKEE | 2.5L L4 150 CID | |
| | 1984-1986 | JEEP WAGONEER | 2.5L L4 150 CID | |
| | 1985-1986 | JEEP CHEROKEE | 2.5L L4 150 CID | |
| | 1985-1987 | JEEP CHEROKEE | 2.1L L4 126 CID | |
| | 1987-1988 | JEEP CHEROKEE | 2.5L L4 150 CID | |
| | 1987-1988 | JEEP CHEROKEE | 4.0L L6 242 CID | |
| | 1987-1988 | JEEP COMANCHE | 2.5L L4 150 CID | |
| | 1987-1988 | JEEP COMANCHE | 4.0L L6 242 CID | |
| | 1987-1988 | JEEP WRANGLER | 4.2L L6 258 CID | |
| | 1987-1989 | JEEP CHEROKEE | 2.5L L4 150 CID | |
| | 1987-1990 | JEEP CHEROKEE | 4.0L L6 242 CID | |
| | 1987-1990 | JEEP WAGONEER | 4.0L L6 242 CID | |
| | 1987-1991 | JEEP COMANCHE | 2.5L L4 150 CID | |
| | 1987-1992 | JEEP CHEROKEE | 4.0L L6 242 CID | |

| USMW | Years | Application | Engine |
|--------------|-------------------|--------------------------|-----------------|
| | 1987-1992 | JEEP COMANCHE | 2.5L L4 150 CID |
| | 1987-1992 | JEEP COMANCHE | 4.0L L6 242 CID |
| | 1987-1993 | JEEP CHEROKEE | 2.5L L4 150 CID |
| | 1987-1993 | JEEP CHEROKEE | 4.0L L6 242 CID |
| | 1988-1992 | JEEP COMANCHE | 4.0L L6 242 CID |
| | 1989-1990 | JEEP WRANGLER | 4.2L L6 258 CID |
| | 1989-2001 | JEEP CHEROKEE | 4.0L L6 242 CID |
| | 1991-1992 | JEEP CHEROKEE | 4.0L L6 242 CID |
| | 1991-1993 | JEEP WRANGLER | 2.5L L4 150 CID |
| | 1991-1994 | JEEP WRANGLER | 2.5L L4 150 CID |
| | 1993-1997 | JEEP CHEROKEE | 4.0L L6 242 CID |
| | 1994-2001 | JEEP CHEROKEE | 4.0L L6 242 CID |
| | 1997-2002 | JEEP WRANGLER | 2.5L L4 150 CID |
| | 1998-2001 | JEEP CHEROKEE | 4.0L L6 242 CID |
| | 2003-2006 | JEEP WRANGLER | 2.4L L4 148 CID |
| 22149 | 1987 | CHEVROLET G10 | 4.3L V6 262 CID |
| | 1987 | CHEVROLET G10 | 5.0L V8 305 CID |
| | 1987 | CHEVROLET G10 | 5.7L V8 350 CID |
| | 1988 | CHEVROLET C1500 | 5.0L V8 305 CID |
| | 1988 | GMC C1500 | 5.0L V8 305 CID |
| | 1992 | CHEVROLET C1500 | 5.0L V8 305 CID |
| | 1992 | CHEVROLET C2500 | 5.0L V8 305 CID |
| | 1992 | CHEVROLET K1500 | 5.0L V8 305 CID |
| | 1992 | CHEVROLET K2500 | 5.0L V8 305 CID |
| | 1993 | GMC K1500 | 5.0L V8 305 CID |
| | 1994 | CHEVROLET BLAZER | 5.7L V8 350 CID |
| | 1994 | CHEVROLET C1500 SUBURBAN | 5.7L V8 350 CID |
| | 1994 | CHEVROLET C2500 SUBURBAN | 5.7L V8 350 CID |
| | 1994 | CHEVROLET K1500 SUBURBAN | 5.7L V8 350 CID |
| | 1994 | CHEVROLET K2500 SUBURBAN | 5.7L V8 350 CID |
| | 1994 | GMC C3500 | 5.7L V8 350 CID |
| | 1994 | GMC YUKON | 5.7L V8 350 CID |
| | 1995 | CHEVROLET C1500 SUBURBAN | 5.7L V8 350 CID |
| | 1995 | CHEVROLET C2500 SUBURBAN | 5.7L V8 350 CID |
| | 1995 | CHEVROLET K1500 SUBURBAN | 5.7L V8 350 CID |
| | 1995 | CHEVROLET K2500 SUBURBAN | 5.7L V8 350 CID |
| | 1995 | CHEVROLET TAHOE | 5.7L V8 350 CID |
| | 1995 | GMC C1500 SUBURBAN | 5.7L V8 350 CID |
| | 1995 | GMC C2500 SUBURBAN | 5.7L V8 350 CID |
| | 1995 | GMC K1500 | 4.3L V6 262 CID |
| | 1995 | GMC K1500 | 5.0L V8 305 CID |
| | 1995 | GMC K1500 | 5.7L V8 350 CID |
| | 1995 | GMC K1500 SUBURBAN | 5.7L V8 350 CID |
| | 1995 | GMC K2500 SUBURBAN | 5.7L V8 350 CID |
| | 1995 | GMC YUKON | 5.7L V8 350 CID |
| | 1987-1988 | CHEVROLET G10 | 5.7L V8 350 CID |
| | 1987-1988 | CHEVROLET G20 | 5.7L V8 350 CID |
| | 1987-1988 | GMC G1500 | 5.7L V8 350 CID |
| | 1987-1988 | GMC G2500 | 5.7L V8 350 CID |
| | 1987-1989 | CHEVROLET G10 | 4.3L V6 262 CID |
| | 1987-1989 | CHEVROLET G10 | 5.0L V8 305 CID |
| | 1987-1989 | CHEVROLET G20 | 4.3L V6 262 CID |
| | 1987-1989 | CHEVROLET G20 | 5.0L V8 305 CID |
| | 1987-1989 | CHEVROLET G30 | 4.3L V6 262 CID |
| | 1987-1989 | CHEVROLET G30 | 5.7L V8 350 CID |
| | 1987-1989 | GMC G1500 | 4.3L V6 262 CID |
| | 1987-1989 | GMC G1500 | 5.0L V8 305 CID |
| | 1987-1989 | GMC G2500 | 4.3L V6 262 CID |
| | 1987-1989 | GMC G2500 | 5.0L V8 305 CID |
| | 1987-1989 | GMC G3500 | 4.3L V6 262 CID |
| 1987-1989 | GMC G3500 | 5.7L V8 350 CID | |
| 1989-1990 | CHEVROLET CAPRICE | 4.3L V6 262 CID | |
| 1989-1990 | CHEVROLET CAPRICE | 5.0L V8 305 CID | |
| 1991-1992 | JEEP WRANGLER | 4.0L L6 242 CID | |
| 1991-1993 | JEEP WRANGLER | 4.0L L6 242 CID | |
| 1991-1994 | JEEP WRANGLER | 4.0L L6 242 CID | |
| 1991-1995 | JEEP WRANGLER | 4.0L L6 242 CID | |
| 1992-1993 | GMC C1500 | 5.0L V8 305 CID | |
| 1992-1993 | GMC C2500 | 5.0L V8 305 CID | |

| USMW | Years | Application | Engine |
|--------------|-----------|---------------------------|------------------------|
| 22149 | 1992-1993 | GMC K1500 | 5.0L V8 305 CID |
| | 1992-1993 | GMC K2500 | 5.0L V8 305 CID |
| | 1992-1995 | CHEVROLET C1500 | 5.0L V8 305 CID |
| | 1992-1995 | CHEVROLET C2500 | 5.0L V8 305 CID |
| | 1992-1995 | CHEVROLET K1500 | 5.0L V8 305 CID |
| | 1992-1995 | CHEVROLET K2500 | 5.0L V8 305 CID |
| | 1992-1995 | GMC C1500 | 5.0L V8 305 CID |
| | 1992-1995 | GMC C2500 | 5.0L V8 305 CID |
| | 1992-1995 | GMC K1500 | 5.0L V8 305 CID |
| | 1992-1995 | GMC K2500 | 5.0L V8 305 CID |
| | 1993-1995 | CHEVROLET C1500 | 5.0L V8 305 CID |
| | 1994-1995 | CHEVROLET C1500 | 4.3L V6 262 CID |
| | 1994-1995 | CHEVROLET C1500 | 5.0L V8 305 CID |
| | 1994-1995 | CHEVROLET C1500 | 5.7L V8 350 CID |
| | 1994-1995 | CHEVROLET C1500 SUBURBAN | 5.7L V8 350 CID |
| | 1994-1995 | CHEVROLET C2500 | 4.3L V6 262 CID |
| | 1994-1995 | CHEVROLET C2500 | 5.0L V8 305 CID |
| | 1994-1995 | CHEVROLET C2500 | 5.7L V8 350 CID |
| | 1994-1995 | CHEVROLET C2500 SUBURBAN | 5.7L V8 350 CID |
| | 1994-1995 | CHEVROLET C3500 | 5.7L V8 350 CID |
| | 1994-1995 | CHEVROLET K1500 | 4.3L V6 262 CID |
| | 1994-1995 | CHEVROLET K1500 | 5.0L V8 305 CID |
| | 1994-1995 | CHEVROLET K1500 | 5.7L V8 350 CID |
| | 1994-1995 | CHEVROLET K1500 SUBURBAN | 5.7L V8 350 CID |
| | 1994-1995 | CHEVROLET K2500 | 4.3L V6 262 CID |
| | 1994-1995 | CHEVROLET K2500 | 5.0L V8 305 CID |
| | 1994-1995 | CHEVROLET K2500 | 5.7L V8 350 CID |
| | 1994-1995 | CHEVROLET K2500 SUBURBAN | 5.7L V8 350 CID |
| | 1994-1995 | CHEVROLET K3500 | 5.7L V8 350 CID |
| | 1994-1995 | GMC C1500 | 4.3L V6 262 CID |
| | 1994-1995 | GMC C1500 | 5.0L V8 305 CID |
| | 1994-1995 | GMC C1500 | 5.7L V8 350 CID |
| | 1994-1995 | GMC C1500 SUBURBAN | 5.7L V8 350 CID |
| | 1994-1995 | GMC C2500 | 4.3L V6 262 CID |
| | 1994-1995 | GMC C2500 | 5.0L V8 305 CID |
| | 1994-1995 | GMC C2500 | 5.7L V8 350 CID |
| | 1994-1995 | GMC C2500 SUBURBAN | 5.7L V8 350 CID |
| | 1994-1995 | GMC K1500 | 4.3L V6 262 CID |
| | 1994-1995 | GMC K1500 | 5.0L V8 305 CID |
| | 1994-1995 | GMC K1500 | 5.7L V8 350 CID |
| | 1994-1995 | GMC K1500 SUBURBAN | 5.7L V8 350 CID |
| | 1994-1995 | GMC K2500 | 4.3L V6 262 CID |
| | 1994-1995 | GMC K2500 | 5.0L V8 305 CID |
| | 1994-1995 | GMC K2500 | 5.7L V8 350 CID |
| | 1994-1995 | GMC K2500 SUBURBAN | 5.7L V8 350 CID |
| | 1994-1995 | GMC K3500 | 5.7L V8 350 CID |
| | 1994-1995 | GMC YUKON | 5.7L V8 350 CID |
| | 1994-1995 | JEEP WRANGLER | 4.0L L6 242 CID |
| | 1994-2000 | JEEP CHEROKEE | 2.5L L4 150 CID |
| | 1997-1999 | JEEP WRANGLER | 4.0L L6 242 CID |
| 22150 | 2004 | DODGE DAKOTA | 3.7L V6 226 CID |
| | 2011 | RAM 1500 | 4.7L V8 285 CID |
| | 2012 | RAM 1500 | 4.7L V8 285 CID |
| | 2013 | RAM 1500 | 4.7L V8 285 CID |
| | 2009-2010 | DODGE RAM 1500 | 4.7L V8 285 CID |
| 22151 | 1992 | JEEP GRAND CHEROKEE (MEX) | 5.2L V8 5215cc 318 CID |
| | 1992 | LAND ROVER RANGE ROVER | 3.9L V8 3947cc |
| | 1993 | DODGE D150 | 5.9L V8 360 CID |
| | 1993 | DODGE D250 | 5.9L V8 360 CID |
| | 1993 | DODGE D350 | 5.9L V8 360 CID |
| | 1993 | DODGE RAMCHARGER | 5.9L V8 360 CID |
| | 1993 | DODGE W150 | 5.9L V8 360 CID |
| | 1993 | DODGE W250 | 5.9L V8 360 CID |
| | 1993 | DODGE W350 | 5.9L V8 360 CID |
| | 1993 | LAND ROVER RANGE ROVER | 3.9L V8 3950cc |
| | 1995 | LAND ROVER RANGE ROVER | 3.9L V8 3950cc |
| | 1995 | LAND ROVER RANGE ROVER | 4.2L V8 4200cc |
| | 1996 | LAND ROVER DISCOVERY | 4.0L V8 3950cc |
| | 1997 | LAND ROVER DEFENDER 90 | 4.0L V8 3950cc |

| USMW | Years | Application | Engine |
|--------------|-----------|------------------------|------------------------|
| | 1997 | LAND ROVER DISCOVERY | 4.0L V8 3950cc |
| | 1998 | LAND ROVER DISCOVERY | 4.0L V8 3950cc |
| | 1999 | LAND ROVER DISCOVERY | 4.0L V8 3950cc |
| | 2002 | JEEP GRAND CHEROKEE | 4.0L L6 242 CID |
| | 2004 | JEEP GRAND CHEROKEE | 4.0L L6 242 CID |
| | 2005 | JEEP LIBERTY | 3.7L V6 226 CID |
| | 2006 | JEEP LIBERTY | 3.7L V6 226 CID |
| | 1992-1993 | DODGE D150 | 3.9L V6 3906cc 239 CID |
| | 1992-1993 | DODGE D150 | 5.2L V8 5211cc 318 CID |
| | 1992-1993 | DODGE D250 | 3.9L V6 3906cc 239 CID |
| | 1992-1993 | DODGE D250 | 5.2L V8 5211cc 318 CID |
| | 1992-1993 | DODGE DAKOTA | 3.9L V6 3906cc 239 CID |
| | 1992-1993 | DODGE DAKOTA | 5.2L V8 5211cc 318 CID |
| | 1992-1993 | DODGE RAMCHARGER | 5.2L V8 5211cc 318 CID |
| | 1992-1993 | DODGE W150 | 3.9L V6 3906cc 239 CID |
| | 1992-1993 | DODGE W150 | 5.2L V8 5211cc 318 CID |
| | 1992-1993 | DODGE W250 | 5.2L V8 5211cc 318 CID |
| | 1992-1996 | DODGE DAKOTA | 3.9L V6 3906cc 239 CID |
| | 1992-1996 | DODGE DAKOTA | 5.2L V8 5211cc 318 CID |
| | 1993-1967 | DODGE D350 | 5.9L V8 5900cc 360 CID |
| | 1993-1994 | LAND ROVER RANGE ROVER | 3.9L V8 3950cc |
| | 1993-1995 | LAND ROVER RANGE ROVER | 4.2L V8 4200cc |
| | 1994-1995 | LAND ROVER DISCOVERY | 3.9L V8 3950cc |
| | 1994-1996 | DODGE DAKOTA | 3.9L V6 3906cc 239 CID |
| | 1994-1996 | DODGE DAKOTA | 5.2L V8 5211cc 318 CID |
| | 1994-1996 | DODGE RAMCHARGER (MEX) | 5.0L V8 5900cc 360 CID |
| | 1996-1997 | LAND ROVER DISCOVERY | 4.0L V8 3950cc |
| | 1997-1998 | LAND ROVER DISCOVERY | 4.0L V8 3950cc |
| | 1999-2000 | JEEP GRAND CHEROKEE | 4.7L V8 287 CID |
| | 1999-2004 | JEEP GRAND CHEROKEE | 4.0L L6 242 CID |
| | 2004-2006 | JEEP LIBERTY | 3.7L V6 226 CID |
| | 2004-2008 | JEEP LIBERTY | 3.7L V6 226 CID |
| 22152 | 2003 | JEEP LIBERTY | 3.7L V6 226 CID |
| | 2006 | JEEP COMMANDER | 4.7L V8 285 CID |
| | 2006 | JEEP GRAND CHEROKEE | 4.7L V8 285 CID |
| | 2007 | JEEP COMMANDER | 4.7L V8 285 CID |
| | 2009 | DODGE NITRO | 3.7L V6 226 CID |
| | 2009 | DODGE NITRO | 4.0L V6 3952cc 241 CID |
| | 2010 | JEEP COMMANDER | 3.7L V6 226 CID |
| | 2010 | JEEP GRAND CHEROKEE | 3.7L V6 226 CID |
| | 2011 | DODGE NITRO | 3.7L V6 226 CID |
| | 2012 | JEEP LIBERTY | 3.7L V6 226 CID |
| | 2002-2012 | JEEP LIBERTY | 3.7L V6 226 CID |
| | 2005-2006 | JEEP LIBERTY | 2.8L L4 2768cc 171 CID |
| | 2005-2009 | JEEP GRAND CHEROKEE | 4.7L V8 285 CID |
| | 2007-2008 | JEEP GRAND CHEROKEE | 4.7L V8 285 CID |
| | 2008-2009 | JEEP COMMANDER | 4.7L V8 285 CID |
| | 2009-2011 | DODGE NITRO | 3.7L V6 226 CID |
| | 2010-2011 | DODGE NITRO | 3.7L V6 226 CID |
| | 2010-2011 | DODGE NITRO | 4.0L V6 3952cc 241 CID |
| | 2010-2011 | JEEP LIBERTY | 3.7L V6 226 CID |
| 22153 | 1987 | CHEVROLET G10 | 4.3L V6 262 CID |
| | 1987 | CHEVROLET G10 | 5.0L V8 305 CID |
| | 1987 | CHEVROLET G10 | 5.7L V8 350 CID |
| | 1987 | GMC SAFARI | 4.3L V6 262 CID |
| | 1988 | GMC S15 | 4.3L V6 262 CID |
| | 1989 | CHEVROLET R2500 | 5.7L V8 350 CID |
| | 1989 | GMC R1500 SUBURBAN | 5.7L V8 350 CID |
| | 1989 | GMC R2500 | 5.7L V8 350 CID |
| | 1989 | GMC R2500 SUBURBAN | 5.7L V8 350 CID |
| | 1989 | GMC V1500 SUBURBAN | 5.7L V8 350 CID |
| | 1989 | GMC V2500 SUBURBAN | 5.7L V8 350 CID |
| | 1990 | GMC R1500 SUBURBAN | 5.7L V8 350 CID |
| | 1990 | GMC R2500 SUBURBAN | 5.7L V8 350 CID |
| | 1990 | GMC V1500 SUBURBAN | 5.7L V8 350 CID |
| | 1990 | GMC V2500 SUBURBAN | 5.7L V8 350 CID |
| | 1991 | CHEVROLET K1500 | 4.3L V6 262 CID |
| | 1991 | CHEVROLET K1500 | 5.0L V8 305 CID |
| | 1991 | CHEVROLET K1500 | 5.7L V8 350 CID |

| USMW | Years | Application | Engine |
|-------|-----------|--------------------------|------------------------|
| 22153 | 1991 | CHEVROLET S10 | 4.3L V6 262 CID |
| | 1991 | CHEVROLET S10 BLAZER | 4.3L V6 262 CID |
| | 1991 | GMC S15 JIMMY | 4.3L V6 262 CID |
| | 1992 | CHEVROLET C1500 | 5.7L V8 350 CID |
| | 1992 | GMC SONOMA | 4.3L V6 262 CID |
| | 1993 | GMC K1500 | 4.3L V6 262 CID |
| | 1993 | GMC K1500 | 5.0L V8 305 CID |
| | 1993 | GMC K1500 | 5.7L V8 350 CID |
| | 1993 | GMC SAFARI | 4.3L V6 262 CID |
| | 1993 | GMC SONOMA | 4.3L V6 262 CID |
| | 1993 | GMC YUKON | 5.7L V8 350 CID |
| | 1994 | CHEVROLET BLAZER | 5.7L V8 350 CID |
| | 1994 | CHEVROLET S10 BLAZER | 4.3L V6 262 CID |
| | 1995 | CHEVROLET BLAZER | 4.3L V6 262 CID |
| | 1995 | CHEVROLET C1500 SUBURBAN | 5.7L V8 350 CID |
| | 1995 | CHEVROLET C2500 SUBURBAN | 5.7L V8 350 CID |
| | 1995 | CHEVROLET K1500 SUBURBAN | 5.7L V8 350 CID |
| | 1995 | CHEVROLET K2500 SUBURBAN | 5.7L V8 350 CID |
| | 1995 | CHEVROLET TAHOE | 5.7L V8 350 CID |
| | 1995 | GMC C1500 SUBURBAN | 5.7L V8 350 CID |
| | 1995 | GMC C2500 SUBURBAN | 5.7L V8 350 CID |
| | 1995 | GMC JIMMY | 4.3L V6 262 CID |
| | 1995 | GMC K1500 | 4.3L V6 262 CID |
| | 1995 | GMC K1500 | 5.0L V8 305 CID |
| | 1995 | GMC K1500 | 5.7L V8 350 CID |
| | 1995 | GMC K1500 SUBURBAN | 5.7L V8 350 CID |
| | 1995 | GMC K2500 SUBURBAN | 5.7L V8 350 CID |
| | 1995 | GMC YUKON | 5.7L V8 350 CID |
| | 1996 | ISUZU HOMBRE | 2.2L L4 2180cc |
| | 1987-1989 | CHEVROLET ASTRO | 4.3L V6 262 CID |
| | 1987-1989 | GMC SAFARI | 4.3L V6 262 CID |
| | 1987-1993 | CHEVROLET G10 | 5.7L V8 350 CID |
| | 1987-1993 | CHEVROLET G30 | 4.3L V6 262 CID |
| | 1987-1993 | GMC G1500 | 4.3L V6 262 CID |
| | 1987-1993 | GMC G1500 | 5.7L V8 350 CID |
| | 1987-1995 | CHEVROLET G10 | 4.3L V6 262 CID |
| | 1987-1995 | CHEVROLET G10 | 5.0L V8 305 CID |
| | 1987-1995 | CHEVROLET G20 | 4.3L V6 262 CID |
| | 1987-1995 | CHEVROLET G20 | 5.0L V8 305 CID |
| | 1987-1995 | CHEVROLET G30 | 4.3L V6 262 CID |
| | 1987-1995 | GMC G1500 | 4.3L V6 262 CID |
| | 1987-1995 | GMC G1500 | 5.0L V8 305 CID |
| | 1987-1995 | GMC G2500 | 4.3L V6 262 CID |
| | 1987-1995 | GMC G2500 | 5.0L V8 305 CID |
| | 1987-1995 | GMC G3500 | 4.3L V6 262 CID |
| | 1988-1989 | CHEVROLET S10 | 4.3L V6 262 CID |
| | 1988-1989 | CHEVROLET S10 BLAZER | 4.3L V6 262 CID |
| | 1988-1989 | GMC S15 JIMMY | 4.3L V6 262 CID |
| | 1988-1990 | CHEVROLET S10 | 4.3L V6 262 CID |
| | 1988-1990 | GMC S15 | 4.3L V6 262 CID |
| | 1988-1990 | GMC S15 JIMMY | 4.3L V6 262 CID |
| | 1988-1991 | CHEVROLET C1500 | 5.7L V8 350 CID |
| | 1988-1991 | CHEVROLET C2500 (MEX) | 5.7L V8 5700cc 350 CID |
| | 1988-1991 | CHEVROLET S10 BLAZER | 4.3L V6 262 CID |
| | 1988-1991 | GMC C2500 (MEX) | 5.7L V8 5700cc 350 CID |
| | 1988-1991 | GMC C3500 (MEX) | 5.7L V8 5700cc 350 CID |
| | 1988-1991 | GMC S15 JIMMY | 4.3L V6 262 CID |
| | 1988-1992 | CHEVROLET C1500 | 4.3L V6 262 CID |
| | 1988-1992 | CHEVROLET C1500 | 5.0L V8 305 CID |
| | 1988-1992 | CHEVROLET C2500 | 4.3L V6 262 CID |
| | 1988-1992 | CHEVROLET C2500 | 5.0L V8 305 CID |
| | 1988-1992 | CHEVROLET C2500 | 5.7L V8 350 CID |
| | 1988-1992 | CHEVROLET C3500 | 5.7L V8 350 CID |
| | 1988-1992 | CHEVROLET K1500 | 4.3L V6 262 CID |
| | 1988-1992 | CHEVROLET K1500 | 5.0L V8 305 CID |
| | 1988-1992 | CHEVROLET K1500 | 5.7L V8 350 CID |
| | 1988-1992 | CHEVROLET K2500 | 4.3L V6 262 CID |
| | 1988-1992 | CHEVROLET K2500 | 5.0L V8 305 CID |
| | 1988-1992 | CHEVROLET K2500 | 5.7L V8 350 CID |

| USMW | Years | Application | Engine |
|------|-----------|--------------------------|------------------------|
| | 1988-1992 | CHEVROLET K3500 | 5.7L V8 350 CID |
| | 1988-1992 | CHEVROLET S10 | 4.3L V6 262 CID |
| | 1988-1992 | CHEVROLET S10 BLAZER | 4.3L V6 262 CID |
| | 1988-1993 | CHEVROLET C2500 | 5.7L V8 350 CID |
| | 1988-1993 | CHEVROLET K2500 | 5.7L V8 350 CID |
| | 1988-1993 | CHEVROLET S10 | 4.3L V6 262 CID |
| | 1988-1993 | GMC C1500 | 4.3L V6 262 CID |
| | 1988-1993 | GMC C1500 | 5.0L V8 305 CID |
| | 1988-1993 | GMC C1500 | 5.7L V8 350 CID |
| | 1988-1993 | GMC C2500 | 4.3L V6 262 CID |
| | 1988-1993 | GMC C2500 | 5.0L V8 305 CID |
| | 1988-1993 | GMC C2500 | 5.7L V8 350 CID |
| | 1988-1993 | GMC C2500 | 5.7L V8 350 CID |
| | 1988-1993 | GMC C3500 | 5.7L V8 350 CID |
| | 1988-1993 | GMC K1500 | 4.3L V6 262 CID |
| | 1988-1993 | GMC K1500 | 5.0L V8 305 CID |
| | 1988-1993 | GMC K1500 | 5.7L V8 350 CID |
| | 1988-1993 | GMC K2500 | 4.3L V6 262 CID |
| | 1988-1993 | GMC K2500 | 5.0L V8 305 CID |
| | 1988-1993 | GMC K2500 | 5.7L V8 350 CID |
| | 1988-1993 | GMC K3500 | 5.7L V8 350 CID |
| | 1988-1995 | CHEVROLET C1500 | 4.3L V6 262 CID |
| | 1988-1995 | CHEVROLET C1500 | 5.0L V8 305 CID |
| | 1988-1995 | CHEVROLET C2500 | 4.3L V6 262 CID |
| | 1988-1995 | CHEVROLET C2500 | 5.0L V8 305 CID |
| | 1988-1995 | CHEVROLET C3500 | 5.7L V8 350 CID |
| | 1988-1995 | CHEVROLET K1500 | 4.3L V6 262 CID |
| | 1988-1995 | CHEVROLET K1500 | 5.0L V8 305 CID |
| | 1988-1995 | CHEVROLET K1500 | 5.7L V8 350 CID |
| | 1988-1995 | CHEVROLET K2500 | 4.3L V6 262 CID |
| | 1988-1995 | CHEVROLET K2500 | 5.0L V8 305 CID |
| | 1988-1995 | CHEVROLET K2500 | 5.7L V8 350 CID |
| | 1988-1995 | GMC C1500 | 4.3L V6 262 CID |
| | 1988-1995 | GMC C1500 | 5.0L V8 305 CID |
| | 1988-1995 | GMC C2500 | 4.3L V6 262 CID |
| | 1988-1995 | GMC C2500 | 5.0L V8 305 CID |
| | 1988-1995 | GMC C3500 | 5.7L V8 350 CID |
| | 1988-1995 | GMC K1500 | 4.3L V6 262 CID |
| | 1988-1995 | GMC K1500 | 5.0L V8 305 CID |
| | 1988-1995 | GMC K1500 | 5.7L V8 350 CID |
| | 1988-1995 | GMC K2500 | 4.3L V6 262 CID |
| | 1988-1995 | GMC K2500 | 5.0L V8 305 CID |
| | 1988-1995 | GMC K3500 | 5.7L V8 350 CID |
| | 1989-1990 | GMC JIMMY | 5.7L V8 350 CID |
| | 1989-1991 | CHEVROLET BLAZER | 5.7L V8 350 CID |
| | 1989-1991 | CHEVROLET C3500 (MEX) | 5.7L V8 5700cc 350 CID |
| | 1989-1991 | CHEVROLET R1500 SUBURBAN | 5.7L V8 350 CID |
| | 1989-1991 | CHEVROLET R2500 SUBURBAN | 5.7L V8 350 CID |
| | 1989-1991 | CHEVROLET V1500 SUBURBAN | 5.7L V8 350 CID |
| | 1989-1991 | CHEVROLET V2500 SUBURBAN | 5.7L V8 350 CID |
| | 1989-1991 | GMC JIMMY | 5.7L V8 350 CID |
| | 1989-1991 | GMC R1500 SUBURBAN | 5.7L V8 350 CID |
| | 1989-1991 | GMC R2500 SUBURBAN | 5.7L V8 350 CID |
| | 1989-1991 | GMC V1500 SUBURBAN | 5.7L V8 350 CID |
| | 1989-1991 | GMC V2500 SUBURBAN | 5.7L V8 350 CID |
| | 1990-1991 | CHEVROLET C1500 | 5.7L V8 350 CID |
| | 1990-1992 | CHEVROLET G20 | 5.7L V8 350 CID |
| | 1990-1992 | GMC G2500 | 5.7L V8 350 CID |
| | 1990-1994 | CHEVROLET ASTRO | 4.3L V6 262 CID |
| | 1990-1994 | GMC SAFARI | 4.3L V6 262 CID |
| | 1990-1995 | CHEVROLET C1500 | 4.3L V6 262 CID |
| | 1990-1995 | CHEVROLET C1500 | 5.0L V8 305 CID |
| | 1990-1995 | CHEVROLET K1500 | 4.3L V6 262 CID |
| | 1990-1995 | CHEVROLET K1500 | 5.0L V8 305 CID |
| | 1990-1995 | CHEVROLET K1500 | 5.7L V8 350 CID |
| | 1991-1993 | GMC SONOMA | 4.3L V6 262 CID |
| | 1991-1994 | OLDSMOBILE BRAVADA | 4.3L V6 262 CID |
| | 1992-1993 | CHEVROLET BLAZER | 5.7L V8 350 CID |
| | 1992-1993 | CHEVROLET C1500 | 5.7L V8 350 CID |

FAN CLUTCHES

| USMW | Years | Application | Engine |
|--------------|---------------|---------------------------|------------------------|
| 22153 | 1992-1993 | CHEVROLET S10 | 4.3L V6 262 CID |
| | 1992-1994 | CHEVROLET BLAZER | 5.7L V8 350 CID |
| | 1992-1994 | CHEVROLET C1500 SUBURBAN | 5.7L V8 350 CID |
| | 1992-1994 | CHEVROLET C2500 SUBURBAN | 5.7L V8 350 CID |
| | 1992-1994 | CHEVROLET K1500 SUBURBAN | 5.7L V8 350 CID |
| | 1992-1994 | CHEVROLET K2500 SUBURBAN | 5.7L V8 350 CID |
| | 1992-1994 | CHEVROLET S10 BLAZER | 4.3L V6 262 CID |
| | 1992-1994 | GMC JIMMY | 4.3L V6 262 CID |
| | 1992-1994 | GMC YUKON | 5.7L V8 350 CID |
| | 1992-1995 | CHEVROLET C1500 SUBURBAN | 5.7L V8 350 CID |
| | 1992-1995 | CHEVROLET C2500 SUBURBAN | 5.7L V8 350 CID |
| | 1992-1995 | CHEVROLET K1500 SUBURBAN | 5.7L V8 350 CID |
| | 1992-1995 | CHEVROLET K2500 SUBURBAN | 5.7L V8 350 CID |
| | 1992-1995 | GMC C1500 SUBURBAN | 5.7L V8 350 CID |
| | 1992-1995 | GMC C2500 SUBURBAN | 5.7L V8 350 CID |
| | 1992-1995 | GMC K1500 SUBURBAN | 5.7L V8 350 CID |
| | 1992-1995 | GMC K2500 SUBURBAN | 5.7L V8 350 CID |
| | 1992-1995 | GMC YUKON | 5.7L V8 350 CID |
| | 1993-1994 | GMC JIMMY | 4.3L V6 262 CID |
| | 1994-1995 | CHEVROLET C1500 | 4.3L V6 262 CID |
| | 1994-1995 | CHEVROLET C1500 | 5.0L V8 305 CID |
| | 1994-1995 | CHEVROLET C1500 | 5.7L V8 350 CID |
| | 1994-1995 | CHEVROLET C2500 | 4.3L V6 262 CID |
| | 1994-1995 | CHEVROLET C2500 | 5.0L V8 305 CID |
| | 1994-1995 | CHEVROLET C2500 | 5.7L V8 350 CID |
| | 1994-1995 | CHEVROLET C3500 | 5.7L V8 350 CID |
| | 1994-1995 | CHEVROLET K1500 | 4.3L V6 262 CID |
| | 1994-1995 | CHEVROLET K1500 | 5.0L V8 305 CID |
| | 1994-1995 | CHEVROLET K1500 | 5.7L V8 350 CID |
| | 1994-1995 | CHEVROLET K2500 | 4.3L V6 262 CID |
| | 1994-1995 | CHEVROLET K2500 | 5.0L V8 305 CID |
| | 1994-1995 | CHEVROLET K2500 | 5.7L V8 350 CID |
| | 1994-1995 | CHEVROLET K3500 | 5.7L V8 350 CID |
| | 1994-1995 | CHEVROLET LLV | 2.2L L4 2190cc 134 CID |
| | 1994-1995 | CHEVROLET S10 | 4.3L V6 262 CID |
| | 1994-1995 | CHEVROLET SILVERADO (MEX) | 5.7L V8 5700cc 350 CID |
| | 1994-1995 | GMC C1500 | 4.3L V6 262 CID |
| | 1994-1995 | GMC C1500 | 5.0L V8 305 CID |
| | 1994-1995 | GMC C1500 | 5.7L V8 350 CID |
| | 1994-1995 | GMC C2500 | 4.3L V6 262 CID |
| | 1994-1995 | GMC C2500 | 5.0L V8 305 CID |
| | 1994-1995 | GMC C2500 | 5.7L V8 350 CID |
| | 1994-1995 | GMC C3500 | 5.7L V8 350 CID |
| | 1994-1995 | GMC K1500 | 4.3L V6 262 CID |
| | 1994-1995 | GMC K1500 | 5.0L V8 305 CID |
| | 1994-1995 | GMC K1500 | 5.7L V8 350 CID |
| | 1994-1995 | GMC K2500 | 4.3L V6 262 CID |
| 1994-1995 | GMC K2500 | 5.0L V8 305 CID | |
| 1994-1995 | GMC K2500 | 5.7L V8 350 CID | |
| 1994-1995 | GMC K3500 | 5.7L V8 350 CID | |
| 1994-1995 | GMC SONOMA | 4.3L V6 262 CID | |
| 1994-1996 | CHEVROLET S10 | 2.2L L4 2190cc 134 CID | |
| 1994-1996 | GMC SONOMA | 2.2L L4 2190cc 134 CID | |
| 22154 | 1988 | CHEVROLET C2500 | 6.2L V8 379 CID |
| | 1988 | CHEVROLET K2500 | 6.2L V8 379 CID |
| | 1991 | CHEVROLET K1500 | 6.2L V8 379 CID |
| | 1993 | GMC K1500 | 6.2L V8 379 CID |
| | 1988-1992 | CHEVROLET C1500 | 6.2L V8 379 CID |
| | 1988-1992 | CHEVROLET C3500 | 6.2L V8 379 CID |
| | 1988-1992 | CHEVROLET K1500 | 6.2L V8 379 CID |
| | 1988-1992 | CHEVROLET K3500 | 6.2L V8 379 CID |
| | 1988-1993 | CHEVROLET C1500 | 6.2L V8 379 CID |
| | 1988-1993 | CHEVROLET C3500 | 6.2L V8 379 CID |
| | 1988-1993 | CHEVROLET K1500 | 6.2L V8 379 CID |
| | 1988-1993 | CHEVROLET K3500 | 6.2L V8 379 CID |
| | 1988-1993 | GMC C1500 | 6.2L V8 379 CID |
| | 1988-1993 | GMC C2500 | 6.2L V8 379 CID |
| | 1988-1993 | GMC C3500 | 6.2L V8 379 CID |
| | 1988-1993 | GMC K1500 | 6.2L V8 379 CID |

| USMW | Years | Application | Engine | |
|--------------|---------------------------|---------------------------------|------------------------|------------------------|
| | 1988-1993 | GMC K2500 | 6.2L V8 379 CID | |
| | 1988-1993 | GMC K3500 | 6.2L V8 379 CID | |
| | 1989-1992 | CHEVROLET C2500 | 6.2L V8 379 CID | |
| | 1989-1992 | CHEVROLET K2500 | 6.2L V8 379 CID | |
| | 1989-1993 | CHEVROLET C2500 | 6.2L V8 379 CID | |
| | 1989-1993 | CHEVROLET K2500 | 6.2L V8 379 CID | |
| | 1990-1993 | CHEVROLET C1500 | 6.2L V8 379 CID | |
| | 1990-1993 | CHEVROLET K1500 | 6.2L V8 379 CID | |
| | 1994-1995 | CHEVROLET G20 | 6.5L V8 395 CID | |
| | 1994-1995 | GMC G2500 | 6.5L V8 395 CID | |
| | 1994-1996 | AM GENERAL HUMMER | 6.5L V8 395 CID | |
| | 1994-1996 | CHEVROLET G30 | 6.5L V8 395 CID | |
| | 1994-1996 | GMC G3500 | 6.5L V8 395 CID | |
| | 1994-1999 | CHEVROLET P30 | 6.5L V8 395 CID | |
| | 1994-1999 | GMC P3500 | 6.5L V8 395 CID | |
| | 1995-1996 | GMC G3500 | 6.5L V8 395 CID | |
| | 22155 | 1995 | FORD F-250 | 4.9L L6 4917cc 300 CID |
| | | 1992-1993 | FORD E-150 ECONOLINE | 4.9L L6 4917cc 300 CID |
| 1992-1993 | | FORD E-350 ECONOLINE CLUB WAGON | 4.9L L6 4917cc 300 CID | |
| 1992-1994 | | FORD E-150 ECONOLINE | 4.9L L6 4917cc 300 CID | |
| 1992-1996 | | FORD E-150 ECONOLINE CLUB WAGON | 4.9L L6 4917cc 300 CID | |
| 1992-1996 | | FORD E-250 ECONOLINE | 4.9L L6 4917cc 300 CID | |
| 1992-1996 | | FORD E-350 ECONOLINE | 4.9L L6 4917cc 300 CID | |
| 1992-1996 | | FORD E-350 ECONOLINE CLUB WAGON | 4.9L L6 4917cc 300 CID | |
| 1993-1994 | | FORD F-150 | 4.9L L6 4917cc 300 CID | |
| 1993-1994 | | FORD F-250 | 4.9L L6 4917cc 300 CID | |
| 1993-1994 | | FORD F-350 | 4.9L L6 4917cc 300 CID | |
| 1993-1996 | | FORD E-150 ECONOLINE | 4.9L L6 4917cc 300 CID | |
| 1994-1996 | | FORD E-350 ECONOLINE CLUB WAGON | 4.9L L6 4917cc 300 CID | |
| 1995-1996 | | FORD F-150 | 4.9L L6 4917cc 300 CID | |
| 1995-1996 | FORD F-250 | 4.9L L6 4917cc 300 CID | | |
| 22157 | 2001 | CHEVROLET SILVERADO 2500 HD | 6.0L V8 5967cc 364 CID | |
| | 2001 | GMC SIERRA 1500 | 6.0L V8 5967cc 364 CID | |
| | 2002 | CHEVROLET SILVERADO 1500 | 4.3L V6 262 CID | |
| | 2002 | CHEVROLET SILVERADO 2500 HD | 6.0L V8 5967cc 364 CID | |
| | 2002 | GMC SIERRA 1500 | 4.3L V6 262 CID | |
| | 2002 | GMC SIERRA 2500 | 6.0L V8 5967cc 364 CID | |
| | 2002 | GMC SIERRA 2500 HD | 6.0L V8 5967cc 364 CID | |
| | 2002 | GMC SIERRA 3500 | 6.0L V8 5967cc 364 CID | |
| | 2003 | CHEVROLET AVALANCHE 1500 | 5.3L V8 5328cc 325 CID | |
| | 2003 | GMC SIERRA 1500 | 4.3L V6 262 CID | |
| | 2004 | CHEVROLET AVALANCHE 1500 | 5.3L V8 5328cc 325 CID | |
| | 2004 | CHEVROLET SILVERADO 1500 | 4.3L V6 262 CID | |
| | 2004 | CHEVROLET SILVERADO 1500 | 4.8L V8 294 CID | |
| | 2004 | CHEVROLET SILVERADO 1500 | 5.3L V8 5328cc 325 CID | |
| | 2004 | CHEVROLET SILVERADO 2500 | 6.0L V8 5967cc 364 CID | |
| | 2004 | CHEVROLET SILVERADO 3500 | 6.0L V8 5967cc 364 CID | |
| | 2004 | CHEVROLET SUBURBAN 1500 | 5.3L V8 5328cc 325 CID | |
| | 2005 | CHEVROLET EXPRESS 3500 | 4.8L V8 294 CID | |
| | 2005 | CHEVROLET SILVERADO 1500 | 6.0L V8 5967cc 364 CID | |
| | 2005 | GMC SAVANA 3500 | 4.8L V8 294 CID | |
| | 2005 | GMC SIERRA 1500 | 6.0L V8 5967cc 364 CID | |
| | 2006 | CHEVROLET EXPRESS 1500 | 4.3L V6 262 CID | |
| | 2006 | CHEVROLET EXPRESS 1500 | 5.3L V8 5328cc 325 CID | |
| | 2006 | CHEVROLET EXPRESS 2500 | 4.8L V8 294 CID | |
| | 2006 | CHEVROLET SILVERADO 2500 HD | 6.0L V8 5967cc 364 CID | |
| | 2006 | CHEVROLET SILVERADO 3500 | 6.0L V8 5967cc 364 CID | |
| | 2006 | CHEVROLET SUBURBAN 1500 | 6.0L V8 5967cc 364 CID | |
| | 2006 | GMC SAVANA 1500 | 4.3L V6 262 CID | |
| | 2006 | GMC SAVANA 1500 | 5.3L V8 5328cc 325 CID | |
| | 2006 | GMC SIERRA 3500 | 6.0L V8 5967cc 364 CID | |
| | 2013 | GMC SAVANA 1500 | 4.3L V6 4293cc 262 CID | |
| 1996-1997 | CHEVROLET SILVERADO (MEX) | 5.7L V8 5700cc 350 CID | | |
| 1999-2000 | CHEVROLET SILVERADO 2500 | 5.3L V8 5328cc 325 CID | | |
| 1999-2000 | GMC SIERRA 2500 | 5.3L V8 5328cc 325 CID | | |
| 1999-2001 | CHEVROLET SILVERADO 1500 | 4.3L V6 262 CID | | |
| 1999-2001 | GMC SIERRA 1500 | 4.3L V6 262 CID | | |
| 1999-2001 | GMC SIERRA 1500 | 5.3L V8 5328cc 325 CID | | |
| 1999-2001 | GMC SIERRA 2500 | 6.0L V8 5967cc 364 CID | | |

| USMW | Years | Application | Engine |
|-------|-----------|--------------------------------|------------------------|
| 22157 | 1999-2003 | GMC SIERRA 1500 | 4.8L V8 294 CID |
| | 1999-2004 | CHEVROLET SILVERADO 1500 | 4.8L V8 294 CID |
| | 1999-2004 | CHEVROLET SILVERADO 1500 | 5.3L V8 5328cc 325 CID |
| | 1999-2004 | CHEVROLET SILVERADO 2500 | 6.0L V8 5967cc 364 CID |
| | 2000-1991 | CHEVROLET C2500 (MEX) | 5.7L V8 5737cc 350 CID |
| | 2000-2001 | CHEVROLET SUBURBAN 1500 | 5.3L V8 5328cc 325 CID |
| | 2000-2001 | CHEVROLET SUBURBAN 2500 | 6.0L V8 5967cc 364 CID |
| | 2000-2001 | CHEVROLET TAHOE | 4.8L V8 294 CID |
| | 2000-2001 | CHEVROLET TAHOE | 5.3L V8 5328cc 325 CID |
| | 2000-2003 | GMC YUKON | 4.8L V8 294 CID |
| | 2000-2004 | CHEVROLET TAHOE | 4.8L V8 294 CID |
| | 2000-2004 | GMC YUKON | 5.3L V8 5328cc 325 CID |
| | 2000-2004 | GMC YUKON XL 1500 | 5.3L V8 5328cc 325 CID |
| | 2000-2005 | GMC YUKON XL 2500 | 6.0L V8 5967cc 364 CID |
| | 2000-2006 | CHEVROLET SUBURBAN 2500 | 6.0L V8 5967cc 364 CID |
| | 2001-2002 | GMC SIERRA 3500 | 6.0L V8 5967cc 364 CID |
| | 2001-2003 | CHEVROLET SILVERADO 1500 HD | 6.0L V8 5967cc 364 CID |
| | 2001-2003 | CHEVROLET SILVERADO 3500 (MEX) | 5.7L V8 5737cc 350 CID |
| | 2001-2003 | GMC SIERRA 1500 HD | 6.0L V8 5967cc 364 CID |
| | 2001-2005 | CHEVROLET SILVERADO 3500 | 6.0L V8 5967cc 364 CID |
| | 2001-2005 | GMC YUKON | 6.0L V8 5967cc 364 CID |
| | 2001-2005 | GMC YUKON XL 1500 | 6.0L V8 5967cc 364 CID |
| | 2001-2006 | GMC SIERRA 2500 HD | 6.0L V8 5967cc 364 CID |
| | 2002-2003 | CHEVROLET AVALANCHE 1500 | 5.3L V8 5328cc 325 CID |
| | 2002-2003 | CHEVROLET SILVERADO 1500 | 5.3L V8 5328cc 325 CID |
| | 2002-2004 | CADILLAC ESCALADE | 5.3L V8 5328cc 325 CID |
| | 2002-2004 | CHEVROLET AVALANCHE 1500 | 5.3L V8 5328cc 325 CID |
| | 2002-2004 | CHEVROLET SILVERADO 1500 | 4.3L V6 262 CID |
| | 2002-2004 | CHEVROLET SILVERADO 1500 | 4.8L V8 294 CID |
| | 2002-2004 | CHEVROLET SUBURBAN 1500 | 5.3L V8 5328cc 325 CID |
| | 2002-2004 | CHEVROLET TAHOE | 5.3L V8 5328cc 325 CID |
| | 2002-2004 | GMC SIERRA 1500 | 5.3L V8 5328cc 325 CID |
| | 2002-2005 | CHEVROLET SILVERADO 2500 HD | 6.0L V8 5967cc 364 CID |
| | 2002-2005 | GMC SIERRA 1500 | 6.0L V8 5967cc 364 CID |
| | 2002-2005 | GMC SIERRA 2500 HD | 6.0L V8 5967cc 364 CID |
| | 2003-2004 | CHEVROLET SILVERADO 1500 | 4.3L V6 262 CID |
| | 2003-2004 | CHEVROLET TAHOE | 4.8L V8 294 CID |
| | 2003-2004 | CHEVROLET TAHOE | 5.3L V8 5328cc 325 CID |
| | 2003-2004 | GMC SIERRA 1500 | 4.3L V6 262 CID |
| | 2003-2004 | GMC SIERRA 2500 | 6.0L V8 5967cc 364 CID |
| | 2003-2005 | CHEVROLET EXPRESS 2500 | 4.3L V6 262 CID |
| | 2003-2005 | CHEVROLET EXPRESS 2500 | 5.3L V8 5328cc 325 CID |
| | 2003-2005 | CHEVROLET EXPRESS 2500 | 6.0L V8 5967cc 364 CID |
| | 2003-2005 | CHEVROLET EXPRESS 3500 | 6.0L V8 5967cc 364 CID |
| | 2003-2005 | GMC SAVANA 1500 | 4.3L V6 262 CID |
| | 2003-2005 | GMC SAVANA 1500 | 5.3L V8 5328cc 325 CID |
| | 2003-2005 | GMC SAVANA 2500 | 4.3L V6 262 CID |
| | 2003-2005 | GMC SAVANA 2500 | 5.3L V8 5328cc 325 CID |
| | 2003-2005 | GMC SAVANA 2500 | 6.0L V8 5967cc 364 CID |
| | 2003-2005 | GMC SAVANA 3500 | 6.0L V8 5967cc 364 CID |
| | 2003-2005 | GMC SIERRA 2500 HD | 6.0L V8 5967cc 364 CID |
| | 2003-2005 | GMC SIERRA 3500 | 6.0L V8 5967cc 364 CID |
| | 2003-2006 | CHEVROLET EXPRESS 1500 | 4.3L V6 262 CID |
| | 2003-2006 | CHEVROLET EXPRESS 1500 | 5.3L V8 5328cc 325 CID |
| | 2003-2006 | CHEVROLET EXPRESS 2500 | 4.8L V8 294 CID |
| | 2003-2006 | CHEVROLET SILVERADO 2500 HD | 6.0L V8 5967cc 364 CID |
| | 2003-2006 | GMC SAVANA 1500 | 5.3L V8 5328cc 325 CID |
| | 2003-2012 | CHEVROLET EXPRESS 1500 | 4.3L V6 262 CID |
| | 2003-2014 | CHEVROLET EXPRESS 2500 | 4.8L V8 294 CID |
| | 2003-2014 | GMC SAVANA 1500 | 4.3L V6 262 CID |
| | 2003-2014 | GMC SAVANA 2500 | 4.8L V8 294 CID |
| | 2004-2005 | CHEVROLET SILVERADO 2500 HD | 6.0L V8 5967cc 364 CID |
| | 2004-2005 | GMC SAVANA 2500 | 4.3L V6 262 CID |
| | 2004-2005 | GMC SAVANA 2500 | 4.8L V8 294 CID |
| | 2004-2005 | GMC SIERRA 3500 | 6.0L V8 5967cc 364 CID |
| | 2004-2014 | GMC SAVANA 3500 | 4.8L V8 294 CID |
| | 2005-2014 | CHEVROLET EXPRESS 3500 | 4.8L V8 294 CID |
| | 2006-2014 | CHEVROLET EXPRESS 2500 | 6.0L V8 5967cc 364 CID |
| | 2006-2014 | CHEVROLET EXPRESS 3500 | 6.0L V8 5967cc 364 CID |

| USMW | Years | Application | Engine |
|-------|-----------|--------------------------|------------------------|
| | 2006-2014 | GMC SAVANA 2500 | 6.0L V8 5967cc 364 CID |
| | 2006-2014 | GMC SAVANA 3500 | 6.0L V8 5967cc 364 CID |
| | 2007-2009 | CHEVROLET EXPRESS 1500 | 5.3L V8 5328cc 325 CID |
| | 2007-2014 | GMC SAVANA 1500 | 5.3L V8 5328cc 325 CID |
| | 2007-2014 | GMC SAVANA 2500 | 6.0L V8 5967cc 364 CID |
| | 2008-2009 | CHEVROLET EXPRESS 1500 | 5.3L V8 5328cc 325 CID |
| | 2009-2014 | CHEVROLET EXPRESS 4500 | 6.0L V8 5967cc 364 CID |
| | 2009-2014 | GMC SAVANA 4500 | 6.0L V8 5967cc 364 CID |
| | 2010-2014 | CHEVROLET EXPRESS 1500 | 5.3L V8 5328cc 325 CID |
| | 2012-2014 | CHEVROLET EXPRESS 2500 | 4.8L V8 294 CID |
| | 2012-2014 | CHEVROLET EXPRESS 3500 | 4.8L V8 294 CID |
| | 2012-2014 | GMC SAVANA 2500 | 4.8L V8 294 CID |
| | 2012-2014 | GMC SAVANA 3500 | 4.8L V8 294 CID |
| | 2013-2014 | CHEVROLET EXPRESS 1500 | 4.3L V6 4293cc 262 CID |
| 22158 | 1992 | FORD F350 | 4.9L V6 4917cc 300 CID |
| | 1995 | FORD F350 | 4.9L V6 4920cc 300 CID |
| | 1995 | GMC G3500 | 5.7L V8 350 CID |
| | 1996 | CHEVROLET C1500 | 4.3L V6 262 CID |
| | 1996 | CHEVROLET C1500 | 5.0L V8 305 CID |
| | 1996 | CHEVROLET C1500 | 5.7L V8 350 CID |
| | 1996 | CHEVROLET C1500 SUBURBAN | 5.7L V8 350 CID |
| | 1996 | CHEVROLET C2500 | 5.0L V8 305 CID |
| | 1996 | CHEVROLET K1500 | 4.3L V6 262 CID |
| | 1996 | GMC C1500 | 5.0L V8 305 CID |
| | 1996 | GMC C1500 | 5.7L V8 350 CID |
| | 1996 | GMC G3500 | 5.7L V8 350 CID |
| | 1996 | GMC JIMMY | 4.3L V6 262 CID |
| | 1996 | GMC K1500 SUBURBAN | 5.7L V8 350 CID |
| | 1996 | GMC K2500 | 5.7L V8 350 CID |
| | 1996 | GMC W3500 FORWARD W3S042 | 5.7L V8 5738cc 350 CID |
| | 1996 | CHEVROLET C1500 | 4.3L V6 262 CID |
| | 1997 | CHEVROLET C1500 | 5.0L V8 305 CID |
| | 1997 | CHEVROLET C1500 | 5.7L V8 350 CID |
| | 1997 | CHEVROLET C1500 SUBURBAN | 5.7L V8 350 CID |
| | 1997 | CHEVROLET C2500 | 5.0L V8 305 CID |
| | 1997 | CHEVROLET K1500 | 4.3L V6 262 CID |
| | 1997 | GMC C1500 | 4.3L V6 262 CID |
| | 1997 | GMC C1500 | 5.0L V8 305 CID |
| | 1997 | GMC C1500 | 5.7L V8 350 CID |
| | 1997 | GMC C2500 | 5.0L V8 305 CID |
| | 1997 | GMC C2500 | 5.0L V8 305 CID |
| | 1998 | CHEVROLET C2500 | 5.7L V8 350 CID |
| | 1998 | CHEVROLET C3500 | 5.7L V8 350 CID |
| | 1998 | CHEVROLET K1500 | 5.0L V8 305 CID |
| | 1998 | CHEVROLET K1500 | 5.7L V8 350 CID |
| | 1998 | CHEVROLET K2500 | 5.0L V8 305 CID |
| | 1998 | CHEVROLET K2500 | 5.7L V8 350 CID |
| | 1998 | CHEVROLET K3500 | 5.7L V8 350 CID |
| | 1998 | GMC C1500 | 5.0L V8 305 CID |
| | 1998 | GMC C1500 | 5.7L V8 350 CID |
| | 1998 | GMC K1500 | 5.0L V8 305 CID |
| | 1998 | GMC K1500 | 5.7L V8 350 CID |
| | 1998 | GMC K2500 | 5.0L V8 305 CID |
| | 1999 | CHEVROLET C1500 | 5.0L V8 305 CID |
| | 1999 | CHEVROLET C1500 | 5.7L V8 350 CID |
| | 1999 | CHEVROLET C1500 SUBURBAN | 5.7L V8 350 CID |
| | 1999 | CHEVROLET K1500 | 5.0L V8 305 CID |
| | 1999 | CHEVROLET K1500 | 5.7L V8 350 CID |
| | 1999 | CHEVROLET K1500 SUBURBAN | 5.7L V8 350 CID |
| | 2000 | CHEVROLET TAHOE | 5.7L V8 350 CID |
| | 2000 | ISUZU HOMBRE | 4.3L V6 262 CID |
| | 2001 | CHEVROLET SILVERADO 3500 | 8.1L V8 496 CID |
| | 2001 | CHEVROLET SUBURBAN 2500 | 8.1L V8 496 CID |
| | 2001 | GMC SIERRA 1500 | 6.0L V8 5967cc 364 CID |
| | 2001 | GMC SIERRA 2500 HD | 6.0L V8 5967cc 364 CID |
| | 2001 | GMC SIERRA 2500 HD | 8.1L V8 496 CID |
| | 2001 | GMC SIERRA 3500 | 8.1L V8 496 CID |
| | 2002 | CHEVROLET BLAZER | 4.3L V6 262 CID |
| | 2002 | GMC SAVANA 2500 | 4.3L V6 262 CID |

FAN CLUTCHES

| USMW | Years | Application | Engine |
|-------|-------|-------------------------------------|------------------------|
| 22158 | 2002 | GMC SAVANA 2500 | 5.0L V8 305 CID |
| | 2002 | GMC SAVANA 2500 | 5.7L V8 350 CID |
| | 2002 | GMC SIERRA 1500 | 4.3L V6 262 CID |
| | 2002 | GMC SIERRA 1500 | 4.8L V8 294 CID |
| | 2002 | GMC SIERRA 1500 | 5.3L V8 5328cc 325 CID |
| | 2002 | GMC SIERRA 2500 | 6.0L V8 5967cc 364 CID |
| | 2002 | GMC SIERRA 2500 HD | 6.0L V8 5967cc 364 CID |
| | 2002 | GMC SIERRA 3500 | 6.0L V8 5967cc 364 CID |
| | 2003 | CHEVROLET AVALANCHE 1500 | 5.3L V8 5328cc 325 CID |
| | 2003 | CHEVROLET BLAZER | 4.3L V6 262 CID |
| | 2003 | GMC SIERRA 1500 | 4.3L V6 262 CID |
| | 2003 | GMC SIERRA 2500 HD | 8.1L V8 496 CID |
| | 2004 | CHEVROLET AVALANCHE 1500 | 5.3L V8 5328cc 325 CID |
| | 2004 | CHEVROLET BLAZER | 4.3L V6 262 CID |
| | 2004 | CHEVROLET S10 | 4.3L V6 262 CID |
| | 2004 | CHEVROLET SILVERADO 1500 | 4.3L V6 262 CID |
| | 2004 | CHEVROLET SILVERADO 1500 | 4.8L V8 294 CID |
| | 2004 | CHEVROLET SILVERADO 1500 | 5.3L V8 5328cc 325 CID |
| | 2004 | CHEVROLET SILVERADO 1500 | 6.0L V8 5967cc 364 CID |
| | 2004 | CHEVROLET SILVERADO 2500 | 6.0L V8 5967cc 364 CID |
| | 2004 | CHEVROLET SILVERADO 3500 | 6.0L V8 5967cc 364 CID |
| | 2004 | CHEVROLET SUBURBAN 1500 | 5.3L V8 5328cc 325 CID |
| | 2004 | GMC SONOMA | 4.3L V6 262 CID |
| | 2004 | GMC YUKON | 4.8L V8 294 CID |
| | 2005 | CADILLAC ESCALADE | 5.3L V8 5328cc 325 CID |
| | 2005 | CHEVROLET AVALANCHE 1500 | 5.3L V8 5328cc 325 CID |
| | 2005 | CHEVROLET BLAZER | 4.3L V6 262 CID |
| | 2005 | CHEVROLET EXPRESS 3500 | 4.8L V8 294 CID |
| | 2005 | CHEVROLET SILVERADO 1500 | 4.8L V8 294 CID |
| | 2005 | CHEVROLET SILVERADO 1500 | 5.3L V8 5328cc 325 CID |
| | 2005 | CHEVROLET SILVERADO 1500 | 6.0L V8 5967cc 364 CID |
| | 2005 | CHEVROLET SILVERADO 1500 HD | 6.0L V8 5967cc 364 CID |
| | 2005 | GMC SAVANA 3500 | 4.8L V8 294 CID |
| | 2005 | GMC SIERRA 1500 | 4.8L V8 294 CID |
| | 2005 | GMC SIERRA 1500 | 5.3L V8 5328cc 325 CID |
| | 2005 | GMC SIERRA 1500 | 6.0L V8 5967cc 364 CID |
| | 2005 | GMC YUKON | 4.8L V8 294 CID |
| | 2006 | CHEVROLET EXPRESS 1500 | 5.3L V8 5328cc 325 CID |
| | 2006 | CHEVROLET EXPRESS 2500 | 4.8L V8 294 CID |
| | 2006 | CHEVROLET SILVERADO 1500 | 4.8L V8 294 CID |
| | 2006 | CHEVROLET SILVERADO 1500 | 5.3L V8 5328cc 325 CID |
| | 2006 | CHEVROLET SILVERADO 1500 | 6.0L V8 5967cc 364 CID |
| | 2006 | CHEVROLET SILVERADO 2500 HD | 6.0L V8 5967cc 364 CID |
| | 2006 | CHEVROLET SILVERADO 3500 | 6.0L V8 5967cc 364 CID |
| | 2006 | CHEVROLET SUBURBAN 1500 | 5.3L V8 5328cc 325 CID |
| | 2006 | CHEVROLET SUBURBAN 1500 | 6.0L V8 5967cc 364 CID |
| | 2006 | CHEVROLET TAHOE | 4.8L V8 294 CID |
| | 2006 | CHEVROLET TAHOE | 5.3L V8 5328cc 325 CID |
| | 2006 | GMC SAVANA 1500 | 4.3L V6 262 CID |
| | 2006 | GMC SAVANA 1500 | 5.3L V8 5328cc 325 CID |
| | 2006 | GMC SIERRA 1500 | 4.8L V8 294 CID |
| | 2006 | GMC SIERRA 1500 | 5.3L V8 5328cc 325 CID |
| | 2006 | GMC SIERRA 1500 | 6.0L V8 5967cc 364 CID |
| | 2006 | GMC SIERRA 2500 HD | 6.0L V8 5967cc 364 CID |
| | 2006 | GMC SIERRA 3500 | 6.0L V8 5967cc 364 CID |
| | 2006 | GMC YUKON | 4.8L V8 294 CID |
| | 2006 | GMC YUKON | 5.3L V8 5328cc 325 CID |
| | 2006 | GMC YUKON | 6.0L V8 5967cc 364 CID |
| | 2006 | GMC YUKON XL 1500 | 5.3L V8 5328cc 325 CID |
| | 2006 | GMC YUKON XL 1500 | 6.0L V8 5967cc 364 CID |
| | 2007 | CHEVROLET SILVERADO 1500 CLASSIC | 4.8L V8 294 CID |
| | 2007 | CHEVROLET SILVERADO 1500 CLASSIC | 5.3L V8 5328cc 325 CID |
| | 2007 | CHEVROLET SILVERADO 1500 CLASSIC | 6.0L V8 5967cc 364 CID |
| | 2007 | CHEVROLET SILVERADO 1500 HD CLASSIC | 6.0L V8 5967cc 364 CID |
| | 2007 | CHEVROLET SILVERADO 2500 HD CLASSIC | 6.0L V8 5967cc 364 CID |
| | 2007 | CHEVROLET SILVERADO 2500 HD CLASSIC | 8.1L V8 496 CID |
| | 2007 | CHEVROLET SILVERADO 3500 CLASSIC | 6.0L V8 5967cc 364 CID |
| | 2007 | CHEVROLET SILVERADO 3500 CLASSIC | 8.1L V8 496 CID |
| | 2007 | CHEVROLET SUBURBAN 2500 | 6.0L V8 5967cc 364 CID |

| USMW | Years | Application | Engine |
|------|-----------|----------------------------|------------------------|
| | 2007 | GMC SIERRA 1500 CLASSIC | 4.8L V8 294 CID |
| | 2007 | GMC SIERRA 1500 CLASSIC | 5.3L V8 5328cc 325 CID |
| | 2007 | GMC SIERRA 1500 CLASSIC | 6.0L V8 5967cc 364 CID |
| | 2007 | GMC SIERRA 1500 HD CLASSIC | 6.0L V8 5967cc 364 CID |
| | 2007 | GMC SIERRA 2500 HD CLASSIC | 6.0L V8 5967cc 364 CID |
| | 2007 | GMC SIERRA 2500 HD CLASSIC | 8.1L V8 496 CID |
| | 2007 | GMC SIERRA 3500 CLASSIC | 6.0L V8 5967cc 364 CID |
| | 2007 | GMC SIERRA 3500 CLASSIC | 8.1L V8 496 CID |
| | 2013 | GMC SAVANA 1500 | 4.3L V6 4293cc 262 CID |
| | 1987-1994 | CHEVROLET G30 | 5.7L V8 350 CID |
| | 1987-1994 | GMC G3500 | 5.7L V8 350 CID |
| | 1988-1993 | CHEVROLET G10 | 5.7L V8 350 CID |
| | 1988-1993 | CHEVROLET G30 | 4.3L V6 262 CID |
| | 1988-1993 | GMC G1500 | 4.3L V6 262 CID |
| | 1988-1993 | GMC G1500 | 5.7L V8 350 CID |
| | 1988-1995 | CHEVROLET G10 | 4.3L V6 262 CID |
| | 1988-1995 | CHEVROLET G10 | 5.0L V8 305 CID |
| | 1988-1995 | CHEVROLET G20 | 4.3L V6 262 CID |
| | 1988-1995 | CHEVROLET G20 | 5.0L V8 305 CID |
| | 1988-1995 | CHEVROLET G20 | 5.7L V8 350 CID |
| | 1988-1995 | CHEVROLET G30 | 4.3L V6 262 CID |
| | 1988-1995 | CHEVROLET G30 | 4.3L V6 262 CID |
| | 1988-1995 | GMC G1500 | 5.0L V8 305 CID |
| | 1988-1995 | GMC G1500 | 4.3L V6 262 CID |
| | 1988-1995 | GMC G2500 | 5.0L V8 305 CID |
| | 1988-1995 | GMC G2500 | 5.7L V8 350 CID |
| | 1988-1995 | GMC G3500 | 4.3L V6 262 CID |
| | 1995-1996 | CHEVROLET G30 | 5.7L V8 350 CID |
| | 1995-1996 | GMC G3500 | 5.7L V8 350 CID |
| | 1996-1997 | CHEVROLET C2500 | 5.7L V8 350 CID |
| | 1996-1997 | CHEVROLET C2500 SUBURBAN | 5.7L V8 350 CID |
| | 1996-1997 | CHEVROLET C3500 | 5.7L V8 350 CID |
| | 1996-1997 | CHEVROLET K1500 | 5.0L V8 305 CID |
| | 1996-1997 | CHEVROLET K1500 | 5.7L V8 350 CID |
| | 1996-1997 | CHEVROLET K1500 SUBURBAN | 5.7L V8 350 CID |
| | 1996-1997 | CHEVROLET K2500 | 5.7L V8 350 CID |
| | 1996-1997 | CHEVROLET K2500 SUBURBAN | 5.7L V8 350 CID |
| | 1996-1997 | CHEVROLET K3500 | 5.7L V8 350 CID |
| | 1996-1997 | CHEVROLET SILVERADO (MEX) | 5.7L V8 5700cc 350 CID |
| | 1996-1997 | GMC K1500 | 5.0L V8 305 CID |
| | 1996-1997 | GMC K1500 | 5.7L V8 350 CID |
| | 1996-1997 | GMC YUKON | 5.7L V8 350 CID |
| | 1996-1998 | CHEVROLET C1500 | 4.3L V6 262 CID |
| | 1996-1998 | CHEVROLET C1500 | 5.0L V8 305 CID |
| | 1996-1998 | CHEVROLET C1500 | 5.7L V8 350 CID |
| | 1996-1998 | CHEVROLET C2500 | 5.0L V8 305 CID |
| | 1996-1998 | CHEVROLET K1500 | 4.3L V6 262 CID |
| | 1996-1998 | CHEVROLET S10 | 4.3L V6 262 CID |
| | 1996-1998 | GMC C1500 | 4.3L V6 262 CID |
| | 1996-1998 | GMC C2500 | 5.0L V8 305 CID |
| | 1996-1998 | GMC K1500 | 4.3L V6 262 CID |
| | 1996-1998 | GMC SAFARI | 4.3L V6 262 CID |
| | 1996-1999 | CHEVROLET BLAZER | 4.3L V6 262 CID |
| | 1996-1999 | CHEVROLET P30 | 4.3L V6 262 CID |
| | 1996-1999 | CHEVROLET TAHOE | 5.7L V8 350 CID |
| | 1996-1999 | GMC C1500 SUBURBAN | 5.7L V8 350 CID |
| | 1996-1999 | GMC C2500 SUBURBAN | 5.7L V8 350 CID |
| | 1996-1999 | GMC JIMMY | 4.3L V6 262 CID |
| | 1996-1999 | GMC K2500 SUBURBAN | 5.7L V8 350 CID |
| | 1996-1999 | GMC P3500 | 4.3L V6 262 CID |
| | 1996-1999 | GMC SONOMA | 4.3L V6 262 CID |
| | 1996-2000 | CHEVROLET EXPRESS 2500 | 5.7L V8 350 CID |
| | 1996-2000 | CHEVROLET EXPRESS 3500 | 5.7L V8 350 CID |
| | 1996-2000 | GMC C2500 | 5.7L V8 350 CID |
| | 1996-2000 | GMC K3500 | 5.7L V8 350 CID |
| | 1996-2000 | GMC SAVANA 1500 | 5.0L V8 305 CID |
| | 1996-2000 | GMC SAVANA 1500 | 5.7L V8 350 CID |
| | 1996-2000 | GMC SAVANA 2500 | 5.0L V8 305 CID |
| | 1996-2000 | GMC SAVANA 2500 | 5.7L V8 350 CID |

| USMW | Years | Application | Engine |
|-------|-----------|------------------------------------|------------------------|
| 22158 | 1996-2000 | GMC SAVANA 3500 | 5.7L V8 350 CID |
| | 1996-2001 | CHEVROLET BLAZER | 4.3L V6 262 CID |
| | 1996-2001 | GMC JIMMY | 4.3L V6 262 CID |
| | 1996-2001 | OLDSMOBILE BRAVADA | 4.3L V6 262 CID |
| | 1996-2002 | CHEVROLET EXPRESS 1500 | 5.0L V8 305 CID |
| | 1996-2002 | CHEVROLET EXPRESS 1500 | 5.7L V8 350 CID |
| | 1996-2002 | CHEVROLET EXPRESS 2500 | 5.0L V8 305 CID |
| | 1996-2002 | CHEVROLET W3500 TILTMMASTER W3S042 | 5.7L V8 5738cc 350 CID |
| | 1996-2002 | GMC SAFARI | 4.3L V6 262 CID |
| | 1996-2002 | GMC SAVANA 1500 | 5.0L V8 305 CID |
| | 1996-2002 | GMC SAVANA 1500 | 5.7L V8 350 CID |
| | 1996-2002 | GMC SAVANA 2500 | 5.0L V8 305 CID |
| | 1996-2005 | CHEVROLET ASTRO | 4.3L V6 262 CID |
| | 1996-2005 | CHEVROLET EXPRESS 2500 | 4.3L V6 262 CID |
| | 1996-2005 | GMC SAFARI | 4.3L V6 262 CID |
| | 1996-2005 | GMC SAVANA 1500 | 4.3L V6 262 CID |
| | 1996-2005 | GMC SAVANA 2500 | 4.3L V6 262 CID |
| | 1996-2006 | CHEVROLET EXPRESS 1500 | 4.3L V6 262 CID |
| | 1996-2012 | CHEVROLET EXPRESS 1500 | 4.3L V6 262 CID |
| | 1996-2014 | GMC SAVANA 1500 | 4.3L V6 262 CID |
| | 1997-1999 | GMC K1500 SUBURBAN | 5.7L V8 350 CID |
| | 1997-1999 | ISUZU HOMBRE | 4.3L V6 4294cc |
| | 1997-2000 | GMC C3500 | 5.7L V8 350 CID |
| | 1997-2000 | GMC K2500 | 5.7L V8 350 CID |
| | 1998-1999 | CHEVROLET C1500 SUBURBAN | 5.7L V8 350 CID |
| | 1998-1999 | CHEVROLET C2500 SUBURBAN | 5.7L V8 350 CID |
| | 1998-1999 | CHEVROLET K1500 SUBURBAN | 5.7L V8 350 CID |
| | 1998-1999 | CHEVROLET K2500 SUBURBAN | 5.7L V8 350 CID |
| | 1998-1999 | GMC C1500 | 5.0L V8 305 CID |
| | 1998-1999 | GMC C1500 | 5.7L V8 350 CID |
| | 1998-1999 | GMC K1500 | 5.0L V8 305 CID |
| | 1998-1999 | GMC K1500 | 5.7L V8 350 CID |
| | 1998-1999 | GMC YUKON | 5.7L V8 350 CID |
| | 1998-2000 | GMC JIMMY | 4.3L V6 262 CID |
| | 1999-2000 | CADILLAC ESCALADE | 5.7L V8 350 CID |
| | 1999-2000 | CHEVROLET C2500 | 5.7L V8 350 CID |
| | 1999-2000 | CHEVROLET C3500 | 5.7L V8 350 CID |
| | 1999-2000 | CHEVROLET K2500 | 5.7L V8 350 CID |
| | 1999-2000 | CHEVROLET K3500 | 5.7L V8 350 CID |
| | 1999-2000 | CHEVROLET SILVERADO 2500 | 5.3L V8 5328cc 325 CID |
| | 1999-2000 | GMC SIERRA 2500 | 5.3L V8 5328cc 325 CID |
| | 1999-2000 | GMC YUKON | 5.7L V8 350 CID |
| | 1999-2001 | CHEVROLET BLAZER | 4.3L V6 262 CID |
| | 1999-2001 | CHEVROLET SILVERADO 1500 | 4.3L V6 262 CID |
| | 1999-2001 | GMC SIERRA 1500 | 4.3L V6 262 CID |
| | 1999-2001 | GMC SIERRA 1500 | 5.3L V8 5328cc 325 CID |
| | 1999-2001 | GMC SIERRA 2500 | 6.0L V8 5967cc 364 CID |
| | 1999-2003 | CHEVROLET S10 | 4.3L V6 262 CID |
| | 1999-2003 | GMC SIERRA 1500 | 4.8L V8 294 CID |
| | 1999-2004 | CHEVROLET SILVERADO 1500 | 4.8L V8 294 CID |
| | 1999-2004 | CHEVROLET SILVERADO 1500 | 5.3L V8 5328cc 325 CID |
| | 1999-2004 | CHEVROLET SILVERADO 2500 | 6.0L V8 5967cc 364 CID |
| | 1999-2004 | GMC SIERRA 1500 | 4.8L V8 294 CID |
| | 2000-1991 | CHEVROLET C2500 (MEX) | 5.7L V8 5737cc 350 CID |
| | 2000-2001 | CHEVROLET SUBURBAN 1500 | 5.3L V8 5328cc 325 CID |
| | 2000-2001 | CHEVROLET SUBURBAN 2500 | 6.0L V8 5967cc 364 CID |
| | 2000-2001 | CHEVROLET TAHOE | 4.8L V8 294 CID |
| | 2000-2001 | CHEVROLET TAHOE | 5.3L V8 5328cc 325 CID |
| | 2000-2001 | GMC JIMMY | 4.3L V6 262 CID |
| | 2000-2001 | GMC SONOMA | 4.3L V6 262 CID |
| | 2000-2003 | GMC SONOMA | 4.3L V6 262 CID |
| | 2000-2004 | CHEVROLET TAHOE | 4.8L V8 294 CID |
| | 2000-2004 | GMC YUKON | 4.8L V8 294 CID |
| | 2000-2004 | GMC YUKON | 5.3L V8 5328cc 325 CID |
| | 2000-2004 | GMC YUKON XL 1500 | 5.3L V8 5328cc 325 CID |
| | 2000-2005 | GMC YUKON XL 2500 | 6.0L V8 5967cc 364 CID |
| | 2000-2006 | CHEVROLET SUBURBAN 2500 | 6.0L V8 5967cc 364 CID |
| | 2001-2002 | CHEVROLET BLAZER | 4.3L V6 262 CID |
| | 2001-2002 | CHEVROLET C3500HD | 8.1L V8 8128cc 496 CID |

| USMW | Years | Application | Engine |
|------|-----------|--------------------------------|------------------------|
| | 2001-2002 | CHEVROLET EXPRESS 1500 | 5.0L V8 305 CID |
| | 2001-2002 | CHEVROLET EXPRESS 1500 | 5.7L V8 350 CID |
| | 2001-2002 | CHEVROLET EXPRESS 2500 | 5.7L V8 350 CID |
| | 2001-2002 | CHEVROLET EXPRESS 3500 | 5.7L V8 350 CID |
| | 2001-2002 | CHEVROLET EXPRESS 3500 | 8.1L V8 496 CID |
| | 2001-2002 | CHEVROLET SILVERADO 2500 HD | 6.0L V8 5967cc 364 CID |
| | 2001-2002 | GMC C3500HD | 8.1L V8 8128cc 496 CID |
| | 2001-2002 | GMC SAVANA 1500 | 4.3L V6 262 CID |
| | 2001-2002 | GMC SAVANA 1500 | 5.0L V8 305 CID |
| | 2001-2002 | GMC SAVANA 1500 | 5.7L V8 350 CID |
| | 2001-2002 | GMC SAVANA 2500 | 5.7L V8 350 CID |
| | 2001-2002 | GMC SAVANA 3500 | 5.7L V8 350 CID |
| | 2001-2002 | GMC SAVANA 3500 | 8.1L V8 496 CID |
| | 2001-2002 | GMC SIERRA 3500 | 6.0L V8 5967cc 364 CID |
| | 2001-2003 | CHEVROLET SILVERADO 1500 HD | 6.0L V8 5967cc 364 CID |
| | 2001-2003 | CHEVROLET SILVERADO 2500 HD | 8.1L V8 496 CID |
| | 2001-2003 | CHEVROLET SILVERADO 3500 (MEX) | 5.7L V8 5737cc 350 CID |
| | 2001-2003 | GMC SIERRA 1500 HD | 6.0L V8 5967cc 364 CID |
| | 2001-2005 | CHEVROLET SILVERADO 3500 | 6.0L V8 5967cc 364 CID |
| | 2001-2005 | GMC YUKON | 6.0L V8 5967cc 364 CID |
| | 2001-2005 | GMC YUKON XL 1500 | 6.0L V8 5967cc 364 CID |
| | 2001-2006 | CHEVROLET EXPRESS 1500 | 4.3L V6 262 CID |
| | 2001-2006 | CHEVROLET SILVERADO 2500 HD | 8.1L V8 496 CID |
| | 2001-2006 | CHEVROLET SUBURBAN 2500 | 8.1L V8 496 CID |
| | 2001-2006 | GMC YUKON XL 2500 | 8.1L V8 496 CID |
| | 2002-1976 | GMC JIMMY (CAN) | 4.3L V6 4294cc 262 CID |
| | 2002-2003 | CHEVROLET AVALANCHE 1500 | 5.3L V8 5328cc 325 CID |
| | 2002-2003 | CHEVROLET S10 | 4.3L V6 262 CID |
| | 2002-2003 | CHEVROLET SILVERADO 1500 | 5.3L V8 5328cc 325 CID |
| | 2002-2003 | GMC SIERRA 1500 | 5.3L V8 5328cc 325 CID |
| | 2002-2003 | GMC SIERRA 2500 HD | 8.1L V8 496 CID |
| | 2002-2003 | GMC SIERRA 3500 | 8.1L V8 496 CID |
| | 2002-2004 | CADILLAC ESCALADE | 5.3L V8 5328cc 325 CID |
| | 2002-2004 | CHEVROLET AVALANCHE 1500 | 5.3L V8 5328cc 325 CID |
| | 2002-2004 | CHEVROLET AVALANCHE 2500 | 8.1L V8 496 CID |
| | 2002-2004 | CHEVROLET SILVERADO 1500 | 4.3L V6 262 CID |
| | 2002-2004 | CHEVROLET SILVERADO 1500 | 4.8L V8 294 CID |
| | 2002-2004 | CHEVROLET SUBURBAN 1500 | 5.3L V8 5328cc 325 CID |
| | 2002-2004 | CHEVROLET TAHOE | 5.3L V8 5328cc 325 CID |
| | 2002-2004 | GMC SIERRA 1500 | 4.8L V8 294 CID |
| | 2002-2004 | GMC SIERRA 1500 | 5.3L V8 5328cc 325 CID |
| | 2002-2004 | GMC SIERRA 1500 | 6.0L V8 5967cc 364 CID |
| | 2002-2005 | CHEVROLET EXPRESS 2500 | 4.3L V6 262 CID |
| | 2002-2005 | CHEVROLET SILVERADO 2500 HD | 6.0L V8 5967cc 364 CID |
| | 2002-2005 | CHEVROLET SILVERADO 3500 | 8.1L V8 496 CID |
| | 2002-2005 | GMC SIERRA 2500 HD | 6.0L V8 5967cc 364 CID |
| | 2002-2006 | CADILLAC ESCALADE | 6.0L V8 5967cc 364 CID |
| | 2002-2006 | CADILLAC ESCALADE EXT | 6.0L V8 5967cc 364 CID |
| | 2002-2006 | GMC SIERRA 2500 HD | 8.1L V8 496 CID |
| | 2002-2006 | GMC SIERRA 3500 | 8.1L V8 496 CID |
| | 2002-2006 | CHEVROLET TAHOE | 4.8L V8 294 CID |
| | 2003-2004 | CHEVROLET TAHOE | 5.3L V8 5328cc 325 CID |
| | 2003-2004 | GMC SIERRA 1500 | 4.3L V6 262 CID |
| | 2003-2004 | GMC SIERRA 2500 | 6.0L V8 5967cc 364 CID |
| | 2003-2004 | GMC SIERRA 3500 | 6.0L V8 5967cc 364 CID |
| | 2003-2005 | CHEVROLET EXPRESS 2500 | 5.3L V8 5328cc 325 CID |
| | 2003-2005 | CHEVROLET EXPRESS 2500 | 6.0L V8 5967cc 364 CID |
| | 2003-2005 | CHEVROLET EXPRESS 3500 | 6.0L V8 5967cc 364 CID |
| | 2003-2005 | GMC SAVANA 1500 | 5.3L V8 5328cc 325 CID |
| | 2003-2005 | GMC SAVANA 2500 | 5.3L V8 5328cc 325 CID |
| | 2003-2005 | GMC SAVANA 2500 | 6.0L V8 5967cc 364 CID |
| | 2003-2005 | GMC SAVANA 3500 | 6.0L V8 5967cc 364 CID |
| | 2003-2005 | GMC SIERRA 2500 HD | 6.0L V8 5967cc 364 CID |
| | 2003-2006 | CADILLAC ESCALADE ESV | 6.0L V8 5967cc 364 CID |
| | 2003-2006 | CHEVROLET EXPRESS 1500 | 5.3L V8 5328cc 325 CID |
| | 2003-2006 | CHEVROLET EXPRESS 2500 | 4.8L V8 294 CID |
| | 2003-2006 | CHEVROLET SILVERADO 1500 | 6.0L V8 5967cc 364 CID |
| | 2003-2006 | CHEVROLET SILVERADO 2500 HD | 6.0L V8 5967cc 364 CID |
| | 2003-2006 | GMC SAVANA 1500 | 5.3L V8 5328cc 325 CID |

| USMW | Years | Application | Engine |
|-----------|-----------------------------------|------------------------------|------------------------|
| 22158 | 2003-2007 | HUMMER H2 | 6.0L V8 5967cc 364 CID |
| | 2003-2014 | CHEVROLET EXPRESS 2500 | 4.8L V8 294 CID |
| | 2003-2014 | GMC SAVANA 2500 | 4.8L V8 294 CID |
| | 2004-2005 | CHEVROLET BLAZER | 4.3L V6 262 CID |
| | 2004-2005 | CHEVROLET SILVERADO 2500 HD | 6.0L V8 5967cc 364 CID |
| | 2004-2005 | CHEVROLET SILVERADO 2500 HD | 8.1L V8 496 CID |
| | 2004-2005 | GMC SAVANA 2500 | 4.3L V6 262 CID |
| | 2004-2005 | GMC SAVANA 2500 | 4.8L V8 294 CID |
| | 2004-2005 | GMC SIERRA 2500 HD | 8.1L V8 496 CID |
| | 2004-2005 | GMC SIERRA 3500 | 6.0L V8 5967cc 364 CID |
| | 2004-2005 | GMC SIERRA 3500 | 8.1L V8 496 CID |
| | 2004-2006 | CHEVROLET SILVERADO 2500 HD | 8.1L V8 496 CID |
| | 2004-2006 | CHEVROLET SILVERADO 3500 | 8.1L V8 496 CID |
| | 2004-2006 | GMC SIERRA 2500 HD | 8.1L V8 496 CID |
| | 2004-2006 | GMC SIERRA 3500 | 8.1L V8 496 CID |
| | 2004-2014 | GMC SAVANA 3500 | 4.8L V8 294 CID |
| | 2005-2006 | CHEVROLET AVALANCHE 1500 | 5.3L V8 5328cc 325 CID |
| | 2005-2006 | CHEVROLET AVALANCHE 2500 | 8.1L V8 496 CID |
| | 2005-2006 | CHEVROLET SILVERADO 1500 | 4.8L V8 294 CID |
| | 2005-2006 | CHEVROLET SILVERADO 1500 | 5.3L V8 5328cc 325 CID |
| | 2005-2006 | CHEVROLET SILVERADO 1500 HD | 6.0L V8 5967cc 364 CID |
| | 2005-2006 | CHEVROLET SUBURBAN 1500 | 5.3L V8 5328cc 325 CID |
| | 2005-2006 | CHEVROLET TAHOE | 4.8L V8 294 CID |
| | 2005-2006 | CHEVROLET TAHOE | 5.3L V8 5328cc 325 CID |
| | 2005-2006 | GMC SIERRA 1500 | 4.8L V8 294 CID |
| | 2005-2006 | GMC SIERRA 1500 | 5.3L V8 5328cc 325 CID |
| | 2005-2006 | GMC SIERRA 1500 HD | 6.0L V8 5967cc 364 CID |
| | 2005-2006 | GMC YUKON | 4.8L V8 294 CID |
| | 2005-2006 | GMC YUKON | 5.3L V8 5328cc 325 CID |
| | 2005-2006 | GMC YUKON XL 1500 | 5.3L V8 5328cc 325 CID |
| | 2005-2014 | CHEVROLET EXPRESS 3500 | 4.8L V8 294 CID |
| | 2006-2013 | GMC YUKON XL 2500 | 6.0L V8 5967cc 364 CID |
| | 2006-2014 | CHEVROLET EXPRESS 2500 | 6.0L V8 5967cc 364 CID |
| | 2006-2014 | CHEVROLET EXPRESS 3500 | 6.0L V8 5967cc 364 CID |
| | 2006-2014 | GMC SAVANA 2500 | 6.0L V8 5967cc 364 CID |
| | 2006-2014 | GMC SAVANA 3500 | 6.0L V8 5967cc 364 CID |
| | 2007-2002 | CHEVROLET SUBURBAN 1500 | 6.0L V8 6000cc 366 CID |
| | 2007-2009 | CHEVROLET EXPRESS 1500 | 5.3L V8 5328cc 325 CID |
| | 2007-2010 | CHEVROLET SILVERADO 2500 HD | 6.0L V8 5967cc 364 CID |
| | 2007-2010 | CHEVROLET SILVERADO 3500 HD | 6.0L V8 5967cc 364 CID |
| | 2007-2010 | GMC SIERRA 2500 HD | 6.0L V8 5967cc 364 CID |
| | 2007-2010 | GMC SIERRA 3500 HD | 6.0L V8 5967cc 364 CID |
| | 2007-2013 | CHEVROLET SUBURBAN 2500 | 6.0L V8 5967cc 364 CID |
| | 2007-2014 | GMC SAVANA 1500 | 5.3L V8 5328cc 325 CID |
| | 2007-2014 | GMC SAVANA 2500 | 6.0L V8 5967cc 364 CID |
| | 2008-1966 | CHEVROLET EXPRESS 1500 (MEX) | 5.3L V8 5300cc 323 CID |
| | 2008-2009 | CHEVROLET EXPRESS 1500 | 5.3L V8 5328cc 325 CID |
| 2008-2012 | CHEVROLET SILVERADO 3500 (MEX) | 5967 V8 6.0Lcc 364 CID | |
| 2009-2014 | CHEVROLET EXPRESS 4500 | 6.0L V8 5967cc 364 CID | |
| 2009-2014 | GMC SAVANA 4500 | 6.0L V8 5967cc 364 CID | |
| 2010-2014 | CHEVROLET EXPRESS 1500 | 5.3L V8 5328cc 325 CID | |
| 2012-2014 | CHEVROLET EXPRESS 2500 | 4.8L V8 294 CID | |
| 2012-2014 | CHEVROLET EXPRESS 3500 | 4.8L V8 294 CID | |
| 2012-2014 | GMC SAVANA 2500 | 4.8L V8 294 CID | |
| 2012-2014 | GMC SAVANA 3500 | 4.8L V8 294 CID | |
| 2013-2014 | CHEVROLET EXPRESS 1500 | 4.3L V6 4293cc 262 CID | |
| 2013-2016 | CHEVROLET SILVERADO 3500 WT (MEX) | 5967 V8 6.0Lcc 364 CID | |
| 22159 | 1993 | JEEP GRAND CHEROKEE | 5.2L V8 5211cc 318 CID |
| | 1993 | JEEP GRAND WAGONEER | 5.2L V8 5211cc 318 CID |
| | 1994 | DODGE B150 | 3.9L V6 3906cc 239 CID |
| | 1994 | DODGE B250 | 3.9L V6 3906cc 239 CID |
| | 1995 | DODGE B1500 | 3.9L V6 3906cc 239 CID |
| | 1995 | DODGE B1500 | 5.2L V8 5211cc 318 CID |
| | 1995 | DODGE B2500 | 3.9L V6 3906cc 239 CID |
| | 1995 | DODGE B2500 | 5.2L V8 5211cc 318 CID |
| | 1995 | DODGE B2500 | 5.9L V8 360 CID |
| | 1995 | DODGE B3500 | 5.2L V8 5211cc 318 CID |
| | 1995 | DODGE B3500 | 5.9L V8 360 CID |
| | 1997 | DODGE RAM 2500 (MEX) | 5.2L V8 5215cc CID |

| USMW | Years | Application | Engine |
|-----------|---------------------|------------------------|-------------------------|
| 22160 | 1998 | DODGE B1500 | 5.2L V8 5211cc 318 CID |
| | 1998 | DODGE B1500 | 5.9L V8 360 CID |
| | 1998 | DODGE B2500 | 5.2L V8 5211cc 318 CID |
| | 1998 | DODGE B2500 | 5.9L V8 360 CID |
| | 1998 | DODGE B3500 | 5.2L V8 5211cc 318 CID |
| | 1998 | DODGE B3500 | 5.9L V8 360 CID |
| | 2000 | DODGE RAM 1500 | 5.9L V8 360 CID |
| | 2000 | DODGE RAM 2500 | 5.9L V8 360 CID |
| | 2000 | DODGE RAM 3500 | 5.9L V8 360 CID |
| | 2001 | DODGE RAM 1500 | 5.9L V8 360 CID |
| | 2003 | DODGE RAM 2500 | 8.0L V10 7990cc 488 CID |
| | 2003 | DODGE RAM 3500 | 8.0L V10 7990cc 488 CID |
| | 2004 | FORD F-150 HERITAGE | 4.2L V6 256 CID |
| | 2004 | FORD F-250 SUPER DUTY | 5.4L V8 330 CID |
| | 2004 | FORD F-350 SUPER DUTY | 5.4L V8 330 CID |
| | 2005 | FORD F-250 SUPER DUTY | 5.4L V8 330 CID |
| | 2005 | FORD F-350 SUPER DUTY | 5.4L V8 330 CID |
| | 1992-1994 | DODGE B150 | 5.2L V8 5211cc 318 CID |
| | 1992-1994 | DODGE B250 | 5.2L V8 5211cc 318 CID |
| | 1992-1994 | DODGE B350 | 5.2L V8 5211cc 318 CID |
| | 1993-1994 | DODGE B250 | 5.9L V8 360 CID |
| | 1993-1994 | DODGE B350 | 5.9L V8 360 CID |
| | 1994-2002 | DODGE RAM 2500 | 8.0L V10 7990cc 488 CID |
| | 1994-2002 | DODGE RAM 3500 | 8.0L V10 7990cc 488 CID |
| | 1996-1997 | DODGE B1500 | 3.9L V6 3906cc 239 CID |
| | 1996-1997 | DODGE B1500 | 5.2L V8 5211cc 318 CID |
| | 1996-1997 | DODGE B2500 | 3.9L V6 3906cc 239 CID |
| | 1996-1997 | DODGE B2500 | 5.2L V8 5211cc 318 CID |
| | 1996-1997 | DODGE B2500 | 5.9L V8 360 CID |
| | 1996-1997 | DODGE B3500 | 5.2L V8 5211cc 318 CID |
| | 1996-1997 | DODGE B3500 | 5.9L V8 360 CID |
| | 1997-2000 | FORD F-150 | 4.2L V6 256 CID |
| | 1997-2008 | FORD F-150 | 4.2L V6 256 CID |
| | 1998-1982 | DODGE DURANGO (MEX) | 5215 V8 5.2Lcc 318 CID |
| | 1999-2001 | DODGE RAMCHARGER (MEX) | 5.2L V8 5215cc 318 CID |
| | 1999-2003 | DODGE RAM 1500 VAN | 5.2L V8 5211cc 318 CID |
| | 1999-2003 | DODGE RAM 1500 VAN | 5.9L V8 360 CID |
| | 1999-2003 | DODGE RAM 2500 VAN | 5.2L V8 5211cc 318 CID |
| | 1999-2003 | DODGE RAM 2500 VAN | 5.9L V8 360 CID |
| | 1999-2003 | DODGE RAM 3500 VAN | 5.2L V8 5211cc 318 CID |
| | 1999-2003 | DODGE RAM 3500 VAN | 5.9L V8 360 CID |
| | 1999-2004 | FORD F-250 SUPER DUTY | 5.4L V8 330 CID |
| | 1999-2004 | FORD F-350 SUPER DUTY | 5.4L V8 330 CID |
| | 2000-2005 | FORD EXCURSION | 5.4L V8 330 CID |
| | 2001-2002 | DODGE RAM 2500 | 5.9L V8 360 CID |
| | 2001-2002 | DODGE RAM 3500 | 5.9L V8 360 CID |
| | 2003-2005 | FORD EXCURSION | 5.4L V8 330 CID |
| 2004-2005 | FORD EXCURSION | 5.4L V8 330 CID | |
| 2005-2008 | FORD F-150 | 4.2L V6 256 CID | |
| 1992 | DODGE B150 | 3.9L V6 3906cc 239 CID | |
| 1992 | DODGE B150 | 5.2L V8 5211cc 318 CID | |
| 1992 | DODGE B250 | 3.9L V6 3906cc 239 CID | |
| 1992 | DODGE B250 | 5.2L V8 5211cc 318 CID | |
| 1993 | DODGE B150 | 3.9L V6 3906cc 239 CID | |
| 1993 | DODGE B250 | 3.9L V6 3906cc 239 CID | |
| 1994 | DODGE B150 | 3.9L V6 3906cc 239 CID | |
| 1994 | DODGE B150 | 3.9L V6 3906cc 239 CID | |
| 1994 | DODGE B250 | 3.9L V6 3906cc 239 CID | |
| 1994 | DODGE B250 | 5.2L V8 5211cc 318 CID | |
| 1994 | DODGE B3500 | 5.9L V8 360 CID | |
| 1994-1995 | JEEP GRAND CHEROKEE | 5.2L V8 5211cc 318 CID | |
| 1994-1996 | DODGE RAM 1500 | 3.9L V6 3906cc 239 CID | |
| 1994-1996 | DODGE RAM 1500 | 5.2L V8 5211cc 318 CID | |
| 1994-1996 | DODGE RAM 2500 | 5.2L V8 5211cc 318 CID | |

| USMW | Years | Application | Engine | |
|--------------|--------------|---------------------------------|---------------------------------|------------------------|
| 22160 | 1994-1998 | JEEP GRAND CHEROKEE | 5.2L V8 5211cc 318 CID | |
| | 1995-1997 | DODGE B1500 | 3.9L V6 3906cc 239 CID | |
| | 1995-1997 | DODGE B1500 | 5.2L V8 5211cc 318 CID | |
| | 1995-1997 | DODGE B2500 | 3.9L V6 3906cc 239 CID | |
| | 1995-1997 | DODGE B2500 | 5.2L V8 5211cc 318 CID | |
| | 1995-1997 | DODGE B2500 | 5.9L V8 360 CID | |
| | 1995-1997 | DODGE B3500 | 5.2L V8 5211cc 318 CID | |
| | 1995-1997 | DODGE B3500 | 5.9L V8 360 CID | |
| | 1995-1997 | JEEP GRAND CHEROKEE | 5.2L V8 5211cc 318 CID | |
| | 1997-1998 | JEEP GRAND CHEROKEE | 5.2L V8 5211cc 318 CID | |
| | 1997-2001 | DODGE RAM 1500 | 3.9L V6 3906cc 239 CID | |
| | 1997-2001 | DODGE RAM 1500 | 5.2L V8 5211cc 318 CID | |
| | 1999-2001 | DODGE RAMCHARGER (MEX) | 5.2L V8 5215cc 318 CID | |
| | 1999-2003 | DODGE RAM 1500 VAN | 3.9L V6 3906cc 239 CID | |
| | 1999-2003 | DODGE RAM 1500 VAN | 5.2L V8 5211cc 318 CID | |
| | 1999-2003 | DODGE RAM 2500 VAN | 5.2L V8 5211cc 318 CID | |
| | 1999-2003 | DODGE RAM 2500 VAN | 5.9L V8 360 CID | |
| | 1999-2003 | DODGE RAM 3500 VAN | 5.2L V8 5211cc 318 CID | |
| | 1999-2003 | DODGE RAM 3500 VAN | 5.9L V8 360 CID | |
| | 2000-2001 | DODGE RAM 1500 | 5.9L V8 360 CID | |
| | 2000-2002 | DODGE RAM 2500 | 5.9L V8 360 CID | |
| | 2000-2002 | DODGE RAM 3500 | 5.9L V8 360 CID | |
| | 2000-2004 | JEEP WRANGLER | 4.0L L6 242 CID | |
| | 2000-2006 | JEEP WRANGLER | 4.0L L6 242 CID | |
| | 2002-2006 | JEEP WRANGLER | 4.0L L6 242 CID | |
| | 2003-2006 | JEEP WRANGLER | 4.0L L6 242 CID | |
| | 2004-2006 | JEEP WRANGLER | 4.0L L6 242 CID | |
| | 2005-2006 | JEEP WRANGLER | 4.0L L6 242 CID | |
| | 22161 | 1992 | FORD BRONCO | 4.9L L6 4917cc 300 CID |
| | | 1996 | FORD F350 | 4.9L V6 4920cc 300 CID |
| | | 1987-1989 | FORD F-350 | 4.9L L6 4917cc 300 CID |
| | | 1987-1991 | FORD E-150 ECONOLINE | 4.9L L6 4917cc 300 CID |
| | | 1987-1991 | FORD E-150 ECONOLINE CLUB WAGON | 4.9L L6 4917cc 300 CID |
| 1987-1991 | | FORD E-250 ECONOLINE | 4.9L L6 4917cc 300 CID | |
| 1987-1991 | | FORD E-250 ECONOLINE CLUB WAGON | 4.9L L6 4917cc 300 CID | |
| 1987-1991 | | FORD E-350 ECONOLINE | 4.9L L6 4917cc 300 CID | |
| 1987-1991 | | FORD E-350 ECONOLINE CLUB WAGON | 4.9L L6 4917cc 300 CID | |
| 1987-1992 | | FORD BRONCO | 4.9L L6 4917cc 300 CID | |
| 1987-1992 | | FORD F-150 | 4.9L L6 4917cc 300 CID | |
| 1987-1992 | | FORD F-250 | 4.9L L6 4917cc 300 CID | |
| 1988-1991 | | FORD E-350 ECONOLINE CLUB WAGON | 4.9L L6 4917cc 300 CID | |
| 1990-1991 | | FORD F350 | 4.9L V6 4917cc 300 CID | |
| 1990-1992 | | FORD BRONCO | 4.9L L6 4917cc 300 CID | |
| 22162 | 1996 | CHEVROLET C2500 | 5.7L V8 350 CID | |
| | 1996 | CHEVROLET C3500 | 5.7L V8 350 CID | |
| | 1996 | CHEVROLET K2500 | 5.7L V8 350 CID | |
| | 1996 | GMC C3500 | 5.7L V8 350 CID | |
| | 1996 | GMC JIMMY | 4.3L V6 262 CID | |
| | 1997 | CHEVROLET C3500 | 5.7L V8 350 CID | |
| | 1997 | GMC C1500 | 4.3L V6 262 CID | |
| | 1997 | GMC C1500 | 5.0L V8 305 CID | |
| | 1997 | GMC C1500 | 5.7L V8 350 CID | |
| | 1998 | CHEVROLET C2500 | 5.0L V8 305 CID | |
| | 1998 | CHEVROLET C2500 | 5.7L V8 350 CID | |
| | 1998 | CHEVROLET K2500 | 5.0L V8 305 CID | |
| | 1998 | CHEVROLET K2500 | 5.7L V8 350 CID | |
| | 1998 | GMC K2500 | 5.0L V8 305 CID | |
| | 1999 | CHEVROLET C1500 | 5.0L V8 305 CID | |
| | 1999 | CHEVROLET C1500 | 5.7L V8 350 CID | |
| | 1999 | CHEVROLET K1500 | 5.0L V8 305 CID | |
| | 1999 | CHEVROLET K1500 | 5.7L V8 350 CID | |
| | 2000 | CHEVROLET TAHOE | 5.7L V8 350 CID | |
| | 2000 | ISUZU HOMBRE | 4.3L V6 262 CID | |
| | 2002 | CHEVROLET BLAZER | 4.3L V6 262 CID | |
| | 2002 | CHEVROLET EXPRESS 2500 | 4.3L V6 262 CID | |
| | 2002 | CHEVROLET SILVERADO 2500 (MEX) | 5.7L V8 5737cc CID | |
| | 2002 | CHEVROLET SUBURBAN 1500 (MEX) | 5.7L V8 5733cc CID | |
| | 2002 | GMC SAVANA 2500 | 4.3L V6 262 CID | |

| USMW | Years | Application | Engine |
|------|-----------|--------------------------------|--------------------|
| | 2002 | GMC SAVANA 2500 | 5.0L V8 305 CID |
| | 2002 | GMC SAVANA 2500 | 5.7L V8 350 CID |
| | 2003 | CHEVROLET BLAZER | 4.3L V6 262 CID |
| | 2004 | CHEVROLET SILVERADO 3500 (MEX) | 5.7L V8 5733cc CID |
| | 1991-1999 | CHEVROLET P31 VAN (MEX) | 5.7L V8 5737cc CID |
| | 1992-1996 | CHEVROLET C25 (MEX) | 5.7L V8 5700cc CID |
| | 1996-1997 | CHEVROLET C1500 | 4.3L V6 262 CID |
| | 1996-1997 | CHEVROLET C1500 | 5.0L V8 305 CID |
| | 1996-1997 | CHEVROLET C1500 | 5.7L V8 350 CID |
| | 1996-1997 | CHEVROLET C2500 | 5.0L V8 305 CID |
| | 1996-1997 | CHEVROLET C2500 | 5.7L V8 350 CID |
| | 1996-1997 | CHEVROLET C2500 SUBURBAN | 5.7L V8 350 CID |
| | 1996-1997 | CHEVROLET K1500 | 4.3L V6 262 CID |
| | 1996-1997 | CHEVROLET K1500 | 5.0L V8 305 CID |
| | 1996-1997 | CHEVROLET K1500 | 5.7L V8 350 CID |
| | 1996-1997 | CHEVROLET K2500 | 5.7L V8 350 CID |
| | 1996-1997 | CHEVROLET K2500 SUBURBAN | 5.7L V8 350 CID |
| | 1996-1997 | CHEVROLET K3500 | 5.7L V8 350 CID |
| | 1996-1997 | GMC YUKON | 5.7L V8 350 CID |
| | 1996-1998 | CHEVROLET C1500 | 4.3L V6 262 CID |
| | 1996-1998 | CHEVROLET C1500 | 5.0L V8 305 CID |
| | 1996-1998 | CHEVROLET C1500 | 5.7L V8 350 CID |
| | 1996-1998 | CHEVROLET C2500 | 5.0L V8 305 CID |
| | 1996-1998 | CHEVROLET C2500 | 5.7L V8 350 CID |
| | 1996-1998 | CHEVROLET K1500 | 4.3L V6 262 CID |
| | 1996-1998 | CHEVROLET K1500 | 5.0L V8 305 CID |
| | 1996-1998 | CHEVROLET K1500 | 5.7L V8 350 CID |
| | 1996-1998 | CHEVROLET K2500 | 5.7L V8 350 CID |
| | 1996-1998 | CHEVROLET K3500 | 5.7L V8 350 CID |
| | 1996-1998 | CHEVROLET S10 | 4.3L V6 262 CID |
| | 1996-1998 | GMC C1500 | 4.3L V6 262 CID |
| | 1996-1998 | GMC C1500 | 5.0L V8 305 CID |
| | 1996-1998 | GMC C1500 | 5.7L V8 350 CID |
| | 1996-1998 | GMC C2500 | 5.0L V8 305 CID |
| | 1996-1998 | GMC K1500 | 4.3L V6 262 CID |
| | 1996-1998 | GMC K1500 | 5.0L V8 305 CID |
| | 1996-1998 | GMC K1500 | 5.7L V8 350 CID |
| | 1996-1999 | CHEVROLET BLAZER | 4.3L V6 262 CID |
| | 1996-1999 | CHEVROLET C1500 SUBURBAN | 5.7L V8 350 CID |
| | 1996-1999 | CHEVROLET C2500 SUBURBAN | 5.7L V8 350 CID |
| | 1996-1999 | CHEVROLET K1500 SUBURBAN | 5.7L V8 350 CID |
| | 1996-1999 | CHEVROLET K2500 SUBURBAN | 5.7L V8 350 CID |
| | 1996-1999 | CHEVROLET TAHOE | 5.7L V8 350 CID |
| | 1996-1999 | GMC C1500 | 5.0L V8 305 CID |
| | 1996-1999 | GMC C1500 | 5.7L V8 350 CID |
| | 1996-1999 | GMC C1500 SUBURBAN | 5.7L V8 350 CID |
| | 1996-1999 | GMC C2500 SUBURBAN | 5.7L V8 350 CID |
| | 1996-1999 | GMC JIMMY | 4.3L V6 262 CID |
| | 1996-1999 | GMC K1500 | 5.0L V8 305 CID |
| | 1996-1999 | GMC K1500 | 5.7L V8 350 CID |
| | 1996-1999 | GMC K1500 SUBURBAN | 5.7L V8 350 CID |
| | 1996-1999 | GMC K2500 SUBURBAN | 5.7L V8 350 CID |
| | 1996-1999 | GMC SONOMA | 4.3L V6 262 CID |
| | 1996-1999 | GMC YUKON | 5.7L V8 350 CID |
| | 1996-2000 | CHEVROLET EXPRESS 2500 | 5.7L V8 350 CID |
| | 1996-2000 | CHEVROLET EXPRESS 3500 | 5.7L V8 350 CID |
| | 1996-2000 | GMC C2500 | 5.7L V8 350 CID |
| | 1996-2000 | GMC K2500 | 5.7L V8 350 CID |
| | 1996-2000 | GMC K3500 | 5.7L V8 350 CID |
| | 1996-2000 | GMC SAVANA 1500 | 4.3L V6 262 CID |
| | 1996-2000 | GMC SAVANA 1500 | 5.0L V8 305 CID |
| | 1996-2000 | GMC SAVANA 1500 | 5.7L V8 350 CID |
| | 1996-2000 | GMC SAVANA 2500 | 5.0L V8 305 CID |
| | 1996-2000 | GMC SAVANA 2500 | 5.7L V8 350 CID |
| | 1996-2000 | GMC SAVANA 3500 | 5.7L V8 350 CID |
| | 1996-2000 | ISUZU HOMBRE | 2.2L L4 2180cc |
| | 1996-2001 | CHEVROLET BLAZER | 4.3L V6 262 CID |
| | 1996-2001 | GMC JIMMY | 4.3L V6 262 CID |
| | 1996-2001 | OLDSMOBILE BRAVADA | 4.3L V6 262 CID |

| USMW | Years | Application | Engine | |
|--------------|----------------|------------------------------|------------------------|------------------------|
| 22162 | 1996-2002 | CHEVROLET EXPRESS 1500 | 4.3L V6 262 CID | |
| | 1996-2002 | CHEVROLET EXPRESS 1500 | 5.0L V8 305 CID | |
| | 1996-2002 | CHEVROLET EXPRESS 1500 | 5.7L V8 350 CID | |
| | 1996-2002 | CHEVROLET EXPRESS 2500 | 4.3L V6 262 CID | |
| | 1996-2002 | CHEVROLET EXPRESS 2500 | 5.0L V8 305 CID | |
| | 1996-2002 | GMC SAVANA 1500 | 4.3L V6 262 CID | |
| | 1996-2002 | GMC SAVANA 1500 | 5.0L V8 305 CID | |
| | 1996-2002 | GMC SAVANA 1500 | 5.7L V8 350 CID | |
| | 1996-2002 | GMC SAVANA 2500 | 4.3L V6 262 CID | |
| | 1996-2002 | GMC SAVANA 2500 | 5.0L V8 305 CID | |
| | 1997-1973 | CHEVROLET BOSS TRUCK (MEX) | 5.7L V8 5700cc CID | |
| | 1997-1998 | CHEVROLET C3500 | 5.7L V8 350 CID | |
| | 1997-1999 | ISUZU HOMBRE | 4.3L V6 4294cc | |
| | 1997-2000 | GMC C3500 | 5.7L V8 350 CID | |
| | 1998-2000 | GMC JIMMY | 4.3L V6 262 CID | |
| | 1999-2000 | CADILLAC ESCALADE | 5.7L V8 350 CID | |
| | 1999-2000 | CHEVROLET C2500 | 5.7L V8 350 CID | |
| | 1999-2000 | CHEVROLET C3500 | 5.7L V8 350 CID | |
| | 1999-2000 | CHEVROLET K2500 | 5.7L V8 350 CID | |
| | 1999-2000 | CHEVROLET K3500 | 5.7L V8 350 CID | |
| | 1999-2000 | GMC YUKON | 5.7L V8 350 CID | |
| | 1999-2001 | CHEVROLET BLAZER | 4.3L V6 262 CID | |
| | 1999-2003 | CHEVROLET S10 | 4.3L V6 262 CID | |
| | 2000-1991 | CHEVROLET C2500 (MEX) | 5.7L V8 5737cc 350 CID | |
| | 2000-2001 | GMC JIMMY | 4.3L V6 262 CID | |
| | 2000-2001 | GMC SONOMA | 4.3L V6 262 CID | |
| | 2000-2002 | CHEVROLET SONORA (MEX) | 5.7L V8 5737cc CID | |
| | 2000-2003 | GMC SONOMA | 4.3L V6 262 CID | |
| | 2001-2002 | CHEVROLET BLAZER | 4.3L V6 262 CID | |
| | 2001-2002 | CHEVROLET EXPRESS 1500 | 4.3L V6 262 CID | |
| | 2001-2002 | CHEVROLET EXPRESS 1500 | 5.0L V8 305 CID | |
| | 2001-2002 | CHEVROLET EXPRESS 1500 | 5.7L V8 350 CID | |
| | 2001-2002 | CHEVROLET EXPRESS 2500 | 5.7L V8 350 CID | |
| | 2001-2002 | CHEVROLET EXPRESS 3500 | 5.7L V8 350 CID | |
| | 2001-2002 | GMC SAVANA 1500 | 4.3L V6 262 CID | |
| | 2001-2002 | GMC SAVANA 1500 | 5.0L V8 305 CID | |
| | 2001-2002 | GMC SAVANA 1500 | 5.7L V8 350 CID | |
| | 2001-2002 | GMC SAVANA 2500 | 5.7L V8 350 CID | |
| | 2001-2002 | GMC SAVANA 3500 | 5.7L V8 350 CID | |
| | 2002-2003 | CHEVROLET S10 | 4.3L V6 262 CID | |
| | 22163 | 1991-1992 | FORD THUNDERBIRD | 5.0L V8 302 CID |
| | | 1991-1992 | MERCURY COUGAR | 5.0L V8 302 CID |
| | | 1991-1993 | FORD THUNDERBIRD | 5.0L V8 302 CID |
| | | 1991-1993 | MERCURY COUGAR | 5.0L V8 302 CID |
| | | 1991-1994 | FORD COUGAR (MEX) | 4.9L V8 4900cc 299 CID |
| | | 22164 | 2005 | DODGE DURANGO |
| | 2005 | | DODGE DURANGO | 5.7L V8 345 CID |
| 2007 | DODGE DURANGO | | 5.7L V8 345 CID | |
| 2009 | DODGE DURANGO | | 3.7L V6 226 CID | |
| 2009 | DODGE DURANGO | | 4.7L V8 285 CID | |
| 2004-2005 | DODGE DURANGO | | 3.7L V6 226 CID | |
| 2004-2005 | DODGE DURANGO | | 4.7L V8 285 CID | |
| 2004-2008 | DODGE DURANGO | | 5.7L V8 345 CID | |
| 2004-2009 | DODGE DURANGO | | 3.7L V6 226 CID | |
| 2006-2008 | DODGE DURANGO | | 3.7L V6 226 CID | |
| 2006-2008 | DODGE DURANGO | | 4.7L V8 285 CID | |
| 2006-2008 | DODGE DURANGO | | 5.7L V8 345 CID | |
| 2007-2008 | CHRYSLER ASPEN | | 5.7L V8 345 CID | |
| 2007-2009 | CHRYSLER ASPEN | | 4.7L V8 285 CID | |
| 22165 | 1992 | | FORD CROWN VICTORIA | 4.6L V8 281 CID |
| | 1992 | MERCURY GRAND MARQUIS | 4.6L V8 281 CID | |
| | 1991-1992 | LINCOLN TOWN CAR | 4.6L V8 281 CID | |
| | 2002-1997 | DODGE RAM 2500 3/4 TON (MEX) | 4.7L V8 4700cc CID | |
| 22166 | 1993 | FORD EXPLORER | 4.0L V6 245 CID | |
| | 1994 | FORD EXPLORER | 4.0L V6 245 CID | |
| | 1995 | FORD EXPLORER | 4.0L V6 245 CID | |
| | 1995 | FORD RANGER | 4.0L V6 245 CID | |
| | 1997 | FORD EXPLORER | 4.0L V6 245 CID | |
| | 1997 | MAZDA B4000 | 4.0L V6 4016cc | |

| USMW | Years | Application | Engine | |
|--------------|-------------------|-----------------------------|------------------------|-----------------|
| 22167 | 1998 | FORD RANGER | 4.0L V6 245 CID | |
| | 1999 | FORD EXPLORER | 4.0L V6 245 CID | |
| | 1999 | FORD F350 (MEX) | 5.4L V8 5409cc 330 CID | |
| | 2000 | FORD EXPLORER | 4.0L V6 245 CID | |
| | 2000 | MAZDA B4000 | 4.0L V6 4016cc | |
| | 2001 | FORD EXPLORER | 4.0L V6 245 CID | |
| | 2001 | FORD EXPLORER SPORT TRAC | 4.0L V6 245 CID | |
| | 2002 | FORD EXPLORER SPORT TRAC | 4.0L V6 245 CID | |
| | 2003 | FORD EXPLORER | 4.0L V6 245 CID | |
| | 2004 | FORD RANGER | 4.0L V6 245 CID | |
| | 2005 | FORD EXPLORER SPORT TRAC | 4.0L V6 245 CID | |
| | 2006 | MAZDA B4000 | 4.0L V6 4016cc | |
| | 1990-2002 | FORD EXPLORER (MEX) | 4.0L V6 4018cc 245 CID | |
| | 1991-1992 | FORD RANGER | 4.0L V6 245 CID | |
| | 1991-1993 | FORD EXPLORER | 4.0L V6 245 CID | |
| | 1991-1997 | FORD RANGER | 4.0L V6 245 CID | |
| | 1993-1994 | MAZDA NAVAJO | 4.0L V6 4016cc | |
| | 1993-1996 | FORD RANGER | 4.0L V6 245 CID | |
| | 1993-1997 | FORD RANGER | 4.0L V6 245 CID | |
| | 1994-1996 | MAZDA B4000 | 4.0L V6 4016cc | |
| | 1994-1997 | MAZDA B4000 | 4.0L V6 4016cc | |
| | 1995-1996 | FORD EXPLORER | 4.0L V6 245 CID | |
| | 1995-1996 | FORD RANGER | 4.0L V6 245 CID | |
| | 1995-1999 | FORD EXPLORER | 4.0L V6 245 CID | |
| | 1996-2002 | FORD EXPLORER | 4.0L V6 245 CID | |
| | 1997-2000 | FORD EXPLORER | 4.0L V6 245 CID | |
| | 1998-2000 | FORD EXPLORER | 4.0L V6 245 CID | |
| | 1998-2001 | MERCURY MOUNTAINEER | 4.0L V6 245 CID | |
| | 1998-2008 | MAZDA B4000 | 4.0L V6 4016cc | |
| | 1998-2011 | FORD RANGER | 4.0L V6 245 CID | |
| | 2001-2002 | FORD ECONOLINE WAGON (MEX) | 4.2L V6 4195cc 256 CID | |
| | 2001-2004 | MAZDA B4000 | 4.0L V6 4016cc | |
| | 2002-2005 | FORD RANGER | 4.0L V6 245 CID | |
| | 2002-2009 | MAZDA B4000 | 4.0L V6 4016cc | |
| | 2003-2004 | FORD EXPLORER SPORT TRAC | 4.0L V6 245 CID | |
| | 2003-2005 | FORD EXPLORER SPORT TRAC | 4.0L V6 245 CID | |
| | 2005-2009 | FORD RANGER | 4.0L V6 245 CID | |
| | 2006-2007 | FORD RANGER | 4.0L V6 245 CID | |
| | 2006-2011 | FORD RANGER | 4.0L V6 245 CID | |
| | 2010-2002 | FORD EXPLORER LIMITED (MEX) | 4.6L V8 4604cc 281 CID | |
| | 22168 | 1990 | FORD RANGER | 4.0L V6 245 CID |
| | | 1992 | MAZDA NAVAJO | 4.0L V6 4016cc |
| | | 1993 | FORD EXPLORER | 4.0L V6 245 CID |
| | | 1994 | FORD EXPLORER | 4.0L V6 245 CID |
| | | 1995 | FORD AEROSTAR | 4.0L V6 245 CID |
| | | 1997 | FORD RANGER | 4.0L V6 245 CID |
| | | 1997 | MAZDA B4000 | 4.0L V6 4016cc |
| 2001 | | FORD RANGER | 4.0L V6 245 CID | |
| 2002 | | FORD RANGER | 4.0L V6 245 CID | |
| 1990-1992 | | FORD AEROSTAR | 4.0L V6 245 CID | |
| 1990-1994 | | FORD AEROSTAR | 4.0L V6 245 CID | |
| 1991-1992 | | FORD RANGER | 4.0L V6 245 CID | |
| 1991-1992 | | MAZDA NAVAJO | 4.0L V6 4016cc | |
| 1991-1993 | | FORD EXPLORER | 4.0L V6 245 CID | |
| 1991-1993 | | FORD RANGER | 4.0L V6 245 CID | |
| 1991-1994 | FORD AEROSTAR | 4.0L V6 245 CID | | |
| 1991-1994 | FORD EXPLORER | 4.0L V6 245 CID | | |
| 1991-1994 | FORD RANGER | 4.0L V6 245 CID | | |
| 1993-1994 | FORD EXPLORER | 4.0L V6 245 CID | | |
| 1993-1994 | FORD RANGER | 4.0L V6 245 CID | | |
| 1994-1996 | MAZDA B4000 | 4.0L V6 4016cc | | |
| 1994-1997 | MAZDA B4000 | 4.0L V6 4016cc | | |
| 1995-1997 | FORD AEROSTAR | 4.0L V6 245 CID | | |
| 1996-1997 | FORD AEROSTAR | 4.0L V6 245 CID | | |
| 2000 | FORD F350 (MEX) | 5.4L V8 5409cc 330 CID | | |
| 2002 | DODGE RAM 1500 | 5.9L V8 360 CID | | |
| 2002 | LINCOLN BLACKWOOD | 5.4L V8 330 CID | | |
| 2003 | DODGE RAM 1500 | 3.7L V6 226 CID | | |
| 2003 | DODGE RAM 1500 | 4.7L V8 287 CID | | |

| USMW | Years | Application | Engine |
|-------|-----------|---------------------------------|------------------------|
| 22168 | 2003 | DODGE RAM 1500 | 5.9L V8 360 CID |
| | 2003 | DODGE RAM 2500 | 5.7L V8 345 CID |
| | 2003 | DODGE RAM 3500 | 5.7L V8 345 CID |
| | 2003 | FORD E-150 | 4.2L V6 256 CID |
| | 2003 | FORD E-150 CLUB WAGON | 4.2L V6 256 CID |
| | 2003 | FORD E-250 | 4.2L V6 256 CID |
| | 2003 | FORD E-450 SUPER DUTY | 5.4L V8 330 CID |
| | 2004 | DODGE RAM 1500 | 4.7L V8 287 CID |
| | 2004 | FORD EXPEDITION | 5.4L V8 330 CID |
| | 2004 | FORD F-150 HERITAGE | 4.6L V8 281 CID |
| | 2004 | FORD F-350 HERITAGE | 5.4L V8 330 CID |
| | 2004 | FORD F-250 SUPER DUTY | 5.4L V8 330 CID |
| | 2004 | FORD F-350 SUPER DUTY | 5.4L V8 330 CID |
| | 2005 | FORD F-150 | 5.4L V8 330 CID |
| | 2005 | FORD F-250 SUPER DUTY | 5.4L V8 330 CID |
| | 2005 | FORD F-350 SUPER DUTY | 5.4L V8 330 CID |
| | 2006 | DODGE RAM 1500 | 4.7L V8 285 CID |
| | 2006 | DODGE RAM 2500 | 5.7L V8 345 CID |
| | 2006 | FORD EXPEDITION | 5.4L V8 330 CID |
| | 2006 | FORD F-150 | 5.4L V8 330 CID |
| | 2006 | LINCOLN MARK LT | 5.4L V8 330 CID |
| | 2006 | LINCOLN NAVIGATOR | 5.4L V8 330 CID |
| | 2007 | DODGE RAM 1500 | 4.7L V8 285 CID |
| | 2007 | DODGE RAM 2500 | 5.7L V8 345 CID |
| | 2007 | FORD E-250 | 4.6L V8 281 CID |
| | 2007 | FORD E-250 | 5.4L V8 330 CID |
| | 2007 | FORD F-150 | 5.4L V8 330 CID |
| | 2008 | DODGE RAM 1500 | 3.7L V6 226 CID |
| | 2008 | DODGE RAM 1500 | 4.7L V8 285 CID |
| | 2008 | DODGE RAM 1500 | 5.7L V8 345 CID |
| | 2008 | DODGE RAM 2500 | 5.7L V8 345 CID |
| | 2008 | DODGE RAM 3500 | 5.7L V8 345 CID |
| | 2008 | FORD F-150 | 4.6L V8 281 CID |
| | 2008 | FORD F-150 | 5.4L V8 330 CID |
| | 2009 | FORD F150 (MEX) | 4.2L V6 4197cc 256 CID |
| | 1990-1982 | FORD F250 | 5.0L V8 4949cc 302 CID |
| | 1994-2014 | FORD THUNDERBIRD | 4.6L V8 4608cc 281 CID |
| | 1996-2002 | FORD EXPEDITION (MEX) | 4.6L V8 4608cc 281 CID |
| | 1997-1998 | FORD E-350 ECONOLINE | 5.4L V8 330 CID |
| | 1997-1998 | FORD E-350 ECONOLINE CLUB WAGON | 5.4L V8 330 CID |
| | 1997-1999 | FORD ECONOLINE SUPER DUTY | 5.4L V8 330 CID |
| | 1997-1999 | FORD F-250 | 4.6L V8 281 CID |
| | 1997-1999 | FORD F-250 | 5.4L V8 330 CID |
| | 1997-2000 | FORD E-150 ECONOLINE | 5.4L V8 330 CID |
| | 1997-2000 | FORD E-150 ECONOLINE CLUB WAGON | 5.4L V8 330 CID |
| | 1997-2000 | FORD E-250 ECONOLINE | 4.2L V6 256 CID |
| | 1997-2000 | FORD E-250 ECONOLINE | 5.4L V8 330 CID |
| | 1997-2000 | FORD E-350 ECONOLINE CLUB WAGON | 5.4L V8 330 CID |
| | 1997-2000 | FORD F-150 | 4.6L V8 281 CID |
| | 1997-2000 | FORD F-150 | 5.4L V8 330 CID |
| | 1997-2002 | FORD E-150 ECONOLINE | 4.2L V6 256 CID |
| | 1997-2002 | FORD E-150 ECONOLINE | 4.6L V8 281 CID |
| | 1997-2002 | FORD E-150 ECONOLINE | 5.4L V8 330 CID |
| | 1997-2002 | FORD E-150 ECONOLINE CLUB WAGON | 4.2L V6 256 CID |
| | 1997-2002 | FORD E-150 ECONOLINE CLUB WAGON | 4.6L V8 281 CID |
| | 1997-2002 | FORD E-150 ECONOLINE CLUB WAGON | 5.4L V8 330 CID |
| | 1997-2002 | FORD E-250 ECONOLINE | 4.2L V6 256 CID |
| | 1997-2002 | FORD E-250 ECONOLINE | 5.4L V8 330 CID |
| | 1997-2002 | FORD E-350 ECONOLINE CLUB WAGON | 5.4L V8 330 CID |
| | 1997-2002 | FORD EXPEDITION | 5.4L V8 330 CID |
| | 1997-2003 | FORD F-150 | 4.6L V8 281 CID |
| | 1997-2003 | FORD F-150 | 5.4L V8 330 CID |
| | 1997-2004 | FORD EXPEDITION | 4.6L V8 281 CID |
| | 1997-2014 | FORD MUSTANG COBRA | 4.6L V8 4592cc 280 CID |
| | 1998-2005 | LINCOLN NAVIGATOR | 5.4L V8 330 CID |
| | 1998-2007 | FORD LOBO (MEX) | 4.6L V8 4608cc 281 CID |
| | 1999-2000 | FORD ECONOLINE WAGON (MEX) | 4.2L V6 4195cc 256 CID |
| | 1999-2004 | FORD F-250 SUPER DUTY | 5.4L V8 330 CID |
| | 1999-2004 | FORD F-350 SUPER DUTY | 5.4L V8 330 CID |

| USMW | Years | Application | Engine |
|-------|-----------|---------------------------------|------------------------|
| | 1999-2008 | FORD LOBO (MEX) | 5.4L V8 5409cc 330 CID |
| | 1999-2014 | FORD MUSTANG COBRA | 4.6L V8 4589cc 280 CID |
| | 1999-2015 | FORD E-350 SUPER DUTY | 5.4L V8 330 CID |
| | 2000-2001 | FORD F-150 | 5.4L V8 330 CID |
| | 2000-2002 | FORD E-450 ECONOLINE SUPER DUTY | 5.4L V8 330 CID |
| | 2000-2007 | FORD F250 (MEX) | 4.6L V8 4608cc 281 CID |
| | 2001-2002 | FORD E-150 ECONOLINE CLUB WAGON | 5.4L V8 330 CID |
| | 2001-2002 | FORD E-350 ECONOLINE CLUB WAGON | 5.4L V8 330 CID |
| | 2001-2002 | FORD ECONOLINE WAGON (MEX) | 4.2L V6 4195cc 256 CID |
| | 2001-2003 | FORD F-150 | 4.6L V8 281 CID |
| | 2001-2003 | FORD F-150 | 5.4L V8 330 CID |
| | 2002-2003 | DODGE RAM 1500 | 3.7L V6 226 CID |
| | 2002-2003 | DODGE RAM 1500 | 4.7L V8 287 CID |
| | 2002-2003 | FORD F-150 | 5.4L V8 330 CID |
| | 2002-2008 | DODGE RAM 1500 | 3.7L V6 226 CID |
| | 2003-2005 | FORD E-150 CLUB WAGON | 4.6L V8 281 CID |
| | 2003-2005 | FORD E-150 CLUB WAGON | 5.4L V8 330 CID |
| | 2003-2005 | FORD E-350 CLUB WAGON | 5.4L V8 330 CID |
| | 2003-2006 | FORD EXPEDITION | 5.4L V8 330 CID |
| | 2003-2008 | DODGE RAM 1500 | 5.7L V8 345 CID |
| | 2003-2014 | FORD E-150 | 4.6L V8 281 CID |
| | 2003-2014 | FORD E-150 | 5.4L V8 330 CID |
| | 2003-2014 | FORD E-250 | 4.6L V8 281 CID |
| | 2003-2014 | FORD E-250 | 5.4L V8 330 CID |
| | 2004-2005 | FORD E-250 SUPER DUTY | 5.4L V8 330 CID |
| | 2004-2005 | FORD F-150 | 5.4L V8 330 CID |
| | 2004-2006 | FORD F-150 | 4.6L V8 281 CID |
| | 2004-2015 | FORD E-450 SUPER DUTY | 5.4L V8 330 CID |
| | 2005-2006 | DODGE RAM 1500 | 4.7L V8 285 CID |
| | 2005-2006 | FORD EXPEDITION | 5.4L V8 330 CID |
| | 2006-2007 | DODGE RAM 1500 | 5.7L V8 345 CID |
| | 2006-2007 | DODGE RAM 2500 | 5.7L V8 345 CID |
| | 2006-2007 | FORD F-250 SUPER DUTY | 5.4L V8 330 CID |
| | 2006-2007 | FORD F-350 SUPER DUTY | 5.4L V8 330 CID |
| | 2006-2010 | FORD F-250 SUPER DUTY | 5.4L V8 330 CID |
| | 2006-2010 | FORD F-350 SUPER DUTY | 5.4L V8 330 CID |
| | 2007-2008 | DODGE RAM 1500 | 4.7L V8 285 CID |
| | 2007-2008 | FORD F-150 | 4.6L V8 281 CID |
| | 2007-2008 | FORD F-150 | 5.4L V8 330 CID |
| | 2008-2009 | FORD F-250 SUPER DUTY | 5.4L V8 330 CID |
| | 2008-2009 | FORD F-350 SUPER DUTY | 5.4L V8 330 CID |
| | 2009-2010 | FORD F-250 SUPER DUTY | 5.4L V8 330 CID |
| | 2009-2010 | FORD F-350 SUPER DUTY | 5.4L V8 330 CID |
| | 2010-2014 | FORD LOBO XLT (MEX) | 5.4L V8 5409cc 330 CID |
| 22169 | 1992 | FORD CROWN VICTORIA | 4.6L V8 281 CID |
| | 1992 | MERCURY GRAND MARQUIS | 4.6L V8 281 CID |
| | 1993 | FORD CROWN VICTORIA | 4.6L V8 281 CID |
| | 1993 | LINCOLN TOWN CAR | 4.6L V8 281 CID |
| | 1993 | MERCURY GRAND MARQUIS | 4.6L V8 281 CID |
| | 1994 | LINCOLN TOWN CAR | 4.6L V8 281 CID |
| | 1996 | FORD CROWN VICTORIA | 4.6L V8 281 CID |
| | 1996 | LINCOLN TOWN CAR | 4.6L V8 281 CID |
| | 1997 | LINCOLN TOWN CAR | 4.6L V8 281 CID |
| | 2003 | LINCOLN TOWN CAR | 4.6L V8 281 CID |
| | 2003 | MERCURY GRAND MARQUIS | 4.6L V8 281 CID |
| | 2005 | FORD CROWN VICTORIA | 4.6L V8 281 CID |
| | 2005 | MERCURY GRAND MARQUIS | 4.6L V8 281 CID |
| | 2006 | FORD CROWN VICTORIA | 4.6L V8 281 CID |
| | 2006 | MERCURY GRAND MARQUIS | 4.6L V8 281 CID |
| | 2009 | FORD F-250 SUPER DUTY | 5.4L V8 330 CID |
| | 1991-1992 | FORD GRAND MARQUIS (MEX) | 5.0L V8 5000cc 302 CID |
| | 1993-1994 | LINCOLN TOWN CAR | 4.6L V8 281 CID |
| | 1993-1995 | FORD CROWN VICTORIA | 4.6L V8 281 CID |
| | 1993-1995 | LINCOLN TOWN CAR | 4.6L V8 281 CID |
| | 1993-2003 | LINCOLN TOWN CAR | 4.6L V8 281 CID |
| | 1993-2004 | FORD GRAND MARQUIS (MEX) | 4.6L V8 4608cc 281 CID |
| | 1994-1995 | FORD CROWN VICTORIA | 4.6L V8 281 CID |
| | 1994-2005 | MERCURY GRAND MARQUIS | 4.6L V8 281 CID |
| | 1995-2003 | LINCOLN TOWN CAR | 4.6L V8 281 CID |

FAN CLUTCHES

| USMW | Years | Application | Engine | |
|-----------|-----------|------------------------|---------------------------|------------------------|
| 22169 | 1996-2003 | FORD CROWN VICTORIA | 4.6L V8 281 CID | |
| | 1996-2005 | FORD CROWN VICTORIA | 4.6L V8 281 CID | |
| | 1996-2006 | FORD CROWN VICTORIA | 4.6L V8 281 CID | |
| | 1997-2006 | FORD CROWN VICTORIA | 4.6L V8 281 CID | |
| | 2001-2003 | LINCOLN TOWN CAR | 4.6L V8 281 CID | |
| | 2002-2003 | FORD CROWN VICTORIA | 4.6L V8 281 CID | |
| | 2003-2004 | MERCURY MARAUDER | 4.6L V8 281 CID | |
| | 2004-2006 | FORD CROWN VICTORIA | 4.6L V8 281 CID | |
| | 2008-2009 | FORD F-350 SUPER DUTY | 5.4L V8 330 CID | |
| | 2008-2010 | FORD F-250 SUPER DUTY | 5.4L V8 330 CID | |
| | 2008-2010 | FORD F-350 SUPER DUTY | 5.4L V8 330 CID | |
| | 2009-2010 | FORD F-250 SUPER DUTY | 5.4L V8 330 CID | |
| | 2009-2010 | FORD F-350 SUPER DUTY | 5.4L V8 330 CID | |
| | 22170 | 1992 | JEEP GRAND CHEROKEE (MEX) | 5.2L V8 5215cc 318 CID |
| | | 1993 | DODGE D150 | 5.9L V8 360 CID |
| 1993 | | DODGE D250 | 5.9L V8 360 CID | |
| 1993 | | DODGE D350 | 5.9L V8 360 CID | |
| 1993 | | DODGE RAMCHARGER | 5.9L V8 360 CID | |
| 1993 | | DODGE W150 | 5.9L V8 360 CID | |
| 1993 | | DODGE W250 | 5.9L V8 360 CID | |
| 1993 | | DODGE W350 | 5.9L V8 360 CID | |
| 1993 | | JEEP GRAND CHEROKEE | 5.2L V8 5211cc 318 CID | |
| 1993 | | JEEP GRAND WAGONEER | 5.2L V8 5211cc 318 CID | |
| 1997 | | LAND ROVER RANGE ROVER | 4.6L V8 4554cc 278 CID | |
| 1998 | | LAND ROVER RANGE ROVER | 4.0L V8 3950cc | |
| 1999 | | DODGE DURANGO | 5.2L V8 5211cc 318 CID | |
| 1999 | | DODGE DURANGO | 5.9L V8 360 CID | |
| 1999 | | LAND ROVER RANGE ROVER | 4.0L V8 3950cc | |
| 1999 | | LAND ROVER RANGE ROVER | 4.6L V8 4554cc 278 CID | |
| 2000 | | DODGE DURANGO | 5.2L V8 5211cc 318 CID | |
| 2000 | | DODGE DURANGO | 5.9L V8 360 CID | |
| 2000 | | DODGE RAM 2500 | 5.9L V8 360 CID | |
| 2000 | | DODGE RAM 3500 | 5.9L V8 360 CID | |
| 2000 | | LAND ROVER RANGE ROVER | 4.0L V8 3950cc | |
| 2000 | | LAND ROVER RANGE ROVER | 4.6L V8 4554cc 278 CID | |
| 2001 | | DODGE DURANGO | 5.9L V8 360 CID | |
| 2001 | | LAND ROVER DISCOVERY | 4.0L V8 3950cc | |
| 2001 | | LAND ROVER RANGE ROVER | 4.6L V8 4554cc 278 CID | |
| 2003 | | DODGE DURANGO | 5.9L V8 360 CID | |
| 2005 | | DODGE DAKOTA | 3.7L V6 226 CID | |
| 2005 | | DODGE DAKOTA | 4.7L V8 285 CID | |
| 2006 | | DODGE DAKOTA | 4.7L V8 285 CID | |
| 2006 | | MINIBISHI RAIDER | 3.7L V6 226 CID | |
| 2006 | | MINIBISHI RAIDER | 4.7L V8 285 CID | |
| 2007 | | DODGE DAKOTA | 4.7L V8 285 CID | |
| 2007 | | MINIBISHI RAIDER | 3.7L V6 226 CID | |
| 2007 | | MINIBISHI RAIDER | 4.7L V8 285 CID | |
| 2008 | | DODGE DAKOTA | 3.7L V6 226 CID | |
| 2008 | | DODGE DAKOTA | 4.7L V8 285 CID | |
| 2010 | | DODGE DAKOTA | 3.7L V6 226 CID | |
| 2011 | | RAM DAKOTA | 3.7L V6 226 CID | |
| 2011 | | RAM DAKOTA | 4.7L V8 285 CID | |
| 1992-1993 | | DODGE D150 | 5.2L V8 5211cc 318 CID | |
| 1992-1993 | | DODGE D250 | 5.2L V8 5211cc 318 CID | |
| 1992-1993 | | DODGE DAKOTA | 3.9L V6 3906cc 239 CID | |
| 1992-1993 | | DODGE DAKOTA | 5.2L V8 5211cc 318 CID | |
| 1992-1993 | | DODGE RAMCHARGER | 5.2L V8 5211cc 318 CID | |
| 1992-1993 | | DODGE W150 | 5.2L V8 5211cc 318 CID | |
| 1992-1993 | | DODGE W250 | 5.2L V8 5211cc 318 CID | |
| 1992-1996 | | DODGE DAKOTA | 5.2L V8 5211cc 318 CID | |
| 1992-1997 | | DODGE MICROBUS (MEX) | 5.9L V8 5900cc CID | |
| 1993-1967 | | DODGE D350 | 5.9L V8 5900cc 360 CID | |
| 1994-1996 | | DODGE DAKOTA | 5.2L V8 5211cc 318 CID | |
| 1994-1996 | | DODGE RAM 1500 | 5.9L V8 360 CID | |
| 1994-1999 | | DODGE RAM 2500 | 5.9L V8 360 CID | |
| 1994-1999 | | DODGE RAM 3500 | 5.9L V8 360 CID | |
| 1994-2000 | | DODGE RAMCHARGER (MEX) | 5.9L V8 5900cc 360 CID | |
| 1995-2000 | | LAND ROVER RANGE ROVER | 4.0L V8 3950cc | |

| USMW | Years | Application | Engine |
|-----------|-----------|----------------------------------|------------------------|
| | 1996-2002 | LAND ROVER RANGE ROVER | 4.6L V8 4554cc 278 CID |
| | 1997-1999 | DODGE DAKOTA | 5.2L V8 5211cc 318 CID |
| | 1997-1999 | DODGE RAM 1500 | 5.9L V8 360 CID |
| | 1997-1999 | DODGE RAM 4000 (MEX) | 5.9L V8 5900cc CID |
| | 1998-1999 | DODGE DAKOTA | 5.9L V8 360 CID |
| | 1998-1999 | DODGE DURANGO | 5.2L V8 5211cc 318 CID |
| | 1998-1999 | DODGE DURANGO | 5.9L V8 360 CID |
| | 1998-2000 | DODGE DURANGO | 5.2L V8 5211cc 318 CID |
| | 1998-2001 | DODGE DURANGO | 5.9L V8 360 CID |
| | 1999-2000 | DODGE DURANGO | 5.2L V8 5211cc 318 CID |
| | 1999-2000 | DODGE DURANGO | 5.9L V8 360 CID |
| | 1999-2000 | LAND ROVER DISCOVERY | 4.0L V8 3950cc |
| | 1999-2000 | LAND ROVER RANGE ROVER | 4.0L V8 3950cc |
| | 2001-2002 | LAND ROVER DISCOVERY | 4.0L V8 3950cc |
| | 2002-2003 | DODGE DURANGO | 5.9L V8 360 CID |
| | 2005-2006 | DODGE DAKOTA | 4.7L V8 285 CID |
| | 2006-2007 | DODGE DAKOTA | 3.7L V6 226 CID |
| | 2006-2010 | DODGE DAKOTA | 3.7L V6 226 CID |
| | 2007-2009 | MINIBISHI RAIDER | 3.7L V6 226 CID |
| | 2008-2009 | DODGE DAKOTA | 3.7L V6 226 CID |
| | 2008-2010 | DODGE DAKOTA | 4.7L V8 285 CID |
| | 2009-2010 | DODGE DAKOTA | 3.7L V6 226 CID |
| | 2009-2010 | DODGE DAKOTA | 4.7L V8 285 CID |
| | 2010-2011 | DODGE DAKOTA SLT (MEX) | 3.7L L6 3701cc 226 CID |
| 22171 | 1999 | DODGE DURANGO | 3.9L V6 3906cc 239 CID |
| | 2000 | DODGE DURANGO | 4.7L V8 287 CID |
| | 2000 | DODGE DURANGO | 5.2L V8 5211cc 318 CID |
| | 2000 | DODGE DURANGO | 5.9L V8 360 CID |
| | 2001 | DODGE DURANGO | 5.9L V8 360 CID |
| | 2002 | DODGE DAKOTA | 3.9L V6 3906cc 239 CID |
| | 2002 | DODGE DAKOTA | 4.7L V8 285 CID |
| | 2003 | DODGE DURANGO | 4.7L V8 285 CID |
| | 2003 | DODGE DURANGO | 5.9L V8 360 CID |
| | 2004 | DODGE DAKOTA | 4.7L V8 285 CID |
| | 1997-1999 | DODGE DAKOTA | 3.9L V6 3906cc 239 CID |
| | 1998-1999 | DODGE DURANGO | 3.9L V6 3906cc 239 CID |
| | 1998-2001 | DODGE RAM 1500 | 5.9L V8 360 CID |
| | 1998-2001 | DODGE RAM 2500 | 5.9L V8 360 CID |
| | 1998-2001 | DODGE RAM 3500 | 5.9L V8 360 CID |
| | 2000-2001 | DODGE DAKOTA | 4.7L V8 287 CID |
| | 2000-2001 | DODGE DURANGO | 4.7L V8 287 CID |
| | 2000-2001 | DODGE DURANGO | 5.9L V8 360 CID |
| | 2000-2003 | DODGE DAKOTA | 3.9L V6 3906cc 239 CID |
| | 2000-2003 | DODGE DAKOTA | 5.9L V8 360 CID |
| | 2002-2003 | DODGE DAKOTA | 4.7L V8 285 CID |
| | 2002-2003 | DODGE DURANGO | 4.7L V8 285 CID |
| | 2002-2003 | DODGE DURANGO | 5.9L V8 360 CID |
| | 2002-2004 | DODGE DAKOTA | 4.7L V8 285 CID |
| | 22173 | 2004 | CHEVROLET COLORADO |
| 2004 | | GMC CANYON | 3.5L L5 3460cc 211 CID |
| 2006 | | CHEVROLET COLORADO | 3.5L L5 3460cc 211 CID |
| 2006 | | GMC CANYON | 3.5L L5 3460cc 211 CID |
| 2006 | | HUMMER H3 | 3.5L L5 3460cc 211 CID |
| 2006 | | ISUZU I-350 | 3.5L L5 3460cc 211 CID |
| 1996-1999 | | CHEVROLET P30 | 5.7L V8 350 CID |
| 1996-1999 | | GMC P3500 | 5.7L V8 350 CID |
| 1997-2002 | | CHEVROLET W3500 TILTMASER W3S042 | 5.7L V8 5738cc 350 CID |
| 1997-2002 | | GMC W3500 FORWARD W3S042 | 5.7L V8 5738cc 350 CID |
| 1998-2002 | | CHEVROLET W4500 TILTMASER W4S042 | 5.7L V8 5738cc 350 CID |
| 1998-2002 | | GMC W4500 FORWARD W4S042 | 5.7L V8 5738cc 350 CID |
| 2003-2008 | | CHEVROLET W4500 TILTMASER W4S042 | 6.0L V8 5967cc 364 CID |
| 2003-2008 | | GMC W4500 FORWARD W4S042 | 6.0L V8 5967cc 364 CID |
| 2004-2005 | | CHEVROLET COLORADO | 3.5L L5 3460cc 211 CID |
| 2004-2005 | | GMC CANYON | 3.5L L5 3460cc 211 CID |
| 2004-2008 | | CHEVROLET W3500 TILTMASER W3S042 | 6.0L V8 5967cc 364 CID |
| 2004-2008 | | GMC W3500 FORWARD W3S042 | 6.0L V8 5967cc 364 CID |
| 2007-2008 | | CHEVROLET COLORADO | 3.7L L5 3654cc 223 CID |
| 2007-2008 | | ISUZU I-370 | 3.7L L5 3654cc 223 CID |
| 2007-2009 | HUMMER H3 | 3.7L L5 3654cc 223 CID | |

| USMW | Years | Application | Engine | |
|--------------|--------------|----------------------------------|---------------------------------|------------------------|
| 22173 | 2007-2010 | HUMMER H3 | 3.7L L5 3654cc 223 CID | |
| | 2007-2012 | CHEVROLET COLORADO | 3.7L L5 3654cc 223 CID | |
| | 2007-2012 | GMC CANYON | 3.7L L5 3654cc 223 CID | |
| | 2008-2012 | CHEVROLET COLORADO | 3.7L L5 3654cc 223 CID | |
| | 2009-2010 | HUMMER H3T | 3.7L L5 3654cc 223 CID | |
| 22174 | 1992 | JEEP GRAND CHEROKEE (MEX) | 4.0L L6 3966cc 242 CID | |
| | 1993 | JEEP GRAND CHEROKEE | 4.0L L6 242 CID | |
| | 1994 | JEEP GRAND CHEROKEE | 4.0L L6 242 CID | |
| | 1995 | JEEP GRAND CHEROKEE | 4.0L L6 242 CID | |
| | 1997 | JEEP GRAND CHEROKEE | 4.0L L6 242 CID | |
| | 1993-1998 | JEEP GRAND CHEROKEE | 4.0L L6 242 CID | |
| | 1997-1998 | JEEP GRAND CHEROKEE | 4.0L L6 242 CID | |
| 22175 | 1991 | ISUZU PICKUP | 3.1L V6 3137cc | |
| | 1991 | ISUZU TROOPER | 2.8L V6 2827cc | |
| | 1989-1991 | ISUZU TROOPER | 2.8L V6 2827cc | |
| | 1990-1991 | ISUZU TROOPER | 2.8L V6 2827cc | |
| | 1991-1992 | ISUZU RODEO | 3.1L V6 3137cc | |
| | 1991-1994 | ISUZU PICKUP | 3.1L V6 3137cc | |
| | 22176 | 2002 | ISUZU AXIOM | 3.5L V6 3475cc |
| 2003 | | ISUZU AXIOM | 3.5L V6 3491cc | |
| 2004 | | ISUZU AXIOM | 3.5L V6 3494cc | |
| 2004 | | ISUZU RODEO | 3.5L V6 3494cc | |
| 1998-2000 | | ISUZU AMIGO | 3.2L V6 3165cc | |
| 1998-2002 | | HONDA PASSPORT | 3.2L V6 3165cc | |
| 1998-2003 | | ISUZU RODEO | 3.2L V6 3165cc | |
| 1998-2004 | | ISUZU RODEO | 3.2L V6 3165cc | |
| 1999-2001 | | ISUZU VEHICROSS | 3.5L V6 3475cc | |
| 1999-2003 | | ISUZU RODEO | 3.2L V6 3165cc | |
| 2001-2003 | | ISUZU RODEO | 3.2L V6 3165cc | |
| 2001-2003 | | ISUZU RODEO SPORT | 3.2L V6 3165cc | |
| 22177 | | 2000-2002 | TOYOTA TUNDRA | 4.7L V8 4663cc 285 CID |
| 22178 | 1990-1995 | LEXUS LS400 | 4.0L V8 3967cc | |
| | 1996-2000 | LEXUS LS400 | 4.0L V8 3969cc | |
| 22179 | 1987 | CHEVROLET ASTRO | 2.5L L4 2474cc 151 CID | |
| | 1987 | GMC S15 | 2.8L V6 173 CID | |
| | 1987 | GMC SAFARI | 2.5L L4 2474cc 151 CID | |
| | 1989 | CHEVROLET S10 | 2.5L L4 2474cc 151 CID | |
| | 1991 | CHEVROLET S10 | 2.5L L4 2474cc 151 CID | |
| | 1991 | CHEVROLET S10 | 2.8L V6 173 CID | |
| | 1991 | GMC SONOMA | 2.5L L4 2474cc 151 CID | |
| | 1991 | GMC SONOMA | 2.8L V6 173 CID | |
| | 1987-1988 | CHEVROLET S10 BLAZER | 2.8L V6 173 CID | |
| | 1987-1988 | GMC S15 | 2.8L V6 173 CID | |
| | 1987-1989 | CHEVROLET S10 | 2.8L V6 173 CID | |
| | 1987-1989 | CHEVROLET S10 BLAZER | 2.8L V6 173 CID | |
| | 1987-1989 | GMC S15 JIMMY | 2.8L V6 173 CID | |
| | 1987-1990 | CHEVROLET S10 | 2.8L V6 173 CID | |
| | 1987-1990 | GMC S15 | 2.8L V6 173 CID | |
| | 1987-1991 | CHEVROLET S10 | 2.8L V6 173 CID | |
| | 1988-1989 | GMC S15 JIMMY | 2.8L V6 173 CID | |
| | 1989-1990 | CHEVROLET S10 | 2.5L L4 2474cc 151 CID | |
| | 1989-1990 | GMC S15 | 2.5L L4 2474cc 151 CID | |
| | 22181 | 2004 | NISSAN PATHFINDER ARMADA | 5.6L V8 5552cc |
| | | 2008 | NISSAN PATHFINDER | 5.6L V8 5552cc |
| 2010 | | NISSAN ARMADA | 5.6L V8 5552cc | |
| 2015 | | NISSAN NV2500 | 5.6L V8 5552cc | |
| 2004-2010 | | INFINITI QX56 | 5.6L V8 5552cc | |
| 2004-2010 | | NISSAN TITAN | 5.6L V8 5552cc | |
| 2005-2006 | | NISSAN ARMADA | 5.6L V8 5552cc | |
| 2007-2009 | | NISSAN ARMADA | 5.6L V8 5552cc | |
| 2007-2010 | | NISSAN ARMADA | 5.6L V8 5552cc | |
| 2008-2012 | | NISSAN PATHFINDER | 5.6L V8 5552cc | |
| 2008-2015 | | NISSAN TITAN | 5.6L V8 5552cc | |
| 2010-2015 | | NISSAN ARMADA | 5.6L V8 5552cc | |
| 2011-2015 | | NISSAN ARMADA | 5.6L V8 5552cc | |
| 2011-2015 | | NISSAN TITAN | 5.6L V8 5552cc | |
| 2012-2015 | | NISSAN NV2500 | 5.6L V8 5552cc | |
| 2012-2015 | | NISSAN NV3500 | 5.6L V8 5552cc | |
| 22182 | | 2005 | NISSAN PATHFINDER | 4.0L V6 3954cc |

| USMW | Years | Application | Engine |
|--------------|--------------|-----------------------------|------------------------|
| | 2009 | SUZUKI EQUATOR | 4.0L V6 3954cc |
| | 2015 | NISSAN NV2500 | 4.0L V6 3954cc |
| | 2005-2007 | NISSAN XTERRA | 4.0L V6 3954cc |
| | 2005-2008 | NISSAN FRONTIER | 4.0L V6 3954cc |
| | 2005-2009 | NISSAN PATHFINDER | 4.0L V6 3954cc |
| | 2005-2010 | NISSAN FRONTIER | 4.0L V6 3954cc |
| | 2005-2010 | NISSAN XTERRA | 4.0L V6 3954cc |
| | 2005-2012 | NISSAN PATHFINDER | 4.0L V6 3954cc |
| | 2006-2010 | NISSAN PATHFINDER | 4.0L V6 3954cc |
| | 2006-2012 | NISSAN PATHFINDER | 4.0L V6 3954cc |
| | 2006-2015 | NISSAN XTERRA | 4.0L V6 3954cc |
| | 2008-2010 | NISSAN XTERRA | 4.0L V6 3954cc |
| | 2008-2015 | NISSAN XTERRA | 4.0L V6 3954cc |
| | 2009-2012 | SUZUKI EQUATOR | 2.5L L4 2500cc |
| | 2009-2012 | SUZUKI EQUATOR | 4.0L V6 3954cc |
| | 2009-2015 | NISSAN FRONTIER | 4.0L V6 3954cc |
| | 2011-2012 | NISSAN PATHFINDER | 4.0L V6 3954cc |
| | 2011-2015 | NISSAN FRONTIER | 4.0L V6 3954cc |
| | 2011-2015 | NISSAN XTERRA | 4.0L V6 3954cc |
| | 2012-2015 | NISSAN NV1500 | 4.0L V6 3954cc |
| | 2012-2015 | NISSAN NV2500 | 4.0L V6 3954cc |
| | 2012-2015 | NISSAN NV3500 | 4.0L V6 3954cc |
| | 2013-2015 | NISSAN FRONTIER | 4.0L V6 3954cc |
| 22183 | 2005 | LEXUS LX470 | 4.7L V8 4663cc 285 CID |
| | 2005 | TOYOTA LAND CRUISER | 4.7L V8 4663cc 285 CID |
| | 1998-2004 | LEXUS LX470 | 4.7L V8 4663cc 285 CID |
| | 1998-2004 | TOYOTA LAND CRUISER | 4.7L V8 4663cc 285 CID |
| 22184 | 2005 | LEXUS GX470 | 4.7L V8 4663cc 285 CID |
| | 2005 | TOYOTA 4RUNNER | 4.7L V8 4663cc 285 CID |
| | 2001-2004 | TOYOTA SEQUOIA | 4.7L V8 4663cc 285 CID |
| | 2003-2004 | LEXUS GX470 | 4.7L V8 4663cc 285 CID |
| | 2003-2004 | TOYOTA 4RUNNER | 4.7L V8 4663cc 285 CID |
| | 2003-2004 | TOYOTA TUNDRA | 4.7L V8 4663cc 285 CID |
| | 2003-2004 | TOYOTA TUNDRA | 4.7L V8 4663cc 285 CID |
| 22185 | 2005 | LEXUS GX470 | 4.7L V8 4663cc 285 CID |
| | 2005 | LEXUS LX470 | 4.7L V8 4663cc 285 CID |
| | 2005 | TOYOTA 4RUNNER | 4.7L V8 4663cc 285 CID |
| | 2005 | TOYOTA LAND CRUISER | 4.7L V8 4663cc 285 CID |
| | 2005-2009 | TOYOTA SEQUOIA | 4.7L V8 4663cc 285 CID |
| | 2005-2009 | TOYOTA TUNDRA | 4.7L V8 4663cc 285 CID |
| | 2006-2007 | LEXUS LX470 | 4.7L V8 4663cc 285 CID |
| | 2006-2007 | TOYOTA LAND CRUISER | 4.7L V8 4663cc 285 CID |
| | 2006-2009 | LEXUS GX470 | 4.7L V8 4663cc 285 CID |
| | 2006-2009 | TOYOTA 4RUNNER | 4.7L V8 4663cc 285 CID |
| 22296 | 1987-1989 | MAZDA B2200 | 2.2L L4 2184cc |
| | 1987-1993 | MAZDA B2200 | 2.2L L4 2184cc |
| | 1990-1993 | MAZDA B2200 | 2.2L L4 2184cc |
| | 2003-2004 | LAND ROVER DISCOVERY | 4.6L V8 4554cc 278 CID |
| 22301 | 1987 | MERCEDES-BENZ 190D | 2.5L L5 2497cc |
| | 1987 | MERCEDES-BENZ 300D | 3.0L L6 2998cc |
| | 1987 | MERCEDES-BENZ 300TD | 3.0L L6 2998cc |
| | 1991 | MERCEDES-BENZ 300D | 2.5L L5 2497cc |
| | 1991 | MERCEDES-BENZ 350SD | 3.4L L6 3449cc |
| | 1986-1987 | MERCEDES-BENZ 300SDL | 3.0L L6 2998cc |
| | 1990-1991 | MERCEDES-BENZ 350SDL | 3.4L L6 3449cc |
| | 1992-1993 | MERCEDES-BENZ 300SD | 3.4L L6 3449cc |
| | 1994-1995 | MERCEDES-BENZ S350 | 3.4L L6 3449cc |
| | 22302 | 2001 | AUDI A4 |
| 1997-2000 | | AUDI A4 | 1.8L L4 1781cc |
| 1997-2001 | | AUDI A4 QUATTRO | 1.8L L4 1781cc |
| 1998-2005 | | VOLKSWAGEN PASSAT | 1.8L L4 1781cc |
| 1999-2000 | | AUDI A4 QUATTRO | 1.8L L4 1781cc |
| 1999-2001 | | AUDI A4 QUATTRO | 1.8L L4 1781cc |
| 2000-2001 | | VOLKSWAGEN PASSAT | 1.8L L4 1781cc |
| 2002-1969 | | AUDI A4 | 1.8L L4 1754cc 107 CID |
| 2002-2009 | | AUDI A4 QUATTRO | 1.8L L4 1754cc 107 CID |
| 2003-1969 | | AUDI A4 | 1.8L L4 1781cc 108 CID |
| 2003-2005 | | VOLKSWAGEN PASSAT | 1.8L L4 1781cc |
| 2003-2009 | | AUDI A4 QUATTRO | 1.8L L4 1781cc 108 CID |
| 2004-2005 | | VOLKSWAGEN PASSAT | 1.8L L4 1781cc |

FAN CLUTCHES

| USMW | Years | Application | Engine |
|-----------|-----------------------|---------------------------|------------------------|
| 22302 | 2004-2005 | VOLKSWAGEN PASSAT | 2.0L L4 1967cc 120 CID |
| | 2007-2009 | AUDI A4 (MEX) | 1.8L L4 1781cc 108 CID |
| 22303 | 1997 | AUDI A4 | 2.8L V6 2771cc |
| | 1998 | AUDI A4 | 2.8L V6 2771cc |
| | 1998 | VOLKSWAGEN PASSAT | 2.8L V6 2771cc |
| | 2000 | VOLKSWAGEN PASSAT | 2.8L V6 2771cc |
| | 2000 | VOLKSWAGEN PASSAT | 2.8L V6 2771cc 170 CID |
| | 1996-2001 | AUDI A4 | 2.8L V6 2771cc |
| | 1996-2001 | AUDI A4 QUATTRO | 2.8L V6 2771cc |
| | 1998-1999 | VOLKSWAGEN PASSAT | 2.8L V6 2771cc |
| | 1998-2001 | AUDI A4 QUATTRO | 2.8L V6 2771cc |
| | 1998-2001 | AUDI A6 | 2.8L V6 2771cc |
| | 1998-2001 | AUDI A6 QUATTRO | 2.8L V6 2771cc |
| | 1999-2001 | AUDI A6 QUATTRO | 2.8L V6 2771cc |
| | 1999-2005 | VOLKSWAGEN PASSAT | 2.8L V6 2771cc |
| | 2000-2002 | AUDI S4 | 2.7L V6 2671cc |
| | 2000-2004 | AUDI A6 QUATTRO | 2.7L V6 2671cc |
| | 2001-2002 | AUDI S4 | 2.7L V6 2671cc |
| | 2001-2005 | VOLKSWAGEN PASSAT | 2.8L V6 2771cc |
| 2003-2004 | VOLKSWAGEN PASSAT | 2.8L V6 2771cc | |
| 22305 | 1993 | LAND ROVER DEFENDER 110 | 3.9L V8 3950cc |
| | 1994-1995 | LAND ROVER DEFENDER 90 | 3.9L V8 3950cc |
| 22306 | 1989 | MERCEDES-BENZ 190D | 2.5L L5 2497cc |
| | 1986-1989 | MERCEDES-BENZ 190D | 2.5L L5 2497cc |
| | 1995-1997 | MERCEDES-BENZ E300 | 3.0L L6 2996cc |
| 22307 | 1979 | MERCEDES-BENZ 300TD | 3.0L L5 3005cc |
| | 1989 | MERCEDES-BENZ 300D (MEX) | 3.0L L6 2985cc 182 CID |
| | 1991 | MERCEDES-BENZ 300E | 2.6L L6 2599cc |
| | 1993 | MERCEDES-BENZ 300CE | 3.2L L6 3199cc |
| | 1993 | MERCEDES-BENZ 300E | 2.8L L6 2799cc |
| | 1993 | MERCEDES-BENZ 300E | 3.2L L6 3199cc |
| | 1993 | MERCEDES-BENZ 300TE | 3.2L L6 3199cc |
| | 1954-1959 | MERCEDES-BENZ 300SL | 3.0L L6 2996cc 183 CID |
| | 1960-1962 | MERCEDES-BENZ 300 | 3.0L L6 183 CID |
| | 1960-1962 | MERCEDES-BENZ 300 | 3.0L L6 2996cc 183 CID |
| | 1975-1979 | MERCEDES-BENZ 300D | 3.0L L5 3005cc |
| | 1978-1979 | MERCEDES-BENZ 300CD | 3.0L L5 3005cc |
| | 1978-1979 | MERCEDES-BENZ 300SD | 3.0L L5 3005cc |
| | 1986-1987 | MERCEDES-BENZ 300TE (MEX) | 3.0L L6 2962cc 180 CID |
| | 1986-1989 | MERCEDES-BENZ 300SL (MEX) | 3.0L L6 2962cc 180 CID |
| | 1986-1992 | MERCEDES-BENZ 300E | 3.0L L6 2962cc |
| | 1987-1989 | MERCEDES-BENZ 260E | 2.6L L6 2599cc |
| | 1987-1989 | MERCEDES-BENZ 260SE (MEX) | 2.6L L6 2599cc 158 CID |
| | 1988-1991 | MERCEDES-BENZ 300SE | 3.0L L6 2962cc |
| | 1988-1991 | MERCEDES-BENZ 300SEL | 3.0L L6 2962cc |
| | 1988-1992 | MERCEDES-BENZ 300CE | 3.0L L6 2962cc |
| | 1988-1992 | MERCEDES-BENZ 300TE | 3.0L L6 2962cc |
| | 1990-1966 | MERCEDES-BENZ 190DT (MEX) | 2.5L L5 2497cc 152 CID |
| | 1990-1993 | MERCEDES-BENZ 300E | 3.0L L6 2962cc |
| | 1990-1993 | MERCEDES-BENZ 300TE | 3.0L L6 2962cc |
| | 1992-1966 | MERCEDES-BENZ 260E (MEX) | 2.6L L6 2599cc 158 CID |
| | 1994-1995 | MERCEDES-BENZ E320 | 3.2L L6 3199cc |
| 1994-1997 | MERCEDES-BENZ C280 | 2.8L L6 2799cc | |
| 1995-1997 | MERCEDES-BENZ C36 AMG | 3.6L L6 3606cc | |
| 22308 | 1973-1974 | MERCURY COUGAR | 7.5L V8 7539cc 460 CID |
| | 1973-1976 | MERCURY COUGAR | 7.5L V8 460 CID |
| | 1994-1996 | MERCEDES-BENZ C220 | 2.2L L4 2199cc |
| | 1996-1997 | MERCEDES-BENZ SLK (MEX) | 2.3L L4 2295cc 140 CID |
| | 1997-1998 | MERCEDES-BENZ C230 | 2.3L L4 2295cc |
| | 1999-2000 | MERCEDES-BENZ C230 | 2.3L L4 2295cc |
| | 22310 | 2002 | CHEVROLET TRAILBLAZER |
| 2003 | | CHEVROLET TRAILBLAZER | 4.2L L6 256 CID |
| 2003 | | ISUZU ASCENDER | 4.2L L6 256 CID |
| 2003 | | ISUZU ASCENDER | 5.3L V8 5328cc 325 CID |
| 2005 | | ISUZU ASCENDER | 5.3L V8 5328cc 325 CID |
| 2005 | | SAAB 9-7X | 4.2L L6 256 CID |
| 2005 | | SAAB 9-7X | 5.3L V8 5328cc 325 CID |
| 2006 | | CHEVROLET TRAILBLAZER | 5.3L V8 5328cc 325 CID |
| 2006 | | ISUZU ASCENDER | 4.2L L6 256 CID |

| USMW | Years | Application | Engine |
|-----------|-----------|----------------------------|------------------------|
| | 2002-2004 | CHEVROLET TRAILBLAZER | 4.2L L6 256 CID |
| | 2002-2004 | CHEVROLET TRAILBLAZER EXT | 4.2L L6 256 CID |
| | 2002-2004 | OLDSMOBILE BRAVADA | 4.2L L6 256 CID |
| | 2002-2006 | CHEVROLET TRAILBLAZER EXT | 4.2L L6 256 CID |
| | 2002-2006 | GMC ENVOY XL | 4.2L L6 256 CID |
| | 2002-2007 | GMC ENVOY | 4.2L L6 256 CID |
| | 2003-2004 | CHEVROLET SSR | 5.3L V8 5328cc 325 CID |
| | 2003-2004 | CHEVROLET TRAILBLAZER EXT | 5.3L V8 5328cc 325 CID |
| | 2003-2005 | GMC ENVOY XL | 5.3L V8 5328cc 325 CID |
| | 2003-2005 | ISUZU ASCENDER | 5.3L V8 5328cc 325 CID |
| | 2003-2006 | CHEVROLET TRAILBLAZER EXT | 4.2L L6 256 CID |
| | 2003-2006 | CHEVROLET TRAILBLAZER EXT | 5.3L V8 5328cc 325 CID |
| | 2003-2006 | ISUZU ASCENDER | 4.2L L6 256 CID |
| | 2003-2006 | ISUZU ASCENDER | 5.3L V8 5328cc 325 CID |
| | 2003-2007 | CHEVROLET TRAILBLAZER | 4.2L L6 256 CID |
| | 2004-2005 | BUICK RAINIER | 4.2L L6 256 CID |
| | 2004-2005 | BUICK RAINIER | 5.3L V8 5328cc 325 CID |
| | 2004-2005 | GMC ENVOY XUV | 4.2L L6 256 CID |
| | 2004-2005 | GMC ENVOY XUV | 5.3L V8 5328cc 325 CID |
| | 2004-2007 | BUICK RAINIER | 4.2L L6 256 CID |
| | 2004-2007 | BUICK RAINIER | 5.3L V8 5328cc 325 CID |
| | 2004-2007 | ISUZU ASCENDER | 4.2L L6 256 CID |
| | 2005-2006 | CHEVROLET SSR | 6.0L V8 5967cc 364 CID |
| | 2005-2006 | GMC ENVOY XL | 5.3L V8 5328cc 325 CID |
| | 2005-2007 | GMC ENVOY | 5.3L V8 5328cc 325 CID |
| | 2006-2007 | SAAB 9-7X | 4.2L L6 256 CID |
| | 2006-2007 | SAAB 9-7X | 5.3L V8 5328cc 325 CID |
| | 2006-2009 | CHEVROLET TRAILBLAZER | 6.0L V8 5967cc 364 CID |
| 22311 | 1995 | AUDI S6 | 2.2L L5 2226cc |
| | 1990-1991 | AUDI V8 QUATTRO | 3.6L V8 3562cc |
| | 1992-1994 | AUDI S4 | 2.2L L5 2226cc |
| | 1992-1994 | AUDI V8 QUATTRO | 4.2L V8 4172cc |
| 22313 | 1993 | MERCEDES-BENZ 600SEC | 6.0L V12 5987cc |
| | 1993 | MERCEDES-BENZ 600SL | 6.0L V12 5987cc |
| | 1992-1993 | MERCEDES-BENZ 600SEL | 6.0L V12 5987cc |
| | 1994-1999 | MERCEDES-BENZ S600 | 6.0L V12 5987cc |
| | 1994-2002 | MERCEDES-BENZ SL600 | 6.0L V12 5987cc |
| | 1998-1999 | MERCEDES-BENZ CL600 | 6.0L V12 5987cc |
| 22316 | 2000 | AUDI A8 QUATTRO | 4.2L V8 4172cc |
| | 1996-2009 | AUDI A8 (MEX) | 4.2L V8 4172cc 255 CID |
| | 1997-1999 | AUDI A8 | 3.7L V8 3697cc |
| | 1997-2000 | AUDI A8 QUATTRO | 4.2L V8 4172cc |
| | 2000-2004 | AUDI A6 QUATTRO | 4.2L V8 4172cc |
| | 2001-2003 | AUDI A8 QUATTRO | 4.2L V8 4172cc |
| | 2001-2003 | AUDI S8 | 4.2L V8 4172cc |
| | 2001-2004 | AUDI S6 QUATTRO (MEX) | 4.2L V8 4172cc 255 CID |
| | 2002-2003 | AUDI S6 | 4.2L V8 4172cc |
| | 22319 | 1980 | MERCEDES-BENZ 280CE |
| 1980 | | MERCEDES-BENZ 280E | 2.8L L6 2746cc |
| 1980 | | MERCEDES-BENZ 280SE | 2.8L L6 2746cc |
| 1981 | | MERCEDES-BENZ 280CE | 2.8L L6 2778cc |
| 1981 | | MERCEDES-BENZ 280E | 2.8L L6 2778cc |
| 1980-1982 | | MERCEDES-BENZ 300CD | 3.0L L5 3005cc |
| 1980-1982 | | MERCEDES-BENZ 300D | 3.0L L5 3005cc |
| 1980-1982 | | MERCEDES-BENZ 300SD | 3.0L L5 3005cc |
| 1981-1982 | | MERCEDES-BENZ 300TD | 3.0L L5 3005cc |
| 1983-1985 | | MERCEDES-BENZ 300CD | 3.0L L5 2998cc |
| 1983-1985 | | MERCEDES-BENZ 300D | 3.0L L5 2998cc |
| 1983-1985 | | MERCEDES-BENZ 300SD | 3.0L L5 2998cc |
| 1983-1985 | | MERCEDES-BENZ 300TD | 3.0L L5 2998cc |
| 22320 | 1986 | MERCEDES-BENZ 420SL (MEX) | 4.2L V8 4196cc 256 CID |
| | 1986 | MERCEDES-BENZ 500SE (MEX) | 5.0L V8 4973cc 303 CID |
| | 1988 | MERCEDES-BENZ 190E | 2.6L L6 2599cc |
| | 1986-1997 | MERCEDES-BENZ 420SE (MEX) | 4.2L V8 4196cc 256 CID |
| | 1986-1997 | MERCEDES-BENZ 500SL (MEX) | 5.0L V8 4973cc 303 CID |
| | 1986-1997 | MERCEDES-BENZ 560SE (MEX) | 5.6L V8 5547cc 338 CID |
| | 1994-1996 | MERCEDES-BENZ 560SEL (MEX) | 5.6L V8 5547cc 338 CID |
| | 22321 | 1997 | MERCEDES-BENZ E420 |
| 1998-2002 | | MERCEDES-BENZ E430 | 4.3L V8 4266cc |

| USMW | Years | Application | Engine |
|--------------|---------------------------|------------------------------|-------------------------|
| 22321 | 1999-2001 | MERCEDES-BENZ ML430 | 4.3L V8 4266cc |
| | 1999-2002 | MERCEDES-BENZ E55 AMG | 5.5L V8 5439cc 335 CID |
| | 1999-2002 | MERCEDES-BENZ SL500 | 5.0L V8 4973cc |
| | 2000-2002 | MERCEDES-BENZ E430 | 4.3L V8 4266cc |
| | 2000-2003 | MERCEDES-BENZ ML55 AMG | 5.5L V8 5439cc 335 CID |
| 22322 | 1957 | MERCEDES-BENZ 300SC | 3.0L L6 183 CID |
| | 1957-1989 | MERCEDES-BENZ 300C | 3.0L L6 2980cc 182 CID |
| | 1961-1966 | MERCEDES-BENZ 300 | 3.0L L6 2996cc 183 CID |
| | 1990-1993 | MERCEDES-BENZ 300SL | 3.0L L6 2962cc |
| | 1992-1993 | MERCEDES-BENZ 300SE | 3.2L L6 3199cc |
| | 1994-1997 | MERCEDES-BENZ SL320 | 3.2L L6 3199cc |
| | 1994-1999 | MERCEDES-BENZ S320 | 3.2L L6 3199cc |
| | 1996-1997 | MERCEDES-BENZ E320 | 3.2L L6 3199cc |
| 22323 | 1994 | MERCEDES-BENZ E500 | 5.0L V8 4973cc |
| | 1997 | MERCEDES-BENZ CL600 | 6.0L V12 5987cc 365 CID |
| | 1991-1997 | MERCEDES-BENZ 600SEL (MEX) | 6.0L V12 5987cc 365 CID |
| | 1992-1993 | MERCEDES-BENZ 400E | 4.2L V8 4196cc |
| | 1992-1993 | MERCEDES-BENZ 500E | 5.0L V8 4973cc |
| | 1994-1995 | MERCEDES-BENZ E420 | 4.2L V8 4196cc |
| | 1994-1997 | MERCEDES-BENZ 600SEC (MEX) | 6.0L V12 5987cc 365 CID |
| 1996-1997 | MERCEDES-BENZ 600CL (MEX) | 6.0L V12 5987cc 365 CID | |
| 22324 | 1998-2000 | MERCEDES-BENZ C280 | 2.8L V6 2799cc |
| | 1998-2000 | MERCEDES-BENZ C43 AMG | 4.3L V8 4266cc |
| | 1998-2003 | MERCEDES-BENZ E320 | 3.2L V6 3199cc |
| | 1999-2003 | MERCEDES-BENZ CLK430 | 4.3L V8 4266cc |
| | 2001-2002 | MERCEDES-BENZ CLK55 AMG | 5.5L V8 5439cc 335 CID |
| 22325 | 1998-2003 | MERCEDES-BENZ ML320 | 3.2L V6 3199cc |
| | 2003-2005 | MERCEDES-BENZ ML350 | 3.7L V6 3699cc |
| 22326 | 2003 | BMW Z8 | 4.8L V8 4837cc |
| | 1999-2009 | BMW M5 (MEX) | 4.9L V8 4941cc 301 CID |
| | 2000-2003 | BMW M5 | 5.0L V8 4941cc |
| | 2000-2003 | BMW Z8 | 5.0L V8 4941cc |
| 22327 | 1998-1999 | MERCEDES-BENZ E300 | 3.0L L6 2996cc |
| 22328 | 2002-2006 | FREIGHTLINER SPRINTER 2500 | 2.7L L5 2687cc 165 CID |
| | 2002-2006 | FREIGHTLINER SPRINTER 3500 | 2.7L L5 2687cc 165 CID |
| | 2003-2006 | DODGE SPRINTER 2500 | 2.7L L5 2687cc 165 CID |
| | 2003-2006 | DODGE SPRINTER 3500 | 2.7L L5 2687cc 165 CID |
| | 2004-2006 | MERCEDES-BENZ SPRINTER (MEX) | 2.7L L5 2685cc 165 CID |
| 22329 | 2008 | FORD F-350 SUPER DUTY | 6.4L V8 391 CID |
| | 2008 | FORD F-450 SUPER DUTY | 6.4L V8 391 CID |
| | 2009 | FORD F-350 SUPER DUTY | 6.4L V8 391 CID |
| | 2009 | FORD F-450 SUPER DUTY | 6.4L V8 391 CID |
| | 2010 | FORD F-350 SUPER DUTY | 6.4L V8 391 CID |
| | 2010 | FORD F-450 SUPER DUTY | 6.4L V8 391 CID |
| | 2008-2010 | FORD F-250 SUPER DUTY | 6.4L V8 391 CID |
| | 2008-2010 | FORD F-350 SUPER DUTY | 6.4L V8 391 CID |
| | 2008-2010 | FORD F-450 SUPER DUTY | 6.4L V8 391 CID |
| | 2008-2010 | FORD F-550 SUPER DUTY | 6.4L V8 391 CID |
| 22331 | 2004 | DODGE RAM 2500 | 5.9L L6 359 CID |
| | 2004 | DODGE RAM 3500 | 5.9L L6 359 CID |
| | 2005 | DODGE RAM 3500 | 5.9L L6 359 CID |
| | 2007 | DODGE RAM 3500 | 5.9L L6 359 CID |
| | 2007 | DODGE RAM 3500 | 6.7L L6 408 CID |
| | 2005-2007 | DODGE RAM 2500 | 5.9L L6 359 CID |
| | 2005-2007 | DODGE RAM 3500 | 5.9L L6 359 CID |
| | 2005-2009 | DODGE RAM 3500 | 5.9L L6 359 CID |
| | 2006-2007 | DODGE RAM 2500 | 5.9L L6 359 CID |
| | 2006-2007 | DODGE RAM 3500 | 5.9L L6 359 CID |
| | 2006-2009 | DODGE RAM 2500 | 5.9L L6 359 CID |
| | 2007-2009 | DODGE RAM 2500 | 6.7L L6 408 CID |
| | 2007-2009 | DODGE RAM 3500 | 6.7L L6 408 CID |
| | 2007-2011 | DODGE RAM 4000 (MEX) | 5.9L L6 5884cc CID |
| | 2008-2009 | DODGE RAM 2500 | 6.7L L6 408 CID |
| | 2008-2009 | DODGE RAM 3500 | 6.7L L6 408 CID |
| | 2008-2010 | DODGE RAM 4500 | 6.7L L6 408 CID |
| | 2008-2010 | DODGE RAM 5500 | 6.7L L6 408 CID |
| 22332 | 2003-2005 | FORD EXCURSION | 6.0L V8 363 CID |
| | 2003-2007 | FORD F-250 SUPER DUTY | 6.0L V8 363 CID |
| | 2003-2007 | FORD F-350 SUPER DUTY | 6.0L V8 363 CID |

| USMW | Years | Application | Engine | |
|--------------|------------------------|----------------------------|---------------------------------|------------------------|
| | 2003-2007 | FORD F-450 SUPER DUTY | 6.0L V8 363 CID | |
| | 2003-2007 | FORD F-550 SUPER DUTY | 6.0L V8 363 CID | |
| | 2004-2005 | FORD E-350 CLUB WAGON | 6.0L V8 363 CID | |
| | 2004-2005 | FORD EXCURSION | 6.0L V8 363 CID | |
| | 2004-2007 | FORD F-250 SUPER DUTY | 6.0L V8 363 CID | |
| | 2004-2007 | FORD F-350 SUPER DUTY | 6.0L V8 363 CID | |
| | 2004-2010 | FORD E-350 SUPER DUTY | 6.0L V8 363 CID | |
| | 2004-2010 | FORD E-450 SUPER DUTY | 6.0L V8 363 CID | |
| | 2006-2010 | FORD E-350 SUPER DUTY | 6.0L V8 363 CID | |
| 22333 | 2007-2009 | DODGE SPRINTER 2500 | 3.0L V6 2987cc | |
| | 2007-2009 | DODGE SPRINTER 3500 | 3.0L V6 2987cc | |
| 22334 | 2009 | FORD EXPEDITION | 5.4L V8 330 CID | |
| | 2009 | LINCOLN NAVIGATOR | 5.4L V8 330 CID | |
| | 2010 | FORD F-150 | 5.4L V8 330 CID | |
| | 2009-2010 | FORD F-150 | 4.6L V8 281 CID | |
| | 2009-2010 | FORD F-150 | 5.4L V8 330 CID | |
| 2010-2009 | FORD LOBO LARIAT (MEX) | 5.4L V8 5409cc 330 CID | | |
| 22335 | 1992 | MERCEDES-BENZ 400SE | 4.2L V8 4196cc | |
| | 1993 | MERCEDES-BENZ 400SEL | 4.2L V8 4196cc | |
| | 1993 | MERCEDES-BENZ 500SEC | 5.0L V8 4973cc | |
| | 1990-1993 | MERCEDES-BENZ 500SL | 5.0L V8 4973cc | |
| | 1992-1993 | MERCEDES-BENZ 500SEL | 5.0L V8 4973cc | |
| | 1994-1998 | MERCEDES-BENZ SL500 | 5.0L V8 4973cc | |
| | 1994-1999 | MERCEDES-BENZ S420 | 4.2L V8 4196cc | |
| | 1994-1999 | MERCEDES-BENZ S500 | 5.0L V8 4973cc | |
| | 1998-1999 | MERCEDES-BENZ CL500 | 5.0L V8 4973cc | |
| | 22336 | 1981 | MERCEDES-BENZ 380SLC | 3.8L V8 3839cc |
| 1981-1983 | | MERCEDES-BENZ 380SEL | 3.8L V8 3839cc | |
| 1981-1985 | | MERCEDES-BENZ 380SL | 3.8L V8 3839cc | |
| 1982-1983 | | MERCEDES-BENZ 380SEC | 3.8L V8 3839cc | |
| 1984-1985 | | MERCEDES-BENZ 380SE | 3.8L V8 3839cc | |
| 1984-1985 | | MERCEDES-BENZ 500SEC | 5.0L V8 4973cc | |
| 1984-1985 | | MERCEDES-BENZ 500SEL | 5.0L V8 4973cc | |
| 1986-1989 | | MERCEDES-BENZ 560SL | 5.6L V8 5547cc | |
| 1986-1991 | | MERCEDES-BENZ 420SEL | 4.2L V8 4196cc | |
| 1986-1991 | | MERCEDES-BENZ 560SEC | 5.6L V8 5547cc | |
| 1986-1991 | | MERCEDES-BENZ 560SEL | 5.6L V8 5547cc | |
| 22337 | | 2006 | FORD EXPLORER | 4.0L V6 245 CID |
| | | 2006 | MERCURY MOUNTAINEER | 4.0L V6 245 CID |
| | | 2006 | MERCURY MOUNTAINEER | 4.6L V8 281 CID |
| | | 2006-2009 | FORD EXPLORER | 4.6L V8 281 CID |
| | 2006-2010 | FORD EXPLORER | 4.0L V6 245 CID | |
| | 2006-2010 | FORD EXPLORER | 4.6L V8 281 CID | |
| | 2006-2010 | MERCURY MOUNTAINEER | 4.6L V8 281 CID | |
| | 2007-2010 | FORD EXPLORER SPORT TRAC | 4.0L V6 245 CID | |
| | 2007-2010 | FORD EXPLORER SPORT TRAC | 4.6L V8 281 CID | |
| | 2007-2010 | MERCURY MOUNTAINEER | 4.0L V6 245 CID | |
| | 22338 | 2007 | FORD F-150 | 5.4L V8 330 CID |
| | | 2007 | LINCOLN NAVIGATOR | 5.4L V8 330 CID |
| 2008 | | FORD EXPEDITION | 5.4L V8 330 CID | |
| 2008 | | FORD F-150 | 4.6L V8 281 CID | |
| 2008 | | FORD F-150 | 5.4L V8 330 CID | |
| 2008 | | LINCOLN NAVIGATOR | 5.4L V8 330 CID | |
| 2007-2008 | | FORD EXPEDITION | 5.4L V8 330 CID | |
| 2007-2008 | | FORD F-150 | 4.6L V8 281 CID | |
| 2007-2008 | | FORD F-150 | 5.4L V8 330 CID | |
| 2007-2008 | | LINCOLN MARK LT | 5.4L V8 330 CID | |
| 22339 | | 2015 | FORD F-350 SUPER DUTY XL (MEX) | 6200 V8 6.2Lcc 378 CID |
| | | 2011-2009 | FORD LOBO HARLEY DAVIDSON (MEX) | 6.2L V8 6200cc CID |
| | 2011-2009 | FORD LOBO LIMITED (MEX) | 6.2L V8 6200cc CID | |
| | 2011-2014 | FORD F-350 XL (MEX) | 6.2L V8 6200cc CID | |
| | 2011-2014 | FORD F-350 XLT (MEX) | 6.2L V8 6200cc CID | |
| | 2011-2014 | FORD LOBO SVT RAPTOR (MEX) | 6.2L V8 6200cc CID | |
| | 2011-2015 | FORD F-250 SUPER DUTY | 6.2L V8 6210cc 379 CID | |
| | 2011-2015 | FORD F-350 SUPER DUTY | 6.2L V8 6210cc 379 CID | |
| | 2013-2015 | FORD F-350 SUPER DUTY | 6.2L V8 6210cc 379 CID | |
| | 22340 | 2015 | FORD F-350 SUPER DUTY | 6.7L V8 6651cc 406 CID |
| 2015 | | FORD F-450 SUPER DUTY | 6.7L V8 6651cc 406 CID | |
| 2015 | | FORD F-550 SUPER DUTY | 6.7L V8 6651cc 406 CID | |

| USMW | Years | Application | Engine | |
|-------|-----------|-----------------------------|-----------------------------|----------------|
| 22340 | 2016 | FORD F-250 SUPER DUTY (MEX) | 6700 V8 6.7Lcc 406 CID | |
| | 2011-2014 | FORD F-250 SUPER DUTY | 6.7L V8 6651cc 406 CID | |
| | 2011-2014 | FORD F-350 SUPER DUTY | 6.7L V8 6651cc 406 CID | |
| | 2011-2014 | FORD F-450 SUPER DUTY | 6.7L V8 6651cc 406 CID | |
| | 2011-2014 | FORD F-550 SUPER DUTY | 6.7L V8 6651cc 406 CID | |
| | 2011-2015 | FORD F-250 SUPER DUTY (MEX) | 6700 V8 6.7Lcc 409 CID | |
| | 2013-2014 | FORD F-250 SUPER DUTY (MEX) | 6.7L V8 6700cc CID | |
| | 2013-2014 | FORD F-350 SUPER DUTY | 6.7L V8 6651cc 406 CID | |
| | 2013-2014 | FORD F-450 (MEX) | 6.7L V8 6700cc CID | |
| | 2013-2014 | FORD F-450 SUPER DUTY | 6.7L V8 6651cc 406 CID | |
| | 2013-2014 | FORD F-550 (MEX) | 6.7L V8 6700cc CID | |
| 22341 | 2009-2014 | CHEVROLET EXPRESS 2500 | 6.6L V8 6599cc 403 CID | |
| | 2009-2014 | CHEVROLET EXPRESS 3500 | 6.6L V8 6599cc 403 CID | |
| | 2009-2014 | CHEVROLET EXPRESS 4500 | 6.6L V8 6599cc 403 CID | |
| | 2009-2014 | GMC SAVANA 2500 | 6.6L V8 6599cc 403 CID | |
| | 2009-2014 | GMC SAVANA 3500 | 6.6L V8 6599cc 403 CID | |
| | 2009-2014 | GMC SAVANA 4500 | 6.6L V8 6599cc 403 CID | |
| 22342 | 2011-2014 | CHEVROLET SILVERADO 2500 HD | 6.6L V8 6599cc 403 CID | |
| | 2011-2014 | CHEVROLET SILVERADO 3500 HD | 6.6L V8 6599cc 403 CID | |
| | 2011-2014 | GMC SIERRA 2500 HD | 6.6L V8 6599cc 403 CID | |
| | 2011-2014 | GMC SIERRA 3500 HD | 6.6L V8 6599cc 403 CID | |
| 22343 | 2011-2013 | INFINITI QX56 | 5.6L V8 5552cc | |
| | 2014-2015 | INFINITI QX80 | 5.6L V8 5552cc | |
| 22344 | 2003 | DODGE RAM 2500 | 5.9L L6 359 CID | |
| | 2003 | DODGE RAM 3500 | 5.9L L6 359 CID | |
| | 2004 | DODGE RAM 2500 | 5.9L L6 359 CID | |
| | 2004 | DODGE RAM 3500 | 5.9L L6 359 CID | |
| 22345 | 2010 | DODGE RAM 2500 | 6.7L L6 408 CID | |
| | 2010 | DODGE RAM 3500 | 6.7L L6 408 CID | |
| | 2011 | RAM 3500 | 6.7L L6 408 CID | |
| | 2012 | RAM 2500 | 6.7L L6 408 CID | |
| | 2012 | RAM 3500 | 6.7L L6 408 CID | |
| | 2010-2013 | DODGE RAM 4000 (MEX) | 6.7L L6 6700cc CID | |
| | 2011-2012 | RAM 2500 | 6.7L L6 408 CID | |
| | 2011-2012 | RAM 4500 | 6.7L L6 408 CID | |
| | 2011-2012 | RAM 5500 | 6.7L L6 408 CID | |
| | 22346 | 2010-2015 | MERCEDES-BENZ SPRINTER 2500 | 3.0L V6 2987cc |
| | | 2010-2015 | MERCEDES-BENZ SPRINTER 3500 | 3.0L V6 2987cc |
| 22347 | 2013 | RAM 2500 | 6.7L L6 408 CID | |
| | 2013 | RAM 3500 | 6.7L L6 408 CID | |
| | 2013 | RAM 4500 | 6.7L L6 408 CID | |
| | 2013 | RAM 5500 | 6.7L L6 408 CID | |
| | 2014 | RAM 2500 | 6.7L L6 408 CID | |
| | 2014 | RAM 3500 | 6.7L L6 408 CID | |
| | 2013-2014 | RAM 2500 | 6.7L L6 408 CID | |
| | 2013-2014 | RAM 3500 | 6.7L L6 408 CID | |
| | 2013-2014 | RAM 4500 | 6.7L L6 408 CID | |
| | 2013-2014 | RAM 5500 | 6.7L L6 408 CID | |
| 22373 | 2001 | KIA SPORTAGE | 2.0L L4 1998cc 122 CID | |
| | 2002 | KIA SPORTAGE | 2.0L L4 1998cc 122 CID | |
| | 1995-2000 | KIA SPORTAGE | 2.0L L4 1998cc 122 CID | |
| 22396 | 1988-1991 | MAZDA 929 | 3.0L V6 2954cc 180 CID | |
| | 1990-1991 | MAZDA 929 | 3.0L V6 2954cc 180 CID | |
| 22399 | 2003-2005 | LAND ROVER RANGE ROVER | 4.4L V8 4398cc | |
| 22401 | 1983 | TOYOTA PICKUP | 2.2L L4 2188cc | |
| | 1984 | TOYOTA PICKUP | 2.4L L4 2446cc | |
| | 1981-1983 | TOYOTA PICKUP | 2.2L L4 2188cc | |
| 22402 | 1992-2000 | LEXUS GS300 | 3.0L L6 2997cc | |
| | 1993-1997 | LEXUS GS300 | 3.0L L6 2997cc | |
| | 1993-1998 | TOYOTA SUPRA | 3.0L L6 2997cc | |
| 22404 | 1985 | TOYOTA PICKUP | 2.4L L4 2446cc | |
| 22405 | 1985 | SUBARU GL | 1.8L H4 1781cc | |
| | 1986 | SUBARU XT | 1.8L H4 1781cc | |
| | 1987 | SUBARU XT | 1.8L H4 1781cc | |
| | 1988 | SUBARU XT | 1.8L H4 1781cc | |
| | 1988 | SUBARU XT | 2.7L H6 2672cc | |
| | 1990 | SUBARU LOYALE | 1.8L H4 1781cc | |
| | 1985-1989 | SUBARU DL | 1.8L H4 1781cc | |
| | 1985-1989 | SUBARU GL-10 | 1.8L H4 1781cc | |

| USMW | Years | Application | Engine |
|-----------|---------------|---------------------------------|------------------------|
| | 1986-1987 | SUBARU XT | 1.8L H4 1781cc |
| | 1986-1989 | SUBARU GL | 1.8L H4 1781cc |
| | 1986-1989 | SUBARU GL-10 | 1.8L H4 1781cc |
| | 1986-1989 | SUBARU RX | 1.8L H4 1781cc |
| | 1988-1991 | SUBARU XT | 1.8L H4 1781cc |
| | 1991-1994 | SUBARU LOYALE | 1.8L H4 1781cc |
| 22406 | 1985 | SUBARU XT | 1.8L H4 1781cc |
| | 1986 | SUBARU XT | 1.8L H4 1781cc |
| | 1987 | SUBARU XT | 1.8L H4 1781cc |
| | 1986-1987 | SUBARU XT | 1.8L H4 1781cc |
| 22407 | 2007 | TOYOTA FJ CRUISER | 4.0L V6 3956cc 241 CID |
| | 2008 | TOYOTA FJ CRUISER | 4.0L V6 3956cc 241 CID |
| | 2011 | TOYOTA TUNDRA | 4.0L V6 3956cc 241 CID |
| | 2014 | TOYOTA TUNDRA | 4.0L V6 3956cc 241 CID |
| | 2015 | TOYOTA 4RUNNER | 4.0L V6 3956cc 241 CID |
| | 2015 | TOYOTA TACOMA | 4.0L V6 3956cc 241 CID |
| | 2003-2009 | TOYOTA 4RUNNER | 4.0L V6 3956cc 241 CID |
| | 2003-2015 | TOYOTA 4RUNNER | 4.0L V6 3956cc 241 CID |
| | 2005-2010 | TOYOTA TUNDRA | 4.0L V6 3956cc 241 CID |
| | 2005-2013 | TOYOTA TACOMA | 4.0L V6 3956cc 241 CID |
| | 2005-2013 | TOYOTA TUNDRA | 4.0L V6 3956cc 241 CID |
| | 2005-2015 | TOYOTA TACOMA | 4.0L V6 3956cc 241 CID |
| | 2007-2014 | TOYOTA FJ CRUISER | 4.0L V6 3956cc 241 CID |
| | 2010-2015 | TOYOTA 4RUNNER | 4.0L V6 3956cc 241 CID |
| 22408 | 2010 | TOYOTA TUNDRA | 4.6L V8 4608cc |
| | 2014 | LEXUS GX460 | 4.6L V8 4608cc |
| | 2014 | TOYOTA TUNDRA | 4.6L V8 4608cc |
| | 2014 | TOYOTA TUNDRA | 5.7L V8 5663cc 345 CID |
| | 2007-2008 | TOYOTA TUNDRA | 5.7L V8 5663cc 345 CID |
| | 2008-2014 | LEXUS LX570 | 5.7L V8 5663cc 345 CID |
| | 2008-2014 | TOYOTA LAND CRUISER | 5.7L V8 5663cc 345 CID |
| | 2008-2014 | TOYOTA SEQUOIA | 5.7L V8 5663cc 345 CID |
| | 2009-2011 | TOYOTA TUNDRA | 5.7L V8 5663cc 345 CID |
| | 2009-2013 | TOYOTA TUNDRA | 5.7L V8 5663cc 345 CID |
| | 2009-2014 | TOYOTA TUNDRA | 5.7L V8 5663cc 345 CID |
| | 2010-2011 | TOYOTA SEQUOIA | 4.6L V8 4608cc |
| | 2010-2011 | TOYOTA TUNDRA | 4.6L V8 4608cc |
| | 2010-2012 | TOYOTA SEQUOIA | 4.6L V8 4608cc |
| | 2010-2013 | TOYOTA TUNDRA | 4.6L V8 4608cc |
| | 2010-2014 | LEXUS GX460 | 4.6L V8 4608cc |
| 2013-2014 | TOYOTA TUNDRA | 5.7L V8 5663cc 345 CID | |
| 22409 | 2003 | MITSUBISHI MONTERO | 3.8L V6 3797cc 230 CID |
| | 2004 | MITSUBISHI MONTERO | 3.8L V6 3797cc 230 CID |
| | 2006 | MITSUBISHI MONTERO | 3.8L V6 3828cc 230 CID |
| | 2001-2002 | MITSUBISHI MONTERO | 3.5L V6 3497cc 215 CID |
| | 2004-2005 | MITSUBISHI MONTERO | 3.8L V6 3797cc 230 CID |
| 22470 | 2007-2008 | DODGE SPRINTER 2500 | 3.5L V6 3498cc |
| | 2007-2008 | DODGE SPRINTER 3500 | 3.5L V6 3498cc |
| 22496 | 1991 | MAZDA MPV | 3.0L V6 2954cc 180 CID |
| | 1995 | MAZDA MPV | 3.0L V6 2954cc 180 CID |
| | 1996 | MAZDA MPV | 3.0L V6 2954cc 180 CID |
| | 1992-1994 | MAZDA MPV | 3.0L V6 2954cc 180 CID |
| | 1992-1995 | MAZDA 929 | 3.0L V6 2954cc 180 CID |
| | 1996-1998 | MAZDA MPV | 3.0L V6 2954cc 180 CID |
| 22601 | 1983 | FORD F-250 | 6.9L V8 420 CID |
| | 1983 | FORD F-350 | 6.9L V8 420 CID |
| | 1987 | FORD F-250 | 6.9L V8 420 CID |
| | 1987 | FORD F-350 | 6.9L V8 420 CID |
| | 1992 | FORD E-350 ECONOLINE | 7.3L V8 445 CID |
| | 1992 | FORD E-350 ECONOLINE CLUB WAGON | 7.3L V8 445 CID |
| | 1992 | FORD F SUPER DUTY | 7.3L V8 445 CID |
| | 1992 | FORD F-250 | 7.3L V8 445 CID |
| | 1992 | FORD F-350 | 7.3L V8 445 CID |
| | 1992 | FORD F59 | 7.3L V8 445 CID |
| | 1983-1984 | FORD F-250 | 6.9L V8 420 CID |
| | 1983-1984 | FORD F-350 | 6.9L V8 420 CID |
| | 1983-1986 | FORD F-250 | 6.9L V8 420 CID |
| | 1983-1986 | FORD F-350 | 6.9L V8 420 CID |
| | 1983-1987 | FORD E-250 ECONOLINE CLUB WAGON | 6.9L V8 420 CID |

| USMW | Years | Application | Engine | |
|--------------|--------------|---------------------------------|------------------------|------------------------|
| 22601 | 1983-1987 | FORD E-350 ECONOLINE | 6.9L V8 420 CID | |
| | 1983-1987 | FORD E-350 ECONOLINE CLUB WAGON | 6.9L V8 420 CID | |
| | 1983-1987 | FORD F-250 | 6.9L V8 420 CID | |
| | 1983-1987 | FORD F-350 | 6.9L V8 420 CID | |
| | 1984-1986 | FORD E-250 ECONOLINE CLUB WAGON | 6.9L V8 420 CID | |
| | 1984-1986 | FORD E-350 ECONOLINE | 6.9L V8 420 CID | |
| | 1984-1986 | FORD E-350 ECONOLINE CLUB WAGON | 6.9L V8 420 CID | |
| | 1984-1987 | FORD E-250 ECONOLINE CLUB WAGON | 6.9L V8 420 CID | |
| | 1984-1987 | FORD E-350 ECONOLINE CLUB WAGON | 6.9L V8 420 CID | |
| | 1985-1987 | FORD F-250 | 6.9L V8 420 CID | |
| | 1985-1987 | FORD F-350 | 6.9L V8 420 CID | |
| | 1988-1989 | FORD F59 | 7.3L V8 445 CID | |
| | 1988-1991 | FORD E-250 ECONOLINE CLUB WAGON | 7.3L V8 445 CID | |
| | 1988-1991 | FORD E-350 ECONOLINE | 7.3L V8 445 CID | |
| | 1988-1991 | FORD E-350 ECONOLINE CLUB WAGON | 7.3L V8 445 CID | |
| | 1988-1991 | FORD F-250 | 7.3L V8 445 CID | |
| | 1988-1991 | FORD F-350 | 7.3L V8 445 CID | |
| | 1988-1991 | FORD F59 | 7.3L V8 445 CID | |
| | 1990-1991 | FORD F SUPER DUTY | 7.3L V8 445 CID | |
| | 22602 | 1982 | CHEVROLET C10 | 6.2L V8 379 CID |
| 1982 | | CHEVROLET C10 SUBURBAN | 6.2L V8 379 CID | |
| 1982 | | CHEVROLET C20 | 6.2L V8 379 CID | |
| 1982 | | CHEVROLET C20 SUBURBAN | 6.2L V8 379 CID | |
| 1982 | | CHEVROLET C30 | 6.2L V8 379 CID | |
| 1982 | | CHEVROLET K10 | 6.2L V8 379 CID | |
| 1982 | | CHEVROLET K10 SUBURBAN | 6.2L V8 379 CID | |
| 1982 | | CHEVROLET K20 | 6.2L V8 379 CID | |
| 1982 | | CHEVROLET K20 SUBURBAN | 6.2L V8 379 CID | |
| 1982 | | CHEVROLET K30 | 6.2L V8 379 CID | |
| 1982 | | CHEVROLET K5 BLAZER | 6.2L V8 379 CID | |
| 1982 | | GMC C1500 | 6.2L V8 379 CID | |
| 1982 | | GMC C1500 SUBURBAN | 6.2L V8 379 CID | |
| 1982 | | GMC C2500 | 6.2L V8 379 CID | |
| 1982 | | GMC C2500 SUBURBAN | 6.2L V8 379 CID | |
| 1982 | | GMC C3500 | 6.2L V8 379 CID | |
| 1982 | | GMC JIMMY | 6.2L V8 379 CID | |
| 1982 | | GMC K1500 | 6.2L V8 379 CID | |
| 1982 | | GMC K1500 SUBURBAN | 6.2L V8 379 CID | |
| 1982 | | GMC K2500 | 6.2L V8 379 CID | |
| 1982 | | GMC K2500 SUBURBAN | 6.2L V8 379 CID | |
| 1982 | | GMC K3500 | 6.2L V8 379 CID | |
| 1985-1974 | | CHEVROLET B60 B6P042 | 7.0L V8 7000cc 427 CID | |
| 1985-2006 | | GMC B6000 B6P042 | 7.0L V8 7000cc 427 CID | |
| 22603 | | 1980-1987 | CHEVROLET C70 C7D042 | 7.0L V8 7000cc 427 CID |
| | | 1980-1987 | CHEVROLET C70 C7D064 | 7.0L V8 7000cc 427 CID |
| | 1980-1987 | GMC C7000 C7D042 | 7.0L V8 7000cc 427 CID | |
| | 1980-1987 | GMC C7000 C7D064 | 7.0L V8 7000cc 427 CID | |
| | 1980-1990 | CHEVROLET C60 | 6.0L V8 366 CID | |
| | 1980-1990 | CHEVROLET C70 | 6.0L V8 366 CID | |
| | 1980-1990 | GMC C6000 | 6.0L V8 366 CID | |
| | 1980-1990 | GMC C7000 | 6.0L V8 366 CID | |
| | 1981-1983 | CHEVROLET C70 C7D044 | 7.0L V8 7000cc 427 CID | |
| | 1981-1983 | GMC C7000 C7D044 | 7.0L V8 7000cc 427 CID | |
| | 1983-1984 | CHEVROLET B60 B6P042 | 7.0L V8 7000cc 427 CID | |
| | 1983-1984 | GMC B6000 B6P042 | 7.0L V8 7000cc 427 CID | |
| | 1983-1991 | CHEVROLET B60 | 6.0L V8 366 CID | |
| | 1983-1991 | GMC B6000 | 6.0L V8 366 CID | |
| | 22604 | 1980-1982 | FORD F600 | 6.1L V8 6066cc 370 CID |
| | | 1980-1982 | FORD F600 | 7.0L V8 7033cc 429 CID |
| | | 1980-1982 | FORD F600 | 8.2L V8 8213cc 501 CID |
| | | 1980-1982 | FORD F700 | 7.0L V8 7033cc 429 CID |
| | | 1980-1982 | FORD F700 | 8.2L V8 8213cc 501 CID |
| | | 1980-1986 | FORD B600 | 6.1L V8 6066cc 370 CID |
| 1980-1986 | | FORD B700 | 6.1L V8 6066cc 370 CID | |
| 1980-1986 | | FORD B700 | 7.0L V8 7033cc 429 CID | |
| 1980-1987 | | FORD B600 | 8.2L V8 8213cc 501 CID | |
| 1980-1987 | | FORD F800 | 8.2L V8 8213cc 501 CID | |
| 1980-1991 | | FORD F700 | 6.1L V8 6066cc 370 CID | |
| 1980-1991 | | FORD F800 | 6.1L V8 6066cc 370 CID | |

| USMW | Years | Application | Engine |
|--------------|--------------------------|---------------------------------|------------------------|
| | 1980-1998 | FORD F800 | 7.0L V8 7033cc 429 CID |
| | 1999-2009 | FORD F-350 | 5.4L V8 330 CID |
| | 2000-2001 | FORD F-250 | 5.4L V8 330 CID |
| | 2001-2008 | FORD LOBO | 5.4L V8 330 CID |
| 22605 | 1994 | CHEVROLET BLAZER | 6.5L V8 395 CID |
| | 1994 | CHEVROLET C2500 SUBURBAN | 6.5L V8 395 CID |
| | 1994 | CHEVROLET K2500 SUBURBAN | 6.5L V8 395 CID |
| | 1994 | GMC YUKON | 6.5L V8 395 CID |
| | 1995 | GMC K1500 | 6.5L V8 395 CID |
| | 1996 | CHEVROLET C2500 | 6.5L V8 395 CID |
| | 1996 | CHEVROLET EXPRESS 2500 | 6.5L V8 395 CID |
| | 1996 | CHEVROLET EXPRESS 3500 | 6.5L V8 395 CID |
| | 1996 | CHEVROLET K2500 | 6.5L V8 395 CID |
| | 1996 | GMC K1500 | 6.5L V8 395 CID |
| | 1996 | GMC SAVANA 2500 | 6.5L V8 395 CID |
| | 1996 | GMC SAVANA 3500 | 6.5L V8 395 CID |
| | 1996 | GMC YUKON | 6.5L V8 395 CID |
| | 1994-1995 | CHEVROLET C2500 | 6.5L V8 395 CID |
| | 1994-1995 | CHEVROLET K2500 | 6.5L V8 395 CID |
| | 1994-1995 | GMC K1500 | 6.5L V8 395 CID |
| | 1994-1995 | GMC YUKON | 6.5L V8 395 CID |
| | 1994-1996 | CHEVROLET C1500 | 6.5L V8 395 CID |
| | 1994-1996 | CHEVROLET C2500 SUBURBAN | 6.5L V8 395 CID |
| | 1994-1996 | CHEVROLET C3500 | 6.5L V8 395 CID |
| | 1994-1996 | CHEVROLET C3500HD | 6.5L V8 6474cc 395 CID |
| | 1994-1996 | CHEVROLET K1500 | 6.5L V8 395 CID |
| | 1994-1996 | CHEVROLET K2500 SUBURBAN | 6.5L V8 395 CID |
| | 1994-1996 | CHEVROLET K3500 | 6.5L V8 395 CID |
| | 1994-1996 | GMC C1500 | 6.5L V8 395 CID |
| | 1994-1996 | GMC C2500 | 6.5L V8 395 CID |
| | 1994-1996 | GMC C2500 SUBURBAN | 6.5L V8 395 CID |
| | 1994-1996 | GMC C3500 | 6.5L V8 395 CID |
| | 1994-1996 | GMC C3500HD | 6.5L V8 6474cc 395 CID |
| | 1994-1996 | GMC K2500 | 6.5L V8 395 CID |
| | 1994-1996 | GMC K2500 SUBURBAN | 6.5L V8 395 CID |
| | 1994-1996 | GMC K3500 | 6.5L V8 395 CID |
| | 1994-1996 | GMC YUKON | 6.5L V8 395 CID |
| | 1994-1998 | CHEVROLET P30 | 6.5L V8 395 CID |
| | 1995-1977 | GMC C1500 | 6.5L V8 6474cc 395 CID |
| 1995-1978 | GMC K1500 | 6.5L V8 6474cc 395 CID | |
| 1995-1996 | CHEVROLET C1500 SUBURBAN | 6.5L V8 395 CID | |
| 1995-1996 | CHEVROLET C2500 SUBURBAN | 6.5L V8 395 CID | |
| 1995-1996 | CHEVROLET K1500 SUBURBAN | 6.5L V8 395 CID | |
| 1995-1996 | CHEVROLET K2500 SUBURBAN | 6.5L V8 395 CID | |
| 1995-1996 | CHEVROLET TAHOE | 6.5L V8 395 CID | |
| 1995-1996 | GMC C1500 SUBURBAN | 6.5L V8 395 CID | |
| 1995-1996 | GMC C2500 SUBURBAN | 6.5L V8 395 CID | |
| 1995-1996 | GMC K1500 SUBURBAN | 6.5L V8 395 CID | |
| 1995-1996 | GMC K2500 SUBURBAN | 6.5L V8 395 CID | |
| 1995-1996 | GMC YUKON | 6.5L V8 395 CID | |
| 1997-1998 | GMC P3500 | 6.5L V8 395 CID | |
| 22606 | 1992-1993 | CHEVROLET C2500 | 6.5L V8 395 CID |
| | 1992-1993 | CHEVROLET C3500 | 6.5L V8 395 CID |
| | 1992-1993 | CHEVROLET C3500HD | 6.5L V8 6474cc 395 CID |
| | 1992-1993 | CHEVROLET K2500 | 6.5L V8 395 CID |
| | 1992-1993 | CHEVROLET K3500 | 6.5L V8 395 CID |
| | 1992-1993 | GMC C2500 | 6.5L V8 395 CID |
| | 1992-1993 | GMC C3500 | 6.5L V8 395 CID |
| | 1992-1993 | GMC C3500HD | 6.5L V8 6474cc 395 CID |
| | 1992-1993 | GMC K2500 | 6.5L V8 395 CID |
| | 1992-1993 | GMC K3500 | 6.5L V8 395 CID |
| | 22607 | 1992 | FORD E-350 ECONOLINE |
| 1992 | | FORD E-350 ECONOLINE CLUB WAGON | 7.3L V8 445 CID |
| 1992 | | FORD E-350 ECONOLINE CLUB WAGON | 7.5L V8 460 CID |
| 1992 | | FORD F SUPER DUTY | 7.3L V8 445 CID |
| 1992 | | FORD F-250 | 7.3L V8 445 CID |
| 1992 | | FORD F-350 | 7.3L V8 445 CID |
| 1992 | | FORD F59 | 7.3L V8 445 CID |
| 1993 | | FORD F-250 | 7.3L V8 445 CID |

| USMW | Years | Application | Engine | |
|-----------|-------------------|---------------------------------|---------------------------------|------------------|
| 22607 | 1993 | FORD F-350 | 7.3L V8 445 CID | |
| | 1993 | FORD F450 SUPER DUTY | 7.3L V8 7277cc 444 CID | |
| | 1993 | FORD F59 | 7.3L V8 445 CID | |
| | 1993-1994 | FORD F SUPER DUTY | 7.3L V8 445 CID | |
| 22608 | 1990-1996 | GMC C6000 TOPKICK C6H042 | 7.0L V8 7011cc 427 CID | |
| | 1997-1998 | CHEVROLET C6500 KODIAK C6H042 | 6.6L L6 6607cc 403 CID | |
| | 1997-1998 | CHEVROLET C7500 KODIAK C7H042 | 6.0L V8 6000cc 366 CID | |
| | 1997-1998 | CHEVROLET C7500 KODIAK C7H042 | 6.6L L6 6607cc 403 CID | |
| | 1997-1998 | GMC C6500 TOPKICK C6H042 | 6.6L L6 6607cc 403 CID | |
| | 1997-1998 | GMC C7500 TOPKICK C7H042 | 6.6L L6 6607cc 403 CID | |
| | 1999-2000 | CHEVROLET C6500 KODIAK | 7.4L V8 454 CID | |
| | 1999-2000 | CHEVROLET C7500 KODIAK C7H042 | 7.2L L6 7230cc 441 CID | |
| | 1999-2000 | GMC C6500 TOPKICK | 7.4L V8 454 CID | |
| | 1999-2000 | GMC C7500 TOPKICK | 7.4L V8 454 CID | |
| | 1999-2002 | CHEVROLET C6500 KODIAK | 7.2L L6 441 CID | |
| | 1999-2002 | GMC C6500 TOPKICK | 7.2L L6 441 CID | |
| | 1999-2002 | GMC C7500 TOPKICK | 7.2L L6 441 CID | |
| | 2001-2002 | CHEVROLET C7500 KODIAK | 7.2L L6 441 CID | |
| | 2001-2002 | GMC C6500 TOPKICK | 7.2L L6 441 CID | |
| 2001-2002 | GMC C7500 TOPKICK | 7.2L L6 441 CID | | |
| 22609 | 1993 | FORD E-350 ECONOLINE CLUB WAGON | 7.3L V8 445 CID | |
| | 1994 | FORD F-250 | 7.3L V8 445 CID | |
| | 1994 | FORD F-350 | 7.3L V8 445 CID | |
| | 1994 | FORD F59 | 7.3L V8 445 CID | |
| | 1995 | FORD F-350 | 7.3L V8 445 CID | |
| | 1996 | FORD ECONOLINE SUPER DUTY | 5.8L V8 351 CID | |
| | 1997 | FORD F SUPER DUTY | 7.3L V8 445 CID | |
| | 1997 | FORD F-350 | 7.3L V8 445 CID | |
| | 1993-1996 | FORD E-350 ECONOLINE CLUB WAGON | 7.3L V8 445 CID | |
| | 1993-1997 | FORD E-350 ECONOLINE | 7.3L V8 445 CID | |
| | 1993-1997 | FORD E-350 ECONOLINE CLUB WAGON | 7.3L V8 445 CID | |
| | 1994-1997 | FORD E-350 ECONOLINE CLUB WAGON | 7.3L V8 445 CID | |
| | 1995-1996 | FORD F-250 | 7.3L V8 445 CID | |
| | 1995-1996 | FORD F-350 | 7.3L V8 445 CID | |
| | 1995-1997 | FORD F SUPER DUTY | 7.3L V8 445 CID | |
| | 1995-1997 | FORD F-350 | 7.3L V8 445 CID | |
| | 1996-1997 | FORD ECONOLINE SUPER DUTY | 7.3L V8 445 CID | |
| | 1997-1974 | FORD F250 | 7.3L V8 7282cc 444 CID | |
| | 22610 | 1999 | FORD ECONOLINE SUPER DUTY | 6.8L V10 415 CID |
| | | 2002 | FORD E-550 ECONOLINE SUPER DUTY | 6.8L V10 415 CID |
| 2003 | | FORD E-450 SUPER DUTY | 6.8L V10 415 CID | |
| 2003 | | FORD E-550 SUPER DUTY | 6.8L V10 415 CID | |
| 2004 | | FORD F-250 SUPER DUTY | 6.8L V10 415 CID | |
| 2004 | | FORD F-350 SUPER DUTY | 6.8L V10 415 CID | |
| 2005 | | FORD F-250 SUPER DUTY | 6.8L V10 415 CID | |
| 2005 | | FORD F-350 SUPER DUTY | 6.8L V10 415 CID | |
| 2005 | | FORD F-450 SUPER DUTY | 6.8L V10 415 CID | |
| 2005 | | FORD F-550 SUPER DUTY | 6.8L V10 415 CID | |
| 2006 | | FORD E-350 SUPER DUTY | 6.8L V10 415 CID | |
| 2007 | | FORD E-350 SUPER DUTY | 6.8L V10 415 CID | |
| 2007 | | FORD E-450 SUPER DUTY | 6.8L V10 415 CID | |
| 1997-1998 | | FORD E-350 ECONOLINE | 6.8L V10 415 CID | |
| 1997-1998 | | FORD E-350 ECONOLINE CLUB WAGON | 6.8L V10 415 CID | |
| 1997-1999 | | FORD ECONOLINE SUPER DUTY | 6.8L V10 415 CID | |
| 1997-2000 | | FORD E-350 ECONOLINE CLUB WAGON | 6.8L V10 415 CID | |
| 1997-2002 | | FORD E-350 ECONOLINE CLUB WAGON | 6.8L V10 415 CID | |
| 1999-2000 | | FORD E-350 SUPER DUTY | 6.8L V10 415 CID | |
| 1999-2000 | | FORD F-150 | 5.4L V8 330 CID | |
| 1999-2003 | | FORD F53 | 6.8L V10 415 CID | |
| 1999-2004 | | FORD F-250 SUPER DUTY | 6.8L V10 415 CID | |
| 1999-2004 | | FORD F-350 SUPER DUTY | 6.8L V10 415 CID | |
| 1999-2004 | | FORD F-450 SUPER DUTY | 6.8L V10 415 CID | |
| 1999-2005 | | FORD E-350 SUPER DUTY | 6.8L V10 415 CID | |
| 1999-2007 | | FORD F-250 SUPER DUTY | 6.8L V10 415 CID | |
| 1999-2007 | | FORD F-350 SUPER DUTY | 6.8L V10 415 CID | |
| 1999-2007 | | FORD F-450 SUPER DUTY | 6.8L V10 415 CID | |
| 1999-2007 | | FORD F-550 SUPER DUTY | 6.8L V10 415 CID | |
| 1999-2009 | | FORD E-350 SUPER DUTY | 6.8L V10 415 CID | |
| 1999-2015 | | FORD E-350 SUPER DUTY | 6.8L V10 415 CID | |

| USMW | Years | Application | Engine |
|-----------|---------------------------------|---------------------------------|------------------|
| | 2000-2002 | FORD E-450 ECONOLINE SUPER DUTY | 6.8L V10 415 CID |
| | 2000-2005 | FORD EXCURSION | 6.8L V10 415 CID |
| | 2001-2002 | FORD E-350 ECONOLINE CLUB WAGON | 6.8L V10 415 CID |
| | 2003-2005 | FORD E-350 CLUB WAGON | 6.8L V10 415 CID |
| | 2003-2005 | FORD EXCURSION | 6.8L V10 415 CID |
| | 2004-2005 | FORD EXCURSION | 6.8L V10 415 CID |
| | 2004-2005 | FORD F-250 SUPER DUTY | 6.8L V10 415 CID |
| | 2004-2005 | FORD F-350 SUPER DUTY | 6.8L V10 415 CID |
| | 2004-2006 | FORD E-450 SUPER DUTY | 6.8L V10 415 CID |
| | 2004-2007 | FORD F-250 SUPER DUTY | 6.8L V10 415 CID |
| | 2004-2007 | FORD F-350 SUPER DUTY | 6.8L V10 415 CID |
| | 2004-2015 | FORD E-450 SUPER DUTY | 6.8L V10 415 CID |
| | 2006-2007 | FORD F-250 SUPER DUTY | 6.8L V10 415 CID |
| | 2006-2007 | FORD F-350 SUPER DUTY | 6.8L V10 415 CID |
| | 2006-2007 | FORD F-450 SUPER DUTY | 6.8L V10 415 CID |
| | 2006-2014 | FORD E-350 SUPER DUTY | 6.8L V10 415 CID |
| 22611 | 2003 | FORD EXCURSION | 7.3L V8 445 CID |
| | 1999-2003 | FORD F-250 SUPER DUTY | 7.3L V8 445 CID |
| | 1999-2003 | FORD F-350 SUPER DUTY | 7.3L V8 445 CID |
| | 1999-2003 | FORD F-450 SUPER DUTY | 7.3L V8 445 CID |
| | 1999-2003 | FORD F-550 SUPER DUTY | 7.3L V8 445 CID |
| | 2000-2003 | FORD EXCURSION | 7.3L V8 445 CID |
| 22612 | 1998 | FORD E-350 ECONOLINE | 7.3L V8 445 CID |
| | 1998 | FORD E-350 ECONOLINE CLUB WAGON | 7.3L V8 445 CID |
| | 1999 | FORD ECONOLINE SUPER DUTY | 7.3L V8 445 CID |
| | 2002 | FORD E-550 ECONOLINE SUPER DUTY | 7.3L V8 445 CID |
| | 2003 | FORD E-350 CLUB WAGON | 7.3L V8 445 CID |
| | 2003 | FORD E-450 SUPER DUTY | 7.3L V8 445 CID |
| | 2003 | FORD E-550 SUPER DUTY | 7.3L V8 445 CID |
| | 1998-1999 | FORD ECONOLINE SUPER DUTY | 7.3L V8 445 CID |
| | 1998-2000 | FORD E-350 ECONOLINE CLUB WAGON | 7.3L V8 445 CID |
| | 1998-2002 | FORD E-350 ECONOLINE CLUB WAGON | 7.3L V8 445 CID |
| | 1999-2000 | FORD E-350 SUPER DUTY | 7.3L V8 445 CID |
| 1999-2003 | FORD E-350 SUPER DUTY | 7.3L V8 445 CID | |
| 2000-2002 | FORD E-450 ECONOLINE SUPER DUTY | 7.3L V8 445 CID | |
| 2001-2002 | FORD E-350 ECONOLINE CLUB WAGON | 7.3L V8 445 CID | |
| 22613 | 1997 | CHEVROLET C1500 | 6.5L V8 395 CID |
| | 1997 | CHEVROLET C1500 SUBURBAN | 6.5L V8 395 CID |
| | 1997 | CHEVROLET C2500 | 6.5L V8 395 CID |
| | 1997 | CHEVROLET C2500 SUBURBAN | 6.5L V8 395 CID |
| | 1997 | CHEVROLET C3500 | 6.5L V8 395 CID |
| | 1997 | CHEVROLET K1500 | 6.5L V8 395 CID |
| | 1997 | CHEVROLET K1500 SUBURBAN | 6.5L V8 395 CID |
| | 1997 | CHEVROLET K2500 | 6.5L V8 395 CID |
| | 1997 | CHEVROLET K2500 SUBURBAN | 6.5L V8 395 CID |
| | 1997 | CHEVROLET K3500 | 6.5L V8 395 CID |
| | 1997 | GMC C1500 | 6.5L V8 395 CID |
| | 1997 | GMC K1500 | 6.5L V8 395 CID |
| | 1997 | GMC YUKON | 6.5L V8 395 CID |
| | 1998 | CHEVROLET C2500 | 6.5L V8 395 CID |
| | 1998 | CHEVROLET K2500 | 6.5L V8 395 CID |
| | 1998 | GMC K1500 | 6.5L V8 395 CID |
| | 1999 | CHEVROLET C1500 SUBURBAN | 6.5L V8 395 CID |
| | 1999 | CHEVROLET C2500 | 6.5L V8 395 CID |
| | 1999 | CHEVROLET C2500 SUBURBAN | 6.5L V8 395 CID |
| | 1999 | CHEVROLET C3500 | 6.5L V8 395 CID |
| | 1999 | CHEVROLET K1500 SUBURBAN | 6.5L V8 395 CID |
| | 1999 | CHEVROLET K3500 | 6.5L V8 395 CID |
| | 1999 | CHEVROLET P30 | 6.5L V8 395 CID |
| | 1999 | GMC C1500 SUBURBAN | 6.5L V8 395 CID |
| | 1999 | GMC C2500 | 6.5L V8 395 CID |
| | 1999 | GMC C2500 SUBURBAN | 6.5L V8 395 CID |
| | 1999 | GMC C3500 | 6.5L V8 395 CID |
| | 1999 | GMC K1500 SUBURBAN | 6.5L V8 395 CID |
| | 1999 | GMC K2500 | 6.5L V8 395 CID |
| | 1999 | GMC K2500 SUBURBAN | 6.5L V8 395 CID |
| | 1999 | GMC K3500 | 6.5L V8 395 CID |
| | 1999 | GMC P3500 | 6.5L V8 395 CID |
| | 1997-1998 | AM GENERAL HUMMER | 6.5L V8 395 CID |

| USMW | Years | Application | Engine | |
|--------------|-------------------|----------------------------|------------------------|------------------------|
| 22613 | 1997-1998 | CHEVROLET C1500 | 6.5L V8 395 CID | |
| | 1997-1998 | CHEVROLET C1500 SUBURBAN | 6.5L V8 395 CID | |
| | 1997-1998 | CHEVROLET C2500 | 6.5L V8 395 CID | |
| | 1997-1998 | CHEVROLET C2500 SUBURBAN | 6.5L V8 395 CID | |
| | 1997-1998 | CHEVROLET C3500 | 6.5L V8 395 CID | |
| | 1997-1998 | CHEVROLET EXPRESS 2500 | 6.5L V8 395 CID | |
| | 1997-1998 | CHEVROLET EXPRESS 3500 | 6.5L V8 395 CID | |
| | 1997-1998 | CHEVROLET K1500 | 6.5L V8 395 CID | |
| | 1997-1998 | CHEVROLET K1500 SUBURBAN | 6.5L V8 395 CID | |
| | 1997-1998 | CHEVROLET K2500 | 6.5L V8 395 CID | |
| | 1997-1998 | CHEVROLET K2500 SUBURBAN | 6.5L V8 395 CID | |
| | 1997-1998 | CHEVROLET K3500 | 6.5L V8 395 CID | |
| | 1997-1998 | CHEVROLET TAHOE | 6.5L V8 395 CID | |
| | 1997-1998 | GMC C1500 SUBURBAN | 6.5L V8 395 CID | |
| | 1997-1998 | GMC C2500 | 6.5L V8 395 CID | |
| | 1997-1998 | GMC C2500 SUBURBAN | 6.5L V8 395 CID | |
| | 1997-1998 | GMC C3500 | 6.5L V8 395 CID | |
| | 1997-1998 | GMC K1500 SUBURBAN | 6.5L V8 395 CID | |
| | 1997-1998 | GMC K2500 | 6.5L V8 395 CID | |
| | 1997-1998 | GMC K2500 SUBURBAN | 6.5L V8 395 CID | |
| | 1997-1998 | GMC K3500 | 6.5L V8 395 CID | |
| | 1997-1998 | GMC SAVANA 2500 | 6.5L V8 395 CID | |
| | 1997-1998 | GMC SAVANA 3500 | 6.5L V8 395 CID | |
| 1997-1999 | CHEVROLET C3500HD | 6.5L V8 6474cc 395 CID | | |
| 1997-1999 | CHEVROLET TAHOE | 6.5L V8 395 CID | | |
| 1997-1999 | GMC C3500HD | 6.5L V8 6474cc 395 CID | | |
| 22614 | 1999 | CHEVROLET C1500 SUBURBAN | 6.5L V8 395 CID | |
| | 1999 | CHEVROLET C2500 | 6.5L V8 395 CID | |
| | 1999 | CHEVROLET C2500 SUBURBAN | 6.5L V8 395 CID | |
| | 1999 | CHEVROLET C3500 | 6.5L V8 395 CID | |
| | 1999 | CHEVROLET K1500 SUBURBAN | 6.5L V8 395 CID | |
| | 1999 | CHEVROLET K2500 | 6.5L V8 395 CID | |
| | 1999 | CHEVROLET K2500 SUBURBAN | 6.5L V8 395 CID | |
| | 1999 | CHEVROLET K3500 | 6.5L V8 395 CID | |
| | 1999 | GMC C1500 SUBURBAN | 6.5L V8 395 CID | |
| | 1999 | GMC C2500 | 6.5L V8 395 CID | |
| | 1999 | GMC C2500 SUBURBAN | 6.5L V8 395 CID | |
| | 1999 | GMC C3500 | 6.5L V8 395 CID | |
| | 1999 | GMC K1500 SUBURBAN | 6.5L V8 395 CID | |
| | 1999 | GMC K2500 | 6.5L V8 395 CID | |
| | 1999 | GMC K2500 SUBURBAN | 6.5L V8 395 CID | |
| | 1999 | GMC K3500 | 6.5L V8 395 CID | |
| | 2000 | CHEVROLET C2500 | 6.5L V8 395 CID | |
| | 2000 | CHEVROLET C3500 | 6.5L V8 395 CID | |
| | 2000 | CHEVROLET K2500 | 6.5L V8 395 CID | |
| | 2000 | CHEVROLET K3500 | 6.5L V8 395 CID | |
| | 2000 | GMC C2500 | 6.5L V8 395 CID | |
| | 2000 | GMC C3500 | 6.5L V8 395 CID | |
| | 2000 | GMC K2500 | 6.5L V8 395 CID | |
| | 2000 | GMC K3500 | 6.5L V8 395 CID | |
| | 2000-2002 | CHEVROLET C3500HD | 6.5L V8 6474cc 395 CID | |
| | 2000-2002 | GMC C3500HD | 6.5L V8 6474cc 395 CID | |
| | 22615 | 1999 | FORD EXPLORER | 5.0L V8 302 CID |
| | | 2001 | FORD EXPLORER | 5.0L V8 302 CID |
| | | 2009 | HUMMER H3 | 5.3L V8 5328cc 325 CID |
| | | 1996-1998 | FORD EXPLORER | 5.0L V8 302 CID |
| | | 1996-1999 | FORD EXPLORER | 5.0L V8 302 CID |
| | | 1996-2000 | FORD EXPLORER | 5.0L V8 302 CID |
| 1997-2001 | | MERCURY MOUNTAINEER | 5.0L V8 302 CID | |
| 1999-2002 | | FORD ECONOLINE WAGON (MEX) | 5.0L V8 5000cc CID | |
| 2000-2001 | | FORD EXPLORER | 5.0L V8 302 CID | |
| 2008-2010 | | HUMMER H3 | 5.3L V8 5328cc 325 CID | |
| 2009-2010 | | HUMMER H3T | 5.3L V8 5328cc 325 CID | |
| 2009-2012 | | CHEVROLET COLORADO | 5.3L V8 5328cc 325 CID | |
| 2009-2012 | | GMC CANYON | 5.3L V8 5328cc 325 CID | |
| 2010-2012 | | GMC CANYON | 5.3L V8 5328cc 325 CID | |
| 22616 | | 2000-2002 | DODGE RAM 2500 | 5.9L L6 359 CID |
| | | 2000-2002 | DODGE RAM 3500 | 5.9L L6 359 CID |
| 22617 | | 2003 | GMC SIERRA 2500 HD | 6.6L V8 6599cc 403 CID |

| USMW | Years | Application | Engine |
|--------------|----------------|-----------------------------|------------------------|
| | 2004 | CHEVROLET SILVERADO 2500 HD | 6.6L V8 6599cc 403 CID |
| | 2004 | CHEVROLET SILVERADO 3500 | 6.6L V8 6599cc 403 CID |
| | 2006 | CHEVROLET EXPRESS 2500 | 6.6L V8 6599cc 403 CID |
| | 2001-2002 | GMC SIERRA 2500 HD | 6.6L V8 6599cc 403 CID |
| | 2001-2002 | GMC SIERRA 3500 | 6.6L V8 6599cc 403 CID |
| | 2001-2003 | GMC SIERRA 2500 HD | 6.6L V8 6599cc 403 CID |
| | 2001-2003 | GMC SIERRA 3500 | 6.6L V8 6599cc 403 CID |
| | 2001-2005 | CHEVROLET SILVERADO 2500 HD | 6.6L V8 6599cc 403 CID |
| | 2001-2005 | CHEVROLET SILVERADO 3500 | 6.6L V8 6599cc 403 CID |
| | 2002-2003 | GMC SIERRA 2500 HD | 6.6L V8 6599cc 403 CID |
| | 2002-2003 | GMC SIERRA 3500 | 6.6L V8 6599cc 403 CID |
| | 2004-2005 | GMC SIERRA 2500 HD | 6.6L V8 6599cc 403 CID |
| | 2004-2005 | GMC SIERRA 3500 | 6.6L V8 6599cc 403 CID |
| | 2006-2008 | CHEVROLET EXPRESS 3500 | 6.6L V8 6599cc 403 CID |
| | 2006-2008 | GMC SAVANA 2500 | 6.6L V8 6599cc 403 CID |
| | 2006-2008 | GMC SAVANA 3500 | 6.6L V8 6599cc 403 CID |
| | 2007-2008 | CHEVROLET EXPRESS 2500 | 6.6L V8 6599cc 403 CID |
| 22618 | 1999-2001 | AM GENERAL HUMMER | 6.5L V8 395 CID |
| | 2002-2004 | HUMMER H1 | 6.5L V8 395 CID |
| 22619 | 1990-1991 | CHEVROLET C5500 KODIAK | 6.0L V8 366 CID |
| | 1990-1991 | GMC C5000 TOPKICK | 6.0L V8 366 CID |
| | 1990-1996 | CHEVROLET C60 KODIAK | 6.0L V8 366 CID |
| | 1990-1996 | CHEVROLET C60 KODIAK | 7.0L V8 6998cc 427 CID |
| | 1990-1996 | CHEVROLET C70 KODIAK | 6.0L V8 366 CID |
| | 1990-1996 | CHEVROLET C70 KODIAK | 7.0L V8 6998cc 427 CID |
| | 1990-1996 | GMC C6000 TOPKICK | 6.0L V8 366 CID |
| | 1990-1996 | GMC C7000 TOPKICK | 6.0L V8 366 CID |
| | 1990-1996 | GMC C7000 TOPKICK | 7.0L V8 6998cc 427 CID |
| | 1993-1998 | CHEVROLET B7 | 6.0L V8 366 CID |
| | 1994-1998 | CHEVROLET B7 | 7.0L V8 6998cc 427 CID |
| | 1997-1998 | CHEVROLET C6500 KODIAK | 6.0L V8 366 CID |
| | 1997-1998 | CHEVROLET C6500 KODIAK | 7.0L V8 6998cc 427 CID |
| | 1997-1998 | GMC C6500 TOPKICK | 6.0L V8 366 CID |
| | 1997-1998 | GMC C6500 TOPKICK | 7.0L V8 6998cc 427 CID |
| | 1997-1998 | GMC C7500 TOPKICK | 6.0L V8 366 CID |
| | 1997-1998 | GMC C7500 TOPKICK | 7.0L V8 6998cc 427 CID |
| | 1999-2000 | CHEVROLET C7500 KODIAK | 7.4L V8 454 CID |
| | 22620 | 2003 | DODGE RAM 2500 |
| 2003 | | DODGE RAM 3500 | 5.7L V8 345 CID |
| 2004 | | DODGE RAM 2500 | 5.7L V8 345 CID |
| 2004 | | DODGE RAM 3500 | 5.7L V8 345 CID |
| 2006 | | DODGE RAM 2500 | 5.7L V8 345 CID |
| 2006 | | DODGE RAM 3500 | 5.7L V8 345 CID |
| 2007 | | DODGE RAM 2500 | 5.7L V8 345 CID |
| 2007 | | DODGE RAM 3500 | 5.7L V8 345 CID |
| 2008 | | DODGE RAM 2500 | 5.7L V8 345 CID |
| 2008 | | DODGE RAM 3500 | 5.7L V8 345 CID |
| 1997-2009 | | FORD LOBO (MEX) | 4.6L V8 4608cc 281 CID |
| 2000-1999 | | DODGE RAM 4000 (MEX) | 5.9L V8 5900cc CID |
| 2001-2009 | | FORD LOBO (MEX) | 5.4L V8 5409cc 330 CID |
| 2002-2009 | | FORD F250 (MEX) | 4.6L V8 4608cc 281 CID |
| 2002-2011 | | DODGE RAM 4000 (MEX) | 5.7L V8 5700cc CID |
| 2004-2006 | | DODGE RAM 2500 | 5.7L V8 345 CID |
| 2004-2006 | | DODGE RAM 3500 | 5.7L V8 345 CID |
| 2005-2006 | | DODGE RAM 2500 | 5.7L V8 345 CID |
| 2005-2008 | | DODGE RAM 2500 | 5.7L V8 345 CID |
| 2005-2008 | | DODGE RAM 3500 | 5.7L V8 345 CID |
| 2006-2007 | | DODGE RAM 2500 | 5.7L V8 345 CID |
| 2006-2007 | | DODGE RAM 3500 | 5.7L V8 345 CID |
| 2006-2008 | | DODGE RAM 2500 | 5.7L V8 345 CID |
| 2007-2008 | DODGE RAM 2500 | 5.7L V8 345 CID | |
| 2007-2008 | DODGE RAM 3500 | 5.7L V8 345 CID | |
| 22623 | 1983-1987 | FORD F600 | 8.2L V8 501 CID |
| | 1983-1987 | FORD F700 | 8.2L V8 501 CID |
| | 1983-1989 | FORD F700 | 10.4L V8 636 CID |
| | 1983-1989 | FORD F700 | 6.1L V8 370 CID |
| | 1983-1990 | FORD FT800 | 6.1L V8 370 CID |
| | 1983-1991 | FORD F600 | 6.1L V8 370 CID |
| | 1983-1994 | FORD F600 | 7.0L V8 429 CID |

FAN CLUTCHES

| USMW | Years | Application | Engine | |
|--------------|--------------|-------------------------------------|------------------------|------------------------|
| 22623 | 1983-1998 | FORD F700 | 7.0L V8 429 CID | |
| | 1986-1989 | FORD F700 | 6.6L L6 401 CID | |
| | 1986-1993 | FORD F600 | 6.6L L6 401 CID | |
| | 1987-1989 | FORD F600 | 7.8L L6 473 CID | |
| | 1987-1989 | FORD F700 | 7.8L L6 473 CID | |
| | 1993-1994 | FORD F600 | 5.9L L6 359 CID | |
| 22625 | 2002 | GMC SAVANA 2500 | 6.5L V8 395 CID | |
| | 2006 | CHEVROLET SILVERADO 2500 HD | 6.6L V8 6599cc 403 CID | |
| | 2006 | CHEVROLET SILVERADO 3500 | 6.6L V8 6599cc 403 CID | |
| | 2006 | GMC SIERRA 2500 HD | 6.6L V8 6599cc 403 CID | |
| | 2006 | GMC SIERRA 3500 | 6.6L V8 6599cc 403 CID | |
| | 2007 | CHEVROLET SILVERADO 2500 HD CLASSIC | 6.6L V8 6599cc 403 CID | |
| | 2007 | CHEVROLET SILVERADO 3500 CLASSIC | 6.6L V8 6599cc 403 CID | |
| | 2007 | GMC SIERRA 2500 HD CLASSIC | 6.6L V8 6599cc 403 CID | |
| | 2007 | GMC SIERRA 3500 CLASSIC | 6.6L V8 6599cc 403 CID | |
| | 1999-2000 | GMC SAVANA 2500 | 6.5L V8 395 CID | |
| | 1999-2000 | GMC SAVANA 3500 | 6.5L V8 395 CID | |
| | 1999-2002 | CHEVROLET EXPRESS 2500 | 6.5L V8 395 CID | |
| | 1999-2002 | CHEVROLET EXPRESS 3500 | 6.5L V8 395 CID | |
| | 1999-2002 | GMC SAVANA 2500 | 6.5L V8 395 CID | |
| | 1999-2002 | GMC SAVANA 3500 | 6.5L V8 395 CID | |
| | 2001-2002 | GMC SAVANA 3500 | 6.5L V8 395 CID | |
| | 2007-2010 | CHEVROLET SILVERADO 2500 HD | 6.6L V8 6599cc 403 CID | |
| | 2007-2010 | CHEVROLET SILVERADO 3500 HD | 6.6L V8 6599cc 403 CID | |
| | 2007-2010 | GMC SIERRA 2500 HD | 6.6L V8 6599cc 403 CID | |
| | 2007-2010 | GMC SIERRA 3500 HD | 6.6L V8 6599cc 403 CID | |
| | 22626 | 2007 | JEEP WRANGLER | 3.8L V6 3778cc 231 CID |
| | | 2010 | JEEP WRANGLER | 3.8L V6 3778cc 231 CID |
| 2011 | | JEEP WRANGLER | 3.8L V6 3778cc 231 CID | |
| 2008-2009 | | JEEP WRANGLER | 3.8L V6 3778cc 231 CID | |
| 22627 | 2007 | CHEVROLET TRAILBLAZER | 5.3L V8 5328cc 325 CID | |
| | 2008 | CHEVROLET TRAILBLAZER | 4.2L L6 256 CID | |
| | 2008 | CHEVROLET TRAILBLAZER | 5.3L V8 5328cc 325 CID | |
| | 2008 | ISUZU ASCENDER | 4.2L L6 256 CID | |
| | 2007-2008 | CHEVROLET TRAILBLAZER | 5.3L V8 5328cc 325 CID | |
| | 2008-2009 | CHEVROLET TRAILBLAZER | 4.2L L6 256 CID | |
| | 2008-2009 | GMC ENVOY | 4.2L L6 256 CID | |
| | 2008-2009 | GMC ENVOY | 5.3L V8 5328cc 325 CID | |
| | 2008-2009 | SAAB 9-7X | 4.2L L6 256 CID | |
| | 2008-2009 | SAAB 9-7X | 5.3L V8 5328cc 325 CID | |
| | 2008-2009 | SAAB 9-7X | 6.0L V8 5967cc 364 CID | |
| 22629 | 2003-2007 | CHEVROLET C4500 KODIAK | 6.6L V8 6599cc 403 CID | |
| | 2003-2007 | CHEVROLET C5500 KODIAK | 6.6L V8 6599cc 403 CID | |
| | 2003-2007 | GMC C4500 TOPKICK C4C042 | 6.6L V8 6607cc 403 CID | |
| | 2003-2007 | GMC C4500 TOPKICK C4E042 | 6.6L V8 6607cc 403 CID | |
| | 2003-2007 | GMC C4500 TOPKICK C4U042 | 6.6L V8 6607cc 403 CID | |
| | 2003-2007 | GMC C4500 TOPKICK C4V042 | 6.6L V8 6607cc 403 CID | |
| | 2003-2007 | GMC C5500 TOPKICK C5C042 | 6.6L V8 6607cc 403 CID | |
| | 2003-2007 | GMC C5500 TOPKICK C5E042 | 6.6L V8 6607cc 403 CID | |
| | 2003-2007 | GMC C5500 TOPKICK C5U042 | 6.6L V8 6607cc 403 CID | |
| | 2003-2007 | GMC C5500 TOPKICK C5V042 | 6.6L V8 6607cc 403 CID | |
| | 2005-2007 | GMC C4500 TOPKICK C4C044 | 6.6L V8 6607cc 403 CID | |
| | 2005-2007 | GMC C4500 TOPKICK C4E044 | 6.6L V8 6607cc 403 CID | |
| | 2005-2007 | GMC C5500 TOPKICK C5C044 | 6.6L V8 6607cc 403 CID | |
| | 2005-2007 | GMC C5500 TOPKICK C5E044 | 6.6L V8 6607cc 403 CID | |
| 22630 | 1997-1998 | CHEVROLET B7 B7T042 | 6.5L V8 6475cc 395 CID | |
| | 2001-2002 | CHEVROLET B7 B7T042 | 8.1L V8 8131cc 496 CID | |
| | 2001-2002 | CHEVROLET C6500 KODIAK | 8.1L V8 496 CID | |
| | 2001-2002 | CHEVROLET C7500 KODIAK | 8.1L V8 496 CID | |
| | 2001-2002 | GMC C6500 TOPKICK | 8.1L V8 496 CID | |
| | 2001-2002 | GMC C7500 TOPKICK | 8.1L V8 496 CID | |
| 22631 | 1997-1998 | CHEVROLET C7500 KODIAK | 7.0L V8 6998cc 427 CID | |
| | 1999-2000 | CHEVROLET B7 | 7.4L V8 454 CID | |
| 22632 | 2004-2006 | CADILLAC SRX | 3.6L V6 217 CID | |
| | 2004-2009 | CADILLAC SRX | 4.6L V8 281 CID | |
| | 2005-2006 | CADILLAC STS | 3.6L V6 217 CID | |
| | 2005-2010 | CADILLAC STS | 4.6L V8 281 CID | |
| | 2008-2009 | CADILLAC STS | 4.6L V8 281 CID | |
| 22633 | 2003-2009 | CHEVROLET C4500 KODIAK | 8.1L V8 496 CID | |

| USMW | Years | Application | Engine |
|---------------|-----------------------|-----------------------------|------------------------|
| | 2003-2009 | CHEVROLET C5500 KODIAK | 8.1L V8 496 CID |
| | 2003-2009 | GMC C4500 TOPKICK | 8.1L V8 496 CID |
| | 2003-2009 | GMC C5500 TOPKICK | 8.1L V8 496 CID |
| 22634 | 2007 | FORD E-350 SUPER DUTY | 6.8L V10 415 CID |
| | 2007 | FORD E-450 SUPER DUTY | 6.8L V10 415 CID |
| | 2008 | FORD F-450 SUPER DUTY | 6.8L V10 415 CID |
| | 2009 | FORD E-350 SUPER DUTY | 6.8L V10 415 CID |
| | 2004-2015 | FORD F53 | 6.8L V10 415 CID |
| | 2008-2009 | FORD F-250 SUPER DUTY | 6.8L V10 415 CID |
| | 2008-2009 | FORD F-350 SUPER DUTY | 6.8L V10 415 CID |
| | 2008-2010 | FORD F-250 SUPER DUTY | 6.8L V10 415 CID |
| | 2008-2010 | FORD F-350 SUPER DUTY | 6.8L V10 415 CID |
| | 2008-2010 | FORD F-450 SUPER DUTY | 6.8L V10 415 CID |
| | 2008-2010 | FORD F-550 SUPER DUTY | 6.8L V10 415 CID |
| | 2008-2015 | FORD E-350 SUPER DUTY | 6.8L V10 415 CID |
| | 2008-2015 | FORD E-450 SUPER DUTY | 6.8L V10 415 CID |
| | 2008-2015 | FORD F-450 SUPER DUTY | 6.8L V10 415 CID |
| | 2008-2015 | FORD F-550 SUPER DUTY | 6.8L V10 415 CID |
| | 2009-2010 | FORD F-250 SUPER DUTY | 6.8L V10 415 CID |
| 2009-2010 | FORD F-350 SUPER DUTY | 6.8L V10 415 CID | |
| 2010-2014 | FORD E-350 SUPER DUTY | 6.8L V10 415 CID | |
| 22328M | 2003-2006 | DODGE SPRINTER 2500 | 2.7L L5 2687cc 165 CID |
| | 2003-2006 | DODGE SPRINTER 3500 | 2.7L L5 2687cc 165 CID |
| | 2014-2015 | MERCEDES-BENZ SPRINTER 2500 | 2.1L L4 2143cc 131 CID |
| | 2014-2015 | MERCEDES-BENZ SPRINTER 3500 | 2.1L L4 2143cc 131 CID |

| | |
|----------------|---------------|
| 22010 | |
| FORD | E3TZ 8A616-R |
| FORD | E3TZ 8A616-S |
| FORD | F57Z 8A616-C |
| FORD | F87Z 8A616-DA |
| GENERAL MOTORS | 14076342 |
| MAZDA | ZZM3-15-150 |
| MAZDA | ZZP3-15-150 |
| 22011 | |
| FORD | E0WY 8A616-A |
| FORD | E1AZ 8A616-A |
| FORD | E35Y 8A616-A |
| FORD | E45Y 8A616-B |
| FORD | E6AZ 8A616-A |
| FORD | E6AZ 8A616-B |
| FORD | E7TZ 8A616-G |
| FORD | EOMY 8A616-A |
| 22012 | |
| FORD | E0SZ 8A616-B |
| FORD | E0SZ 8A616-C |
| FORD | E3DZ 8A616-A |
| FORD | E3DZ 8A616-B |
| 22013 | |
| GENERAL MOTORS | 14001193 |
| GENERAL MOTORS | 14066205 |
| GENERAL MOTORS | 14076309 |
| GENERAL MOTORS | 14076343 |
| GENERAL MOTORS | 94232347 |
| 22015 | |
| FORD | F87Z 8A616-BA |
| MAZDA | ZZP0-15-150 |
| 22017 | |
| JAGUAR | EAC4751 |
| 22018 | |
| JAGUAR | EAC8948 |
| JAGUAR | NAC2215AA |
| JAGUAR | NBC2215AA |
| 22019 | |
| MINI | MD317679 |
| 22020 | |
| TOYOTA | 16210-75060 |
| TOYOTA | 16210-75100 |
| TOYOTA | 16210-75111 |
| 22021 | |
| TOYOTA | 08921-04950 |
| TOYOTA | 16210-62030 |
| 22022 | |
| ISUZU | 8-97130-362-1 |
| 22025 | |
| NISSAN | 21082-0W000 |
| NISSAN | 21082-0W00A |
| NISSAN | 21082-5S700 |
| NISSAN | 21082-67U00 |
| 22026 | |
| CHRYSLER | 4266 665 |
| CHRYSLER | J5362170 |
| GENERAL MOTORS | 22049787 |
| GENERAL MOTORS | 22050464 |
| GENERAL MOTORS | 22050674 |
| GENERAL MOTORS | 22062566 |
| GENERAL MOTORS | 89000171 |

| | |
|----------------|--------------|
| 22027 | |
| NISSAN | 21082-0P505 |
| 22028 | |
| NISSAN | 21082-60U00 |
| NISSAN | 21082-AG200 |
| NISSAN | 21082-AG20A |
| 22029 | |
| MINI | MD335271 |
| MINI | MN119786 |
| 22030 | |
| VOLVO | 1274938-0 |
| VOLVO | 1306259-0 |
| VOLVO | 1328622-0 |
| VOLVO | 1357433-0 |
| 22031 | |
| VOLVO | 1274963-0 |
| 22032 | |
| NISSAN | 21082-6P003 |
| NISSAN | 21082-6P00A |
| 22033 | |
| GENERAL MOTORS | 91176889 |
| GENERAL MOTORS | 91177535 |
| SUZUKI | 17120-52D03 |
| SUZUKI | 17120-52D10 |
| SUZUKI | 17120-77E07 |
| 22035 | |
| CHRYSLER | 6819 4962AA |
| 22037 | |
| GENERAL MOTORS | 14047080 |
| GENERAL MOTORS | 372502 |
| 22041 | |
| GENERAL MOTORS | 22050668 |
| GENERAL MOTORS | 22050669 |
| 22042 | |
| GENERAL MOTORS | 19161344 |
| GENERAL MOTORS | 19161464 |
| GENERAL MOTORS | 20506687 |
| GENERAL MOTORS | 22050665 |
| GENERAL MOTORS | 4993982 |
| 22043 | |
| CHRYSLER | 4095 703 |
| CHRYSLER | 4095 704 |
| CHRYSLER | 4095 853 |
| CHRYSLER | 4167 771 |
| GENERAL MOTORS | 14045258 |
| GENERAL MOTORS | 22007578 |
| GENERAL MOTORS | 22007586 |
| GENERAL MOTORS | 22008426 |
| GENERAL MOTORS | 22008438 |
| GENERAL MOTORS | 22008462 |
| GENERAL MOTORS | 22008490 |
| GENERAL MOTORS | 22008498 |
| GENERAL MOTORS | 22008500 |
| GENERAL MOTORS | 22049775 |
| GENERAL MOTORS | 22050660 |
| GENERAL MOTORS | 22050661 |
| GENERAL MOTORS | 22050663 |
| GENERAL MOTORS | 22050666 |
| GENERAL MOTORS | 22050678 |
| GENERAL MOTORS | 4974948 |
| 22044 | |
| FORD | E69Z 8A616-A |

| | |
|----------------|--------------|
| 22045 | |
| CHRYSLER | 3769 317 |
| CHRYSLER | 3769 617 |
| FORD | E1TZ 8A616-B |
| GENERAL MOTORS | 10014251 |
| GENERAL MOTORS | 10197605 |
| GENERAL MOTORS | 12383420 |
| GENERAL MOTORS | 12529772 |
| GENERAL MOTORS | 12529774 |
| GENERAL MOTORS | 14006727 |
| GENERAL MOTORS | 14006729 |
| GENERAL MOTORS | 14006730 |
| GENERAL MOTORS | 14007832 |
| GENERAL MOTORS | 14007833 |
| GENERAL MOTORS | 14010296 |
| GENERAL MOTORS | 14015569 |
| GENERAL MOTORS | 14020668 |
| GENERAL MOTORS | 15629474 |
| GENERAL MOTORS | 15665117 |
| GENERAL MOTORS | 15963247 |
| GENERAL MOTORS | 19149243 |
| GENERAL MOTORS | 22008518 |
| GENERAL MOTORS | 22049776 |
| GENERAL MOTORS | 22049785 |
| GENERAL MOTORS | 22050651 |
| GENERAL MOTORS | 22050654 |
| GENERAL MOTORS | 22050657 |
| GENERAL MOTORS | 22050672 |
| GENERAL MOTORS | 22136853 |
| GENERAL MOTORS | 22149527 |
| GENERAL MOTORS | 561826 |
| GENERAL MOTORS | 88961765 |
| GENERAL MOTORS | 88961767 |
| 22048 | |
| CHRYSLER | 3236 603 |
| CHRYSLER | 3236 738 |
| CHRYSLER | 3239 377 |
| CHRYSLER | 3241 856 |
| CHRYSLER | 3241 857 |
| CHRYSLER | 5300 1693 |
| CHRYSLER | 8133 195 |
| CHRYSLER | J3239377 |
| CHRYSLER | J3241856 |
| CHRYSLER | J3241857 |
| GENERAL MOTORS | 14044660 |
| GENERAL MOTORS | 14046527 |
| GENERAL MOTORS | 88961755 |
| 22049 | |
| CHRYSLER | 3237 559 |
| CHRYSLER | 3237 560 |
| CHRYSLER | 3237 591 |
| CHRYSLER | 5300 9020 |
| CHRYSLER | J5362722 |
| GENERAL MOTORS | 12306610 |
| GENERAL MOTORS | 14006731 |
| GENERAL MOTORS | 14006732 |
| GENERAL MOTORS | 14010295 |
| GENERAL MOTORS | 14037607 |
| GENERAL MOTORS | 14077971 |
| GENERAL MOTORS | 1625161 |
| GENERAL MOTORS | 22008464 |
| GENERAL MOTORS | 22008474 |
| GENERAL MOTORS | 22008508 |
| GENERAL MOTORS | 22008524 |
| GENERAL MOTORS | 22049771 |
| GENERAL MOTORS | 22049774 |
| GENERAL MOTORS | 22050648 |

22049 (CONT.)

| | |
|----------------|----------|
| GENERAL MOTORS | 22050649 |
| GENERAL MOTORS | 22050656 |
| GENERAL MOTORS | 22050662 |
| GENERAL MOTORS | 22050667 |
| GENERAL MOTORS | 22050671 |
| GENERAL MOTORS | 22050673 |
| GENERAL MOTORS | 22050676 |
| GENERAL MOTORS | 22050761 |
| GENERAL MOTORS | 22075085 |
| GENERAL MOTORS | 22514197 |
| GENERAL MOTORS | 342754 |
| GENERAL MOTORS | 460798 |
| GENERAL MOTORS | 472807 |
| GENERAL MOTORS | 88961759 |
| GENERAL MOTORS | 88961761 |

22051

| | |
|----------------|----------|
| GENERAL MOTORS | 15631899 |
| GENERAL MOTORS | 88961766 |

22052

| | |
|----------------|--------------|
| AM GENERAL | 05939545 |
| FORD | AU2Z 8A616-P |
| FORD | D3TZ 8A616-A |
| FORD | E1TZ 8A616-A |
| FORD | E3TZ 8A616-L |
| FORD | E3TZ 8A616-P |
| FORD | E9TZ 8A616-K |
| FORD | E9TZ 8A616-L |
| FORD | F2TZ 8A616-A |
| FORD | F2TZ 8A616-B |
| FORD | F2UZ 8A616-E |
| FORD | F5TZ 8A616-B |
| FORD | F5UZ 8A616-A |
| GENERAL MOTORS | 14032395 |
| GENERAL MOTORS | 14050448 |
| GENERAL MOTORS | 14061688 |
| GENERAL MOTORS | 14061689 |
| GENERAL MOTORS | 15625460 |
| GENERAL MOTORS | 15677108 |
| GENERAL MOTORS | 88961768 |

22054

| | |
|------|--------------|
| FORD | E2UZ 8A616-B |
|------|--------------|

22056

| | |
|----------------|----------|
| GENERAL MOTORS | 15530775 |
| GENERAL MOTORS | 88961756 |

22059

| | |
|----------|-------------|
| CHRYSLER | 5505 6840AB |
| CHRYSLER | 5505 6840AC |
| CHRYSLER | 5505 7087AA |
| CHRYSLER | 5505 7152AA |
| CHRYSLER | 5505 7153AA |

22060

| | |
|----------------|--------------|
| FORD | E4TZ 8A616-A |
| FORD | E8TZ 8A616-G |
| FORD | E8TZ 8A616-H |
| FORD | E9TZ 8A616-M |
| FORD | E9UZ 8A616-D |
| GENERAL MOTORS | 343721 |

22061

| | |
|------|--------------|
| FORD | E3TZ 8A616-T |
| FORD | E3TZ 8A616-U |

22063

| | |
|------------|----------|
| LAND ROVER | ERC 2849 |
| LAND ROVER | ETC 1260 |

22064

| | |
|-------|--------------|
| FORD | E69Z 8A616-D |
| FORD | E69Z 8A616-E |
| FORD | E99Z 8A616-A |
| FORD | E99Z 8A616-B |
| FORD | F1TZ 8A616-H |
| FORD | F1TZ 8A616-J |
| MAZDA | ZZM4-15-150 |
| MAZDA | ZZM7-15-150 |

22065

| | |
|------|--------------|
| FORD | E5TZ 8A616-A |
| FORD | E5TZ 8A616-B |
| FORD | E69Z 8A616-B |
| FORD | E69Z 8A616-F |

22067

| | |
|------|--------------|
| FORD | E7RY 8A616-A |
|------|--------------|

22068

| | |
|----------------|-------------|
| GENERAL MOTORS | 91173035 |
| SUZUKI | 17120-57B01 |

22070

| | |
|----------|--------------|
| CHRYSLER | 4428 159 |
| CHRYSLER | 5200 4928 |
| CHRYSLER | 5200 6096 |
| CHRYSLER | 5202 8615AB |
| CHRYSLER | 5202 8760 |
| CHRYSLER | 5505 6946AA |
| FORD | E4SZ 8A616-A |

22071

| | |
|-----|-----------------|
| BMW | 11 52 1 277 060 |
| BMW | 11 52 1 310 520 |
| BMW | 11 52 1 466 000 |
| BMW | 11 52 1 468 471 |
| BMW | 11 52 1 723 918 |

22072

| | |
|-------|---------------|
| ISUZU | 8-97080-688-0 |
|-------|---------------|

22073

| | |
|-----------|----------|
| MINIBISHI | MD050472 |
| MINIBISHI | MD106546 |
| MINIBISHI | MD142419 |
| MINIBISHI | MD303502 |
| MINIBISHI | MD334660 |

22074

| | |
|--------|-------------|
| TOYOTA | 16210-66020 |
|--------|-------------|

22075

| | |
|--------|-------------|
| TOYOTA | 16210-76010 |
|--------|-------------|

22076

| | |
|--------|---------------|
| ISUZU | 8-97018-918-1 |
| ISUZU | 8-97102-903-0 |
| ISUZU | 8-97135-167-0 |
| TOYOTA | 16210-61072 |
| TOYOTA | 16210-61121 |
| TOYOTA | 16210-61160 |
| TOYOTA | 16210-65020 |
| TOYOTA | 16210-65030 |

22078

| | |
|-------|---------------|
| FORD | 6L5Z 8A616-AA |
| FORD | F57Z 8A616-D |
| FORD | F87Z 8A616-AA |
| MAZDA | 1F81-15-150 |
| MAZDA | ZZMA-15-150 |
| MAZDA | ZZMD-15-150 |
| MAZDA | ZZP1-15-150 |

22080

| | |
|--------|-------------|
| TOYOTA | 16210-16010 |
| TOYOTA | 16210-18010 |
| TOYOTA | 16210-28020 |

22081

| | |
|--------|-------------|
| TOYOTA | 16210-35020 |
| TOYOTA | 16210-38050 |
| TOYOTA | 16210-38060 |

22082

| | |
|--------|-------------|
| NISSAN | 21082-01P04 |
| NISSAN | 21082-10G21 |
| NISSAN | 21082-12G10 |
| NISSAN | 21082-16V00 |
| NISSAN | 21082-36W00 |
| NISSAN | 21082-40F00 |
| NISSAN | 21082-86G00 |
| NISSAN | 21082-86G0A |
| NISSAN | 21082-Y4161 |

22085

| | |
|--------|-------------|
| TOYOTA | 16210-42030 |
| TOYOTA | 16210-42040 |
| TOYOTA | 16210-42050 |
| TOYOTA | 16210-42060 |
| TOYOTA | 16210-42070 |
| TOYOTA | 16210-43021 |
| TOYOTA | 16210-45100 |

22086

| | |
|-----------|-------------|
| MINIBISHI | MD023698 |
| MINIBISHI | MD041079 |
| MINIBISHI | MD108270 |
| TOYOTA | 16210-31010 |
| TOYOTA | 16210-73010 |
| TOYOTA | 16210-73041 |

22087

| | |
|-------|---------------|
| ISUZU | 8-94310-518-0 |
| ISUZU | 8-94311-252-0 |
| ISUZU | 8-94412-030-0 |

22088

| | |
|--------|-------------|
| NISSAN | 21082-17C16 |
| NISSAN | 21082-W4404 |
| NISSAN | 21082-W4405 |

22090

| | |
|-------|--------------|
| MAZDA | G601-15-150A |
| MAZDA | G607-15-150A |

22091

| | |
|--------|-------------|
| NISSAN | 21082-40P00 |
| NISSAN | 21082-40P10 |
| NISSAN | 21082-88G00 |

22092

| | |
|-----------|-------------|
| MAZDA | AM15-15-9X3 |
| MINIBISHI | MD021502 |
| MINIBISHI | MD023697 |
| MINIBISHI | MD063740 |
| MINIBISHI | MD104576 |

22093

| | |
|-------|---------------|
| ISUZU | 8-94474-181-0 |
|-------|---------------|

22094

| | |
|----------------|---------------|
| GENERAL MOTORS | 94232346 |
| GENERAL MOTORS | 94244409 |
| ISUZU | 8-94115-358-0 |
| ISUZU | 8-94232-346-0 |
| ISUZU | 8-94244-409-0 |

| | |
|----------------------|-----------------|
| 22094 (CONT.) | |
| ISUZU | 8-94464-916-0 |
| 22096 | |
| MAZDA | 8086-23-907 |
| MAZDA | FE66-23-907 |
| 22098 | |
| MAZDA | JE15-15-150 |
| MAZDA | JE23-15-150 |
| MAZDA | JE29-15-150 |
| MAZDA | JE56-15-150 |
| 22099 | |
| BMW | 11 52 7 500 339 |
| BMW | 11 52 7 502 804 |
| BMW | 11 52 7 505 302 |
| BMW | 11 52 7 831 619 |
| BMW | 17 41 7 505 109 |
| VOLKSWAGEN / AUDI | 4Z7 121 350 |
| 22123 | |
| GENERAL MOTORS | 15106620 |
| GENERAL MOTORS | 20989849 |
| ISUZU | 8-15106-620-0 |
| 22126 | |
| CHRYSLER | J5362520 |
| FORD | AU2Z 8A616-M |
| FORD | E1ZZ 8A616-A |
| FORD | E1ZZ 8A616-B |
| FORD | E2DZ 8A616-A |
| FORD | E2DZ 8A616-B |
| FORD | E2TZ 8A616-A |
| FORD | E2TZ 8A616-B |
| FORD | E2ZZ 8A616-A |
| FORD | E3SZ 8A616-A |
| FORD | E3SZ 8A616-B |
| FORD | E3ZZ 8A616-A |
| FORD | E3ZZ 8A616-B |
| FORD | E5LY 8A616-A |
| FORD | E5ZZ 8A616-A |
| FORD | E6SZ 8A616-A |
| FORD | E6SZ 8A616-B |
| FORD | E7SZ 8A616-A |
| FORD | E7SZ 8A616-B |
| FORD | E7TZ 8A616-K |
| FORD | E9SZ 8A616-A |
| FORD | F2LY 8A616-A |
| 22135 | |
| FORD | 1L5Z 8A616-AC |
| FORD | 2L5Z 8A616-AA |
| FORD | 4L5Z 8A616-AA |
| FORD | 5L5Z 8A616-AA |
| FORD | 6L5Z 8A616-CA |
| MAZDA | 1F80-15-150 |
| 22136 | |
| GENERAL MOTORS | 15073580 |
| GENERAL MOTORS | 15723124 |
| GENERAL MOTORS | 88961758 |
| ISUZU | 8-15723-124-0 |
| 22138 | |
| NISSAN | 21082-EA000 |
| NISSAN | 21082-EA00A |
| NISSAN | 21082-EA01A |
| 22139 | |
| FORD | 2C5Z 8A616-BA |
| FORD | 4L2Z 8A616-AA |

| | |
|----------------|--------------|
| FORD | AU2Z 8A616-F |
| 22140 | |
| AM GENERAL | 06004284 |
| AM GENERAL | 06007274 |
| GENERAL MOTORS | 22149569 |
| 22142 | |
| GENERAL MOTORS | 15981250 |
| GENERAL MOTORS | 22124526 |
| 22145 | |
| GENERAL MOTORS | 10197798 |
| GENERAL MOTORS | 12529773 |
| GENERAL MOTORS | 15022301 |
| GENERAL MOTORS | 15590791 |
| GENERAL MOTORS | 15644606 |
| GENERAL MOTORS | 15671897 |
| GENERAL MOTORS | 15671898 |
| GENERAL MOTORS | 15674644 |
| GENERAL MOTORS | 15677100 |
| GENERAL MOTORS | 15699657 |
| GENERAL MOTORS | 15709933 |
| GENERAL MOTORS | 15718191 |
| GENERAL MOTORS | 15969544 |
| GENERAL MOTORS | 15977563 |
| GENERAL MOTORS | 19150657 |
| GENERAL MOTORS | 19161463 |
| GENERAL MOTORS | 22097578 |
| GENERAL MOTORS | 22103707 |
| GENERAL MOTORS | 22149818 |
| 22146 | |
| CHRYSLER | 5202 7734 |
| CHRYSLER | 5300 9874 |
| FORD | E4DZ 8A616-A |
| FORD | E4DZ 8A616-B |
| FORD | E5ZZ 8A616-B |
| FORD | E7TZ 8A616-L |
| FORD | E8TZ 8A616-C |
| FORD | E9TZ 8A616-H |
| FORD | E9TZ 8A616-J |
| FORD | E9UZ 8A616-C |
| FORD | F4TZ 8A616-A |
| FORD | F4UZ 8A616-A |
| 22147 | |
| GENERAL MOTORS | 22097066 |
| 22148 | |
| CHRYSLER | 5200 3205 |
| CHRYSLER | 5202 7890 |
| CHRYSLER | 5202 7890AB |
| CHRYSLER | 5202 8327 |
| CHRYSLER | 5207 9625 |
| CHRYSLER | 5207 9625AB |
| CHRYSLER | 5300 1168 |
| CHRYSLER | 6806 4284AA |
| CHRYSLER | 6806 5080AA |
| CHRYSLER | J3241858 |
| 22149 | |
| CHRYSLER | 4637 575 |
| CHRYSLER | 4637 575AB |
| CHRYSLER | 5200 7226 |
| CHRYSLER | 5202 7892 |
| CHRYSLER | 5202 8428 |
| CHRYSLER | 5202 8428AB |
| CHRYSLER | 5207 9684 |
| CHRYSLER | 5207 9684AB |
| CHRYSLER | 6806 4285AA |
| CHRYSLER | 6806 4764AA |

| | |
|----------------|---------------|
| GENERAL MOTORS | 22088612 |
| GENERAL MOTORS | 22124529 |
| 22150 | |
| CHRYSLER | 5505 6508AA |
| CHRYSLER | 5505 6860AB |
| CHRYSLER | 5505 6860AC |
| 22151 | |
| CHRYSLER | 5202 7858 |
| CHRYSLER | 5202 7860 |
| CHRYSLER | 5202 8306 |
| CHRYSLER | 5202 8307 |
| CHRYSLER | 5207 9438AB |
| CHRYSLER | 5207 9443 |
| CHRYSLER | 5207 9718AD |
| CHRYSLER | 5511 6813AA |
| CHRYSLER | 6806 4766AA |
| LAND ROVER | ERR 3443 |
| 22152 | |
| CHRYSLER | 5207 9718AC |
| CHRYSLER | 5503 7733AD |
| CHRYSLER | 5503 8106AA |
| CHRYSLER | 5511 6882AA |
| CHRYSLER | 6808 8545AA |
| 22153 | |
| GENERAL MOTORS | 22073413 |
| GENERAL MOTORS | 22082085 |
| GENERAL MOTORS | 22120030 |
| GENERAL MOTORS | 22135391 |
| GENERAL MOTORS | 22136248 |
| GENERAL MOTORS | 22149568 |
| GENERAL MOTORS | 88961757 |
| ISUZU | 8-88961-757-0 |
| 22154 | |
| AM GENERAL | 06003082 |
| GENERAL MOTORS | 06003082 |
| GENERAL MOTORS | 15030175 |
| GENERAL MOTORS | 15671895 |
| GENERAL MOTORS | 15685941 |
| GENERAL MOTORS | 19150658 |
| 22155 | |
| FORD | F2UZ 8A616-F |
| FORD | F2UZ 8A616-G |
| FORD | F3TZ 8A616-B |
| FORD | F3TZ 8A616-C |
| 22157 | |
| GENERAL MOTORS | 15911779 |
| GENERAL MOTORS | 22149894 |
| GENERAL MOTORS | 25744728 |
| 22158 | |
| GENERAL MOTORS | 15022299 |
| GENERAL MOTORS | 15022300 |
| GENERAL MOTORS | 15049054 |
| GENERAL MOTORS | 15073014 |
| GENERAL MOTORS | 15089746 |
| GENERAL MOTORS | 15091842 |
| GENERAL MOTORS | 15154901 |
| GENERAL MOTORS | 15710101 |
| GENERAL MOTORS | 15712914 |
| GENERAL MOTORS | 15717598 |
| GENERAL MOTORS | 15735394 |
| GENERAL MOTORS | 15970727 |
| GENERAL MOTORS | 15977341 |
| GENERAL MOTORS | 15999126 |
| GENERAL MOTORS | 19150977 |
| GENERAL MOTORS | 20913877 |

FAN CLUTCHES

22158 (CONT.)

| | |
|----------------|---------------|
| GENERAL MOTORS | 22135975 |
| GENERAL MOTORS | 22136731 |
| GENERAL MOTORS | 22149877 |
| GENERAL MOTORS | 25744727 |
| GENERAL MOTORS | 88986801 |
| ISUZU | 8-19161-341-0 |
| ISUZU | 8-22149-819-0 |

22159

| | |
|----------|---------------|
| CHRYSLER | 5202 7848 |
| CHRYSLER | 5202 7885 |
| CHRYSLER | 5202 8207 |
| CHRYSLER | 5202 8743 |
| CHRYSLER | 5202 9300AD |
| CHRYSLER | 5202 9300AE |
| CHRYSLER | 5202 9400AA |
| FORD | 5L3Z 8A616-AB |
| FORD | 5L3Z 8A616-BB |
| FORD | AU2Z 8A616-J |
| FORD | F65Z 8A616-AB |
| FORD | F65Z 8A616-BB |
| FORD | F81Z 8A616-AA |
| FORD | F85Z 8A616-AA |
| FORD | F85Z 8A616-BA |

22160

| | |
|----------|-------------|
| CHRYSLER | 5202 7847 |
| CHRYSLER | 5202 7883 |
| CHRYSLER | 5202 7883AB |
| CHRYSLER | 5202 7883AC |
| CHRYSLER | 5202 7884 |
| CHRYSLER | 5202 8214 |
| CHRYSLER | 5202 8215 |
| CHRYSLER | 5202 8297 |
| CHRYSLER | 5202 8298 |
| CHRYSLER | 5202 8305 |
| CHRYSLER | 5207 9787AA |
| CHRYSLER | 6806 4765AA |

22161

| | |
|------|--------------|
| FORD | E7TZ 8A616-H |
| FORD | E7TZ 8A616-J |

22162

| | |
|----------------|---------------|
| GENERAL MOTORS | 19161341 |
| GENERAL MOTORS | 22136728 |
| GENERAL MOTORS | 22136729 |
| GENERAL MOTORS | 22149819 |
| GENERAL MOTORS | 22149834 |
| ISUZU | 8-15073-580-0 |
| ISUZU | 8-15154-901-0 |
| ISUZU | 8-22120-030-0 |

22163

| | |
|------|--------------|
| FORD | F1SZ 8A616-A |
|------|--------------|

22164

| | |
|----------|-------------|
| CHRYSLER | 5202 8992AA |
| CHRYSLER | 5202 8992AB |
| CHRYSLER | 5202 8992AC |
| CHRYSLER | 5202 8994AA |
| CHRYSLER | 5202 8994AB |
| CHRYSLER | 5202 8994AC |
| CHRYSLER | 5202 8995AA |
| CHRYSLER | 5202 9858AC |

22165

| | |
|----------|-------------|
| CHRYSLER | 5202 9858AA |
| CHRYSLER | 5202 9858AD |
| CHRYSLER | 5202 9858AE |

| | |
|----------|--------------|
| CHRYSLER | 6806 4767AA |
| FORD | F1VY 8A616-A |
| FORD | F1VY 8A616-B |

22166

| | |
|-------|---------------|
| FORD | 6L5Z 8A616-BA |
| FORD | F1TZ 8A616-G |
| FORD | F1TZ 8A616-K |
| FORD | F57Z 8A616-A |
| FORD | F57Z 8A616-RA |
| FORD | F77Z 8A616-LB |
| FORD | F87Z 8A616-FA |
| MAZDA | 1F82-15-150 |
| MAZDA | ZZL4-15-150 |
| MAZDA | ZZM2-15-150A |
| MAZDA | ZZM8-15-150 |
| MAZDA | ZZP2-15-150 |

22167

| | |
|-------|--------------|
| FORD | AU2Z 8A616-N |
| FORD | F1TZ 8A616-E |
| FORD | F1TZ 8A616-L |
| MAZDA | ZZL0-15-150C |
| MAZDA | ZZL3-15-150B |
| MAZDA | ZZM1-15-150 |
| MAZDA | ZZM5-15-150 |

22168

| | |
|----------|---------------|
| CHRYSLER | 5202 8789AB |
| CHRYSLER | 5202 8789AC |
| CHRYSLER | 5202 8789AE |
| CHRYSLER | 5202 8789AF |
| CHRYSLER | 5202 8790AC |
| CHRYSLER | 5202 8790AE |
| CHRYSLER | 5202 9860AC |
| CHRYSLER | 5202 9876AC |
| CHRYSLER | 5202 9977AB |
| CHRYSLER | 5202 9977AC |
| CHRYSLER | 5202 9977AD |
| CHRYSLER | 5505 7111AA |
| FORD | 4L3Z 8A616-CA |
| FORD | 5C2Z 8A616-CA |
| FORD | 5C2Z 8A616-DA |
| FORD | 5C3Z 8A616-A |
| FORD | 5C3Z 8A616-B |
| FORD | 5L3Z 8A616-CB |
| FORD | 5L3Z 8A616-DB |
| FORD | 7C2Z 8A616-A |
| FORD | 7C2Z 8A616-B |
| FORD | 7C3Z 8A616-A |
| FORD | F65Z 8A616-CA |
| FORD | F65Z 8A616-DA |
| FORD | F7UZ 8A616-CA |
| FORD | F7UZ 8A616-DA |
| FORD | F81Z 8A616-LA |
| FORD | F85Z 8A616-CA |
| FORD | F85Z 8A616-DA |

22169

| | |
|------|---------------|
| FORD | 7C3Z 8A616-C |
| FORD | F2AZ 8A616-D |
| FORD | F3VY 8A616-A |
| FORD | F4VY 8A616-B |
| FORD | F6AZ 8A616-AA |

22170

| | |
|----------|-------------|
| CHRYSLER | 4773 423 |
| CHRYSLER | 4773 426 |
| CHRYSLER | 5202 7710 |
| CHRYSLER | 5202 7710AB |
| CHRYSLER | 5202 7862 |

| | |
|------------|-------------|
| CHRYSLER | 5202 7882 |
| CHRYSLER | 5202 7882AB |
| CHRYSLER | 5202 8208 |
| CHRYSLER | 5202 8940AB |
| CHRYSLER | 5202 9275AA |
| CHRYSLER | 5202 9275AB |
| CHRYSLER | 5202 9275AD |
| CHRYSLER | 5202 9276AA |
| CHRYSLER | 5202 9276AB |
| CHRYSLER | 5202 9276AD |
| CHRYSLER | 5202 9290AC |
| CHRYSLER | 5202 9291AD |
| CHRYSLER | 5202 9291AE |
| CHRYSLER | 5202 9767AA |
| CHRYSLER | 5505 6585AA |
| LAND ROVER | ERR 4996 |

22171

| | |
|----------|-------------|
| CHRYSLER | 5202 8799AA |
| CHRYSLER | 5202 8799AB |
| CHRYSLER | 5202 8799AC |
| CHRYSLER | 5202 8837AA |
| CHRYSLER | 5202 8944 |
| CHRYSLER | 5202 8944AB |
| CHRYSLER | 5202 9076AA |
| CHRYSLER | 5202 9084AA |
| CHRYSLER | 5202 9085AA |
| CHRYSLER | 5202 9152 |
| CHRYSLER | 5202 9152AB |

22173

| | |
|----------------|---------------|
| GENERAL MOTORS | 15106619 |
| GENERAL MOTORS | 15735393 |
| GENERAL MOTORS | 25948772 |
| ISUZU | 8-15106-619-0 |
| ISUZU | 8-25948-772-0 |

22174

| | |
|----------|-------------|
| CHRYSLER | 5202 7823 |
| CHRYSLER | 5202 7824 |
| CHRYSLER | 5207 9671AB |

22175

| | |
|-------|---------------|
| ISUZU | 8-97014-597-0 |
| ISUZU | 8-97061-702-0 |

22176

| | |
|-------|---------------|
| ISUZU | 8-97172-200-1 |
| ISUZU | 8-97172-200-2 |
| ISUZU | 8-97349-761-0 |

22177

| | |
|--------|-------------|
| TOYOTA | 16210-50080 |
|--------|-------------|

22178

| | |
|--------|-------------|
| TOYOTA | 16210-50021 |
| TOYOTA | 16210-50061 |

22179

| | |
|----------------|----------|
| GENERAL MOTORS | 15549993 |
| GENERAL MOTORS | 15564860 |
| GENERAL MOTORS | 15642505 |
| GENERAL MOTORS | 19149906 |

22181

| | |
|--------|-------------|
| NISSAN | 21082-7S00A |
|--------|-------------|

22182

| | |
|--------|-------------|
| NISSAN | 21082-EA200 |
| SUZUKI | 17120-82Z00 |
| SUZUKI | 17120-82Z10 |
| SUZUKI | 17120-82Z20 |
| SUZUKI | 17120-82Z21 |

| | |
|-------------------|---------------|
| 22183 | |
| TOYOTA | 16210-50051 |
| 22184 | |
| TOYOTA | 16210-50090 |
| 22185 | |
| TOYOTA | 16210-50101 |
| TOYOTA | 16210-50102 |
| 22296 | |
| MAZDA | FE2H-15-150B |
| 22300 | |
| LAND ROVER | PGG 000080 |
| 22301 | |
| MERCEDES-BENZ | 606 200 00 22 |
| 22302 | |
| VOLKSWAGEN / AUDI | 058 121 350 |
| 22303 | |
| VOLKSWAGEN / AUDI | 078 121 350 A |
| 22305 | |
| LAND ROVER | ERC 5708 |
| 22306 | |
| MERCEDES-BENZ | 603 200 00 22 |
| MERCEDES-BENZ | 603 200 02 22 |
| 22307 | |
| MERCEDES-BENZ | 103 200 04 22 |
| MERCEDES-BENZ | 104 200 01 22 |
| 22308 | |
| MERCEDES-BENZ | 111 200 04 22 |
| 22310 | |
| GENERAL MOTORS | 10383029 |
| GENERAL MOTORS | 15293048 |
| GENERAL MOTORS | 15802525 |
| GENERAL MOTORS | 25790869 |
| ISUZU | 8-10383-029-0 |
| ISUZU | 8-15071-248-0 |
| ISUZU | 8-25790-869-0 |
| SAAB | 15 29 3048 |
| SAAB | 25 79 0869 |
| 22311 | |
| VOLKSWAGEN / AUDI | 077 121 302 D |
| VOLKSWAGEN / AUDI | 4A0 121 350 B |
| 22313 | |
| MERCEDES-BENZ | 120 200 01 22 |
| 22316 | |
| VOLKSWAGEN / AUDI | 077 121 350 D |
| 22319 | |
| MERCEDES-BENZ | 000 200 04 22 |
| MERCEDES-BENZ | 000 200 19 22 |
| 22320 | |
| MERCEDES-BENZ | 103 200 05 22 |
| 22321 | |
| MERCEDES-BENZ | 113 200 00 22 |
| MERCEDES-BENZ | 113 200 02 22 |
| MERCEDES-BENZ | 119 200 02 22 |
| 22322 | |
| MERCEDES-BENZ | 103 200 06 22 |
| 22323 | |
| MERCEDES-BENZ | 119 200 01 22 |

| | |
|----------------|-----------------|
| 22324 | |
| MERCEDES-BENZ | 112 200 01 22 |
| 22325 | |
| MERCEDES-BENZ | 112 200 02 22 |
| 22326 | |
| BMW | 11 52 7 830 486 |
| 22327 | |
| MERCEDES-BENZ | 606 200 01 22 |
| 22328 | |
| CHRYSLER | 5103 623AA |
| 22329 | |
| FORD | 7C3Z 8A616-F |
| FORD | 8C3Z 8A616-A |
| FORD | 8C3Z 8A616-S |
| 22331 | |
| CHRYSLER | 5505 6990AA |
| CHRYSLER | 5505 6990AB |
| CHRYSLER | 5505 6990AC |
| 22332 | |
| FORD | 4C3Z 8A616-AA |
| FORD | 4C3Z 8A616-SA |
| 22333 | |
| CHRYSLER | 6801 2412AA |
| MERCEDES-BENZ | A000 200 73 23 |
| 22334 | |
| FORD | 9L3Z 8A616-B |
| 22335 | |
| MERCEDES-BENZ | 119 200 00 22 |
| 22336 | |
| MERCEDES-BENZ | 116 200 11 22 |
| 22337 | |
| FORD | 6L2Z 8A616-BA |
| FORD | 7L2Z 8A616-A |
| 22338 | |
| FORD | 7L1Z 8A616-A |
| 22339 | |
| FORD | BC3Z 8A616-A |
| FORD | BC3Z 8A616-C |
| 22340 | |
| FORD | BC3Z 8A616-B |
| FORD | BC3Z 8A616-CC |
| FORD | BC3Z 8A616-D |
| 22341 | |
| GENERAL MOTORS | 20788261 |
| 22342 | |
| GENERAL MOTORS | 25838900 |
| 22343 | |
| NISSAN | 21082-5X20A |
| NISSAN | 21082-5X21A |
| 22344 | |
| CHRYSLER | 5202 8879AD |
| CHRYSLER | 5202 8879AF |
| 22345 | |
| CHRYSLER | 5505 6932AC |
| CHRYSLER | 5505 6932AE |
| CHRYSLER | 5505 6932AF |
| CHRYSLER | 5505 6932AG |
| CHRYSLER | 6806 8481AA |

| | |
|----------------|----------------|
| CHRYSLER | 6815 5609AB |
| 22346 | |
| MERCEDES-BENZ | 000 200 99 23 |
| MERCEDES-BENZ | A000 200 99 23 |
| 22347 | |
| CHRYSLER | 5201 4729AA |
| CHRYSLER | 5201 4729AB |
| CHRYSLER | 5201 4729AC |
| 22373 | |
| KIA | 0K011-15-140 |
| KIA | 0K028-15-140 |
| KIA | 0K048-15-140 |
| KIA | 0K048-15-140A |
| 22396 | |
| MAZDA | JF04-15-150A |
| 22399 | |
| LAND ROVER | PGB 000040 |
| 22401 | |
| TOYOTA | 16210-54040 |
| 22402 | |
| TOYOTA | 16210-46030 |
| TOYOTA | 16210-46042 |
| 22404 | |
| TOYOTA | 16210-54070 |
| 22405 | |
| SUBARU | 73070 GA021 |
| 22406 | |
| SUBARU | 73070 GA020 |
| SUBARU | SOA33 2A383 |
| 22407 | |
| TOYOTA | 16210-0P010 |
| TOYOTA | 16210-0P020 |
| TOYOTA | 16210-31030 |
| TOYOTA | 16210-31040 |
| 22408 | |
| TOYOTA | 16210-38070 |
| TOYOTA | 16210-38071 |
| 22409 | |
| MITSUBISHI | MD356867 |
| MITSUBISHI | MN176301 |
| 22470 | |
| CHRYSLER | 6801 2413AA |
| MERCEDES-BENZ | A000 200 72 23 |
| 22496 | |
| MAZDA | JE48-15-150C |
| MAZDA | JE53-15-150C |
| MAZDA | JE57-15-150A |
| MAZDA | JE59-15-150A |
| 22601 | |
| FORD | E5TZ 8A616-C |
| FORD | E5TZ 8A616-G |
| FORD | E8TZ 8A616-D |
| FORD | E9TZ 8A616-A |
| FORD | F2UZ 8A616-H |
| 22602 | |
| GENERAL MOTORS | 12517624 |
| GENERAL MOTORS | 14032392 |
| GENERAL MOTORS | 19189685 |

| | |
|----------------|---------------|
| 22605 | |
| GENERAL MOTORS | 15956343 |
| GENERAL MOTORS | 15969543 |
| GENERAL MOTORS | 15991496 |
| 22606 | |
| GENERAL MOTORS | 15671935 |
| 22607 | |
| FORD | F2TZ 8A616-C |
| FORD | F4TZ 8A616-B |
| 22609 | |
| FORD | F5TZ 8A616-KB |
| 22610 | |
| FORD | 5C3Z 8A616-BA |
| FORD | 5C3Z 8A616-MA |
| FORD | F7UZ 8A616-JA |
| FORD | F7UZ 8A616-KA |
| FORD | F81Z 8A616-BA |
| FORD | F81Z 8A616-MA |
| 22611 | |
| FORD | AU2Z 8A616-L |
| FORD | F81Z 8A616-DA |
| 22612 | |
| FORD | AU2Z 8A616-TA |
| FORD | F8UZ 8A616-AA |
| 22613 | |
| AM GENERAL | 06008664 |
| AM GENERAL | 06009791 |
| GENERAL MOTORS | 06008664 |
| GENERAL MOTORS | 06009791 |
| GENERAL MOTORS | 15022302 |
| GENERAL MOTORS | 15028400 |
| GENERAL MOTORS | 15030174 |
| 22614 | |
| GENERAL MOTORS | 15029405 |
| 22615 | |
| FORD | F67Z 8A616-NA |
| GENERAL MOTORS | 25844696 |
| 22616 | |
| CHRYSLER | 5202 8894AA |
| 22617 | |
| GENERAL MOTORS | 15130067 |
| 22618 | |
| AM GENERAL | 06009991 |
| GENERAL MOTORS | 06009991 |
| 22620 | |
| CHRYSLER | 5202 8877AC |
| CHRYSLER | 5505 6963AA |
| CHRYSLER | 5505 6963AB |
| 22623 | |
| FORD | E3HZ 8A616-J |
| 22625 | |
| GENERAL MOTORS | 15102145 |
| GENERAL MOTORS | 15152298 |
| 22626 | |
| CHRYSLER | 5505 6699AA |
| CHRYSLER | 6808 5950AA |
| 22627 | |
| GENERAL MOTORS | 25816289 |
| ISUZU | 8-25816-289-0 |

| | |
|----------------|----------------|
| SAAB | 25 81 6289 |
| 22629 | |
| GENERAL MOTORS | 15205986 |
| GENERAL MOTORS | 15816068 |
| 22632 | |
| GENERAL MOTORS | 10382026 |
| GENERAL MOTORS | 10382029 |
| GENERAL MOTORS | 21992573 |
| GENERAL MOTORS | 25750924 |
| 22633 | |
| GENERAL MOTORS | 94670096 |
| 22634 | |
| FORD | 7C3Z 8A616-B |
| FORD | 7C3Z 8A616-D |
| 22328M | |
| CHRYSLER | 6800 4915AA |
| MERCEDES-BENZ | 000 200 97 23 |
| MERCEDES-BENZ | A000 200 97 23 |

AM GENERAL

| | |
|----------|-------|
| 05939545 | 22052 |
| 06003082 | 22154 |
| 06004284 | 22140 |
| 06007274 | 22140 |
| 06008664 | 22613 |
| 06009791 | 22613 |
| 06009991 | 22618 |

BMW

| | |
|-----------------|-------|
| 11 52 1 277 060 | 22071 |
| 11 52 1 310 520 | 22071 |
| 11 52 1 466 000 | 22071 |
| 11 52 1 468 471 | 22071 |
| 11 52 1 723 918 | 22071 |
| 11 52 7 500 339 | 22099 |
| 11 52 7 502 804 | 22099 |
| 11 52 7 505 302 | 22099 |
| 11 52 7 830 486 | 22326 |
| 11 52 7 831 619 | 22099 |
| 17 41 7 505 109 | 22099 |

CHRYSLER

| | |
|-------------|-------|
| 3236 603 | 22048 |
| 3236 738 | 22048 |
| 3237 559 | 22049 |
| 3237 560 | 22049 |
| 3237 591 | 22049 |
| 3239 377 | 22048 |
| 3241 856 | 22048 |
| 3241 857 | 22048 |
| 3769 317 | 22045 |
| 3769 617 | 22045 |
| 4095 703 | 22043 |
| 4095 704 | 22043 |
| 4095 853 | 22043 |
| 4167 771 | 22043 |
| 4266 665 | 22026 |
| 4428 159 | 22070 |
| 4637 575 | 22149 |
| 4637 575AB | 22149 |
| 4773 423 | 22170 |
| 4773 426 | 22170 |
| 5103 623AA | 22328 |
| 5200 3205 | 22148 |
| 5200 4928 | 22070 |
| 5200 6096 | 22070 |
| 5200 7226 | 22149 |
| 5201 4729AA | 22347 |
| 5201 4729AB | 22347 |
| 5201 4729AC | 22347 |
| 5202 7710 | 22170 |
| 5202 7710AB | 22170 |
| 5202 7734 | 22146 |
| 5202 7823 | 22174 |
| 5202 7824 | 22174 |
| 5202 7847 | 22160 |
| 5202 7848 | 22159 |
| 5202 7858 | 22151 |
| 5202 7860 | 22151 |
| 5202 7862 | 22170 |
| 5202 7882 | 22170 |
| 5202 7882AB | 22170 |
| 5202 7883 | 22160 |
| 5202 7883AB | 22160 |
| 5202 7883AC | 22160 |
| 5202 7884 | 22160 |
| 5202 7885 | 22159 |
| 5202 7890 | 22148 |

| | |
|-------------|-------|
| 5202 7890AB | 22148 |
| 5202 7892 | 22149 |
| 5202 8207 | 22159 |
| 5202 8208 | 22170 |
| 5202 8214 | 22160 |
| 5202 8215 | 22160 |
| 5202 8297 | 22160 |
| 5202 8298 | 22160 |
| 5202 8305 | 22160 |
| 5202 8306 | 22151 |
| 5202 8307 | 22151 |
| 5202 8327 | 22148 |
| 5202 8428 | 22149 |
| 5202 8428AB | 22149 |
| 5202 8615AB | 22070 |
| 5202 8743 | 22159 |
| 5202 8760 | 22070 |
| 5202 8789AB | 22168 |
| 5202 8789AC | 22168 |
| 5202 8789AE | 22168 |
| 5202 8789AF | 22168 |
| 5202 8790AC | 22168 |
| 5202 8790AE | 22168 |
| 5202 8799AA | 22171 |
| 5202 8799AB | 22171 |
| 5202 8799AC | 22171 |
| 5202 8837AA | 22171 |
| 5202 8877AC | 22620 |
| 5202 8879AD | 22344 |
| 5202 8879AF | 22344 |
| 5202 8894AA | 22616 |
| 5202 8940AB | 22170 |
| 5202 8944 | 22171 |
| 5202 8944AB | 22171 |
| 5202 8992AA | 22164 |
| 5202 8992AB | 22164 |
| 5202 8992AC | 22164 |
| 5202 8994AA | 22164 |
| 5202 8994AB | 22164 |
| 5202 8994AC | 22164 |
| 5202 8995AA | 22164 |
| 5202 9076AA | 22171 |
| 5202 9084AA | 22171 |
| 5202 9085AA | 22171 |
| 5202 9152 | 22171 |
| 5202 9152AB | 22171 |
| 5202 9275AA | 22170 |
| 5202 9275AB | 22170 |
| 5202 9275AD | 22170 |
| 5202 9276AA | 22170 |
| 5202 9276AB | 22170 |
| 5202 9276AD | 22170 |
| 5202 9290AC | 22170 |
| 5202 9291AD | 22170 |
| 5202 9291AE | 22170 |
| 5202 9300AD | 22159 |
| 5202 9300AE | 22159 |
| 5202 9400AA | 22159 |
| 5202 9767AA | 22170 |
| 5202 9858AA | 22165 |
| 5202 9858AC | 22164 |
| 5202 9858AD | 22165 |
| 5202 9858AE | 22165 |
| 5202 9860AC | 22168 |
| 5202 9876AC | 22168 |
| 5202 9977AB | 22168 |
| 5202 9977AC | 22168 |
| 5202 9977AD | 22168 |

| | |
|-------------|--------|
| 5207 9438AB | 22151 |
| 5207 9443 | 22151 |
| 5207 9625 | 22148 |
| 5207 9625AB | 22148 |
| 5207 9671AB | 22174 |
| 5207 9684 | 22149 |
| 5207 9684AB | 22149 |
| 5207 9718AC | 22152 |
| 5207 9718AD | 22151 |
| 5207 9787AA | 22160 |
| 5300 1168 | 22148 |
| 5300 1693 | 22048 |
| 5300 9020 | 22049 |
| 5300 9874 | 22146 |
| 5503 7733AD | 22152 |
| 5503 8106AA | 22152 |
| 5505 6508AA | 22150 |
| 5505 6585AA | 22170 |
| 5505 6699AA | 22626 |
| 5505 6840AB | 22059 |
| 5505 6840AC | 22059 |
| 5505 6860AB | 22150 |
| 5505 6860AC | 22150 |
| 5505 6932AC | 22345 |
| 5505 6932AE | 22345 |
| 5505 6932AF | 22345 |
| 5505 6932AG | 22345 |
| 5505 6946AA | 22070 |
| 5505 6963AA | 22620 |
| 5505 6963AB | 22620 |
| 5505 6990AA | 22331 |
| 5505 6990AB | 22331 |
| 5505 6990AC | 22331 |
| 5505 7087AA | 22059 |
| 5505 7111AA | 22168 |
| 5505 7152AA | 22059 |
| 5505 7153AA | 22059 |
| 5511 6813AA | 22151 |
| 5511 6882AA | 22152 |
| 6800 4915AA | 22328M |
| 6801 2412AA | 22333 |
| 6801 2413AA | 22470 |
| 6806 4284AA | 22148 |
| 6806 4285AA | 22149 |
| 6806 4764AA | 22149 |
| 6806 4765AA | 22160 |
| 6806 4766AA | 22151 |
| 6806 4767AA | 22165 |
| 6806 5080AA | 22148 |
| 6806 8481AA | 22345 |
| 6808 5950AA | 22626 |
| 6808 8545AA | 22152 |
| 6815 5609AB | 22345 |
| 6819 4962AA | 22035 |
| 8133 195 | 22048 |
| J3239377 | 22048 |
| J3241856 | 22048 |
| J3241857 | 22048 |
| J3241858 | 22148 |
| J5362170 | 22026 |
| J5362520 | 22126 |
| J5362722 | 22049 |

FORD

| | |
|---------------|-------|
| 1L5Z 8A616-AC | 22135 |
| 2C5Z 8A616-BA | 22139 |
| 2L5Z 8A616-AA | 22135 |
| 4C3Z 8A616-AA | 22332 |
| 4C3Z 8A616-SA | 22332 |

FAN CLUTCHES

FORD (CONT.)

| | |
|---------------|-------|
| 4L2Z 8A616-AA | 22139 |
| 4L3Z 8A616-CA | 22168 |
| 4L5Z 8A616-AA | 22135 |
| 5C2Z 8A616-CA | 22168 |
| 5C2Z 8A616-DA | 22168 |
| 5C3Z 8A616-A | 22168 |
| 5C3Z 8A616-B | 22168 |
| 5C3Z 8A616-BA | 22610 |
| 5C3Z 8A616-MA | 22610 |
| 5L3Z 8A616-AB | 22159 |
| 5L3Z 8A616-BB | 22159 |
| 5L3Z 8A616-CB | 22168 |
| 5L3Z 8A616-DB | 22168 |
| 5L5Z 8A616-AA | 22135 |
| 6L2Z 8A616-BA | 22337 |
| 6L5Z 8A616-AA | 22078 |
| 6L5Z 8A616-BA | 22166 |
| 6L5Z 8A616-CA | 22135 |
| 7C2Z 8A616-A | 22168 |
| 7C2Z 8A616-B | 22168 |
| 7C3Z 8A616-A | 22168 |
| 7C3Z 8A616-B | 22634 |
| 7C3Z 8A616-C | 22169 |
| 7C3Z 8A616-D | 22634 |
| 7C3Z 8A616-F | 22329 |
| 7L1Z 8A616-A | 22338 |
| 7L2Z 8A616-A | 22337 |
| 8C3Z 8A616-A | 22329 |
| 8C3Z 8A616-S | 22329 |
| 9L3Z 8A616-B | 22334 |
| AU2Z 8A616-F | 22139 |
| AU2Z 8A616-J | 22159 |
| AU2Z 8A616-L | 22611 |
| AU2Z 8A616-M | 22126 |
| AU2Z 8A616-N | 22167 |
| AU2Z 8A616-P | 22052 |
| AU2Z 8A616-TA | 22612 |
| BC3Z 8A616-A | 22339 |
| BC3Z 8A616-B | 22340 |
| BC3Z 8A616-C | 22339 |
| BC3Z 8A616-CC | 22340 |
| BC3Z 8A616-D | 22340 |
| D3TZ 8A616-A | 22052 |
| E0SZ 8A616-B | 22012 |
| E0SZ 8A616-C | 22012 |
| E0WY 8A616-A | 22011 |
| E1AZ 8A616-A | 22011 |
| E1TZ 8A616-A | 22052 |
| E1TZ 8A616-B | 22045 |
| E1ZZ 8A616-A | 22126 |
| E1ZZ 8A616-B | 22126 |
| E2DZ 8A616-A | 22126 |
| E2DZ 8A616-B | 22126 |
| E2TZ 8A616-A | 22126 |
| E2TZ 8A616-B | 22126 |
| E2UZ 8A616-B | 22054 |
| E2ZZ 8A616-A | 22126 |
| E35Y 8A616-A | 22011 |
| E3DZ 8A616-A | 22012 |
| E3DZ 8A616-B | 22012 |
| E3HZ 8A616-J | 22623 |
| E3SZ 8A616-A | 22126 |
| E3SZ 8A616-B | 22126 |
| E3TZ 8A616-L | 22052 |
| E3TZ 8A616-P | 22052 |
| E3TZ 8A616-R | 22010 |
| E3TZ 8A616-S | 22010 |

| | |
|--------------|-------|
| E3TZ 8A616-T | 22061 |
| E3TZ 8A616-U | 22061 |
| E3ZZ 8A616-A | 22126 |
| E3ZZ 8A616-B | 22126 |
| E45Y 8A616-B | 22011 |
| E4DZ 8A616-A | 22146 |
| E4DZ 8A616-B | 22146 |
| E4SZ 8A616-A | 22070 |
| E4TZ 8A616-A | 22060 |
| E5LY 8A616-A | 22126 |
| E5TZ 8A616-A | 22065 |
| E5TZ 8A616-B | 22065 |
| E5TZ 8A616-C | 22601 |
| E5TZ 8A616-G | 22601 |
| E5ZZ 8A616-A | 22126 |
| E5ZZ 8A616-B | 22146 |
| E69Z 8A616-A | 22044 |
| E69Z 8A616-B | 22065 |
| E69Z 8A616-D | 22064 |
| E69Z 8A616-E | 22064 |
| E69Z 8A616-F | 22065 |
| E6AZ 8A616-A | 22011 |
| E6AZ 8A616-B | 22011 |
| E6SZ 8A616-A | 22126 |
| E6SZ 8A616-B | 22126 |
| E7RY 8A616-A | 22067 |
| E7SZ 8A616-A | 22126 |
| E7SZ 8A616-B | 22126 |
| E7TZ 8A616-G | 22011 |
| E7TZ 8A616-H | 22161 |
| E7TZ 8A616-J | 22161 |
| E7TZ 8A616-K | 22126 |
| E7TZ 8A616-L | 22146 |
| E8TZ 8A616-C | 22146 |
| E8TZ 8A616-D | 22601 |
| E8TZ 8A616-G | 22060 |
| E8TZ 8A616-H | 22060 |
| E99Z 8A616-A | 22064 |
| E99Z 8A616-B | 22064 |
| E9SZ 8A616-A | 22126 |
| E9TZ 8A616-A | 22601 |
| E9TZ 8A616-H | 22146 |
| E9TZ 8A616-J | 22146 |
| E9TZ 8A616-K | 22052 |
| E9TZ 8A616-L | 22052 |
| E9TZ 8A616-M | 22060 |
| E9UZ 8A616-C | 22146 |
| E9UZ 8A616-D | 22060 |
| EOMY 8A616-A | 22011 |
| F1SZ 8A616-A | 22163 |
| F1TZ 8A616-E | 22167 |
| F1TZ 8A616-G | 22166 |
| F1TZ 8A616-H | 22064 |
| F1TZ 8A616-J | 22064 |
| F1TZ 8A616-K | 22166 |
| F1TZ 8A616-L | 22167 |
| F1VY 8A616-A | 22165 |
| F1VY 8A616-B | 22165 |
| F2AZ 8A616-D | 22169 |
| F2LY 8A616-A | 22126 |
| F2TZ 8A616-A | 22052 |
| F2TZ 8A616-B | 22052 |
| F2TZ 8A616-C | 22607 |
| F2UZ 8A616-E | 22052 |
| F2UZ 8A616-F | 22155 |
| F2UZ 8A616-G | 22155 |
| F2UZ 8A616-H | 22601 |
| F3TZ 8A616-B | 22155 |

| | |
|---------------|-------|
| F3TZ 8A616-C | 22155 |
| F3VY 8A616-A | 22169 |
| F4TZ 8A616-A | 22146 |
| F4TZ 8A616-B | 22607 |
| F4UZ 8A616-A | 22146 |
| F4VY 8A616-B | 22169 |
| F57Z 8A616-A | 22166 |
| F57Z 8A616-C | 22010 |
| F57Z 8A616-D | 22078 |
| F57Z 8A616-RA | 22166 |
| F5TZ 8A616-B | 22052 |
| F5TZ 8A616-KB | 22609 |
| F5UZ 8A616-A | 22052 |
| F65Z 8A616-AB | 22159 |
| F65Z 8A616-BB | 22159 |
| F65Z 8A616-CA | 22168 |
| F65Z 8A616-DA | 22168 |
| F67Z 8A616-NA | 22615 |
| F6AZ 8A616-AA | 22169 |
| F77Z 8A616-LB | 22166 |
| F7UZ 8A616-CA | 22168 |
| F7UZ 8A616-DA | 22168 |
| F7UZ 8A616-JA | 22610 |
| F7UZ 8A616-KA | 22610 |
| F81Z 8A616-AA | 22159 |
| F81Z 8A616-BA | 22610 |
| F81Z 8A616-DA | 22611 |
| F81Z 8A616-LA | 22168 |
| F81Z 8A616-MA | 22610 |
| F85Z 8A616-AA | 22159 |
| F85Z 8A616-BA | 22159 |
| F85Z 8A616-CA | 22168 |
| F85Z 8A616-DA | 22168 |
| F87Z 8A616-AA | 22078 |
| F87Z 8A616-BA | 22015 |
| F87Z 8A616-DA | 22010 |
| F87Z 8A616-FA | 22166 |
| F8UZ 8A616-AA | 22612 |

GENERAL MOTORS

| | |
|----------|-------|
| 06003082 | 22154 |
| 06008664 | 22613 |
| 06009791 | 22613 |
| 06009991 | 22618 |
| 10014251 | 22045 |
| 10197605 | 22045 |
| 10197798 | 22145 |
| 10382026 | 22632 |
| 10382029 | 22632 |
| 10383029 | 22310 |
| 12306610 | 22049 |
| 12383420 | 22045 |
| 12517624 | 22602 |
| 12529772 | 22045 |
| 12529773 | 22145 |
| 12529774 | 22045 |
| 14001193 | 22013 |
| 14006727 | 22045 |
| 14006729 | 22045 |
| 14006730 | 22045 |
| 14006731 | 22049 |
| 14006732 | 22049 |
| 14007832 | 22045 |
| 14007833 | 22045 |
| 14010295 | 22049 |
| 14010296 | 22045 |
| 14015569 | 22045 |
| 14020668 | 22045 |
| 14032392 | 22602 |

GENERAL MOTORS (CONT.)

| | |
|----------|-------|
| 14032395 | 22052 |
| 14037607 | 22049 |
| 14044660 | 22048 |
| 14045258 | 22043 |
| 14046527 | 22048 |
| 14047080 | 22037 |
| 14050448 | 22052 |
| 14061688 | 22052 |
| 14061689 | 22052 |
| 14066205 | 22013 |
| 14076309 | 22013 |
| 14076342 | 22010 |
| 14076343 | 22013 |
| 14077971 | 22049 |
| 15022299 | 22158 |
| 15022300 | 22158 |
| 15022301 | 22145 |
| 15022302 | 22613 |
| 15028400 | 22613 |
| 15029405 | 22614 |
| 15030174 | 22613 |
| 15030175 | 22154 |
| 15049054 | 22158 |
| 15073014 | 22158 |
| 15073580 | 22136 |
| 15089746 | 22158 |
| 15091842 | 22158 |
| 15102145 | 22625 |
| 15106619 | 22173 |
| 15106620 | 22123 |
| 15130067 | 22617 |
| 15152298 | 22625 |
| 15154901 | 22158 |
| 15205986 | 22629 |
| 15293048 | 22310 |
| 15530775 | 22056 |
| 15549993 | 22179 |
| 15564860 | 22179 |
| 15590791 | 22145 |
| 15625460 | 22052 |
| 15629474 | 22045 |
| 15631899 | 22051 |
| 15642505 | 22179 |
| 15644606 | 22145 |
| 15665117 | 22045 |
| 15671895 | 22154 |
| 15671897 | 22145 |
| 15671898 | 22145 |
| 15671935 | 22606 |
| 15674644 | 22145 |
| 15677100 | 22145 |
| 15677108 | 22052 |
| 15685941 | 22154 |
| 15699657 | 22145 |
| 15709933 | 22145 |
| 15710101 | 22158 |
| 15712914 | 22158 |
| 15717598 | 22158 |
| 15718191 | 22145 |
| 15723124 | 22136 |
| 15735393 | 22173 |
| 15735394 | 22158 |
| 15802525 | 22310 |
| 15816068 | 22629 |
| 15911779 | 22157 |
| 15956343 | 22605 |
| 15963247 | 22045 |

| | |
|----------|-------|
| 15969543 | 22605 |
| 15969544 | 22145 |
| 15970727 | 22158 |
| 15977341 | 22158 |
| 15977563 | 22145 |
| 15981250 | 22142 |
| 15991496 | 22605 |
| 15999126 | 22158 |
| 1625161 | 22049 |
| 19149243 | 22045 |
| 19149906 | 22179 |
| 19150657 | 22145 |
| 19150658 | 22154 |
| 19150977 | 22158 |
| 19161341 | 22162 |
| 19161344 | 22042 |
| 19161463 | 22145 |
| 19161464 | 22042 |
| 19189685 | 22602 |
| 20506687 | 22042 |
| 20788261 | 22341 |
| 20913877 | 22158 |
| 20989849 | 22123 |
| 21992573 | 22632 |
| 22007578 | 22043 |
| 22007586 | 22043 |
| 22008426 | 22043 |
| 22008438 | 22043 |
| 22008462 | 22043 |
| 22008464 | 22049 |
| 22008474 | 22049 |
| 22008490 | 22043 |
| 22008498 | 22043 |
| 22008500 | 22043 |
| 22008508 | 22049 |
| 22008518 | 22045 |
| 22008524 | 22049 |
| 22049771 | 22049 |
| 22049774 | 22049 |
| 22049775 | 22043 |
| 22049776 | 22045 |
| 22049785 | 22045 |
| 22049787 | 22026 |
| 22050464 | 22026 |
| 22050648 | 22049 |
| 22050649 | 22049 |
| 22050651 | 22045 |
| 22050654 | 22045 |
| 22050656 | 22049 |
| 22050657 | 22045 |
| 22050660 | 22043 |
| 22050661 | 22043 |
| 22050662 | 22049 |
| 22050663 | 22043 |
| 22050665 | 22042 |
| 22050666 | 22043 |
| 22050667 | 22049 |
| 22050668 | 22041 |
| 22050669 | 22041 |
| 22050671 | 22049 |
| 22050672 | 22045 |
| 22050673 | 22049 |
| 22050674 | 22026 |
| 22050676 | 22049 |
| 22050678 | 22043 |
| 22050761 | 22049 |
| 22062566 | 22026 |
| 22073413 | 22153 |

| | |
|----------|-------|
| 22075085 | 22049 |
| 22082085 | 22153 |
| 22088612 | 22149 |
| 22097066 | 22147 |
| 22097578 | 22145 |
| 22103707 | 22145 |
| 22120030 | 22153 |
| 22124526 | 22142 |
| 22124529 | 22149 |
| 22135391 | 22153 |
| 22135975 | 22158 |
| 22136248 | 22153 |
| 22136728 | 22162 |
| 22136729 | 22162 |
| 22136731 | 22158 |
| 22136853 | 22045 |
| 22149527 | 22045 |
| 22149568 | 22153 |
| 22149569 | 22140 |
| 22149818 | 22145 |
| 22149819 | 22162 |
| 22149834 | 22162 |
| 22149877 | 22158 |
| 22149894 | 22157 |
| 22514197 | 22049 |
| 25744727 | 22158 |
| 25744728 | 22157 |
| 25750924 | 22632 |
| 25790869 | 22310 |
| 25816289 | 22627 |
| 25838900 | 22342 |
| 25844696 | 22615 |
| 25948772 | 22173 |
| 342754 | 22049 |
| 343721 | 22060 |
| 372502 | 22037 |
| 460798 | 22049 |
| 472807 | 22049 |
| 4974948 | 22043 |
| 4993982 | 22042 |
| 561826 | 22045 |
| 88961755 | 22048 |
| 88961756 | 22056 |
| 88961757 | 22153 |
| 88961758 | 22136 |
| 88961759 | 22049 |
| 88961761 | 22049 |
| 88961765 | 22045 |
| 88961766 | 22051 |
| 88961767 | 22045 |
| 88961768 | 22052 |
| 88986801 | 22158 |
| 89000171 | 22026 |
| 91173035 | 22068 |
| 91176889 | 22033 |
| 91177535 | 22033 |
| 94232346 | 22094 |
| 94232347 | 22013 |
| 94244409 | 22094 |
| 94670096 | 22633 |

| | |
|---------------|-------|
| ISUZU | |
| 8-10383-029-0 | 22310 |
| 8-15071-248-0 | 22310 |
| 8-15073-580-0 | 22162 |
| 8-15106-619-0 | 22173 |
| 8-15106-620-0 | 22123 |
| 8-15154-901-0 | 22162 |
| 8-15723-124-0 | 22136 |

FAN CLUTCHES

ISUZU (CONT.)

| | |
|---------------|-------|
| 8-19161-341-0 | 22158 |
| 8-22120-030-0 | 22162 |
| 8-22149-819-0 | 22158 |
| 8-25790-869-0 | 22310 |
| 8-25816-289-0 | 22627 |
| 8-25948-772-0 | 22173 |
| 8-88961-757-0 | 22153 |
| 8-94115-358-0 | 22094 |
| 8-94232-346-0 | 22094 |
| 8-94244-409-0 | 22094 |
| 8-94310-518-0 | 22087 |
| 8-94311-252-0 | 22087 |
| 8-94412-030-0 | 22087 |
| 8-94464-916-0 | 22094 |
| 8-94474-181-0 | 22093 |
| 8-97014-597-0 | 22175 |
| 8-97018-918-1 | 22076 |
| 8-97061-702-0 | 22175 |
| 8-97080-688-0 | 22072 |
| 8-97102-903-0 | 22076 |
| 8-97130-362-1 | 22022 |
| 8-97135-167-0 | 22076 |
| 8-97172-200-1 | 22176 |
| 8-97172-200-2 | 22176 |
| 8-97349-761-0 | 22176 |

JAGUAR

| | |
|-----------|-------|
| EAC4751 | 22017 |
| EAC8948 | 22018 |
| NAC2215AA | 22018 |
| NBC2215AA | 22018 |

KIA

| | |
|---------------|-------|
| OK011-15-140 | 22373 |
| OK028-15-140 | 22373 |
| OK048-15-140 | 22373 |
| OK048-15-140A | 22373 |

LAND ROVER

| | |
|------------|-------|
| ERC 2849 | 22063 |
| ERC 5708 | 22305 |
| ERR 3443 | 22151 |
| ERR 4996 | 22170 |
| ETC 1260 | 22063 |
| PGB 000040 | 22399 |
| PGG 000080 | 22300 |

MAZDA

| | |
|--------------|-------|
| 1F80-15-150 | 22135 |
| 1F81-15-150 | 22078 |
| 1F82-15-150 | 22166 |
| 8086-23-907 | 22096 |
| AM15-15-9X3 | 22092 |
| FE2H-15-150B | 22296 |
| FE66-23-907 | 22096 |
| G601-15-150A | 22090 |
| G607-15-150A | 22090 |
| JE15-15-150 | 22098 |
| JE23-15-150 | 22098 |
| JE29-15-150 | 22098 |
| JE48-15-150C | 22496 |
| JE53-15-150C | 22496 |
| JE56-15-150 | 22098 |
| JE57-15-150A | 22496 |
| JE59-15-150A | 22496 |
| JF04-15-150A | 22396 |
| ZZL0-15-150C | 22167 |
| ZZL3-15-150B | 22167 |
| ZZL4-15-150 | 22166 |

| | |
|--------------|-------|
| ZZM1-15-150 | 22167 |
| ZZM2-15-150A | 22166 |
| ZZM3-15-150 | 22010 |
| ZZM4-15-150 | 22064 |
| ZZM5-15-150 | 22167 |
| ZZM7-15-150 | 22064 |
| ZZM8-15-150 | 22166 |
| ZZMA-15-150 | 22078 |
| ZZMD-15-150 | 22078 |
| ZZP0-15-150 | 22015 |
| ZZP1-15-150 | 22078 |
| ZZP2-15-150 | 22166 |
| ZZP3-15-150 | 22010 |

MERCEDES-BENZ

| | |
|----------------|--------|
| 000 200 04 22 | 22319 |
| 000 200 19 22 | 22319 |
| 000 200 97 23 | 22328M |
| 000 200 99 23 | 22346 |
| 103 200 04 22 | 22307 |
| 103 200 05 22 | 22320 |
| 103 200 06 22 | 22322 |
| 104 200 01 22 | 22307 |
| 111 200 04 22 | 22308 |
| 112 200 01 22 | 22324 |
| 112 200 02 22 | 22325 |
| 113 200 00 22 | 22321 |
| 113 200 02 22 | 22321 |
| 116 200 11 22 | 22336 |
| 119 200 00 22 | 22335 |
| 119 200 01 22 | 22323 |
| 119 200 02 22 | 22321 |
| 120 200 01 22 | 22313 |
| 603 200 00 22 | 22306 |
| 603 200 02 22 | 22306 |
| 606 200 00 22 | 22301 |
| 606 200 01 22 | 22327 |
| A000 200 72 23 | 22470 |
| A000 200 73 23 | 22333 |
| A000 200 97 23 | 22328M |
| A000 200 99 23 | 22346 |

MITSUBISHI

| | |
|----------|-------|
| MD021502 | 22092 |
| MD023697 | 22092 |
| MD023698 | 22086 |
| MD041079 | 22086 |
| MD050472 | 22073 |
| MD063740 | 22092 |
| MD104576 | 22092 |
| MD106546 | 22073 |
| MD108270 | 22086 |
| MD142419 | 22073 |
| MD303502 | 22073 |
| MD317679 | 22019 |
| MD334660 | 22073 |
| MD335271 | 22029 |
| MD356867 | 22409 |
| MN119786 | 22029 |
| MN176301 | 22409 |

NISSAN

| | |
|-------------|-------|
| 21082-01P04 | 22082 |
| 21082-0P505 | 22027 |
| 21082-0W000 | 22025 |
| 21082-0W00A | 22025 |
| 21082-10G21 | 22082 |
| 21082-12G10 | 22082 |
| 21082-16V00 | 22082 |
| 21082-17C16 | 22088 |

| | |
|-------------|-------|
| 21082-36W00 | 22082 |
| 21082-40F00 | 22082 |
| 21082-40P00 | 22091 |
| 21082-40P10 | 22091 |
| 21082-5S700 | 22025 |
| 21082-5X20A | 22343 |
| 21082-5X21A | 22343 |
| 21082-60U00 | 22028 |
| 21082-67U00 | 22025 |
| 21082-6P003 | 22032 |
| 21082-6P00A | 22032 |
| 21082-7S00A | 22181 |
| 21082-86G00 | 22082 |
| 21082-86G0A | 22082 |
| 21082-88G00 | 22091 |
| 21082-AG200 | 22028 |
| 21082-AG20A | 22028 |
| 21082-EA000 | 22138 |
| 21082-EA00A | 22138 |
| 21082-EA01A | 22138 |
| 21082-EA200 | 22182 |
| 21082-W4404 | 22088 |
| 21082-W4405 | 22088 |
| 21082-Y4161 | 22082 |

SAAB

| | |
|------------|-------|
| 15 29 3048 | 22310 |
| 25 79 0869 | 22310 |
| 25 81 6289 | 22627 |

SUBARU

| | |
|-------------|-------|
| 73070 GA020 | 22406 |
| 73070 GA021 | 22405 |
| SOA33 2A383 | 22406 |

SUZUKI

| | |
|-------------|-------|
| 17120-52D03 | 22033 |
| 17120-52D10 | 22033 |
| 17120-57B01 | 22068 |
| 17120-77E07 | 22033 |
| 17120-82Z00 | 22182 |
| 17120-82Z10 | 22182 |
| 17120-82Z20 | 22182 |
| 17120-82Z21 | 22182 |

TOYOTA

| | |
|-------------|-------|
| 08921-04950 | 22021 |
| 16210-0P010 | 22407 |
| 16210-0P020 | 22407 |
| 16210-16010 | 22080 |
| 16210-18010 | 22080 |
| 16210-28020 | 22080 |
| 16210-31010 | 22086 |
| 16210-31030 | 22407 |
| 16210-31040 | 22407 |
| 16210-35020 | 22081 |
| 16210-38050 | 22081 |
| 16210-38060 | 22081 |
| 16210-38070 | 22408 |
| 16210-38071 | 22408 |
| 16210-42030 | 22085 |
| 16210-42040 | 22085 |
| 16210-42050 | 22085 |
| 16210-42060 | 22085 |
| 16210-42070 | 22085 |
| 16210-43021 | 22085 |
| 16210-45100 | 22085 |
| 16210-46030 | 22402 |
| 16210-46042 | 22402 |
| 16210-50021 | 22178 |

TOYOTA (CONT.)

| | |
|-------------|-------|
| 16210-50051 | 22183 |
| 16210-50061 | 22178 |
| 16210-50080 | 22177 |
| 16210-50090 | 22184 |
| 16210-50101 | 22185 |
| 16210-50102 | 22185 |
| 16210-54040 | 22401 |
| 16210-54070 | 22404 |
| 16210-61072 | 22076 |
| 16210-61121 | 22076 |
| 16210-61160 | 22076 |
| 16210-62030 | 22021 |
| 16210-65020 | 22076 |
| 16210-65030 | 22076 |
| 16210-66020 | 22074 |
| 16210-73010 | 22086 |
| 16210-73041 | 22086 |
| 16210-75060 | 22020 |
| 16210-75100 | 22020 |
| 16210-75111 | 22020 |
| 16210-76010 | 22075 |

VOLKSWAGEN / AUDI


| | |
|---------------|-------|
| 058 121 350 | 22302 |
| 077 121 302 D | 22311 |
| 077 121 350 D | 22316 |
| 078 121 350 A | 22303 |
| 4A0 121 350 B | 22311 |
| 4Z7 121 350 | 22099 |

VOLVO

| | |
|-----------|-------|
| 1274938-0 | 22030 |
| 1274963-0 | 22031 |
| 1306259-0 | 22030 |
| 1328622-0 | 22030 |
| 1357433-0 | 22030 |

FAN CLUTCHES


21011
 ROT: CW/CCW MOUNT: Bolt-On
 Regular Non-Thermal



21016
 ROT: CW/CCW MOUNT: Bolt-On
 Regular Non-Thermal



21043
 ROT: CW/CCW MOUNT: Bolt-On
 Regular Non-Thermal



21049
 ROT: CW/CCW MOUNT: Bolt-On
 Regular Non-Thermal




22010
 ROT: CW MOUNT: Bolt-On
 Small Import Thermal



22011
 ROT: CW MOUNT: Bolt-On
 Regular Thermal




22012
 ROT: CW MOUNT: Bolt-On
 Regular Thermal




22013
 ROT: CW MOUNT: Bolt-On
 Small Import Thermal




22015
 ROT: CW MOUNT: Bolt-On
 Large Import Thermal




22016
 ROT: CW MOUNT: Bolt-On
 Regular Thermal




22017
 ROT: CW MOUNT: Bolt-On
 Regular Thermal



22018
 ROT: CW MOUNT: Bolt-On
 Regular Thermal



22019
 ROT: CW MOUNT: Bolt-On
 Large Import Thermal



22020
 ROT: CW MOUNT: Bolt-On
 Large Import Thermal



22021
 ROT: CW MOUNT: Bolt-On
 Large Import Thermal




22022
 ROT: CCW MOUNT: Bolt-On
 Large Import Thermal



22025
 ROT: CW MOUNT: Bolt-On
 Large Import Thermal



22026
 ROT: CW MOUNT: Bolt-On
 Regular Thermal



22027
 ROT: CW MOUNT: Bolt-On
 Large Import Thermal




22028
 ROT: CW MOUNT: Bolt-On
 Regular Thermal




22029
 ROT: CW MOUNT: Bolt-On
 Large Import Thermal



22030
 ROT: CW MOUNT: Bolt-On
 Small Import Thermal



22031
 ROT: CW MOUNT: Bolt-On
 Large Import Thermal



22032
 ROT: CW MOUNT: Bolt-On
 Large Import Thermal




22033

ROT: CW MOUNT: Bolt-On
Large Import Thermal




22051

ROT: CW MOUNT: Bolt-On
Heavy Duty Thermal



22035

ROT: CW MOUNT: Screw-On
Heavy Duty Thermal



22052

ROT: CW MOUNT: Bolt-On
Heavy Duty Thermal




22037

ROT: CW MOUNT: Bolt-On
Regular Thermal




22054

ROT: CW MOUNT: Bolt-On
Heavy Duty Thermal




22038

ROT: CW MOUNT: Bolt-On
Regular Thermal




22056

ROT: CW MOUNT: Bolt-On
Regular Thermal




22041

ROT: CW MOUNT: Bolt-On
Heavy Duty Thermal




22059

ROT: CW MOUNT: Screw-On
Heavy Duty Thermal




22042

ROT: CW MOUNT: Bolt-On
Regular Thermal



22060

ROT: CW MOUNT: Screw-On
Regular Thermal




22043

ROT: CW MOUNT: Bolt-On
Regular Thermal




22061

ROT: CW MOUNT: Screw-On
Regular Thermal




22044

ROT: CW MOUNT: Bolt-On
Regular Thermal



22063

ROT: CW MOUNT: Screw-On
Regular Thermal




22045

ROT: CW MOUNT: Bolt-On
Heavy Duty Thermal




22064

ROT: CW MOUNT: Screw-On
Regular Thermal



22048

ROT: CW MOUNT: Bolt-On
Regular Thermal




22065

ROT: CW MOUNT: Screw-On
Regular Thermal



22049

ROT: CW MOUNT: Bolt-On
Regular Thermal




22067

ROT: CW MOUNT: Screw-On
Small Import Thermal




22050

ROT: CW MOUNT: Bolt-On
Regular Thermal



22068

ROT: CW MOUNT: Bolt-On
Small Import Thermal




22070

ROT: CW MOUNT: Screw-On
Heavy Duty Thermal



22083

ROT: CW MOUNT: Bolt-On
Large Import Thermal




22071

ROT: CW MOUNT: Screw-On
Small Import Thermal



22085

ROT: CW MOUNT: Bolt-On
Large Import Thermal



22072

ROT: CW MOUNT: Bolt-On
Regular Thermal




22086

ROT: CW MOUNT: Bolt-On
Small Import Thermal



22073

ROT: CW MOUNT: Bolt-On
Large Import Thermal



22087

ROT: CW MOUNT: Bolt-On
Small Import Thermal




22074

ROT: CW MOUNT: Bolt-On
Large Import Thermal



22088

ROT: CW MOUNT: Bolt-On
Small Import Thermal



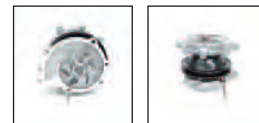
22075

ROT: CW MOUNT: Bolt-On
Large Import Thermal



22089

ROT: CW MOUNT: Screw-On
With Water Pump



22076

ROT: CW MOUNT: Bolt-On
Large Import Thermal



22090

ROT: CW MOUNT: Bolt-On
Large Import Thermal




22077

ROT: CW MOUNT: Bolt-On
Small Import Thermal




22091

ROT: CW MOUNT: Bolt-On
Large Import Thermal



22078

ROT: CW MOUNT: Screw-On
Heavy Duty Thermal



22092

ROT: CW MOUNT: Bolt-On
Small Import Thermal



22080

ROT: CW MOUNT: Bolt-On
Small Import Thermal



22093

ROT: CW MOUNT: Bolt-On
Small Import Thermal




22081

ROT: CW MOUNT: Bolt-On
Small Import Thermal




22094

ROT: CW MOUNT: Bolt-On
Small Import Thermal



22082

ROT: CW MOUNT: Bolt-On
Small Import Thermal




22096

ROT: CW MOUNT: Bolt-On
Small Import Thermal




22098

ROT: CW MOUNT: Bolt-On
Large Import Thermal



22099

ROT: CW MOUNT: Screw-On
Large Import Thermal




22123

ROT: CCW MOUNT: Screw-On
Heavy Duty Thermal



22126

ROT: CCW MOUNT: Bolt-On
Regular Thermal




22135

ROT: CCW MOUNT: Screw-On
Large Import Thermal



22136

ROT: CCW MOUNT: Screw-On
Regular Thermal



22138

ROT: CCW MOUNT: Bolt-On
Large Import Thermal



22139

ROT: CCW MOUNT: Screw-On
Heavy Duty Thermal




22140

ROT: CCW MOUNT: Bolt-On
Heavy Duty Thermal



22142

ROT: CCW MOUNT: Bolt-On
Regular Thermal




22143

ROT: CCW MOUNT: Bolt-On
Regular Thermal




22145

ROT: CCW MOUNT: Bolt-On
Heavy Duty Thermal




22146

ROT: CCW MOUNT: Bolt-On
Heavy Duty Thermal



22147

ROT: CCW MOUNT: Bolt-On
Regular Thermal




22148

ROT: CCW MOUNT: Bolt-On
Regular Thermal



22149

ROT: CCW MOUNT: Bolt-On
Regular Thermal



22150

ROT: CCW MOUNT: Screw-On
Regular Thermal



22151

ROT: CCW MOUNT: Screw-On
Regular Thermal




22152

ROT: CCW MOUNT: Screw-On
Regular Thermal




22153

ROT: CCW MOUNT: Bolt-On
Regular Thermal




22154

ROT: CCW MOUNT: Bolt-On
Heavy Duty Thermal



22155

ROT: CCW MOUNT: Screw-On
Regular Thermal



22157

ROT: CCW MOUNT: Screw-On
Regular Thermal



22158

ROT: CCW MOUNT: Screw-On
Heavy Duty Thermal



| | | | |
|--|--|---|--|
| 22159 ROT: CCW MOUNT: Screw-On Heavy Duty Thermal | | 22171 ROT: CCW MOUNT: Screw-On Regular Thermal | |
| 22160 ROT: CCW MOUNT: Screw-On Regular Thermal | | 22173 ROT: CCW MOUNT: Screw-On Heavy Duty Thermal | |
| 22161 ROT: CCW MOUNT: Screw-On Regular Thermal | | 22174 ROT: CCW MOUNT: Bolt-On Heavy Duty Thermal | |
| 22162 ROT: CCW MOUNT: Screw-On Regular Thermal | | 22175 ROT: CCW MOUNT: Bolt-On Large Import Thermal | |
| 22163 ROT: CCW MOUNT: Screw-On Regular Thermal | | 22176 ROT: CCW MOUNT: Bolt-On Large Import Thermal | |
| 22164 ROT: CCW MOUNT: Screw-On Regular Thermal | | 22177 ROT: CCW MOUNT: Bolt-On Large Import Thermal | |
| 22165 ROT: CCW MOUNT: Screw-On Regular Thermal | | 22178 ROT: CCW MOUNT: Bolt-On Large Import Thermal | |
| 22166 ROT: CCW MOUNT: Screw-On Regular Thermal | | 22179 ROT: CCW MOUNT: Bolt-On Small Import Thermal | |
| 22167 ROT: CCW MOUNT: Screw-On Regular Thermal | | 22181 ROT: CCW MOUNT: Bolt-On Large Import Thermal | |
| 22168 ROT: CCW MOUNT: Screw-On Heavy Duty Thermal | | 22182 ROT: CCW MOUNT: Bolt-On Large Import Thermal | |
| 22169 ROT: CCW MOUNT: Screw-On Heavy Duty Thermal | | 22183 ROT: CCW MOUNT: Bolt-On Large Import Thermal | |
| 22170 ROT: CCW MOUNT: Screw-On Heavy Duty Thermal | | 22184 ROT: CCW MOUNT: Bolt-On Large Import Thermal | |


22185

ROT: CCW MOUNT: Bolt-On
Large Import Thermal




22296

ROT: CW MOUNT: Bolt-On
Large Import Thermal




22300

ROT: CW MOUNT: Screw-On
Electric




22301

ROT: CW MOUNT: Thru Hole
Large Import Thermal




22302

ROT: CW MOUNT: Screw-On
Small Import Thermal




22303

ROT: CW MOUNT: Screw-On
Small Import Thermal




22305

ROT: CW MOUNT: Screw-On
Large Import Thermal




22306

ROT: CW MOUNT: Thru Hole
Large Import Thermal




22307

ROT: CCW MOUNT: Thru Hole
Large Import Thermal



22308

ROT: CW MOUNT: Screw-On
Large Import Thermal



22310

ROT: CCW MOUNT: Screw-On
Electric




22311

ROT: CCW MOUNT: Screw-On
Small Import Thermal




22313

ROT: CW MOUNT: Thru Hole
Large Import Thermal



22316

ROT: CW MOUNT: Screw-On
Large Import Thermal




22319

ROT: CW MOUNT: Bolt-On
Small Import Thermal




22320

ROT: CCW MOUNT: Thru Hole
Large Import Thermal




22321

ROT: CCW MOUNT: Screw-On
Large Import Thermal




22322

ROT: CCW MOUNT: Thru Hole
Large Import Thermal




22323

ROT: CCW MOUNT: Thru Hole
Large Import Thermal



22324

ROT: CCW MOUNT: Screw-On
Large Import Thermal




22325

ROT: CCW MOUNT: Screw-On
Large Import Thermal




22326

ROT: CW MOUNT: Screw-On
Large Import Thermal




22327

ROT: CW MOUNT: Thru Hole
Large Import Thermal



22328

ROT: CCW MOUNT: Thru Hole
Large Import Thermal



| | | | | | | | |
|--|------------------|----------------------------|----------------------------|---|-----------------|----------------------------|----------------------------|
| 22329 ROT: CW Electric | MOUNT: Screw-On | | | 22342 ROT: CW Electric | MOUNT: Screw-On | PHOTO NOT AVAILABLE | PHOTO NOT AVAILABLE |
| 22331 ROT: CCW Electric | MOUNT: Screw-On | | | 22343 ROT: CCW Electric | MOUNT: Bolt-On | | |
| 22332 ROT: CCW Electric | MOUNT: Screw-On | | | 22344 ROT: CCW Electric | MOUNT: Screw-On | | |
| 22333 ROT: CW Large Import Thermal | MOUNT: Screw-On | | | 22345 ROT: CCW Electric | MOUNT: Screw-On | | |
| 22334 ROT: CCW Large Import Thermal | MOUNT: Screw-On | | | 22346 ROT: CW Electric | MOUNT: Screw-On | | |
| 22335 ROT: CCW Large Import Thermal | MOUNT: Thru Hole | | | 22347 ROT: CCW Electric | MOUNT: Screw-On | | |
| 22336 ROT: CW Large Import Thermal | MOUNT: Bolt-On | | | 22373 ROT: CW Large Import Thermal | MOUNT: Bolt-On | | |
| 22337 ROT: CCW Large Import Thermal | MOUNT: Screw-On | | | 22396 ROT: CW Large Import Thermal | MOUNT: Bolt-On | | |
| 22338 ROT: CCW Electric | MOUNT: Screw-On | | | 22399 ROT: CW Heavy Duty Thermal | MOUNT: Screw-On | | |
| 22339 ROT: CCW Electric | MOUNT: Screw-On | | | 22401 ROT: CW Small Import Thermal | MOUNT: Bolt-On | | |
| 22340 ROT: CCW Electric | MOUNT: Screw-On | | | 22402 ROT: CW Large Import Thermal | MOUNT: Bolt-On | | |
| 22341 ROT: CW Electric | MOUNT: Screw-On | PHOTO NOT AVAILABLE | PHOTO NOT AVAILABLE | 22404 ROT: CW Small Import Thermal | MOUNT: Bolt-On | | |


22405

ROT: CW MOUNT: Bolt-On
Small Import Thermal



22406

ROT: CW MOUNT: Bolt-On
Small Import Thermal




22407

ROT: CW MOUNT: Bolt-On
Large Import Thermal




22408

ROT: CW MOUNT: Bolt-On
Large Import Thermal




22409

ROT: CCW MOUNT: Bolt-On
Large Import Thermal




22470

ROT: CW MOUNT: Screw-On
Regular Thermal



22496

ROT: CW MOUNT: Bolt-On
Large Import Thermal



22601

ROT: CW MOUNT: Screw-On
Truck Drive Thermal



22602

ROT: CW MOUNT: Bolt-On
Truck Drive Thermal




22603

ROT: CW MOUNT: Bolt-On
Truck Drive Thermal




22604

ROT: CW MOUNT: Bolt-On
Truck Drive Thermal




22605

ROT: CCW MOUNT: Bolt-On
Truck Drive Thermal



22606

ROT: CCW MOUNT: Bolt-On
Truck Drive Thermal




22607

ROT: CW MOUNT: Screw-On
Truck Drive Thermal




22608

ROT: CW MOUNT: Screw-On
Truck Drive Thermal



22609

ROT: CCW MOUNT: Screw-On
Truck Drive Thermal




22610

ROT: CCW MOUNT: Screw-On
Truck Drive Thermal



22611

ROT: CCW MOUNT: Screw-On
Truck Drive Thermal




22612

ROT: CCW MOUNT: Screw-On
Truck Drive Thermal




22613

ROT: CCW MOUNT: Bolt-On
Truck Drive Thermal



22614

ROT: CCW MOUNT: Screw-On
Truck Drive Thermal



22615

ROT: CCW MOUNT: Screw-On
Truck Drive Thermal



22616

ROT: CW MOUNT: Screw-On
Truck Drive Thermal



22617

ROT: CCW MOUNT: Screw-On
Truck Drive Thermal



22618

ROT: CCW MOUNT: Screw-On
Truck Drive Thermal




22634

ROT: CCW MOUNT: Screw-On
Truck Drive Thermal




22619

ROT: CW MOUNT: Screw-On
Truck Drive Thermal



22328M

ROT: CCW MOUNT: Thru Hole
Large Import Thermal




22620

ROT: CCW MOUNT: Screw-On
Truck Drive Thermal



22623

ROT: CW MOUNT: Screw-On
Truck Drive Thermal




22625

ROT: CCW MOUNT: Screw-On
Truck Drive Thermal



22626

ROT: CCW MOUNT: Screw-On
Truck Drive Thermal




22627

ROT: CCW MOUNT: Screw-On
Truck Drive Thermal




22629

ROT: CCW MOUNT: Screw-On
Truck Drive Thermal




22630

ROT: CW MOUNT: Screw-On
Truck Drive Thermal



22631

ROT: CW MOUNT: Screw-On
Truck Drive Thermal




22632

ROT: CW MOUNT: Screw-On
Truck Drive Thermal



22633

ROT: CCW MOUNT: Screw-On
Heavy Duty Thermal



MAX COOLING KITS **RESTORE YOUR COOLING POWER!**



The Max Cooling Kit line combines two of our most popular primary products: the water pump and fan clutch, a pairing that optimizes functionality and efficiency. This kit was designed for vehicles where the fan clutch is mounted to the water pump and operates on the water pump shaft.

With over 100 SKUs covering 54 million vehicles, the Max Cooling Kit bridges that elusive sales gap many stores experience between water pumps and their corresponding fan clutches. Reinstalling a worn fan clutch on a new water pump can damage and destroy the new water pump, and vice-versa. The interconnected nature of these two components are often overlooked during the replacement process, but the Max Cooling Kit allows stores, mechanics and DIY consumers the opportunity to restore the engine cooling power to maximum efficiency in one step.

Do the job once and do the job right, with a Max Cooling Kit.

MAX COOLING KITS



MAX COOLING KIT APPLICATION GUIDE

USMW
Professional Series

| | |
|------------------|----|
| AM GENERAL | 6 |
| BMW..... | 6 |
| BUICK..... | 6 |
| CADILLAC | 6 |
| CHEVROLET | 6 |
| CHRYSLER..... | 12 |
| DODGE..... | 12 |
| FORD | 15 |
| GMC | 18 |
| HUMMER | 22 |
| INFINITI..... | 22 |
| ISUZU | 22 |
| JEEP | 23 |
| LINCOLN..... | 23 |
| MAZDA | 24 |
| MERCURY | 24 |
| MITSUBISHI..... | 24 |
| NISSAN..... | 24 |
| OLDSMOBILE | 24 |
| RAM..... | 24 |
| SAAB | 24 |
| SUZUKI..... | 24 |
| TOYOTA..... | 25 |

| Engine | Years | Application Description | USMW |
|------------------------|-----------|-------------------------|---------|
| AM GENERAL | | | |
| HUMMER | | | |
| 5.7L V8 350 CID | 1995-1996 | | MCK1036 |
| 6.5L V8 395 CID | 1999-2001 | | MCK1043 |
| BMW | | | |
| 323CI | | | |
| 2.5L L6 2494cc 152 CID | 2000 | | MCK1094 |
| 323I | | | |
| 2.5L L6 2494cc 152 CID | 1998-2000 | | MCK1094 |
| 323IS | | | |
| 2.5L L6 2494cc 152 CID | 1998-1999 | | MCK1094 |
| 325CI | | | |
| 2.5L L6 2494cc 152 CID | 2006 | | MCK1094 |
| 2.5L L6 2494cc 152 CID | 2001-2003 | | MCK1094 |
| 2.5L L6 2494cc 152 CID | 2004-2005 | Engine code M54 | MCK1094 |
| 325I | | | |
| 2.5L L6 2494cc 152 CID | 1994-1995 | | MCK1094 |
| 2.5L L6 2494cc 152 CID | 2001-2005 | | MCK1094 |
| 325IS | | | |
| 2.5L L6 2494cc 152 CID | 1992-1995 | | MCK1094 |
| 325XI | | | |
| 2.5L L6 2494cc 152 CID | 2001-2005 | | MCK1094 |
| 328CI | | | |
| 2.8L L6 2793cc | 2000 | | MCK1094 |
| 328I | | | |
| 2.8L L6 2793cc | 1996-2000 | | MCK1094 |
| 328IS | | | |
| 2.8L L6 2793cc | 1996-1999 | | MCK1094 |
| 330CI | | | |
| 3.0L L6 2979cc | 2001-2006 | | MCK1094 |
| 330I | | | |
| 3.0L L6 2979cc | 2001-2005 | | MCK1094 |
| 330XI | | | |
| 3.0L L6 2979cc | 2001-2005 | | MCK1094 |
| 525I | | | |
| 2.5L L6 2494cc 152 CID | 1991-1995 | | MCK1094 |
| 2.5L L6 2494cc 152 CID | 2001-2003 | | MCK1094 |
| 525IT | | | |
| 2.5L L6 2494cc 152 CID | 1993 | | MCK1094 |
| 528I | | | |
| 2.8L L6 2793cc | 1997-2000 | | MCK1094 |
| 530I | | | |
| 3.0L L6 2979cc | 2001-2003 | | MCK1094 |
| 540I | | | |
| 4.4L V8 4398cc | 1999-2003 | | MCK1098 |
| 740I | | | |
| 4.4L V8 4398cc | 1999-2001 | | MCK1098 |
| 740IL | | | |
| 4.4L V8 4398cc | 1999-2001 | | MCK1098 |
| 745I | | | |
| 4.4L V8 4398cc | 2002 | | MCK1051 |
| 4.4L V8 4398cc | 2003 | Built to 03/2003 | MCK1051 |
| 4.4L V8 4398cc | 2004 | | MCK1051 |
| 745LI | | | |
| 4.4L V8 4398cc | 2002 | | MCK1051 |
| 4.4L V8 4398cc | 2003 | Built to 03/2003 | MCK1051 |
| 4.4L V8 4398cc | 2004 | | MCK1051 |
| 760I | | | |
| 6.0L V12 5972cc | 2004-2006 | | MCK1051 |
| 760LI | | | |
| 6.0L V12 5972cc | 2003-2008 | | MCK1051 |
| M3 | | | |
| 3.0L L6 2990cc | 1995 | | MCK1094 |
| 3.2L L6 3152cc | 1996-1999 | | MCK1094 |

| Engine | Years | Application Description | USMW |
|---------------------------|-----------|---|---------|
| X3 | | | |
| 2.5L L6 2494cc 152 CID | 2004-2005 | 2.5i | MCK1094 |
| 3.0L L6 2979cc | 2004-2006 | 3.0i | MCK1094 |
| X5 | | | |
| 3.0L L6 2979cc | 2001-2006 | 3.0i | MCK1094 |
| 4.4L V8 4398cc | 2000 | | MCK1098 |
| 4.4L V8 4398cc | 2003 | 4.4i Formula 1 | MCK1098 |
| 4.4L V8 4398cc | 2001-2003 | 4.4i | MCK1098 |
| 4.4L V8 4398cc | 2002-2003 | 4.4i Lujo, 4.4i Top Line | MCK1098 |
| 4.6L V8 4598cc | 2002-2003 | 4.6is | MCK1098 |
| Z3 | | | |
| 2.5L L6 2494cc 152 CID | 1999-2002 | Roadster | MCK1094 |
| 2.8L L6 2793cc | 1997-2000 | 2.8i, Roadster | MCK1094 |
| 2.8L L6 2793cc | 1999-2000 | Coupe | MCK1094 |
| 3.0L L6 2979cc | 2001-2002 | 3.0i, Coupe, Roadster | MCK1094 |
| 3.2L L6 3152cc | 1998-2000 | M Roadster | MCK1094 |
| 3.2L L6 3152cc | 1999-2000 | M Coupe | MCK1094 |
| Z8 | | | |
| 4.8L V8 4837cc | 2003 | Alpina | MCK1099 |
| BUICK | | | |
| RAINIER | | | |
| 4.2L L6 256 CID | 2004-2007 | | MCK1008 |
| 5.3L V8 5328cc 325 CID | 2007 | | MCK1058 |
| 5.3L V8 5328cc 325 CID | 2004-2006 | | MCK2001 |
| CADILLAC | | | |
| BROUGHAM | | | |
| 5.0L V8 305 CID | 1991-1992 | | MCK1009 |
| 5.7L V8 350 CID | 1990-1992 | | MCK1009 |
| COMMERCIAL CHASSIS | | | |
| 5.7L V8 350 CID | 1992 | Brougham | MCK1009 |
| 5.7L V8 350 CID | 1993 | Brougham; W/ heavy duty cooling | MCK1009 |
| ESCALADE | | | |
| 5.3L V8 5328cc 325 CID | 2005 | | MCK1007 |
| 5.3L V8 5328cc 325 CID | 2002-2004 | Automatic temperature control | MCK1007 |
| 5.3L V8 5328cc 325 CID | 2002-2004 | Manual temperature control | MCK1069 |
| 5.7L V8 350 CID | 1999-2000 | Base; Exc. Towing Package; Towing Package; W/ A/C | MCK1001 |
| 5.7L V8 350 CID | 1999-2000 | W/out A/C | MCK1002 |
| 6.0L V8 5967cc 364 CID | 2002-2006 | | MCK1007 |
| ESCALADE ESV | | | |
| 6.0L V8 5967cc 364 CID | 2003-2006 | | MCK1007 |
| ESCALADE EXT | | | |
| 6.0L V8 5967cc 364 CID | 2002-2006 | | MCK1007 |
| FLEETWOOD | | | |
| 5.7L V8 350 CID | 1993 | Brougham; W/ heavy duty cooling | MCK1009 |
| CHEVROLET | | | |
| ASTRO | | | |
| 4.3L V6 262 CID | 1987 | Drive Ratio 3.73; For A/C Belt | MCK1009 |
| 4.3L V6 262 CID | 1987 | Except drive ratio 3.73; For A/C Belt | MCK1038 |
| 4.3L V6 262 CID | 1990 | Stamped #DH | MCK1009 |
| 4.3L V6 262 CID | 1995 | | MCK1009 |
| 4.3L V6 262 CID | 1987-1989 | W/out A/C | MCK1037 |
| 4.3L V6 262 CID | 1988-1989 | For A/C Belt; Stamped #HV, NK | MCK1009 |
| 4.3L V6 262 CID | 1988-1989 | For A/C Belt; Stamped #NP, HE | MCK1038 |
| 4.3L V6 262 CID | 1988-1989 | Stamped #NH; W/out A/C | MCK1037 |
| 4.3L V6 262 CID | 1990-1994 | Stamped #HE, GK, SS | MCK1038 |
| 4.3L V6 262 CID | 1990-1994 | Stamped #HV, NK | MCK1009 |
| 4.3L V6 262 CID | 1990-1994 | Stamped #NH | MCK1037 |
| 4.3L V6 262 CID | 1996-2005 | Base, LS, LT | MCK1001 |
| AVALANCHE | | | |
| 5.3L V8 5328cc 325 CID | 2007 | LS, LT, LTZ, | MCK1054 |
| AVALANCHE 1500 | | | |
| 5.3L V8 5328cc 325 CID | 2003 | North Face, WBH; Heavy duty heater | MCK1069 |
| 5.3L V8 5328cc 325 CID | 2003 | North Face, WBH; W/out heavy duty heater | MCK1007 |
| 5.3L V8 5328cc 325 CID | 2004 | Base, Z66; Heavy duty heater | MCK1069 |
| 5.3L V8 5328cc 325 CID | 2004 | Z66; W/out heavy duty heater | MCK1007 |

MAX COOLING KITS

| Engine | Years | Application Description | USMW |
|-------------------------------|-----------|--|---------|
| CHEVROLET (CONT.) | | | |
| AVALANCHE 1500 (CONT.) | | | |
| 5.3L V8 5328cc 325 CID | 2005 | Z66 | MCK1007 |
| 5.3L V8 5328cc 325 CID | 2006 | | MCK1007 |
| 5.3L V8 5328cc 325 CID | 2002-2003 | Base, On Road Edition; Heavy duty heater | MCK1069 |
| 5.3L V8 5328cc 325 CID | 2002-2003 | On Road Edition; W/out heavy duty heater | MCK1007 |
| 5.3L V8 5328cc 325 CID | 2002-2004 | Base, Z71; W/out heavy duty heater | MCK1007 |
| 5.3L V8 5328cc 325 CID | 2002-2004 | Z71; Heavy duty heater | MCK1069 |
| AVALANCHE 2500 | | | |
| 8.1L V8 496 CID | 2002-2006 | | MCK1045 |
| BLAZER | | | |
| 4.3L V6 262 CID | 1995 | Base; W/out heavy duty heater | MCK1009 |
| 4.3L V6 262 CID | 1995 | W/ heavy duty heater | MCK1037 |
| 4.3L V6 262 CID | 1996 | LS, LT; Heavy duty heater | MCK1002 |
| 4.3L V6 262 CID | 2002 | LS, Xtreme; W/ heavy duty heater | MCK1002 |
| 4.3L V6 262 CID | 2003 | ZR2; W/out heavy duty heater | MCK1001 |
| 4.3L V6 262 CID | 2004 | LS | MCK1001 |
| 4.3L V6 262 CID | 2005 | Base | MCK1001 |
| 4.3L V6 262 CID | 1996-1999 | Base; Heavy Duty Heater | MCK1002 |
| 4.3L V6 262 CID | 1996-1999 | Base; W/out heavy duty heater | MCK1001 |
| 4.3L V6 262 CID | 1996-2001 | LT; W/out heavy duty heater | MCK1001 |
| 4.3L V6 262 CID | 1996-2003 | LS; W/out heavy duty heater | MCK1001 |
| 4.3L V6 262 CID | 1997-2001 | LT; Heavy Duty Heater | MCK1002 |
| 4.3L V6 262 CID | 1997-2003 | LS; Heavy Duty Heater | MCK1002 |
| 4.3L V6 262 CID | 1999-2001 | Trailblazer; W/out heavy duty heater | MCK1001 |
| 4.3L V6 262 CID | 2001-2003 | Xtreme; Heavy Duty Heater | MCK1002 |
| 4.3L V6 262 CID | 2001-2003 | Xtreme; W/out heavy duty heater | MCK1001 |
| 4.3L V6 262 CID | 2004-2005 | Xtreme, ZR2 | MCK1001 |
| 5.7L V8 350 CID | 1991 | Scottsdale, Silverado; Stamped #GG | MCK1037 |
| 5.7L V8 350 CID | 1991 | Scottsdale, Silverado; Stamped #HK, HL | MCK1036 |
| 5.7L V8 350 CID | 1991 | Scottsdale, Silverado; Stamped #HS, DE, GB | MCK1009 |
| 5.7L V8 350 CID | 1993 | Cheyenne; Stamped #GK | MCK1038 |
| 5.7L V8 350 CID | 1994 | Base, Silverado Sport; Stamped #AR, AX, BD, GP, HK, JM | MCK1036 |
| 5.7L V8 350 CID | 1994 | Base, Silverado Sport; Stamped #DD, GG, GN | MCK1037 |
| 5.7L V8 350 CID | 1994 | Base, Silverado Sport; Stamped #GK | MCK1038 |
| 5.7L V8 350 CID | 1994 | Base, Silverado, Silverado Sport; Stamped #BT, GM, HL | MCK1039 |
| 5.7L V8 350 CID | 1989-1990 | Stamped #GG | MCK1037 |
| 5.7L V8 350 CID | 1989-1990 | Stamped #HK, HL | MCK1036 |
| 5.7L V8 350 CID | 1989-1990 | Stamped #HS, DE, GB | MCK1009 |
| 5.7L V8 350 CID | 1992-1993 | Cheyenne, Silverado; Stamped #GJ, HS | MCK1009 |
| 5.7L V8 350 CID | 1992-1993 | Cheyenne; Stamped #AR, AX, BD, GP, HK, JM | MCK1036 |
| 5.7L V8 350 CID | 1992-1993 | Cheyenne; Stamped #DD, GG, GN | MCK1037 |
| 5.7L V8 350 CID | 1992-1994 | Silverado; Stamped #AR, AX, BD, GP, HK, JM | MCK1036 |
| 5.7L V8 350 CID | 1992-1994 | Silverado; Stamped #DD, GG, GN | MCK1037 |
| 5.7L V8 350 CID | 1993-1994 | Silverado; Stamped #GK | MCK1038 |
| C1500 | | | |
| 4.3L V6 262 CID | 1992 | Scottsdale; Stamped #GJ, HS | MCK1009 |
| 4.3L V6 262 CID | 1993 | Cheyenne, Silverado, WT; Stamped #GK | MCK1038 |
| 4.3L V6 262 CID | 1988-1989 | Stamped #AR, AX, BD, GP, HK, JM | MCK1036 |
| 4.3L V6 262 CID | 1988-1989 | Stamped #DD, GG, GN | MCK1037 |
| 4.3L V6 262 CID | 1988-1989 | Stamped #GJ, HS | MCK1009 |
| 4.3L V6 262 CID | 1990-1991 | Cheyenne, Scottsdale, Silverado, WT; Stamped #HS | MCK1009 |
| 4.3L V6 262 CID | 1990-1992 | Scottsdale; Stamped #AR, AX, BD, GP, HK, JM | MCK1036 |
| 4.3L V6 262 CID | 1990-1992 | Scottsdale; Stamped #DD, GG, GN | MCK1037 |
| 4.3L V6 262 CID | 1990-1993 | Cheyenne, Silverado, WT; Stamped #AR, AX, BD, GP, HK, JM | MCK1036 |
| 4.3L V6 262 CID | 1990-1993 | Cheyenne, Silverado, WT; Stamped #DD, GG, GN | MCK1037 |
| 4.3L V6 262 CID | 1992-1993 | Cheyenne, Silverado, WT; Stamped #GJ, HS | MCK1009 |
| 4.3L V6 262 CID | 1994-1995 | Stamped #AR, AX, BD, GP, HK, JM | MCK1036 |
| 4.3L V6 262 CID | 1994-1995 | Stamped #BT, GM, HL | MCK1039 |
| 4.3L V6 262 CID | 1994-1995 | Stamped #DD, GG, GN | MCK1037 |
| 4.3L V6 262 CID | 1994-1995 | Stamped #GK | MCK1038 |

| Engine | Years | Application Description | USMW |
|-----------------------|-----------|--|---------|
| 4.3L V6 262 CID | 1996-1998 | For A/C Belt; Towing Package | MCK1001 |
| 4.3L V6 262 CID | 1996-1998 | W/out A/C | MCK1002 |
| 5.0L V8 305 CID | 1988 | Stamped #DE | MCK1039 |
| 5.0L V8 305 CID | 1992 | Scottsdale; Stamped #BT, GM, HL | MCK1039 |
| 5.0L V8 305 CID | 1999 | | MCK1001 |
| 5.0L V8 305 CID | 1988-1989 | Stamped #AR, AX, BD, GP, HK, JM | MCK1036 |
| 5.0L V8 305 CID | 1988-1989 | Stamped #DD, GG, GN | MCK1037 |
| 5.0L V8 305 CID | 1988-1989 | Stamped #GJ, HS | MCK1009 |
| 5.0L V8 305 CID | 1990-1992 | Scottsdale; Stamped #AR, AX, BD, GP, HK, JM | MCK1036 |
| 5.0L V8 305 CID | 1990-1992 | Scottsdale; Stamped #DD, GG, GN | MCK1037 |
| 5.0L V8 305 CID | 1990-1993 | Cheyenne, Silverado, WT; Stamped #AR, AX, BD, GP, HK, JM | MCK1036 |
| 5.0L V8 305 CID | 1990-1993 | Cheyenne, Silverado, WT; Stamped #DD, GG, GN | MCK1037 |
| 5.0L V8 305 CID | 1992-1993 | Cheyenne, Silverado, WT; Stamped #BT, GM, HL | MCK1039 |
| 5.0L V8 305 CID | 1992-1993 | Cheyenne, Silverado, WT; Stamped #DD, GG, GN | MCK1037 |
| 5.0L V8 305 CID | 1992-1993 | Cheyenne, Silverado, WT; Stamped #GJ, HS | MCK1009 |
| 5.0L V8 305 CID | 1994-1995 | Stamped #AR, AX, BD, GP, HK, JM | MCK1036 |
| 5.0L V8 305 CID | 1994-1995 | Stamped #BT, GM, HL | MCK1039 |
| 5.0L V8 305 CID | 1994-1995 | Stamped #DD, GG, GN | MCK1037 |
| 5.0L V8 305 CID | 1996-1998 | For A/C Belt; Towing Package | MCK1001 |
| 5.0L V8 305 CID | 1996-1998 | W/out A/C | MCK1002 |
| 5.7L V8 350 CID | 1992 | Scottsdale; Stamped #GJ, HS | MCK1009 |
| 5.7L V8 350 CID | 1993 | Cheyenne, Silverado, WT; Stamped #GK | MCK1038 |
| 5.7L V8 350 CID | 1999 | | MCK1001 |
| 5.7L V8 350 CID | 1988-1989 | Stamped #AR, AX, BD, GP, HK, JM | MCK1036 |
| 5.7L V8 350 CID | 1988-1989 | Stamped #DD, GG, GN | MCK1037 |
| 5.7L V8 350 CID | 1988-1989 | Stamped #GJ, HS | MCK1009 |
| 5.7L V8 350 CID | 1990-1991 | Cheyenne, Scottsdale, Silverado, WT; Stamped #HS | MCK1009 |
| 5.7L V8 350 CID | 1990-1992 | Scottsdale; Stamped #AR, AX, BD, GP, HK, JM | MCK1036 |
| 5.7L V8 350 CID | 1990-1992 | Scottsdale; Stamped #DD, GG, GN | MCK1037 |
| 5.7L V8 350 CID | 1990-1993 | Cheyenne, Silverado, WT; Stamped #AR, AX, BD, GP, HK, JM | MCK1036 |
| 5.7L V8 350 CID | 1990-1993 | Cheyenne, Silverado, WT; Stamped #DD, GG, GN | MCK1037 |
| 5.7L V8 350 CID | 1992-1993 | Cheyenne, Silverado, WT; Stamped #GJ, HS | MCK1009 |
| 5.7L V8 350 CID | 1992-1994 | Stamped #AR, AX, BD, GP, HK, JM | MCK1036 |
| 5.7L V8 350 CID | 1994-1995 | Stamped #BT, GM, HL | MCK1039 |
| 5.7L V8 350 CID | 1994-1995 | Stamped #DD, GG, GN | MCK1037 |
| 5.7L V8 350 CID | 1994-1995 | Stamped #GK | MCK1038 |
| 5.7L V8 350 CID | 1996-1998 | For A/C Belt; Towing Package | MCK1001 |
| 5.7L V8 350 CID | 1996-1998 | W/out A/C | MCK1002 |
| 7.4L V8 454 CID | 1990 | | MCK1035 |
| 7.4L V8 454 CID | 1993 | | MCK1035 |
| 7.4L V8 454 CID | 1991-1992 | 454 SS, Cheyenne, Silverado, WT | MCK1035 |
| C1500 SUBURBAN | | | |
| 5.7L V8 350 CID | 1995 | | MCK1037 |
| 5.7L V8 350 CID | 1992-1993 | Stamped #GJ, HS | MCK1009 |
| 5.7L V8 350 CID | 1992-1995 | Stamped #AR, AX, BD, GP, HK, JM | MCK1036 |
| 5.7L V8 350 CID | 1992-1995 | Stamped #DD, GG, GN | MCK1037 |
| 5.7L V8 350 CID | 1993-1995 | Stamped #GK | MCK1038 |
| 5.7L V8 350 CID | 1994-1995 | Stamped #BT, GM, HL | MCK1039 |
| 5.7L V8 350 CID | 1996-1999 | For A/C Belt; Towing Package | MCK1001 |
| 5.7L V8 350 CID | 1996-1999 | W/out A/C | MCK1002 |
| 6.5L V8 395 CID | 1999 | | MCK1044 |
| C2500 | | | |
| 4.3L V6 262 CID | 1992 | Scottsdale; Stamped #GJ, HS | MCK1009 |
| 4.3L V6 262 CID | 1993 | Cheyenne, Silverado; Stamped #GK | MCK1038 |
| 4.3L V6 262 CID | 1988-1989 | Cheyenne, Scottsdale, Silverado; Stamped #GJ, HS | MCK1009 |
| 4.3L V6 262 CID | 1988-1992 | Scottsdale; Stamped #AR, AX, BD, GP, HK, JM | MCK1036 |
| 4.3L V6 262 CID | 1988-1992 | Scottsdale; Stamped #DD, GG, GN | MCK1037 |
| 4.3L V6 262 CID | 1988-1993 | Cheyenne, Silverado; Stamped #AR, AX, BD, GP, HK, JM | MCK1036 |

| Engine | Years | Application Description | USMW |
|--------------------------|-----------|--|---------|
| CHEVROLET (CONT.) | | | |
| C2500 (CONT.) | | | |
| 4.3L V6 262 CID | 1988-1993 | Cheyenne, Silverado; Stamped #DD, GG, GN | MCK1037 |
| 4.3L V6 262 CID | 1990-1991 | Cheyenne, Scottsdale, Silverado; Stamped #HS | MCK1009 |
| 4.3L V6 262 CID | 1992-1993 | Cheyenne, Silverado; Stamped #GJ, HS | MCK1009 |
| 4.3L V6 262 CID | 1994-1995 | Stamped #AR, AX, BD, GP, HK, JM | MCK1036 |
| 4.3L V6 262 CID | 1994-1995 | Stamped #BT, GM, HL | MCK1039 |
| 4.3L V6 262 CID | 1994-1995 | Stamped #DD, GG, GN | MCK1037 |
| 4.3L V6 262 CID | 1994-1995 | Stamped #GK | MCK1038 |
| 5.0L V8 305 CID | 1990 | Cheyenne, Scottsdale, Silverado; Stamped #HS | MCK1009 |
| 5.0L V8 305 CID | 1992 | Scottsdale; Stamped #BT, GM, HL | MCK1039 |
| 5.0L V8 305 CID | 1988-1989 | Cheyenne, Scottsdale, Silverado; Stamped #GJ, HS | MCK1009 |
| 5.0L V8 305 CID | 1988-1992 | Scottsdale; Stamped #AR, AX, BD, GP, HK, JM | MCK1036 |
| 5.0L V8 305 CID | 1988-1992 | Scottsdale; Stamped #DD, GG, GN | MCK1037 |
| 5.0L V8 305 CID | 1988-1993 | Cheyenne, Silverado; Stamped #AR, AX, BD, GP, HK, JM | MCK1036 |
| 5.0L V8 305 CID | 1988-1993 | Cheyenne, Silverado; Stamped #DD, GG, GN | MCK1037 |
| 5.0L V8 305 CID | 1992-1993 | Cheyenne, Silverado; Stamped #BT, GM, HL | MCK1039 |
| 5.0L V8 305 CID | 1994-1995 | Stamped #AR, AX, BD, GP, HK, JM | MCK1036 |
| 5.0L V8 305 CID | 1994-1995 | Stamped #BT, GM, HL | MCK1039 |
| 5.0L V8 305 CID | 1994-1995 | Stamped #DD, GG, GN | MCK1037 |
| 5.0L V8 305 CID | 1996-1998 | For A/C Belt; Towing Package | MCK1001 |
| 5.0L V8 305 CID | 1996-1998 | W/out A/C | MCK1002 |
| 5.7L V8 350 CID | 1992 | Scottsdale; Stamped #GJ, HS | MCK1009 |
| 5.7L V8 350 CID | 1993 | Cheyenne, Silverado; Stamped #GK | MCK1038 |
| 5.7L V8 350 CID | 1993 | Stamped #GJ, HS | MCK1009 |
| 5.7L V8 350 CID | 1988-1989 | Cheyenne, Scottsdale, Silverado; Stamped #GJ, HS | MCK1009 |
| 5.7L V8 350 CID | 1988-1992 | Scottsdale; Stamped #AR, AX, BD, GP, HK, JM | MCK1036 |
| 5.7L V8 350 CID | 1988-1992 | Scottsdale; Stamped #DD, GG, GN | MCK1037 |
| 5.7L V8 350 CID | 1988-1993 | Cheyenne, Silverado; Stamped #AR, AX, BD, GP, HK, JM | MCK1036 |
| 5.7L V8 350 CID | 1988-1993 | Cheyenne, Silverado; Stamped #DD, GG, GN | MCK1037 |
| 5.7L V8 350 CID | 1990-1991 | Cheyenne, Scottsdale, Silverado; Stamped #HS | MCK1009 |
| 5.7L V8 350 CID | 1992-1993 | Cheyenne, Silverado; Stamped #GJ, HS | MCK1009 |
| 5.7L V8 350 CID | 1993-1995 | Stamped #AR, AX, BD, GP, HK, JM | MCK1036 |
| 5.7L V8 350 CID | 1993-1995 | Stamped #DD, GG, GN | MCK1037 |
| 5.7L V8 350 CID | 1993-1995 | Stamped #GK | MCK1038 |
| 5.7L V8 350 CID | 1994-1995 | Stamped #BT, GM, HL | MCK1039 |
| 5.7L V8 350 CID | 1996-2000 | For A/C Belt; Towing Package | MCK1001 |
| 5.7L V8 350 CID | 1996-2000 | W/out A/C | MCK1002 |
| 5.7L V8 5735cc 350 CID | 1993 | Stamped #AR, AX, BD, GP, HK, JM | MCK1036 |
| 5.7L V8 5735cc 350 CID | 1993 | Stamped #DD, GG, GN | MCK1037 |
| 5.7L V8 5735cc 350 CID | 1993 | Stamped #GJ, HS | MCK1009 |
| 5.7L V8 5735cc 350 CID | 1993 | Stamped #GK | MCK1038 |
| 6.5L V8 395 CID | 1999-2000 | | MCK1044 |
| 7.4L V8 454 CID | 1991-1992 | Scottsdale | MCK1035 |
| 7.4L V8 454 CID | 1991-1993 | Cheyenne, Silverado | MCK1035 |
| 7.4L V8 454 CID | 1994-2000 | | MCK1035 |
| C2500 SUBURBAN | | | |
| 5.7L V8 350 CID | 1992-1993 | Stamped #GJ, HS | MCK1009 |
| 5.7L V8 350 CID | 1992-1995 | Stamped #AR, AX, BD, GP, HK, JM | MCK1036 |
| 5.7L V8 350 CID | 1992-1995 | Stamped #DD, GG, GN | MCK1037 |
| 5.7L V8 350 CID | 1993-1995 | Stamped #GK | MCK1038 |
| 5.7L V8 350 CID | 1994-1995 | Stamped #BT, GM, HL | MCK1039 |
| 5.7L V8 350 CID | 1996-1999 | For A/C Belt; Towing Package | MCK1001 |
| 5.7L V8 350 CID | 1996-1999 | W/out A/C | MCK1002 |
| 6.5L V8 395 CID | 1999 | | MCK1044 |
| 7.4L V8 454 CID | 1992-1999 | | MCK1035 |
| C35 | | | |
| 5.7L V8 350 CID | 1995 | | MCK1038 |
| 5.7L V8 350 CID | 1996-2000 | W/out A/C | MCK1002 |

| Engine | Years | Application Description | USMW |
|------------------------|-----------|------------------------------------|---------|
| C3500 | | | |
| 5.7L V8 350 CID | 1988-1989 | Stamped #GJ, HS | MCK1009 |
| 5.7L V8 350 CID | 1988-1995 | Stamped #DD, GG, GN | MCK1037 |
| 5.7L V8 350 CID | 1990-1991 | Stamped #HS | MCK1009 |
| 5.7L V8 350 CID | 1992-1993 | Stamped #GJ, HS | MCK1009 |
| 5.7L V8 350 CID | 1993-1995 | Stamped #GK | MCK1038 |
| 5.7L V8 350 CID | 1994-1995 | Stamped #BT, GM, HL | MCK1039 |
| 5.7L V8 350 CID | 1996-2000 | For A/C Belt; Towing Package | MCK1001 |
| 5.7L V8 350 CID | 1996-2000 | W/out A/C | MCK1002 |
| 6.5L V8 395 CID | 1999-2000 | | MCK1044 |
| 7.4L V8 454 CID | 1988-2000 | | MCK1035 |
| C3500HD | | | |
| 6.5L V8 395 CID | 2000-2002 | | MCK1044 |
| 7.4L V8 454 CID | 1998-2000 | | MCK1035 |
| 8.1L V8 496 CID | 2001-2002 | | MCK1047 |
| C4500 KODIAK | | | |
| 8.1L V8 496 CID | 2003-2009 | C4C042, C4E042, C4U042, C4V042 | MCK1046 |
| 8.1L V8 496 CID | 2005-2009 | C4C044, C4E044 | MCK1046 |
| C5500 KODIAK | | | |
| 8.1L V8 496 CID | 2003-2009 | C5C042, C5E042, C5U042, C5V042 | MCK1046 |
| 8.1L V8 496 CID | 2005-2009 | C5C044, C5E044 | MCK1046 |
| CAPRICE | | | |
| 4.3L V6 262 CID | 1993 | Classic, Classic | MCK1009 |
| 4.3L V6 262 CID | 1989-1990 | Base, Classic; Stamped #AL | MCK1039 |
| 4.3L V6 262 CID | 1989-1990 | Base, Classic; Stamped #AN, AF | MCK1009 |
| 5.0L V8 305 CID | 1989-1990 | Stamped #AL | MCK1039 |
| 5.0L V8 305 CID | 1989-1990 | Stamped #AN, AF | MCK1009 |
| 5.7L V8 350 CID | 1989-1990 | Base, Base | MCK1009 |
| CARGO VAN | | | |
| 4.3L V6 262 CID | 2000 | For A/C Belt | MCK1001 |
| 4.3L V6 262 CID | 2000 | W/out A/C | MCK1002 |
| 4.3L V6 262 CID | 2003-2004 | W/out A/C | MCK1041 |
| 5.7L V8 350 CID | 2000 | For A/C Belt | MCK1001 |
| 5.7L V8 350 CID | 1997-1998 | W/ A/C | MCK1001 |
| 5.7L V8 350 CID | 1997-2000 | W/out A/C | MCK1002 |
| COLORADO | | | |
| 2.8L L4 2770cc 169 CID | 2004 | LS, Base, | MCK1048 |
| 2.8L L4 2770cc 169 CID | 2005 | Sport, Sport LS | MCK1048 |
| 2.8L L4 2770cc 169 CID | 2006 | LS, LT, WT | MCK1048 |
| 2.8L L4 2770cc 169 CID | 2004-2005 | Z71, Z71 LS, Z85, Z85 LS | MCK1048 |
| 2.9L L4 2921cc 178 CID | 2007-2008 | LS | MCK1048 |
| 2.9L L4 2921cc 178 CID | 2007-2012 | LT, WT | MCK1048 |
| 2.9L L4 2921cc 178 CID | 2011-2012 | Base | MCK1048 |
| 3.5L L5 3460cc 211 CID | 2004 | Base, LS, Z71, Z71 LS, Z85, Z85 LS | MCK1049 |
| 3.5L L5 3460cc 211 CID | 2006 | Base, LT, WT | MCK1049 |
| 3.5L L5 3460cc 211 CID | 2004-2005 | | MCK1049 |
| 3.7L L5 3654cc 223 CID | 2007 | Base, LT, LS | MCK1049 |
| 3.7L L5 3654cc 223 CID | 2008-2009 | | MCK1049 |
| 3.7L L5 3654cc 223 CID | 2010-2012 | Base, LT, WT | MCK1049 |
| 5.3L V8 5328cc 325 CID | 2009-2012 | LT | MCK1056 |
| EXPRESS 1500 | | | |
| 4.3L V6 262 CID | 1996-2002 | W/out A/C | MCK1002 |
| 4.3L V6 262 CID | 1996-2006 | For A/C Belt | MCK1001 |
| 4.3L V6 262 CID | 2003-2004 | W/ A/C | MCK1001 |
| 4.3L V6 262 CID | 2003-2006 | W/out A/C | MCK1041 |
| 4.3L V6 262 CID | 2007-2012 | Base; For A/C Belt | MCK1001 |
| 4.3L V6 262 CID | 2007-2012 | Base; W/out A/C | MCK1041 |
| 4.3L V6 4293cc 262 CID | 2013 | Base; For A/C Belt | MCK1001 |
| 4.3L V6 4293cc 262 CID | 2013 | Base; W/out A/C | MCK1041 |
| 5.0L V8 305 CID | 1996-2002 | For A/C Belt | MCK1001 |
| 5.0L V8 305 CID | 1996-2002 | W/out A/C | MCK1002 |
| 5.3L V8 323 CID | 2003-2005 | For A/C Belt | MCK1007 |
| 5.3L V8 323 CID | 2003-2005 | W/out A/C | MCK1069 |
| 5.3L V8 323 CID | 2006 | For A/C Belt | MCK1007 |
| 5.3L V8 323 CID | 2006 | W/out A/C | MCK1069 |
| 5.3L V8 323 CID | 2007 | For A/C Belt | MCK1055 |
| 5.3L V8 323 CID | 2007 | W/out A/C | MCK1054 |
| 5.3L V8 5328cc 325 CID | 2007 | LS, LT; For A/C Belt | MCK1055 |

MAX COOLING KITS

| Engine | Years | Application Description | USMW |
|--------------------------|-----------|---|---------|
| CHEVROLET (CONT.) | | | |
| C3500 (CONT.) | | | |
| 5.3L V8 5328cc 325 CID | 2007 | LS, LT; W/out A/C | MCK1054 |
| 5.3L V8 5328cc 325 CID | 2003-2006 | For A/C Belt | MCK1007 |
| 5.3L V8 5328cc 325 CID | 2003-2006 | W/out A/C | MCK1069 |
| 5.3L V8 5328cc 325 CID | 2007-2009 | For A/C Belt | MCK1055 |
| 5.3L V8 5328cc 325 CID | 2007-2009 | W/out A/C | MCK1054 |
| 5.3L V8 5328cc 325 CID | 2010-2013 | Base, LS, LT; For A/C Belt | MCK1055 |
| 5.3L V8 5328cc 325 CID | 2010-2013 | Base, LS, LT; W/out A/C | MCK1054 |
| 5.7L V8 350 CID | 1999 | W/ A/C | MCK1001 |
| 5.7L V8 350 CID | 1996-2002 | For A/C Belt | MCK1001 |
| 5.7L V8 350 CID | 1996-2002 | W/out A/C | MCK1002 |
| EXPRESS 2500 | | | |
| 4.3L V6 262 CID | 1998 | Base; For A/C Belt | MCK1001 |
| 4.3L V6 262 CID | 1998 | Base; W/out A/C | MCK1002 |
| 4.3L V6 262 CID | 1996-1997 | For A/C Belt | MCK1001 |
| 4.3L V6 262 CID | 1996-1997 | W/out A/C | MCK1002 |
| 4.3L V6 262 CID | 1999-2002 | W/out A/C | MCK1002 |
| 4.3L V6 262 CID | 1999-2005 | For A/C Belt | MCK1001 |
| 4.3L V6 262 CID | 2003-2005 | W/out A/C | MCK1041 |
| 4.8L V8 294 CID | 2003-2006 | For A/C Belt | MCK1007 |
| 4.8L V8 294 CID | 2003-2006 | W/out A/C | MCK1069 |
| 4.8L V8 294 CID | 2007-2013 | Base; For A/C Belt | MCK1055 |
| 4.8L V8 294 CID | 2007-2013 | Base; W/out A/C | MCK1054 |
| 5.0L V8 305 CID | 1996 | Base; For A/C Belt | MCK1001 |
| 5.0L V8 305 CID | 1996 | Base; W/out A/C | MCK1002 |
| 5.0L V8 305 CID | 1997-2002 | For A/C Belt | MCK1001 |
| 5.0L V8 305 CID | 1997-2002 | W/out A/C | MCK1002 |
| 5.3L V8 5328cc 325 CID | 2003-2005 | For A/C Belt | MCK1007 |
| 5.3L V8 5328cc 325 CID | 2003-2005 | W/out A/C | MCK1069 |
| 5.7L V8 350 CID | 1996-2002 | For A/C Belt | MCK1001 |
| 5.7L V8 350 CID | 1996-2002 | W/out A/C | MCK1002 |
| 6.0L V8 5967cc 364 CID | 2003-2006 | For A/C Belt | MCK1007 |
| 6.0L V8 5967cc 364 CID | 2003-2006 | W/out A/C | MCK1069 |
| 6.0L V8 5967cc 364 CID | 2007-2009 | For A/C Belt | MCK1055 |
| 6.0L V8 5967cc 364 CID | 2007-2009 | W/out A/C | MCK1054 |
| 6.0L V8 5967cc 364 CID | 2010-2013 | Base, LS, LT; For A/C Belt | MCK1055 |
| 6.0L V8 5967cc 364 CID | 2010-2013 | Base, LS, LT; W/out A/C | MCK1054 |
| EXPRESS 3500 | | | |
| 4.8L V8 294 CID | 2005 | For A/C Belt | MCK1007 |
| 4.8L V8 294 CID | 2005 | W/out A/C | MCK1069 |
| 4.8L V8 294 CID | 2006 | Base; For A/C Belt | MCK1007 |
| 4.8L V8 294 CID | 2006 | Base; W/out A/C | MCK1069 |
| 4.8L V8 294 CID | 2007-2013 | Base; For A/C Belt | MCK1055 |
| 4.8L V8 294 CID | 2007-2013 | Base; W/out A/C | MCK1054 |
| 5.7L V8 350 CID | 1996-2002 | For A/C Belt | MCK1001 |
| 5.7L V8 350 CID | 1996-2002 | W/out A/C | MCK1002 |
| 6.0L V8 5967cc 364 CID | 2003-2006 | For A/C Belt | MCK1007 |
| 6.0L V8 5967cc 364 CID | 2003-2006 | W/out A/C | MCK1069 |
| 6.0L V8 5967cc 364 CID | 2007-2009 | For A/C Belt | MCK1055 |
| 6.0L V8 5967cc 364 CID | 2007-2009 | W/out A/C | MCK1054 |
| 6.0L V8 5967cc 364 CID | 2010-2013 | Base, LS, LT; For A/C Belt | MCK1055 |
| 6.0L V8 5967cc 364 CID | 2010-2013 | Base, LS, LT; W/out A/C | MCK1054 |
| 7.4L V8 454 CID | 1996-2000 | | MCK1035 |
| 8.1L V8 496 CID | 2001-2002 | | MCK1047 |
| EXPRESS 4500 | | | |
| 6.0L V8 5967cc 364 CID | 2009-2013 | For A/C Belt | MCK1055 |
| 6.0L V8 5967cc 364 CID | 2009-2013 | W/out A/C | MCK1054 |
| G10 | | | |
| 4.3L V6 262 CID | 1987-1989 | Stamped #DE, HS | MCK1039 |
| 4.3L V6 262 CID | 1987-1991 | Stamped #HS | MCK1009 |
| 4.3L V6 262 CID | 1987-1995 | Stamped #GG, GN, SJ | MCK1037 |
| 4.3L V6 262 CID | 1987-1995 | Stamped #GR, SH, GE, HK, SG, QD, OF | MCK1038 |
| 4.3L V6 262 CID | 1988-1995 | Stamped #GP, SA, SB, SR, RB, HS, GB, GC | MCK1037 |
| 5.0L V8 305 CID | 1988-1989 | Stamped #DE, HS | MCK1039 |
| 5.0L V8 305 CID | 1988-1995 | Stamped #GP, SA, SB, SR, RB, HS, GB, GC | MCK1037 |
| 5.0L V8 305 CID | 1988-1995 | Stamped #GR, SH, GE, HK, SG, QD, OF | MCK1038 |
| 5.0L V8 305 CID | 1989-1991 | Stamped #HS | MCK1009 |
| 5.0L V8 305 CID | 1989-1991 | Stamped #HS | MCK1009 |

| Engine | Years | Application Description | USMW |
|-----------------|-----------|---|---------|
| 5.7L V8 350 CID | 1988 | Sportvan; Stamped #DE, HS | MCK1039 |
| 5.7L V8 350 CID | 1988 | Sportvan; Stamped #GG, GN, SJ | MCK1037 |
| 5.7L V8 350 CID | 1988-1993 | Sportvan; Stamped #GP, SA, SB, SR, RB, HS, GB, GC | MCK1037 |
| 5.7L V8 350 CID | 1988-1993 | Sportvan; Stamped #GR, SH, GE, HK, SG, QD, OF | MCK1038 |
| 5.7L V8 350 CID | 1989-1991 | Sportvan; Stamped #HS | MCK1009 |
| 5.7L V8 350 CID | 1990-1993 | Sportvan; Stamped #GG, GN, SJ | MCK1037 |
| G20 | | | |
| 4.3L V6 262 CID | 1987-1989 | Stamped #DE, HS | MCK1039 |
| 4.3L V6 262 CID | 1987-1991 | Stamped #HS | MCK1009 |
| 4.3L V6 262 CID | 1987-1995 | Stamped #GG, GN, SJ | MCK1037 |
| 4.3L V6 262 CID | 1987-1995 | Stamped #GR, SH, GE, HK, SG, QD, OF | MCK1038 |
| 4.3L V6 262 CID | 1988-1995 | Stamped #GP, SA, SB, SR, RB, HS, GB, GC | MCK1037 |
| 5.0L V8 305 CID | 1995 | Beauville, Beauville, Chevy Van, Chevy Van, Sportvan, Sportvan; Stamped #GP, SA, SB, SR, RB, HS, GB, GC | MCK1037 |
| 5.0L V8 305 CID | 1995 | Beauville, Chevy Van, Sportvan; Stamped #GR, SH, GE, HK, SG, QD, OF | MCK1038 |
| 5.0L V8 305 CID | 1987-1989 | Stamped #DE, HS | MCK1039 |
| 5.0L V8 305 CID | 1987-1994 | Stamped #GG, GN, SJ | MCK1037 |
| 5.0L V8 305 CID | 1987-1994 | Stamped #GR, SH, GE, HK, SG, QD, OF | MCK1038 |
| 5.0L V8 305 CID | 1988-1994 | Stamped #GP, SA, SB, SR, RB, HS, GB, GC | MCK1037 |
| 5.0L V8 305 CID | 1989-1991 | Stamped #HS | MCK1009 |
| 5.7L V8 350 CID | 1990 | Stamped #GG, GN, SJ | MCK1037 |
| 5.7L V8 350 CID | 1992 | Stamped #GG, GN, SJ | MCK1037 |
| 5.7L V8 350 CID | 1995 | Beauville, Chevy Van, Sportvan; Stamped #GP, SA, SB, SR, RB, HS, GB, GC | MCK1037 |
| 5.7L V8 350 CID | 1995 | Beauville, Chevy Van, Sportvan; Stamped #GR, SH, GE, HK, SG, QD, OF | MCK1038 |
| 5.7L V8 350 CID | 1987-1988 | Stamped #DE, HS | MCK1039 |
| 5.7L V8 350 CID | 1987-1994 | Stamped #GR, SH, GE, HK, SG, QD, OF | MCK1038 |
| 5.7L V8 350 CID | 1988-1991 | Stamped #GP, SA, SB, SR, RB, HS, GB, GC | MCK1037 |
| 5.7L V8 350 CID | 1989-1991 | Stamped #HS | MCK1009 |
| 5.7L V8 350 CID | 1993-1994 | Stamped #GP, SA, SB, SR, RB, HS, GB, GC | MCK1037 |
| G30 | | | |
| 4.3L V6 262 CID | 1996 | Chevy Van | MCK1041 |
| 4.3L V6 262 CID | 1987-1989 | Beauville, Chevy Van, Hi-Cube; Stamped #DE, HS | MCK1039 |
| 4.3L V6 262 CID | 1987-1991 | Beauville, Chevy Van, Hi-Cube; Stamped #HS | MCK1009 |
| 4.3L V6 262 CID | 1987-1993 | Beauville; Stamped #GG, GN, SJ | MCK1037 |
| 4.3L V6 262 CID | 1987-1995 | Chevy Van, Hi-Cube; Stamped #GG, GN, SJ | MCK1037 |
| 4.3L V6 262 CID | 1988-1993 | Beauville; Stamped #GP, SA, SB, SR, RB, HS, GB, GC | MCK1037 |
| 4.3L V6 262 CID | 1988-1995 | Chevy Van, Hi-Cube; Stamped #GP, SA, SB, SR, RB, HS, GB, GC | MCK1037 |
| 4.3L V6 262 CID | 1992-1993 | Beauville | MCK1037 |
| 4.3L V6 262 CID | 1992-1995 | Chevy Van, Hi-Cube | MCK1037 |
| 5.7L V8 350 CID | 1992 | Stamped #SL | MCK1009 |
| 5.7L V8 350 CID | 1987-1989 | Stamped #DE, HS | MCK1039 |
| 5.7L V8 350 CID | 1987-1996 | Stamped #GP, SA, SB, SR, RB, HS, GB, GC | MCK1037 |
| 5.7L V8 350 CID | 1989-1991 | Stamped #HS | MCK1009 |
| 5.7L V8 350 CID | 1993-1996 | | MCK1037 |
| 7.4L V8 454 CID | 1988-1996 | | MCK1035 |
| K1500 | | | |
| 4.3L V6 262 CID | 1991 | Stamped #HS | MCK1009 |
| 4.3L V6 262 CID | 1988-1990 | Stamped #GJ, HS | MCK1009 |
| 4.3L V6 262 CID | 1988-1995 | Stamped #AR, AX, BD, GP, HK, JM | MCK1036 |
| 4.3L V6 262 CID | 1988-1995 | Stamped #DD, GG, GN | MCK1037 |
| 4.3L V6 262 CID | 1992-1993 | Stamped #GJ, HS | MCK1009 |
| 4.3L V6 262 CID | 1993-1995 | Stamped #GK | MCK1038 |
| 4.3L V6 262 CID | 1994-1995 | Stamped #BT, GM, HL | MCK1039 |
| 4.3L V6 262 CID | 1996-1998 | For A/C Belt; Towing Package | MCK1001 |
| 4.3L V6 262 CID | 1996-1998 | W/out A/C | MCK1002 |
| 5.0L V8 305 CID | 1988-1989 | Stamped #GJ, HS | MCK1009 |
| 5.0L V8 305 CID | 1988-1995 | Stamped #AR, AX, BD, GP, HK, JM | MCK1036 |
| 5.0L V8 305 CID | 1988-1995 | Stamped #DD, GG, GN | MCK1037 |
| 5.0L V8 305 CID | 1992-1995 | Stamped #BT, GM, HL | MCK1039 |
| 5.0L V8 305 CID | 1996-1999 | For A/C Belt; Towing Package | MCK1001 |

| Engine | Years | Application Description | USMW |
|--------------------------|-----------|---|---------|
| CHEVROLET (CONT.) | | | |
| K1500 (CONT.) | | | |
| 5.0L V8 305 CID | 1996-1999 | W/out A/C | MCK1002 |
| 5.7L V8 350 CID | 1991 | Stamped #HS | MCK1009 |
| 5.7L V8 350 CID | 1988-1990 | Stamped #GJ, HS | MCK1009 |
| 5.7L V8 350 CID | 1988-1995 | Stamped #AR, AX, BD, GP, HK, JM | MCK1036 |
| 5.7L V8 350 CID | 1988-1995 | Stamped #DD, GG, GN | MCK1037 |
| 5.7L V8 350 CID | 1992-1993 | Stamped #GJ, HS | MCK1009 |
| 5.7L V8 350 CID | 1993-1995 | Stamped #GK | MCK1038 |
| 5.7L V8 350 CID | 1994-1995 | Stamped #BT, GM, HL | MCK1039 |
| 5.7L V8 350 CID | 1996-1999 | For A/C Belt; Towing Package | MCK1001 |
| 5.7L V8 350 CID | 1996-1999 | W/out A/C | MCK1002 |
| K1500 SUBURBAN | | | |
| 5.7L V8 350 CID | 1995 | | MCK1036 |
| 5.7L V8 350 CID | 1992-1994 | Stamped #GJ, HS | MCK1009 |
| 5.7L V8 350 CID | 1992-1995 | Stamped #DD, GG, GN | MCK1037 |
| 5.7L V8 350 CID | 1993-1995 | Stamped #GK | MCK1038 |
| 5.7L V8 350 CID | 1994-1995 | Stamped #BT, GM, HL | MCK1039 |
| 5.7L V8 350 CID | 1996-1999 | For A/C Belt; Towing Package | MCK1001 |
| 5.7L V8 350 CID | 1996-1999 | W/out A/C | MCK1002 |
| 6.5L V8 395 CID | 1999 | | MCK1044 |
| K2500 | | | |
| 4.3L V6 262 CID | 1991 | Stamped #HS | MCK1009 |
| 4.3L V6 262 CID | 1988-1990 | Stamped #GJ, HS | MCK1009 |
| 4.3L V6 262 CID | 1988-1995 | Stamped #AR, AX, BD, GP, HK, JM | MCK1036 |
| 4.3L V6 262 CID | 1988-1995 | Stamped #DD, GG, GN | MCK1037 |
| 4.3L V6 262 CID | 1992-1993 | Stamped #GJ, HS | MCK1009 |
| 4.3L V6 262 CID | 1993-1995 | Stamped #GK | MCK1038 |
| 4.3L V6 262 CID | 1994-1995 | Stamped #BT, GM, HL | MCK1039 |
| 5.0L V8 305 CID | 1998 | For A/C Belt; Towing Package | MCK1001 |
| 5.0L V8 305 CID | 1998 | W/out A/C | MCK1002 |
| 5.0L V8 305 CID | 1988-1989 | Stamped #GJ, HS | MCK1009 |
| 5.0L V8 305 CID | 1988-1995 | Stamped #AR, AX, BD, GP, HK, JM | MCK1036 |
| 5.0L V8 305 CID | 1988-1995 | Stamped #DD, GG, GN | MCK1037 |
| 5.0L V8 305 CID | 1992-1995 | Stamped #BT, GM, HL | MCK1039 |
| 5.7L V8 350 CID | 1991 | Stamped #HS | MCK1009 |
| 5.7L V8 350 CID | 1992 | Cheyenne, Silverado; Stamped #AR, AX, BD, GP, HK, JM | MCK1036 |
| 5.7L V8 350 CID | 1992 | Cheyenne, Silverado; Stamped #DD, GG, GN | MCK1037 |
| 5.7L V8 350 CID | 1992 | Cheyenne, Silverado; Stamped #GJ, HS | MCK1009 |
| 5.7L V8 350 CID | 1988-1990 | Stamped #GJ, HS | MCK1009 |
| 5.7L V8 350 CID | 1988-1995 | Stamped #AR, AX, BD, GP, HK, JM | MCK1036 |
| 5.7L V8 350 CID | 1988-1995 | Stamped #DD, GG, GN | MCK1037 |
| 5.7L V8 350 CID | 1992-1993 | Stamped #GJ, HS | MCK1009 |
| 5.7L V8 350 CID | 1993-1995 | Stamped #GK | MCK1038 |
| 5.7L V8 350 CID | 1994-1995 | Stamped #BT, GM, HL | MCK1039 |
| 5.7L V8 350 CID | 1996-2000 | For A/C Belt; Towing Package | MCK1001 |
| 5.7L V8 350 CID | 1996-2000 | W/out A/C | MCK1002 |
| 6.5L V8 395 CID | 1999-2000 | | MCK1044 |
| 7.4L V8 454 CID | 1992 | Cheyenne, Silverado | MCK1035 |
| 7.4L V8 454 CID | 1991-2000 | | MCK1035 |
| K2500 SUBURBAN | | | |
| 5.7L V8 350 CID | 1992-1994 | Stamped #GJ, HS | MCK1009 |
| 5.7L V8 350 CID | 1992-1995 | Stamped #AR, AX, BD, GP, HK, JM | MCK1036 |
| 5.7L V8 350 CID | 1992-1995 | Stamped #DD, GG, GN | MCK1037 |
| 5.7L V8 350 CID | 1993-1995 | Stamped #GK | MCK1038 |
| 5.7L V8 350 CID | 1994-1995 | Stamped #BT, GM, HL | MCK1039 |
| 5.7L V8 350 CID | 1996-1999 | For A/C Belt; Towing Package | MCK1001 |
| 5.7L V8 350 CID | 1996-1999 | W/out A/C | MCK1002 |
| 6.5L V8 395 CID | 1999 | | MCK1044 |
| 7.4L V8 454 CID | 1992-1999 | | MCK1035 |
| K3500 | | | |
| 5.7L V8 350 CID | 1988-1989 | Stamped #GJ, HS | MCK1009 |
| 5.7L V8 350 CID | 1988-1995 | Stamped #DD, GG, GN | MCK1037 |
| 5.7L V8 350 CID | 1990-1991 | Stamped #HS | MCK1009 |
| 5.7L V8 350 CID | 1992-1994 | Stamped #GJ, HS | MCK1009 |
| 5.7L V8 350 CID | 1993-1995 | Stamped #GK | MCK1038 |
| 5.7L V8 350 CID | 1994-1995 | Stamped #BT, GM, HL | MCK1039 |

| Engine | Years | Application Description | USMW |
|-----------------------|-----------|---|---------|
| 5.7L V8 350 CID | 1996-2000 | For A/C Belt; Towing Package | MCK1001 |
| 5.7L V8 350 CID | 1996-2000 | W/out A/C | MCK1002 |
| 6.5L V8 395 CID | 1999-2000 | | MCK1044 |
| 7.4L V8 454 CID | 1988-2000 | | MCK1035 |
| P30 | | | |
| 4.3L V6 262 CID | 1996-1999 | | MCK1001 |
| 5.7L V8 350 CID | 1997-1999 | | MCK1042 |
| 6.5L V8 395 CID | 1999 | | MCK1044 |
| 7.4L V8 454 CID | 1998-1999 | | MCK1035 |
| R1500 SUBURBAN | | | |
| 5.7L V8 350 CID | 1989-1991 | Stamped #GG | MCK1037 |
| 5.7L V8 350 CID | 1989-1991 | Stamped #HK, HL | MCK1036 |
| 5.7L V8 350 CID | 1989-1991 | Stamped #HS, DE, GB | MCK1009 |
| R20 SUBURBAN | | | |
| 7.4L V8 454 CID | 1988 | | MCK1035 |
| R2500 SUBURBAN | | | |
| 5.7L V8 350 CID | 1989 | Stamped #HK, HL | MCK1036 |
| 5.7L V8 350 CID | 1991 | Stamped #HK, HL | MCK1036 |
| 5.7L V8 350 CID | 1989-1991 | Stamped #GG | MCK1037 |
| 5.7L V8 350 CID | 1989-1991 | Stamped #HS, DE, GB | MCK1009 |
| 7.4L V8 454 CID | 1989-1991 | | MCK1035 |
| S10 | | | |
| 2.8L V6 173 CID | 1991 | Base, Tahoe; For A/C Belt | MCK1033 |
| 2.8L V6 173 CID | 1991 | Base, Tahoe; W/out A/C | MCK1034 |
| 2.8L V6 173 CID | 1992 | Tahoe | MCK1033 |
| 2.8L V6 173 CID | 1987-1990 | For A/C Belt | MCK1033 |
| 2.8L V6 173 CID | 1987-1990 | W/out A/C | MCK1034 |
| 2.8L V6 173 CID | 1992-1993 | Base, EL | MCK1033 |
| 4.3L V6 262 CID | 1991 | Baja, Baja; For A/C Belt; Stamped #RW, SN, gat | MCK1009 |
| 4.3L V6 262 CID | 1991 | Baja, Baja; W/out A/C | MCK1037 |
| 4.3L V6 262 CID | 1994 | LS, SS, ZR2; For A/C Belt; Stamped #RW, SN, gat | MCK1009 |
| 4.3L V6 262 CID | 1995 | Base, LS, SS, ZR2; For A/C Belt; Stamped #GBC | MCK1009 |
| 4.3L V6 262 CID | 1995 | Base, LS, SS, ZR2; Stamped #SR, RH; W/out A/C | MCK1037 |
| 4.3L V6 262 CID | 2004 | | MCK1001 |
| 4.3L V6 262 CID | 1988-1990 | For A/C Belt; Stamped #GT, RW | MCK1009 |
| 4.3L V6 262 CID | 1988-1990 | W/out A/C | MCK1037 |
| 4.3L V6 262 CID | 1991-1992 | Tahoe, Tahoe; For A/C Belt; Stamped #RW, SN, gat | MCK1009 |
| 4.3L V6 262 CID | 1991-1992 | Tahoe, Tahoe; W/out A/C | MCK1037 |
| 4.3L V6 262 CID | 1991-1993 | Base; Stamped #GM; W/out A/C | MCK1037 |
| 4.3L V6 262 CID | 1991-1994 | Base; For A/C Belt; Stamped #RW, SN, gat | MCK1009 |
| 4.3L V6 262 CID | 1991-1995 | Base; For A/C Belt | MCK1009 |
| 4.3L V6 262 CID | 1991-1995 | Base; W/out A/C | MCK1037 |
| 4.3L V6 262 CID | 1992-1993 | EL, EL; For A/C Belt; Stamped #RW, SN, gat | MCK1009 |
| 4.3L V6 262 CID | 1992-1993 | EL, EL; W/out A/C | MCK1037 |
| 4.3L V6 262 CID | 1994-1995 | LS, SS, ZR2; For A/C Belt | MCK1009 |
| 4.3L V6 262 CID | 1994-1995 | LS, SS, ZR2; W/out A/C | MCK1037 |
| 4.3L V6 262 CID | 1996-1998 | SS; For A/C Belt | MCK1001 |
| 4.3L V6 262 CID | 1996-1998 | SS; W/out A/C | MCK1002 |
| 4.3L V6 262 CID | 1996-2003 | Base, LS, ZR2; For A/C Belt | MCK1001 |
| 4.3L V6 262 CID | 1996-2003 | Base, LS, ZR2; W/out A/C | MCK1002 |
| 4.3L V6 262 CID | 1999-2003 | Xtreme; For A/C Belt | MCK1001 |
| 4.3L V6 262 CID | 1999-2003 | Xtreme; W/out A/C | MCK1002 |
| 4.3L V6 262 CID | 2002-2003 | ZR5; For A/C Belt | MCK1001 |
| 4.3L V6 262 CID | 2002-2003 | ZR5; W/out A/C | MCK1002 |
| S10 BLAZER | | | |
| 2.8L V6 173 CID | 1987-1988 | Tahoe; For A/C Belt | MCK1033 |
| 2.8L V6 173 CID | 1987-1988 | Tahoe; W/out A/C | MCK1034 |
| 2.8L V6 173 CID | 1987-1989 | Base, Sport ; For A/C Belt | MCK1033 |
| 2.8L V6 173 CID | 1987-1989 | Base, Sport ; W/out A/C | MCK1034 |
| 4.3L V6 262 CID | 1988 | Tahoe, Tahoe; For A/C Belt; Stamped #GT, RW | MCK1009 |
| 4.3L V6 262 CID | 1988 | Tahoe, Tahoe; W/out A/C | MCK1037 |
| 4.3L V6 262 CID | 1990 | W/ A/C | MCK1009 |
| 4.3L V6 262 CID | 1994 | | MCK1009 |

MAX COOLING KITS

| Engine | Years | Application Description | USMW |
|----------------------------------|-----------|---|---------|
| CHEVROLET (CONT.) | | | |
| S10 BLAZER (CONT.) | | | |
| 4.3L V6 262 CID | 1988-1989 | Base, Base, Sport, Sport, For A/C Belt; Stamped #GT, RW | MCK1009 |
| 4.3L V6 262 CID | 1988-1989 | Base, Base, Sport, Sport Stamped #GH; W/out A/C | MCK1037 |
| 4.3L V6 262 CID | 1988-1990 | W/out A/C | MCK1037 |
| 4.3L V6 262 CID | 1991-1993 | Stamped #GM | MCK1037 |
| 4.3L V6 262 CID | 1991-1993 | Stamped #RW, SN, gat | MCK1009 |
| SILVERADO 1500 | | | |
| 4.3L V6 262 CID | 2004 | Z71; For A/C Belt | MCK1001 |
| 4.3L V6 262 CID | 2004 | Z71; W/out A/C | MCK1041 |
| 4.3L V6 262 CID | 1999-2002 | For A/C Belt | MCK1001 |
| 4.3L V6 262 CID | 1999-2002 | W/out A/C | MCK1041 |
| 4.3L V6 262 CID | 2002-2004 | Base, LS, LT, WT; For A/C Belt | MCK1001 |
| 4.3L V6 262 CID | 2002-2004 | Base, LS, LT, WT; W/out A/C | MCK1041 |
| 4.8L V8 294 CID | 2004 | Z71; For A/C Belt | MCK1007 |
| 4.8L V8 294 CID | 2004 | Z71; W/out A/C | MCK1069 |
| 4.8L V8 294 CID | 2005 | Base | MCK1007 |
| 4.8L V8 294 CID | 2006 | WT | MCK1007 |
| 4.8L V8 294 CID | 1999-2001 | For A/C Belt | MCK1007 |
| 4.8L V8 294 CID | 1999-2001 | W/out A/C | MCK1069 |
| 4.8L V8 294 CID | 2002-2004 | Base, LS, LT, WT; For A/C Belt | MCK1007 |
| 4.8L V8 294 CID | 2002-2004 | Base, LS, LT, WT; W/out A/C | MCK1069 |
| 4.8L V8 294 CID | 2005-2006 | LS, LT | MCK1007 |
| 5.3L V8 5328cc 325 CID | 2004 | Hybrid, Z71; For A/C Belt | MCK1007 |
| 5.3L V8 5328cc 325 CID | 2004 | Hybrid, Z71; W/out A/C | MCK1069 |
| 5.3L V8 5328cc 325 CID | 2005 | Base | MCK1007 |
| 5.3L V8 5328cc 325 CID | 2006 | WT | MCK1007 |
| 5.3L V8 5328cc 325 CID | 1999-2001 | For A/C Belt | MCK1007 |
| 5.3L V8 5328cc 325 CID | 1999-2001 | W/out A/C | MCK1069 |
| 5.3L V8 5328cc 325 CID | 2002-2004 | Base, LS, LT, WT; For A/C Belt | MCK1007 |
| 5.3L V8 5328cc 325 CID | 2002-2004 | Base, LS, LT, WT; W/out A/C | MCK1069 |
| 5.3L V8 5328cc 325 CID | 2005-2006 | Hybrid, LS, LT | MCK1007 |
| 6.0L V8 5967cc 364 CID | 2004 | LT, LS | MCK1007 |
| 6.0L V8 5967cc 364 CID | 2005 | LS, LS, LT, SS; For A/C Belt; LS or LT model | MCK1007 |
| 6.0L V8 5967cc 364 CID | 2005 | LS, LT, SS; LS or LT model; W/out A/C | MCK1069 |
| 6.0L V8 5967cc 364 CID | 2006 | LT, LT, SS; LT model | MCK1007 |
| 6.0L V8 5967cc 364 CID | 2003-2004 | SS | MCK1007 |
| 6.0L V8 5967cc 364 CID | 2005-2006 | LT, SS; SS model | MCK1007 |
| SILVERADO 1500 CLASSIC | | | |
| 4.8L V8 294 CID | 2007 | LS, LT, WT | MCK1055 |
| 5.3L V8 5328cc 325 CID | 2007 | Hybrid, LS, LT, WT | MCK1055 |
| 6.0L V8 5967cc 364 CID | 2007 | LT, SS | MCK1055 |
| SILVERADO 1500 HD | | | |
| 6.0L V8 5967cc 364 CID | 2001-2003 | W/ A/C | MCK1007 |
| 6.0L V8 5967cc 364 CID | 2001-2003 | W/out A/C | MCK1069 |
| 6.0L V8 5967cc 364 CID | 2005-2006 | | MCK1007 |
| SILVERADO 1500 HD CLASSIC | | | |
| 6.0L V8 5967cc 364 CID | 2007 | | MCK1055 |
| SILVERADO 2500 | | | |
| 5.3L V8 5328cc 325 CID | 1999-2000 | For A/C Belt | MCK1007 |
| 5.3L V8 5328cc 325 CID | 1999-2000 | W/out A/C | MCK1069 |
| 6.0L V8 5967cc 364 CID | 1999-2000 | For A/C Belt | MCK1007 |
| 6.0L V8 5967cc 364 CID | 1999-2000 | W/out A/C | MCK1069 |
| 6.0L V8 5967cc 364 CID | 2001-2002 | Base, LS, LT; For A/C Belt | MCK1007 |
| 6.0L V8 5967cc 364 CID | 2001-2002 | Base, LS, LT; W/out A/C | MCK1069 |
| 6.0L V8 5967cc 364 CID | 2003-2004 | For A/C Belt | MCK1007 |
| 6.0L V8 5967cc 364 CID | 2003-2004 | W/out A/C | MCK1069 |
| SILVERADO 2500 HD | | | |
| 6.0L V8 5967cc 364 CID | 2010 | LT, LTZ, WT | MCK1055 |
| 6.0L V8 5967cc 364 CID | 2001-2006 | For A/C Belt | MCK1007 |
| 6.0L V8 5967cc 364 CID | 2001-2006 | W/out A/C | MCK1069 |
| 6.0L V8 5967cc 364 CID | 2003-2005 | Base, LS, WT; For A/C Belt | MCK1007 |
| 6.0L V8 5967cc 364 CID | 2003-2005 | Base, LS, WT; W/out A/C | MCK1069 |
| 6.0L V8 5967cc 364 CID | 2007-2009 | | MCK1055 |
| 6.0L V8 5967cc 364 CID | 2011-2013 | LT, LTZ, WT | MCK1053 |
| 8.1L V8 496 CID | 2003 | Base, LS, LT | MCK1045 |

| Engine | Years | Application Description | USMW |
|----------------------------------|-----------|---------------------------------|---------|
| 8.1L V8 496 CID | 2001-2002 | | MCK1045 |
| 8.1L V8 496 CID | 2004-2006 | | MCK1045 |
| SILVERADO 2500 HD CLASSIC | | | |
| 6.0L V8 5967cc 364 CID | 2007 | | MCK1055 |
| 8.1L V8 496 CID | 2007 | | MCK1045 |
| SILVERADO 3500 | | | |
| 6.0L V8 5967cc 364 CID | 2006 | LS, LT, WT; For A/C Belt | MCK1007 |
| 6.0L V8 5967cc 364 CID | 2006 | LS, LT, WT; W/out A/C | MCK1069 |
| 6.0L V8 5967cc 364 CID | 2001-2005 | For A/C Belt | MCK1007 |
| 6.0L V8 5967cc 364 CID | 2001-2005 | W/out A/C | MCK1069 |
| 8.1L V8 496 CID | 2006 | LS, LT, WT | MCK1045 |
| 8.1L V8 496 CID | 2001-2005 | | MCK1045 |
| SILVERADO 3500 CLASSIC | | | |
| 6.0L V8 5967cc 364 CID | 2007 | | MCK1055 |
| 8.1L V8 496 CID | 2007 | | MCK1045 |
| SILVERADO 3500 HD | | | |
| 6.0L V8 5967cc 364 CID | 2010 | LT, LTZ, WT | MCK1055 |
| 6.0L V8 5967cc 364 CID | 2007-2009 | | MCK1055 |
| 6.0L V8 5967cc 364 CID | 2011-2013 | LT, LTZ, WT | MCK1053 |
| SSR | | | |
| 5.3L V8 5328cc 325 CID | 2003-2004 | | MCK2001 |
| 6.0L V8 5967cc 364 CID | 2005-2006 | | MCK2001 |
| SUBURBAN | | | |
| 5.7L V8 350 CID | 1992 | Stamped #GJ, HS | MCK1009 |
| 5.7L V8 350 CID | 1993 | Stamped #GJ, HS | MCK1009 |
| 5.7L V8 350 CID | 1994 | Stamped #BT, GM, HL | MCK1039 |
| 5.7L V8 350 CID | 1992-1994 | Stamped #AR, AX, BD, GP, HK, JM | MCK1036 |
| 5.7L V8 350 CID | 1992-1994 | Stamped #DD, GG, GN | MCK1037 |
| 5.7L V8 350 CID | 1993-1994 | Stamped #GK | MCK1038 |
| SUBURBAN 1500 | | | |
| 5.3L V8 323 CID | 2003 | W/ A/C | MCK1007 |
| 5.3L V8 323 CID | 2004 | Base; W/ A/C | MCK1007 |
| 5.3L V8 323 CID | 2005 | Base | MCK1007 |
| 5.3L V8 323 CID | 2003-2004 | W/out A/C | MCK1069 |
| 5.3L V8 5328cc 325 CID | 2003 | W/ A/C | MCK1007 |
| 5.3L V8 5328cc 325 CID | 2004 | LS, LT, Z71; For A/C Belt | MCK1007 |
| 5.3L V8 5328cc 325 CID | 2004 | Z71; W/out A/C | MCK1069 |
| 5.3L V8 5328cc 325 CID | 2006 | Base | MCK1007 |
| 5.3L V8 5328cc 325 CID | 2007 | Base, LS, LT, LTZ, Z71 | MCK1054 |
| 5.3L V8 5328cc 325 CID | 2000-2001 | For A/C Belt | MCK1007 |
| 5.3L V8 5328cc 325 CID | 2000-2001 | W/out A/C | MCK1069 |
| 5.3L V8 5328cc 325 CID | 2002-2004 | LS, LT; For A/C Belt | MCK1007 |
| 5.3L V8 5328cc 325 CID | 2002-2004 | LS, LT; W/out A/C | MCK1069 |
| 5.3L V8 5328cc 325 CID | 2005-2006 | LS, LT, Z71 | MCK1007 |
| 5.7L V8 350 CID | 1995 | Stamped #BT, GM, HL | MCK1039 |
| 5.7L V8 350 CID | 1995 | Stamped #GK | MCK1038 |
| 5.7L V8 350 CID | 1996-1997 | W/out A/C | MCK1002 |
| 6.0L V8 5967cc 364 CID | 2006 | LTZ; For A/C Belt | MCK1007 |
| 6.0L V8 5967cc 364 CID | 2006 | LTZ; W/out A/C | MCK1069 |
| 6.0L V8 5967cc 364 CID | 2007 | LT, LTZ | MCK1055 |
| SUBURBAN 2500 | | | |
| 6.0L V8 5967cc 364 CID | 2000 | W/ A/C | MCK1007 |
| 6.0L V8 5967cc 364 CID | 2007 | | MCK1055 |
| 6.0L V8 5967cc 364 CID | 2001-2006 | For A/C Belt | MCK1007 |
| 6.0L V8 5967cc 364 CID | 2001-2006 | W/out A/C | MCK1069 |
| 6.0L V8 5967cc 364 CID | 2008-2013 | LS, LT | MCK1055 |
| 8.1L V8 496 CID | 2001-2006 | | MCK1045 |
| TAHOE | | | |
| 4.8L V8 294 CID | 2000 | LS, LT, Base; For A/C Belt | MCK1007 |
| 4.8L V8 294 CID | 2000 | LS, LT, Base; W/out A/C | MCK1069 |
| 4.8L V8 294 CID | 2006 | Base | MCK1007 |
| 4.8L V8 294 CID | 2007 | LS | MCK1054 |
| 4.8L V8 294 CID | 2001-2004 | For A/C Belt | MCK1007 |
| 4.8L V8 294 CID | 2001-2004 | W/out A/C | MCK1069 |
| 4.8L V8 294 CID | 2003-2004 | LS, LT; For A/C Belt | MCK1007 |
| 4.8L V8 294 CID | 2003-2004 | LS, LT; W/out A/C | MCK1069 |
| 4.8L V8 294 CID | 2005-2006 | LS | MCK1007 |
| 5.3L V8 5328cc 325 CID | 2000 | LS, LT, Base; For A/C Belt | MCK1007 |

| Engine | Years | Application Description | USMW |
|--------------------------|-----------|---|---------|
| CHEVROLET (CONT.) | | | |
| TAHOE (CONT.) | | | |
| 5.3L V8 5328cc 325 CID | 2000 | LS, LT, Base; W/out A/C | MCK1069 |
| 5.3L V8 5328cc 325 CID | 2005 | LS, LT | MCK1007 |
| 5.3L V8 5328cc 325 CID | 2007 | LS, LT, LTZ, | MCK1054 |
| 5.3L V8 5328cc 325 CID | 2001-2004 | For A/C Belt | MCK1007 |
| 5.3L V8 5328cc 325 CID | 2001-2004 | W/out A/C | MCK1069 |
| 5.3L V8 5328cc 325 CID | 2003-2004 | LS, LT; For A/C Belt | MCK1007 |
| 5.3L V8 5328cc 325 CID | 2003-2004 | LS, LT; W/out A/C | MCK1069 |
| 5.3L V8 5328cc 325 CID | 2005-2006 | | MCK1007 |
| 5.7L V8 350 CID | 1995 | Stamped #AR, AX, BD, GP, HK, JM | MCK1036 |
| 5.7L V8 350 CID | 1995 | Stamped #BT, GM, HL | MCK1039 |
| 5.7L V8 350 CID | 1995 | Stamped #DD, GG, GN | MCK1037 |
| 5.7L V8 350 CID | 1995 | Stamped #GK | MCK1038 |
| 5.7L V8 350 CID | 2000 | Limited, Limited, Z71, Z71; For A/C Belt; Towing Package | MCK1001 |
| 5.7L V8 350 CID | 2000 | Limited, Z71; W/out A/C | MCK1002 |
| 5.7L V8 350 CID | 1996-1999 | For A/C Belt; Towing Package | MCK1001 |
| 5.7L V8 350 CID | 1996-1999 | W/out A/C | MCK1002 |
| TRACKER | | | |
| 2.5L V6 2500cc | 2004 | Base, | MCK1097 |
| 2.5L V6 2500cc | 2001-2003 | ZR2 | MCK1097 |
| 2.5L V6 2500cc | 2001-2004 | LT | MCK1097 |
| TRAILBLAZER | | | |
| 4.2L L6 256 CID | 2002 | | MCK1008 |
| 4.2L L6 256 CID | 2003 | LTZ | MCK1008 |
| 4.2L L6 256 CID | 2006 | A, B, Base, EXT, EXT B | MCK1008 |
| 4.2L L6 256 CID | 2007 | A, B, LS | MCK1050 |
| 4.2L L6 256 CID | 2003-2004 | North Face | MCK1008 |
| 4.2L L6 256 CID | 2003-2006 | LS, LT | MCK1008 |
| 4.2L L6 256 CID | 2007-2008 | Base | MCK1050 |
| 4.2L L6 256 CID | 2007-2009 | LT | MCK1050 |
| 5.3L V8 5328cc 325 CID | 2006 | LS, LT | MCK2001 |
| 5.3L V8 5328cc 325 CID | 2007 | LS | MCK1059 |
| 5.3L V8 5328cc 325 CID | 2008 | Base | MCK1059 |
| 5.3L V8 5328cc 325 CID | 2007-2008 | LT | MCK1059 |
| 6.0L V8 5967cc 364 CID | 2006 | SS | MCK2001 |
| 6.0L V8 5967cc 364 CID | 2007-2009 | SS | MCK1058 |
| TRAILBLAZER EXT | | | |
| 4.2L L6 256 CID | 2002-2006 | | MCK1008 |
| 5.3L V8 5328cc 325 CID | 2003-2006 | | MCK2001 |
| V1500 SUBURBAN | | | |
| 5.7L V8 350 CID | 1989-1991 | Stamped #GG | MCK1037 |
| 5.7L V8 350 CID | 1989-1991 | Stamped #HK, HL | MCK1036 |
| 5.7L V8 350 CID | 1989-1991 | Stamped #HS, DE, GB | MCK1009 |
| V20 SUBURBAN | | | |
| 7.4L V8 454 CID | 1988 | | MCK1035 |
| V2500 SUBURBAN | | | |
| 5.7L V8 350 CID | 1989 | Stamped #HK, HL | MCK1036 |
| 5.7L V8 350 CID | 1991 | Stamped #HK, HL | MCK1036 |
| 5.7L V8 350 CID | 1989-1991 | Stamped #GG | MCK1037 |
| 5.7L V8 350 CID | 1989-1991 | Stamped #HS, DE, GB | MCK1009 |
| W3500 TILTMASTER | | | |
| 5.7L V8 350 CID | 1996 | | MCK1001 |
| 5.7L V8 350 CID | 1997-2002 | | MCK1042 |
| 6.0L V8 5967cc 364 CID | 2004-2006 | | MCK1070 |
| 6.0L V8 5967cc 364 CID | 2007-2008 | | MCK1060 |
| W4500 TILTMASTER | | | |
| 5.7L V8 350 CID | 1998-2002 | | MCK1042 |
| 6.0L V8 5967cc 364 CID | 2004-2006 | | MCK1070 |
| 6.0L V8 5967cc 364 CID | 2007-2008 | | MCK1060 |
| CHRYSLER | | | |
| ASPEN | | | |
| 4.7L V8 285 CID | 2009 | Limited | MCK1081 |
| 4.7L V8 285 CID | 2007-2009 | | MCK1081 |
| 5.7L V8 345 CID | 2009 | Limited, Limited Hybrid | MCK1068 |
| 5.7L V8 345 CID | 2007-2008 | | MCK1089 |

| Engine | Years | Application Description | USMW |
|------------------------|-----------|-------------------------|---------|
| 5.7L V8 5654cc 345 CID | 2007 | | MCK1089 |
| DODGE | | | |
| B150 | | | |
| 3.9L V6 3906cc 239 CID | 1993 | | MCK1003 |
| 3.9L V6 3906cc 239 CID | 1994 | W/ max cooling | MCK1076 |
| 3.9L V6 3906cc 239 CID | 1994 | W/out max cooling | MCK1003 |
| 5.2L V8 5211cc 318 CID | 1993-1994 | W/ max cooling | MCK1076 |
| 5.2L V8 5211cc 318 CID | 1993-1994 | W/out max cooling | MCK1003 |
| B1500 | | | |
| 3.9L V6 3906cc 239 CID | 1997 | Base; W/ max cooling | MCK1076 |
| 3.9L V6 3906cc 239 CID | 1997 | Base; W/out max cooling | MCK1003 |
| 3.9L V6 3906cc 239 CID | 1998 | Base | MCK1003 |
| 3.9L V6 3906cc 239 CID | 1995-1996 | W/ max cooling | MCK1076 |
| 3.9L V6 3906cc 239 CID | 1995-1996 | W/out max cooling | MCK1003 |
| 5.2L V8 5211cc 318 CID | 1997 | Base; W/ max cooling | MCK1076 |
| 5.2L V8 5211cc 318 CID | 1997 | Base; W/out max cooling | MCK1003 |
| 5.2L V8 5211cc 318 CID | 1998 | Base | MCK1076 |
| 5.2L V8 5211cc 318 CID | 1995-1996 | W/ max cooling | MCK1076 |
| 5.2L V8 5211cc 318 CID | 1995-1996 | W/out max cooling | MCK1003 |
| 5.9L V8 360 CID | 1998 | Base | MCK1076 |
| B250 | | | |
| 3.9L V6 3906cc 239 CID | 1993 | | MCK1003 |
| 3.9L V6 3906cc 239 CID | 1994 | W/ max cooling | MCK1076 |
| 3.9L V6 3906cc 239 CID | 1994 | W/out max cooling | MCK1003 |
| 5.2L V8 5211cc 318 CID | 1993-1994 | W/ max cooling | MCK1076 |
| 5.2L V8 5211cc 318 CID | 1993-1994 | W/out max cooling | MCK1003 |
| 5.9L V8 360 CID | 1993-1994 | W/ max cooling | MCK1076 |
| 5.9L V8 360 CID | 1993-1994 | W/out max cooling | MCK1003 |
| B2500 | | | |
| 3.9L V6 3906cc 239 CID | 1997 | Base; W/ max cooling | MCK1076 |
| 3.9L V6 3906cc 239 CID | 1997 | Base; W/out max cooling | MCK1003 |
| 3.9L V6 3906cc 239 CID | 1995-1996 | W/ max cooling | MCK1076 |
| 3.9L V6 3906cc 239 CID | 1995-1996 | W/out max cooling | MCK1003 |
| 5.2L V8 5211cc 318 CID | 1997 | Base; W/ max cooling | MCK1076 |
| 5.2L V8 5211cc 318 CID | 1997 | Base; W/out max cooling | MCK1003 |
| 5.2L V8 5211cc 318 CID | 1998 | Base | MCK1076 |
| 5.2L V8 5211cc 318 CID | 1995-1996 | W/ max cooling | MCK1076 |
| 5.2L V8 5211cc 318 CID | 1995-1996 | W/out max cooling | MCK1003 |
| 5.9L V8 360 CID | 1997 | Base; W/ max cooling | MCK1076 |
| 5.9L V8 360 CID | 1997 | Base; W/out max cooling | MCK1003 |
| 5.9L V8 360 CID | 1998 | Base | MCK1076 |
| 5.9L V8 360 CID | 1995-1996 | W/ max cooling | MCK1076 |
| 5.9L V8 360 CID | 1995-1996 | W/out max cooling | MCK1003 |
| B350 | | | |
| 5.2L V8 5211cc 318 CID | 1993-1994 | W/ max cooling | MCK1076 |
| 5.2L V8 5211cc 318 CID | 1993-1994 | W/out max cooling | MCK1003 |
| 5.9L V8 360 CID | 1993-1994 | W/ max cooling | MCK1076 |
| 5.9L V8 360 CID | 1993-1994 | W/out max cooling | MCK1003 |
| B3500 | | | |
| 5.2L V8 5211cc 318 CID | 1997 | Base; W/ max cooling | MCK1076 |
| 5.2L V8 5211cc 318 CID | 1997 | Base; W/out max cooling | MCK1003 |
| 5.2L V8 5211cc 318 CID | 1998 | Base | MCK1076 |
| 5.2L V8 5211cc 318 CID | 1995-1996 | W/ max cooling | MCK1076 |
| 5.2L V8 5211cc 318 CID | 1995-1996 | W/out max cooling | MCK1003 |
| 5.9L V8 360 CID | 1997 | Base; W/ max cooling | MCK1076 |
| 5.9L V8 360 CID | 1997 | Base; W/out max cooling | MCK1003 |
| 5.9L V8 360 CID | 1998 | Base | MCK1076 |
| 5.9L V8 360 CID | 1995-1996 | W/ max cooling | MCK1076 |
| 5.9L V8 360 CID | 1995-1996 | W/out max cooling | MCK1003 |
| D150 | | | |
| 3.9L V6 3906cc 239 CID | 1993 | | MCK1079 |
| 5.2L V8 5211cc 318 CID | 1993 | W/ max cooling | MCK1004 |
| 5.2L V8 5211cc 318 CID | 1993 | W/out max cooling | MCK1079 |
| 5.9L V8 360 CID | 1993 | W/ max cooling | MCK1004 |
| 5.9L V8 360 CID | 1993 | W/out max cooling | MCK1079 |
| D250 | | | |
| 3.9L V6 3906cc 239 CID | 1993 | Base | MCK1079 |
| 5.2L V8 5211cc 318 CID | 1993 | Base; W/ max cooling | MCK1004 |

MAX COOLING KITS

| Engine | Years | Application Description | USMW |
|------------------------|-----------|---|---------|
| DODGE (CONT.) | | | |
| D250 (CONT.) | | | |
| 5.2L V8 5211cc 318 CID | 1993 | Base; W/out max cooling | MCK1079 |
| 5.9L V8 360 CID | 1993 | Base; W/ max cooling | MCK1004 |
| 5.9L V8 360 CID | 1993 | Base; W/out max cooling | MCK1079 |
| D350 | | | |
| 5.9L V8 360 CID | 1993 | Base; W/ max cooling | MCK1004 |
| 5.9L V8 360 CID | 1993 | Base; W/out max cooling | MCK1079 |
| DAKOTA | | | |
| 3.7L V6 226 CID | 2004 | | MCK1080 |
| 3.7L V6 226 CID | 2008 | SLT, Sport, TRX | MCK1006 |
| 3.7L V6 226 CID | 2010 | Laramie | MCK1006 |
| 3.7L V6 226 CID | 2005-2007 | | MCK1006 |
| 3.7L V6 226 CID | 2008-2009 | SXT, TRX4 | MCK1006 |
| 3.7L V6 226 CID | 2008-2010 | ST | MCK1006 |
| 3.7L V6 226 CID | 2009-2010 | Big Horn, Lone Star | MCK1006 |
| 3.7L V6 3701cc 226 CID | 2006-2007 | | MCK1006 |
| 3.9L V6 3906cc 239 CID | 1993 | Base, LE, Sport; W/ max cooling | MCK1004 |
| 3.9L V6 3906cc 239 CID | 1993 | Base, LE, Sport; W/out max cooling | MCK1079 |
| 3.9L V6 3906cc 239 CID | 1997 | | MCK1078 |
| 3.9L V6 3906cc 239 CID | 2002 | SXT | MCK1078 |
| 3.9L V6 3906cc 239 CID | 1994-1996 | | MCK1079 |
| 3.9L V6 3906cc 239 CID | 1998-2003 | Base, SLT, Sport | MCK1078 |
| 4.7L V8 285 CID | 2002 | SXT | MCK1086 |
| 4.7L V8 285 CID | 2004 | SLT Plus, Sport Plus | MCK1086 |
| 4.7L V8 285 CID | 2008 | Sport, SXT, TRX | MCK1006 |
| 4.7L V8 285 CID | 2002-2003 | Base | MCK1086 |
| 4.7L V8 285 CID | 2002-2004 | SLT, Sport | MCK1086 |
| 4.7L V8 285 CID | 2005-2007 | | MCK1006 |
| 4.7L V8 285 CID | 2006-2009 | SLT | MCK1006 |
| 4.7L V8 285 CID | 2006-2010 | Laramie | MCK1006 |
| 4.7L V8 285 CID | 2008-2010 | TRX4 | MCK1006 |
| 4.7L V8 285 CID | 2009-2010 | Big Horn, Lone Star | MCK1006 |
| 4.7L V8 287 CID | 2000-2001 | Base, SLT, Sport | MCK1086 |
| 5.2L V8 5211cc 318 CID | 1993 | Base, LE, Sport; W/ max cooling | MCK1004 |
| 5.2L V8 5211cc 318 CID | 1993 | Base, LE, Sport; W/out max cooling | MCK1079 |
| 5.2L V8 5211cc 318 CID | 1997 | | MCK1004 |
| 5.2L V8 5211cc 318 CID | 1993-1996 | W/ max cooling | MCK1004 |
| 5.2L V8 5211cc 318 CID | 1993-1996 | W/out max cooling | MCK1079 |
| 5.2L V8 5211cc 318 CID | 1995-1996 | SLT, WS; W/ max cooling | MCK1004 |
| 5.2L V8 5211cc 318 CID | 1995-1996 | SLT, WS; W/out max cooling | MCK1079 |
| 5.2L V8 5211cc 318 CID | 1998-1999 | Base, SLT, Sport | MCK1004 |
| 5.9L V8 360 CID | 2002 | SXT | MCK1078 |
| 5.9L V8 360 CID | 1998-1999 | R/T | MCK1004 |
| 5.9L V8 360 CID | 2000-2003 | R/T, SLT, Sport | MCK1078 |
| DURANGO | | | |
| 3.7L V6 226 CID | 2009 | SE | MCK1081 |
| 3.7L V6 226 CID | 2004-2005 | ST | MCK1081 |
| 3.7L V6 226 CID | 2004-2009 | SLT, | MCK1081 |
| 3.7L V6 226 CID | 2006-2008 | SXT | MCK1081 |
| 3.9L V6 3906cc 239 CID | 1998 | Base, SLT | MCK1078 |
| 3.9L V6 3906cc 239 CID | 1999 | | MCK1078 |
| 4.7L V8 285 CID | 2003 | SXT | MCK1086 |
| 4.7L V8 285 CID | 2005 | Limited, SLT, ST | MCK1081 |
| 4.7L V8 285 CID | 2009 | SE | MCK1081 |
| 4.7L V8 285 CID | 2001-2003 | SLT Plus | MCK1086 |
| 4.7L V8 285 CID | 2002-2003 | SLT, Sport | MCK1086 |
| 4.7L V8 285 CID | 2004-2009 | | MCK1081 |
| 4.7L V8 285 CID | 2007-2008 | Adventurer, SXT | MCK1081 |
| 4.7L V8 285 CID | 2007-2009 | Limited, SLT | MCK1081 |
| 4.7L V8 287 CID | 2000 | SLT Plus, Sport | MCK1086 |
| 4.7L V8 287 CID | 2000-2001 | Base, SLT | MCK1086 |
| 5.2L V8 5208cc 318 CID | 1998-1999 | | MCK1004 |
| 5.2L V8 5211cc 318 CID | 2000 | Base, SLT, SLT Plus, Sport; W/ max cooling | MCK1004 |
| 5.2L V8 5211cc 318 CID | 2000 | Base, SLT, SLT Plus, Sport; W/out max cooling | MCK1078 |
| 5.2L V8 5211cc 318 CID | 1998-1999 | | MCK1004 |
| 5.7L V8 345 CID | 2005 | ST | MCK1089 |
| 5.7L V8 345 CID | 2007 | SXT | MCK1089 |

| Engine | Years | Application Description | USMW |
|------------------------|-----------|---|---------|
| 5.7L V8 345 CID | 2008 | SLT Plus | MCK1089 |
| 5.7L V8 345 CID | 2004-2008 | Limited, SLT | MCK1089 |
| 5.7L V8 345 CID | 2006-2008 | Adventurer | MCK1089 |
| 5.9L V8 360 CID | 1998 | Base, SLT | MCK1004 |
| 5.9L V8 360 CID | 1999 | | MCK1004 |
| 5.9L V8 360 CID | 2000 | SLT Plus, Sport; W/ max cooling | MCK1004 |
| 5.9L V8 360 CID | 2000 | SLT Plus, Sport; W/out max cooling | MCK1078 |
| 5.9L V8 360 CID | 2001 | R/T; W/ max cooling | MCK1004 |
| 5.9L V8 360 CID | 2001 | R/T; W/out max cooling | MCK1078 |
| 5.9L V8 360 CID | 2003 | SXT, SXT; Except drive ratio 3.92; W/out heavy duty cooling | MCK1078 |
| 5.9L V8 360 CID | 2003 | SXT; Except drive ratio 3.92; W/ heavy duty cooling | MCK1004 |
| 5.9L V8 360 CID | 2000-2001 | Base, SLT; W/ max cooling | MCK1004 |
| 5.9L V8 360 CID | 2000-2001 | Base, SLT; W/out max cooling | MCK1078 |
| 5.9L V8 360 CID | 2002-2003 | SLT, SLT Plus, Sport | |
| 5.9L V8 360 CID | 2002-2003 | Except drive ratio 3.92; W/ heavy duty cooling | MCK1004 |
| 5.9L V8 360 CID | 2002-2003 | SLT, SLT, SLT Plus, SLT Plus, Sport, Sport | |
| 5.9L V8 360 CID | 2002-2003 | Except drive ratio 3.92; w/o heavy duty cooling | MCK1078 |
| 5.9L V8 5850cc 357 CID | 2000 | W/ max cooling | MCK1004 |
| 5.9L V8 5850cc 357 CID | 2000 | W/out max cooling | MCK1078 |
| NITRO | | | |
| 3.7L V6 226 CID | 2009 | SLT | MCK1005 |
| 3.7L V6 226 CID | 2010 | Base | MCK1005 |
| 3.7L V6 226 CID | 2011 | Heat | MCK1005 |
| 3.7L V6 226 CID | 2009-2010 | SE, SXT | MCK1005 |
| RAM 1500 | | | |
| 3.7L V6 226 CID | 2002 | ST, SLT | MCK1083 |
| 3.7L V6 226 CID | 2008 | SXT | MCK1083 |
| 3.7L V6 226 CID | 2002-2008 | | MCK1083 |
| 3.7L V6 226 CID | 2004-2008 | ST | MCK1083 |
| 3.9L V6 3906cc 239 CID | 1994 | | MCK1003 |
| 3.9L V6 3906cc 239 CID | 1995-1996 | Base | MCK1003 |
| 3.9L V6 3906cc 239 CID | 1997-2001 | Laramie, Sport, ST, WS | MCK1003 |
| 3.9L V6 3906cc 239 CID | 2000-2001 | Custom, R/T | MCK1003 |
| 3.9L V6 3908cc 238 CID | 1998 | R/T | MCK1003 |
| 3.9L V6 3908cc 238 CID | 1999 | ST | MCK1003 |
| 4.7L V8 285 CID | 2006 | Laramie, TRX, TRX4 | MCK1083 |
| 4.7L V8 285 CID | 2007 | SLT, ST, TRX4; W/ automatic transmission | MCK1083 |
| 4.7L V8 285 CID | 2007 | SLT, ST, TRX4; W/ manual transmission | MCK1085 |
| 4.7L V8 285 CID | 2008 | SLT, ST, SXT | MCK1083 |
| 4.7L V8 285 CID | 2005-2006 | SLT, ST | MCK1083 |
| 4.7L V8 285 CID | 2005-2008 | | MCK1083 |
| 4.7L V8 285 CID | 2009-2010 | SLT, ST, TRX, TRX4, | MCK1080 |
| 4.7L V8 287 CID | 2002 | SLT, ST; W/ automatic transmission | MCK1083 |
| 4.7L V8 287 CID | 2002 | SLT, ST; W/ manual transmission | MCK1085 |
| 4.7L V8 287 CID | 2003 | W/ automatic transmission | MCK1083 |
| 4.7L V8 287 CID | 2003 | W/ manual transmission | MCK1085 |
| 4.7L V8 287 CID | 2004 | SLT, ST, Laramie; W/ automatic transmission | MCK1083 |
| 4.7L V8 287 CID | 2004 | SLT, ST, Laramie; W/ manual transmission | MCK1085 |
| 4.7L V8 287 CID | 2002-2004 | | MCK1083 |
| 5.2L V8 5211cc 318 CID | 1994-1996 | Base | MCK1003 |
| 5.2L V8 5211cc 318 CID | 1997-2001 | Laramie, Sport, ST | MCK1003 |
| 5.7L V8 345 CID | 2003 | | MCK1090 |
| 5.7L V8 345 CID | 2006 | TRX, TRX4 | MCK1090 |
| 5.7L V8 345 CID | 2008 | SXT | MCK1090 |
| 5.7L V8 345 CID | 2004-2007 | ST | MCK1090 |
| 5.7L V8 345 CID | 2004-2008 | Laramie, SLT | MCK1090 |
| 5.7L V8 345 CID | 2006-2007 | Sport | MCK1090 |
| 5.7L V8 345 CID | 2007-2008 | | MCK1090 |
| 5.7L V8 345 CID | 2009-2010 | Laramie, SLT, Sport, ST, TRX, TRX4 | MCK1067 |
| 5.9L V8 360 CID | 1997 | Laramie, Sport, SS/T 5.9L, ST | MCK1004 |
| 5.9L V8 360 CID | 1998 | SS/T 5.9L; W/ Snow Plow package | MCK1078 |
| 5.9L V8 360 CID | 1998 | SS/T 5.9L; W/out Snow Plow package | MCK1004 |
| 5.9L V8 360 CID | 2000 | Laramie, Sport, ST; Built from 05/02/2000; W/ max cooling | MCK1076 |
| 5.9L V8 360 CID | 2000 | Laramie, Sport, ST; Built to 05/01/2000; W/ max cooling | MCK1004 |
| 5.9L V8 360 CID | 2001 | Laramie, Sport, ST | MCK1078 |

| Engine | Years | Application Description | USMW |
|-------------------------|-----------|---|---------|
| DODGE (CONT.) | | | |
| RAM 1500 (CONT.) | | | |
| 5.9L V8 360 CID | 2001 | Laramie, Sport, ST; W/ max cooling | MCK1076 |
| 5.9L V8 360 CID | 2002 | SLT, ST | MCK1077 |
| 5.9L V8 360 CID | 2003 | W/ automatic transmission | MCK1077 |
| 5.9L V8 360 CID | 1994-1996 | Base | MCK1004 |
| 5.9L V8 360 CID | 1998-1999 | Laramie, Sport, ST; W/ Snow Plow package | MCK1078 |
| 5.9L V8 360 CID | 1998-1999 | Laramie, Sport, ST; W/out Snow Plow package | MCK1004 |
| 5.9L V8 360 CID | 2000-2001 | Laramie, Sport, ST; W/out max cooling | MCK1003 |
| 5.9L V8 5899cc 360 CID | 1999 | SLT; W/ Snow Plow package | MCK1078 |
| 5.9L V8 5899cc 360 CID | 1999 | SLT; W/out Snow Plow package | MCK1004 |
| 5.9L V8 5899cc 360 CID | 2000 | SLT; Built from 05/02/2000; W/ max cooling | MCK1076 |
| 5.9L V8 5899cc 360 CID | 2000 | SLT; Built to 05/01/2000; W/ max cooling | MCK1004 |
| 5.9L V8 5899cc 360 CID | 2001 | SLT | MCK1078 |
| 5.9L V8 5899cc 360 CID | 2001 | SLT; W/ max cooling | MCK1076 |
| 5.9L V8 5899cc 360 CID | 2000-2001 | SLT; W/out max cooling | MCK1003 |
| RAM 1500 VAN | | | |
| 3.9L V6 3906cc 239 CID | 1999-2003 | Base | MCK1003 |
| 3.9L V6 3906cc 239 CID | 2000-2002 | SE | MCK1003 |
| 3.9L V6 3907cc 238 CID | 1997 | W/ max cooling | MCK1076 |
| 3.9L V6 3907cc 238 CID | 1997 | W/out max cooling | MCK1003 |
| 3.9L V6 3908cc 238 CID | 1999 | SE | MCK1003 |
| 5.2L V8 5211cc 318 CID | 1998 | | MCK1076 |
| 5.2L V8 5211cc 318 CID | 1999-2002 | SLT; W/ heavy duty cooling | MCK1076 |
| 5.2L V8 5211cc 318 CID | 1999-2002 | SLT; W/out heavy duty cooling | MCK1003 |
| 5.2L V8 5211cc 318 CID | 1999-2003 | Base; W/ heavy duty cooling | MCK1076 |
| 5.2L V8 5211cc 318 CID | 1999-2003 | Base; W/out heavy duty cooling | MCK1003 |
| 5.9L V8 360 CID | 1999-2003 | Base; W/ heavy duty cooling | MCK1076 |
| 5.9L V8 360 CID | 1999-2003 | Base; W/out heavy duty cooling | MCK1003 |
| RAM 2500 | | | |
| 5.2L V8 5211cc 318 CID | 1994 | | MCK1003 |
| 5.2L V8 5211cc 318 CID | 1995 | Base | MCK1003 |
| 5.7L V8 345 CID | 2003 | W/ Snow Plow package; W/ manual transmission | MCK1091 |
| 5.7L V8 345 CID | 2003 | W/ manual transmission; W/out Snow Plow package | MCK1090 |
| 5.7L V8 345 CID | 2004 | | MCK1091 |
| 5.7L V8 345 CID | 2005 | W/ Snow Plow package | MCK1091 |
| 5.7L V8 345 CID | 2005 | W/ manual transmission; W/out Snow Plow package | MCK1090 |
| 5.7L V8 345 CID | 2006 | Power Wagon, Sport, TRX4; W/ Snow Plow package | MCK1091 |
| 5.7L V8 345 CID | 2006 | Power Wagon, Sport, TRX4; W/ manual transmission; W/out Snow Plow package | MCK1090 |
| 5.7L V8 345 CID | 2007 | Sport, TRX4; W/ automatic transmission | MCK1091 |
| 5.7L V8 345 CID | 2007 | Sport, TRX4; W/ manual transmission | MCK1090 |
| 5.7L V8 345 CID | 2008 | SXT; W/ automatic transmission | MCK1091 |
| 5.7L V8 345 CID | 2008 | SXT; W/ manual transmission | MCK1090 |
| 5.7L V8 345 CID | 2009 | | MCK1067 |
| 5.7L V8 345 CID | 2010 | Power Wagon | MCK1067 |
| 5.7L V8 345 CID | 2005-2006 | Laramie, SLT, ST; W/ Snow Plow package | MCK1091 |
| 5.7L V8 345 CID | 2005-2006 | Laramie, SLT, ST; W/ manual transmission; W/out Snow Plow package | MCK1090 |
| 5.7L V8 345 CID | 2007-2008 | Laramie, Power Wagon, SLT, ST; W/ automatic transmission | MCK1091 |
| 5.7L V8 345 CID | 2007-2008 | Laramie, Power Wagon, SLT, ST; W/ manual transmission | MCK1090 |
| 5.7L V8 345 CID | 2009-2010 | Laramie, SLT, ST, SXT | MCK1067 |
| 5.9L V8 360 CID | 1994 | | MCK1004 |
| 5.9L V8 360 CID | 1998 | Limited, Lujó; W/ Snow Plow package | MCK1078 |
| 5.9L V8 360 CID | 1998 | Limited, Lujó; W/out Snow Plow package | MCK1004 |
| 5.9L V8 360 CID | 2000 | Base; Built from 05/02/2000; W/ max cooling | MCK1076 |
| 5.9L V8 360 CID | 2000 | Base; Built to 05/01/2000; W/ max cooling | MCK1004 |
| 5.9L V8 360 CID | 2000 | W/out max cooling | MCK1003 |
| 5.9L V8 360 CID | 2001 | Base, SLT | MCK1078 |

| Engine | Years | Application Description | USMW |
|------------------------|-----------|---|---------|
| 5.9L V8 360 CID | 2001 | SLT; W/ max cooling | MCK1076 |
| 5.9L V8 360 CID | 2001 | SLT; W/out max cooling | MCK1003 |
| 5.9L V8 360 CID | 1995-1997 | Base | MCK1004 |
| 5.9L V8 360 CID | 1998-1999 | Base; W/ Snow Plow package | MCK1078 |
| 5.9L V8 360 CID | 1998-1999 | Base; W/out Snow Plow package | MCK1004 |
| 5.9L V8 360 CID | 2000-2002 | Base; W/out max cooling | MCK1003 |
| 5.9L V8 360 CID | 2001-2002 | Base; W/ max cooling | MCK1076 |
| 5.9L V8 5899cc 360 CID | 1998 | Base; W/ Snow Plow package | MCK1078 |
| 5.9L V8 5899cc 360 CID | 1998 | Base; W/out Snow Plow package | MCK1004 |
| 5.9L V8 5899cc 360 CID | 1999 | SLT; W/ Snow Plow package | MCK1078 |
| 5.9L V8 5899cc 360 CID | 1999 | SLT; W/out Snow Plow package | MCK1004 |
| 5.9L V8 5899cc 360 CID | 2000 | SLT; Built from 05/02/2000; W/ max cooling | MCK1076 |
| 5.9L V8 5899cc 360 CID | 2000 | SLT; Built to 05/01/2000; W/ max cooling | MCK1004 |
| 5.9L V8 5899cc 360 CID | 2000 | SLT; W/out max cooling | MCK1003 |
| RAM 2500 VAN | | | |
| 3.9L V6 3906cc 239 CID | 2001 | Base | MCK1003 |
| 5.2L V8 | 1996 | W/ max cooling | MCK1076 |
| 5.2L V8 | 1996 | W/out max cooling | MCK1003 |
| 5.2L V8 5211cc 318 CID | 1997 | W/ max cooling | MCK1076 |
| 5.2L V8 5211cc 318 CID | 1997 | W/out max cooling | MCK1003 |
| 5.2L V8 5211cc 318 CID | 1998 | | MCK1076 |
| 5.2L V8 5211cc 318 CID | 1999 | SLT; W/ heavy duty cooling | MCK1076 |
| 5.2L V8 5211cc 318 CID | 1999 | SLT; W/out heavy duty cooling | MCK1003 |
| 5.2L V8 5211cc 318 CID | 2000 | W/ heavy duty cooling | MCK1076 |
| 5.2L V8 5211cc 318 CID | 2000 | W/out heavy duty cooling | MCK1003 |
| 5.2L V8 5211cc 318 CID | 2003 | W/ heavy duty cooling | MCK1076 |
| 5.2L V8 5211cc 318 CID | 2003 | W/out heavy duty cooling | MCK1003 |
| 5.2L V8 5211cc 318 CID | 1999-2002 | Base; W/ heavy duty cooling | MCK1076 |
| 5.2L V8 5211cc 318 CID | 1999-2002 | Base; W/out heavy duty cooling | MCK1003 |
| 5.9L V8 360 CID | 2003 | W/ heavy duty cooling | MCK1076 |
| 5.9L V8 360 CID | 2003 | W/out heavy duty cooling | MCK1003 |
| 5.9L V8 360 CID | 1999-2002 | Base; W/ heavy duty cooling | MCK1076 |
| 5.9L V8 360 CID | 1999-2002 | Base; W/out heavy duty cooling | MCK1003 |
| RAM 3500 | | | |
| 5.7L V8 345 CID | 2003 | W/ manual transmission; W/out Snow Plow package | MCK1090 |
| 5.7L V8 345 CID | 2003 | W/ Snow Plow package; W/ manual transmission | MCK1091 |
| 5.7L V8 345 CID | 2004 | | MCK1091 |
| 5.7L V8 345 CID | 2007 | Laramie, SLT, Sport, ST; W/ automatic transmission | MCK1091 |
| 5.7L V8 345 CID | 2007 | Laramie, SLT, Sport, ST; W/ manual transmission | MCK1090 |
| 5.7L V8 345 CID | 2008 | W/ automatic transmission | MCK1091 |
| 5.7L V8 345 CID | 2008 | W/ manual transmission | MCK1090 |
| 5.7L V8 345 CID | 2009 | Laramie, SLT, ST, | MCK1067 |
| 5.7L V8 345 CID | 2005-2006 | W/ Snow Plow package | MCK1091 |
| 5.7L V8 345 CID | 2005-2006 | W/ manual transmission; W/out Snow Plow package | MCK1090 |
| 5.9L V8 360 CID | 1998 | W/ Snow Plow package | MCK1078 |
| 5.9L V8 360 CID | 1998 | W/out Snow Plow package | MCK1004 |
| 5.9L V8 360 CID | 1999 | Base; W/ Snow Plow package | MCK1078 |
| 5.9L V8 360 CID | 1999 | Base; W/out Snow Plow package | MCK1004 |
| 5.9L V8 360 CID | 2000 | Base; Built from 05/02/2000; W/ max cooling | MCK1076 |
| 5.9L V8 360 CID | 2000 | Base; Built to 05/01/2000; W/ max cooling | MCK1004 |
| 5.9L V8 360 CID | 2001 | Base, | MCK1078 |
| 5.9L V8 360 CID | 1994-1997 | | MCK1004 |
| 5.9L V8 360 CID | 1995-1997 | Base | MCK1004 |
| 5.9L V8 360 CID | 2000-2002 | Base; W/out max cooling | MCK1003 |
| 5.9L V8 360 CID | 2001-2002 | Base; W/ max cooling | MCK1076 |
| 5.9L V8 5899cc 360 CID | 1999 | Custom; W/ Snow Plow package | MCK1078 |
| 5.9L V8 5899cc 360 CID | 1999 | Custom; W/out Snow Plow package | MCK1004 |
| 5.9L V8 5900cc 360 CID | 1994 | | MCK1004 |
| RAM 3500 VAN | | | |
| 5.2L V8 5211cc 318 CID | 2002 | SE; W/ heavy duty cooling | MCK1076 |
| 5.2L V8 5211cc 318 CID | 2002 | SE; W/out heavy duty cooling | MCK1003 |
| 5.2L V8 5211cc 318 CID | 2003 | W/ heavy duty cooling | MCK1076 |
| 5.2L V8 5211cc 318 CID | 2003 | W/out heavy duty cooling | MCK1003 |
| 5.2L V8 5211cc 318 CID | 1999-2002 | Base; W/ heavy duty cooling | MCK1076 |

MAX COOLING KITS

| Engine | Years | Application Description | USMW |
|-----------------------------|-----------|---|---------|
| DODGE (CONT.) | | | |
| RAM 3500 VAN (CONT.) | | | |
| 5.2L V8 5211cc 318 CID | 1999-2002 | Base; W/out heavy duty cooling | MCK1003 |
| 5.9L V8 360 CID | 1998 | | MCK1076 |
| 5.9L V8 360 CID | 2002 | Base, SLT; W/ heavy duty cooling | MCK1076 |
| 5.9L V8 360 CID | 2002 | Base, SLT; W/out heavy duty cooling | MCK1003 |
| 5.9L V8 360 CID | 2003 | W/ heavy duty cooling | MCK1076 |
| 5.9L V8 360 CID | 2003 | W/out heavy duty cooling | MCK1003 |
| 5.9L V8 360 CID | 1999-2001 | W/ heavy duty cooling | MCK1076 |
| 5.9L V8 360 CID | 1999-2001 | W/out heavy duty cooling | MCK1003 |
| RAMCHARGER | | | |
| 5.2L V8 5211cc 318 CID | 1993 | W/ max cooling | MCK1004 |
| 5.2L V8 5211cc 318 CID | 1993 | W/out max cooling | MCK1079 |
| 5.9L V8 360 CID | 1993 | W/ max cooling | MCK1004 |
| 5.9L V8 360 CID | 1993 | W/out max cooling | MCK1079 |
| 5.9L V8 5900cc 360 CID | 1993 | W/ max cooling | MCK1004 |
| 5.9L V8 5900cc 360 CID | 1993 | W/out max cooling | MCK1079 |
| W150 | | | |
| 3.9L V6 3906cc 239 CID | 1993 | | MCK1079 |
| 5.2L V8 5211cc 318 CID | 1993 | W/ max cooling | MCK1004 |
| 5.2L V8 5211cc 318 CID | 1993 | W/out max cooling | MCK1079 |
| 5.9L V8 360 CID | 1993 | W/ max cooling | MCK1004 |
| 5.9L V8 360 CID | 1993 | W/out max cooling | MCK1079 |
| W250 | | | |
| 5.2L V8 5211cc 318 CID | 1993 | W/ max cooling | MCK1004 |
| 5.2L V8 5211cc 318 CID | 1993 | W/out max cooling | MCK1079 |
| 5.9L V8 360 CID | 1993 | W/ max cooling | MCK1004 |
| 5.9L V8 360 CID | 1993 | W/out max cooling | MCK1079 |
| W350 | | | |
| 5.9L V8 360 CID | 1993 | W/ max cooling | MCK1004 |
| 5.9L V8 360 CID | 1993 | W/out max cooling | MCK1079 |
| FORD | | | |
| AEROSTAR | | | |
| 3.0L V6 2986cc 182 CID | 1995-1997 | Base, XLT, XLT Plus, XLT Sport | MCK1017 |
| 4.0L V6 245 CID | 1990-1994 | Eddie Bauer, Eddie Bauer 4WD, Eddie Bauer E4WD, XL, XL 4WD, XL E4WD, XL Plus, XL Plus 4WD, XL Plus E4WD | MCK1013 |
| 4.0L V6 245 CID | 1990-1995 | Base 4WD | MCK1013 |
| 4.0L V6 245 CID | 1990-1997 | Base, XLT, XLT 4WD, XLT E4WD, XLT Plus, XLT Plus 4WD, XLT Plus E4WD | MCK1013 |
| 4.0L V6 245 CID | 1991-1994 | XL Sport | MCK1013 |
| 4.0L V6 245 CID | 1991-1997 | XLT Sport | MCK1013 |
| BRONCO | | | |
| 5.0L V8 302 CID | 1987-1996 | For A/C Belt | MCK1011 |
| 5.0L V8 302 CID | 1987-1996 | W/out A/C | MCK1010 |
| 5.8L V8 351 CID | 1988-1996 | For A/C Belt | MCK1011 |
| 5.8L V8 351 CID | 1988-1996 | W/out A/C | MCK1010 |
| CLUB WAGON | | | |
| 5.4L V8 330 CID | 1997-1998 | | MCK1026 |
| 5.8L V8 351 CID | 1995 | Chateau, XLT; For A/C Belt | MCK1011 |
| 5.8L V8 351 CID | 1995 | Chateau, XLT; W/out A/C | MCK1010 |
| 5.8L V8 351 CID | 1996 | W/ A/C | MCK1011 |
| 5.8L V8 351 CID | 1996 | W/out A/C | MCK1010 |
| E-150 | | | |
| 4.2L V6 256 CID | 2003 | | MCK1020 |
| 4.6L V8 281 CID | 2003-2007 | | MCK1026 |
| 4.6L V8 281 CID | 2010-2014 | Base, XL, XLT | MCK1026 |
| 5.4L V8 330 CID | 2003-2009 | | MCK1026 |
| 5.4L V8 330 CID | 2010-2014 | Base, XL, XLT | MCK1026 |
| E-150 CLUB WAGON | | | |
| 4.2L V6 256 CID | 2003 | | MCK1020 |
| 4.6L V8 281 CID | 2003-2005 | | MCK1026 |
| 5.4L V8 330 CID | 2003-2005 | | MCK1026 |
| E-150 ECONOLINE | | | |
| 4.2L V6 256 CID | 1997-2002 | | MCK1020 |
| 4.6L V8 281 CID | 1999 | Base | MCK1026 |
| 4.6L V8 281 CID | 1997-2002 | | MCK1026 |

| Engine | Years | Application Description | USMW |
|-----------------------------------|-----------|-------------------------------------|---------|
| 5.0L V8 302 CID | 1987-1996 | For A/C Belt | MCK1011 |
| 5.0L V8 302 CID | 1987-1996 | W/out A/C | MCK1010 |
| 5.4L V8 330 CID | 2007 | | MCK1026 |
| 5.4L V8 330 CID | 1997-2002 | | MCK1026 |
| 5.8L V8 351 CID | 1988-1996 | For A/C Belt | MCK1011 |
| 5.8L V8 351 CID | 1988-1996 | W/out A/C | MCK1010 |
| E-150 ECONOLINE CLUB WAGON | | | |
| 4.2L V6 256 CID | 1997-2002 | | MCK1020 |
| 4.6L V8 281 CID | 1997-2002 | | MCK1026 |
| 5.0L V8 302 CID | 1987-1996 | For A/C Belt | MCK1011 |
| 5.0L V8 302 CID | 1987-1996 | W/out A/C | MCK1010 |
| 5.4L V8 330 CID | 1997-2002 | | MCK1026 |
| 5.8L V8 351 CID | 1988-1996 | For A/C Belt | MCK1011 |
| 5.8L V8 351 CID | 1988-1996 | W/out A/C | MCK1010 |
| E-250 | | | |
| 4.2L V6 256 CID | 2003 | | MCK1020 |
| 4.6L V8 281 CID | 2003-2007 | | MCK1026 |
| 4.6L V8 281 CID | 2010-2014 | | MCK1026 |
| 5.4L V8 330 CID | 2003-2014 | | MCK1026 |
| E-250 ECONOLINE | | | |
| 4.2L V6 256 CID | 1997-2002 | | MCK1020 |
| 5.0L V8 302 CID | 1987-1991 | For A/C Belt | MCK1011 |
| 5.0L V8 302 CID | 1987-1991 | W/out A/C | MCK1010 |
| 5.4L V8 330 CID | 1997-2002 | | MCK1026 |
| 5.8L V8 351 CID | 1988-1996 | For A/C Belt | MCK1011 |
| 5.8L V8 351 CID | 1988-1996 | W/out A/C | MCK1010 |
| E-250 ECONOLINE CLUB WAGON | | | |
| 5.8L V8 351 CID | 1988-1991 | For A/C Belt | MCK1011 |
| 5.8L V8 351 CID | 1988-1991 | W/out A/C | MCK1010 |
| E-350 CLUB WAGON | | | |
| 5.4L V8 330 CID | 2003-2005 | | MCK1026 |
| 6.0L V8 363 CID | 2004-2005 | | MCK1072 |
| 6.8L V10 415 CID | 2003 | | MCK1021 |
| 6.8L V10 415 CID | 2005 | | MCK1021 |
| 7.3L V8 445 CID | 2003 | | MCK1024 |
| E-350 ECONOLINE | | | |
| 5.4L V8 330 CID | 1997-2000 | | MCK1026 |
| 5.4L V8 330 CID | 2007-2008 | | MCK1026 |
| 5.8L V8 351 CID | 1988-1996 | For A/C Belt | MCK1011 |
| 5.8L V8 351 CID | 1988-1996 | W/out A/C | MCK1010 |
| 6.8L V10 415 CID | 1997-1998 | | MCK1021 |
| 7.3L V8 445 CID | 1998 | | MCK1024 |
| 7.3L V8 445 CID | 1996-1997 | | MCK1025 |
| E-350 ECONOLINE CLUB WAGON | | | |
| 5.4L V8 330 CID | 1997-1998 | Chateau, Custom, XLT | MCK1026 |
| 5.4L V8 330 CID | 1997-2002 | | MCK1026 |
| 5.8L V8 351 CID | 1988-1996 | For A/C Belt | MCK1011 |
| 5.8L V8 351 CID | 1988-1996 | W/out A/C | MCK1010 |
| 6.8L V10 415 CID | 1997 | Chateau, Custom, XLT | MCK1021 |
| 6.8L V10 415 CID | 1997-2002 | | MCK1021 |
| 7.3L V8 445 CID | 1997 | Chateau, Custom, XLT | MCK1025 |
| 7.3L V8 445 CID | 1996-1997 | | MCK1025 |
| 7.3L V8 445 CID | 1998-2002 | | MCK1024 |
| E-350 SUPER DUTY | | | |
| 5.4L V8 330 CID | 1999-2009 | | MCK1026 |
| 5.4L V8 330 CID | 2010-2014 | Base, XL, XLT | MCK1026 |
| 6.0L V8 363 CID | 2004-2008 | | MCK1072 |
| 6.0L V8 363 CID | 2009-2010 | Base | MCK1072 |
| 6.8L V10 415 CID | 2007 | W/out A/C | MCK1021 |
| 6.8L V10 415 CID | 2007 | Built from 10/17/2006; For A/C Belt | MCK1022 |
| 6.8L V10 415 CID | 2010 | XLT; For A/C Belt | MCK1022 |
| 6.8L V10 415 CID | 2010 | XLT; W/out A/C | MCK1021 |
| 6.8L V10 415 CID | 2014 | Base, XL, XLT; For A/C Belt | MCK1022 |
| 6.8L V10 415 CID | 2014 | Base, XL, XLT; W/out A/C | MCK1021 |
| 6.8L V10 415 CID | 1999-2006 | | MCK1021 |
| 6.8L V10 415 CID | 2008-2010 | Base; For A/C Belt | MCK1022 |
| 6.8L V10 415 CID | 2008-2010 | Base; W/out A/C | MCK1021 |
| 6.8L V10 415 CID | 2009-2010 | XL; For A/C Belt | MCK1022 |

| Engine | Years | Application Description | USMW |
|-----------------------------------|-----------|---|---------|
| FORD (CONT.) | | | |
| E-350 SUPER DUTY (CONT.) | | | |
| 6.8L V10 415 CID | 2009-2010 | XL; W/out A/C | MCK1021 |
| 6.8L V10 415 CID | 2011-2013 | Base, XL, XLT; For A/C Belt | MCK1064 |
| 6.8L V10 415 CID | 2011-2013 | Base, XL, XLT; W/out A/C | MCK1063 |
| 7.3L V8 445 CID | 1999-2003 | | MCK1024 |
| E-450 ECONOLINE SUPER DUTY | | | |
| 5.4L V8 330 CID | 2000-2002 | | MCK1026 |
| 6.8L V10 415 CID | 2000-2002 | | MCK1021 |
| 7.3L V8 445 CID | 2000-2002 | | MCK1024 |
| E-450 SUPER DUTY | | | |
| 5.4L V8 330 CID | 2008-2014 | | MCK1026 |
| 6.0L V8 363 CID | 2004-2008 | | MCK1072 |
| 6.8L V10 415 CID | 2007 | Built from 10/17/2006; For A/C Belt | MCK1022 |
| 6.8L V10 415 CID | 2007 | Built to 10/16/2006; For A/C Belt | MCK1021 |
| 6.8L V10 415 CID | 2014 | For A/C Belt | MCK1022 |
| 6.8L V10 415 CID | 2014 | W/out A/C | MCK1021 |
| 6.8L V10 415 CID | 2003-2006 | | MCK1021 |
| 6.8L V10 415 CID | 2007-2010 | W/out A/C | MCK1021 |
| 6.8L V10 415 CID | 2008-2010 | For A/C Belt | MCK1022 |
| 6.8L V10 415 CID | 2011-2013 | For A/C Belt | MCK1064 |
| 6.8L V10 415 CID | 2011-2013 | W/out A/C | MCK1063 |
| 7.3L V8 445 CID | 2003 | | MCK1024 |
| E-550 ECONOLINE SUPER DUTY | | | |
| 6.8L V10 415 CID | 2002 | | MCK1021 |
| 7.3L V8 445 CID | 2002 | | MCK1024 |
| E-550 SUPER DUTY | | | |
| 6.8L V10 415 CID | 2003 | | MCK1021 |
| 7.3L V8 445 CID | 2003 | | MCK1024 |
| ECONOLINE | | | |
| 4.2L V6 256 CID | 2003 | | MCK1020 |
| 4.6L V8 281 CID | 2004-2006 | | MCK1026 |
| 5.4L V8 330 CID | 2002-2006 | | MCK1026 |
| ECONOLINE SUPER DUTY | | | |
| 5.4L V8 330 CID | 1999 | Custom | MCK1026 |
| 5.4L V8 330 CID | 1997-1998 | | MCK1026 |
| 5.8L V8 351 CID | 1996 | | MCK1011 |
| 6.8L V10 415 CID | 1997-1999 | | MCK1021 |
| 7.3L V8 445 CID | 1996-1997 | | MCK1025 |
| 7.3L V8 445 CID | 1998-1999 | | MCK1024 |
| EXCURSION | | | |
| 5.4L V8 330 CID | 2000-2005 | | MCK1030 |
| 6.0L V8 363 CID | 2005 | | MCK1072 |
| 6.0L V8 363 CID | 2003-2004 | | MCK1062 |
| 6.8L V10 415 CID | 2000-2005 | | MCK1021 |
| 7.3L V8 445 CID | 2000-2003 | | MCK1023 |
| EXPEDITION | | | |
| 4.6L V8 281 CID | 1997 | Eddie Bauer, XLT | MCK1026 |
| 4.6L V8 281 CID | 1997-2004 | | MCK1026 |
| 4.6L V8 4601cc 281 CID | 1997-1998 | | MCK1026 |
| 5.4L V8 330 CID | 1997 | Eddie Bauer, XLT | MCK1026 |
| 5.4L V8 330 CID | 2007 | Eddie Bauer, EL Eddie Bauer, EL Limited, EL XLT, Limited, Max Eddie Bauer, Max Limited, XLT | MCK1065 |
| 5.4L V8 330 CID | 2009 | Naturally Aspirated | MCK1028 |
| 5.4L V8 330 CID | 1997-2005 | | MCK1026 |
| 5.4L V8 5409cc 330 CID | 1997-1998 | | MCK1026 |
| 5.4L V8 5409cc 330 CID | 2007-2008 | | MCK1065 |
| EXPLORER | | | |
| 4.0L V6 245 CID | 1994 | W/ A/C; W/ automatic transmission | MCK1012 |
| 4.0L V6 245 CID | 1994 | W/ A/C; W/ manual transmission | MCK1013 |
| 4.0L V6 245 CID | 1997 | Limited | MCK1057 |
| 4.0L V6 245 CID | 2000 | Postal; VIN E, Postal; VIN X, VIN E; XL Fleet, VIN X; XL Fleet | MCK1012 |
| 4.0L V6 245 CID | 2001 | | MCK1057 |
| 4.0L V6 245 CID | 2003 | Sport XLS, Sport XLT | MCK1057 |
| 4.0L V6 245 CID | 1991-1993 | W/out A/C | MCK1013 |

| Engine | Years | Application Description | USMW |
|----------------------------|-----------|--|---------|
| 4.0L V6 245 CID | 1991-1993 | Max Cooling (A/C) | MCK1012 |
| 4.0L V6 245 CID | 1995-1996 | | MCK1012 |
| 4.0L V6 245 CID | 1997-1999 | VIN E; XL, VIN X; XL | MCK1012 |
| 4.0L V6 245 CID | 1997-2000 | Eddie Bauer; VIN E, Sport; VIN E, Sport; VIN X, VIN E; XLT, VIN X; XLT | MCK1012 |
| 4.0L V6 245 CID | 1998-2000 | Limited; VIN E | MCK1057 |
| 4.0L V6 245 CID | 1999-2000 | VIN E; XLS, VIN X; XLS | MCK1012 |
| 4.0L V6 245 CID | 2001-2003 | Sport | MCK1057 |
| 4.0L V6 245 CID | 2002-2003 | Eddie Bauer, Limited, Postal, XLS, XLT | MCK1101 |
| 4.0L V6 245 CID | 2004-2005 | | MCK1101 |
| 4.0L V6 245 CID | 2006-2010 | | MCK1102 |
| 4.6L V8 281 CID | 2004 | NBX | MCK1029 |
| 4.6L V8 281 CID | 2006 | Eddie Bauer, Limited, XLT | MCK1031 |
| 4.6L V8 281 CID | 2010 | Eddie Bauer, Limited | MCK1031 |
| 4.6L V8 281 CID | 2002-2005 | Eddie Bauer, Limited, XLT | MCK1029 |
| 4.6L V8 281 CID | 2004-2005 | XLT Sport | MCK1029 |
| 4.6L V8 281 CID | 2007-2009 | | MCK1031 |
| 4.6L V8 4601cc 281 CID | 2006 | XLT | MCK1031 |
| 4.6L V8 4601cc 281 CID | 2007-2009 | | MCK1031 |
| 5.0L V8 302 CID | 1996-2001 | Eddie Bauer, Limited, XLT | MCK1018 |
| 5.0L V8 302 CID | 1999-2000 | XLS | MCK1018 |
| EXPLORER SPORT TRAC | | | |
| 4.0L V6 245 CID | 2001-2005 | | MCK1057 |
| 4.0L V6 245 CID | 2007-2010 | Limited, XLT | MCK1102 |
| 4.6L V8 281 CID | 2007-2009 | XLT, | MCK1031 |
| 4.6L V8 281 CID | 2007-2010 | Limited | MCK1031 |
| F SUPER DUTY | | | |
| 7.3L V8 445 CID | 1996-1997 | | MCK1025 |
| F-150 | | | |
| 4.2L V6 256 CID | 1997-2000 | Base | MCK1019 |
| 4.2L V6 256 CID | 1997-2008 | XL, XLT | MCK1019 |
| 4.2L V6 256 CID | 1998-1999 | Austera | MCK1019 |
| 4.2L V6 256 CID | 2004-2008 | Flotillera | MCK1019 |
| 4.2L V6 256 CID | 2005-2008 | STX | MCK1019 |
| 4.6L V8 281 CID | 1997 | | MCK1026 |
| 4.6L V8 281 CID | 2008 | FX2, THE 60TH ANNIVERSARY EDITION, XTR | MCK1065 |
| 4.6L V8 281 CID | 1998-2000 | Base | MCK1026 |
| 4.6L V8 281 CID | 1998-2003 | Lariat | MCK1026 |
| 4.6L V8 281 CID | 1998-2006 | XL, XLT | MCK1026 |
| 4.6L V8 281 CID | 2001-2003 | King Ranch | MCK1026 |
| 4.6L V8 281 CID | 2004-2006 | STX | MCK1026 |
| 4.6L V8 281 CID | 2007-2008 | STX, XL, XLT | MCK1065 |
| 4.6L V8 281 CID | 2009-2010 | STX, XL, XLT | MCK1028 |
| 5.0L V8 302 CID | 1990 | For A/C Belt | MCK1011 |
| 5.0L V8 302 CID | 1990 | W/out A/C | MCK1010 |
| 5.0L V8 302 CID | 1995 | Eddie Bauer, Special; For A/C Belt | MCK1011 |
| 5.0L V8 302 CID | 1995 | Eddie Bauer, Special; W/out A/C | MCK1010 |
| 5.0L V8 302 CID | 1996 | For A/C Belt | MCK1011 |
| 5.0L V8 302 CID | 1996 | W/out A/C | MCK1010 |
| 5.0L V8 302 CID | 1987-1989 | Custom, XL, XLT Lariat; For A/C Belt | MCK1011 |
| 5.0L V8 302 CID | 1987-1989 | Custom, XL, XLT Lariat; W/out A/C | MCK1010 |
| 5.0L V8 302 CID | 1991-1992 | Custom, XLT Lariat; For A/C Belt | MCK1011 |
| 5.0L V8 302 CID | 1991-1992 | Custom, XLT Lariat; W/out A/C | MCK1010 |
| 5.0L V8 302 CID | 1991-1995 | XL; For A/C Belt | MCK1011 |
| 5.0L V8 302 CID | 1991-1995 | XL; W/out A/C | MCK1010 |
| 5.0L V8 302 CID | 1993-1995 | XL; For A/C Belt | MCK1011 |
| 5.0L V8 302 CID | 1993-1995 | XL; W/out A/C | MCK1010 |
| 5.4L V8 330 CID | 1997 | | MCK1026 |
| 5.4L V8 330 CID | 2006 | Harley-Davidson Edition | MCK1026 |
| 5.4L V8 330 CID | 2008 | Limited, THE 60TH ANNIVERSARY EDITION, XTR | MCK1065 |
| 5.4L V8 330 CID | 1998-2000 | Base | MCK1026 |
| 5.4L V8 330 CID | 1998-2006 | Lariat, XL, XLT | MCK1026 |
| 5.4L V8 330 CID | 2000-2003 | Harley-Davidson Edition | MCK1026 |
| 5.4L V8 330 CID | 2001-2003 | King Ranch | MCK1026 |
| 5.4L V8 330 CID | 2002-2003 | Lightning | MCK1026 |
| 5.4L V8 330 CID | 2004-2006 | FX4 | MCK1026 |
| 5.4L V8 330 CID | 2005-2006 | King Ranch | MCK1026 |

| Engine | Years | Application Description | USMW |
|-------------------------|-----------|--|---------|
| FOR (CONT.) | | | |
| F-150 (CONT.) | | | |
| 5.4L V8 330 CID | 2007-2008 | FX2, FX4, Harley-Davidson Edition, King Ranch, Lariat, XL, XLT | MCK1065 |
| 5.8L V8 351 CID | 1990 | For A/C Belt | MCK1011 |
| 5.8L V8 351 CID | 1990 | W/out A/C | MCK1010 |
| 5.8L V8 351 CID | 1995 | Eddie Bauer, Special; For A/C Belt | MCK1011 |
| 5.8L V8 351 CID | 1995 | Eddie Bauer, Special; W/out A/C | MCK1010 |
| 5.8L V8 351 CID | 1996 | For A/C Belt | MCK1011 |
| 5.8L V8 351 CID | 1996 | W/out A/C | MCK1010 |
| 5.8L V8 351 CID | 1988-1989 | Custom, XL, XLT Lariat; For A/C Belt | MCK1011 |
| 5.8L V8 351 CID | 1988-1989 | Custom, XL, XLT Lariat; W/out A/C | MCK1010 |
| 5.8L V8 351 CID | 1991-1992 | Custom, XLT Lariat; For A/C Belt | MCK1011 |
| 5.8L V8 351 CID | 1991-1992 | Custom, XLT Lariat; W/out A/C | MCK1010 |
| 5.8L V8 351 CID | 1991-1995 | XL; For A/C Belt | MCK1011 |
| 5.8L V8 351 CID | 1991-1995 | XL; W/out A/C | MCK1010 |
| 5.8L V8 351 CID | 1993-1995 | Lightning, XLT; For A/C Belt | MCK1011 |
| 5.8L V8 351 CID | 1993-1995 | Lightning, XLT; W/out A/C | MCK1010 |
| F-150 HERITAGE | | | |
| 4.2L V6 256 CID | 2004 | XL, XLT | MCK1019 |
| 4.6L V8 281 CID | 2004 | XL, XLT | MCK1026 |
| 5.4L V8 330 CID | 2004 | SVT Lightning, XL, XLT | MCK1026 |
| F-250 | | | |
| 4.6L V8 281 CID | 1997-1999 | Base, Lariat, XL, XLT | MCK1026 |
| 4.9L V8 4949cc 302 CID | 1995 | For A/C Belt | MCK1011 |
| 4.9L V8 4949cc 302 CID | 1995 | W/out A/C | MCK1010 |
| 5.0L V8 302 CID | 1991 | For A/C Belt | MCK1011 |
| 5.0L V8 302 CID | 1991 | W/out A/C | MCK1010 |
| 5.0L V8 302 CID | 1992 | Custom, XLT Lariat; For A/C Belt | MCK1011 |
| 5.0L V8 302 CID | 1992 | Custom, XLT Lariat; W/out A/C | MCK1010 |
| 5.0L V8 302 CID | 1993 | For A/C Belt | MCK1011 |
| 5.0L V8 302 CID | 1993 | W/out A/C | MCK1010 |
| 5.0L V8 302 CID | 1995 | For A/C Belt | MCK1011 |
| 5.0L V8 302 CID | 1995 | W/out A/C | MCK1010 |
| 5.0L V8 302 CID | 1996 | XL, XLT, Eddie Bauer, Special; For A/C Belt | MCK1011 |
| 5.0L V8 302 CID | 1996 | XL, XLT, Eddie Bauer, Special; W/out A/C | MCK1010 |
| 5.0L V8 302 CID | 1987-1989 | For A/C Belt | MCK1011 |
| 5.0L V8 302 CID | 1987-1989 | W/out A/C | MCK1010 |
| 5.0L V8 302 CID | 1992-1994 | XL; For A/C Belt | MCK1011 |
| 5.0L V8 302 CID | 1992-1994 | XL; W/out A/C | MCK1010 |
| 5.0L V8 302 CID | 1993-1994 | XLT; For A/C Belt | MCK1011 |
| 5.0L V8 302 CID | 1993-1994 | XLT; W/out A/C | MCK1010 |
| 5.0L V8 4949cc 302 CID | 1992 | Custom; For A/C Belt | MCK1011 |
| 5.0L V8 4949cc 302 CID | 1992 | Custom; W/out A/C | MCK1010 |
| 5.0L V8 4949cc 302 CID | 1993 | For A/C Belt | MCK1011 |
| 5.0L V8 4949cc 302 CID | 1993 | W/out A/C | MCK1010 |
| 5.4L V8 330 CID | 1997-1999 | Base, Lariat, XL, XLT | MCK1026 |
| 5.8L V8 351 CID | 1992 | Custom, XLT Lariat; For A/C Belt | MCK1011 |
| 5.8L V8 351 CID | 1992 | Custom, XLT Lariat; W/out A/C | MCK1010 |
| 5.8L V8 351 CID | 1995 | For A/C Belt | MCK1011 |
| 5.8L V8 351 CID | 1995 | W/out A/C | MCK1010 |
| 5.8L V8 351 CID | 1988-1991 | For A/C Belt | MCK1011 |
| 5.8L V8 351 CID | 1988-1991 | W/out A/C | MCK1010 |
| 5.8L V8 351 CID | 1992-1996 | XL; For A/C Belt | MCK1011 |
| 5.8L V8 351 CID | 1992-1996 | XL; W/out A/C | MCK1010 |
| 5.8L V8 351 CID | 1993-1996 | XLT; For A/C Belt | MCK1011 |
| 5.8L V8 351 CID | 1993-1996 | XLT; W/out A/C | MCK1010 |
| 5.8L V8 351 CID | 1995-1996 | Eddie Bauer, Special; For A/C Belt | MCK1011 |
| 5.8L V8 351 CID | 1995-1996 | Eddie Bauer, Special; W/out A/C | MCK1010 |
| 5.8L V8 5752cc 351 CID | 1993 | XLT; For A/C Belt | MCK1011 |
| 5.8L V8 5752cc 351 CID | 1993 | XLT; W/out A/C | MCK1010 |
| 5.8L V8 5752cc 351 CID | 1995 | For A/C Belt | MCK1011 |
| 5.8L V8 5752cc 351 CID | 1995 | W/out A/C | MCK1010 |
| 7.3L V8 445 CID | 1996 | Eddie Bauer, Special, XL, XLT | MCK1025 |
| F-250 SUPER DUTY | | | |
| 5.4L V8 330 CID | 2004 | King Ranch, Lariat, XL, XLT; For A/C Belt | MCK1030 |
| 5.4L V8 330 CID | 2005 | King Ranch, Lariat, XL, XLT; Built from 11/21/2004; For A/C Belt | MCK1026 |

| Engine | Years | Application Description | USMW |
|-------------------------|-----------|--|---------|
| 5.4L V8 330 CID | 2005 | King Ranch, Lariat, XL, XLT; Built to 11/20/2004; For A/C Belt | MCK1030 |
| 5.4L V8 330 CID | 1999-2003 | For A/C Belt | MCK1030 |
| 5.4L V8 330 CID | 1999-2003 | W/out A/C | MCK1026 |
| 5.4L V8 330 CID | 2004-2005 | King Ranch, Lariat, XL, XLT; W/out A/C | MCK1026 |
| 5.4L V8 330 CID | 2006-2007 | King Ranch, Lariat, XL, XLT | MCK1026 |
| 5.4L V8 330 CID | 2008-2009 | FX4; For A/C Belt | MCK1026 |
| 5.4L V8 330 CID | 2008-2009 | FX4; W/out A/C | MCK1027 |
| 5.4L V8 330 CID | 2008-2010 | King Ranch, Lariat, XL, XLT; For A/C Belt | MCK1026 |
| 5.4L V8 330 CID | 2008-2010 | King Ranch, Lariat, XL, XLT; W/out A/C | MCK1027 |
| 5.4L V8 330 CID | 2009-2010 | Cabela's; For A/C Belt | MCK1026 |
| 5.4L V8 330 CID | 2009-2010 | Cabela's; W/out A/C | MCK1027 |
| 6.0L V8 363 CID | 2004 | King Ranch, Lariat, XL, XLT | MCK1062 |
| 6.0L V8 363 CID | 2003-2004 | | MCK1062 |
| 6.0L V8 363 CID | 2005-2007 | King Ranch, Lariat, XL, XLT | MCK1072 |
| 6.2L V8 6210cc 379 CID | 2011-2014 | King Ranch, Lariat, XL, XLT | MCK1052 |
| 6.2L V8 6210cc 379 CID | 2013-2014 | Platinum | MCK1052 |
| 6.8L V10 415 CID | 2010 | Cabela's, King Ranch, Lariat, XL, XLT | MCK1064 |
| 6.8L V10 415 CID | 1999-2005 | | MCK1021 |
| 6.8L V10 415 CID | 2004-2007 | King Ranch, Lariat, XL, XLT | MCK1021 |
| 6.8L V10 415 CID | 2008-2009 | King Ranch, Lariat, XL, XLT | MCK1022 |
| 7.3L V8 445 CID | 1999-2003 | | MCK1023 |
| F-350 | | | |
| 5.8L V8 351 CID | 1993 | XLT; For A/C Belt | MCK1011 |
| 5.8L V8 351 CID | 1993 | XLT; W/out A/C | MCK1010 |
| 5.8L V8 351 CID | 1996 | XL, XLT, Special; For A/C Belt | MCK1011 |
| 5.8L V8 351 CID | 1996 | XL, XLT, Special; W/out A/C | MCK1010 |
| 5.8L V8 351 CID | 1997 | For A/C Belt | MCK1011 |
| 5.8L V8 351 CID | 1997 | W/out A/C | MCK1010 |
| 5.8L V8 351 CID | 1988-1992 | Custom, XLT Lariat; For A/C Belt | MCK1011 |
| 5.8L V8 351 CID | 1988-1992 | Custom, XLT Lariat; W/out A/C | MCK1010 |
| 5.8L V8 351 CID | 1988-1993 | XL; For A/C Belt | MCK1011 |
| 5.8L V8 351 CID | 1988-1993 | XL; W/out A/C | MCK1010 |
| 5.8L V8 351 CID | 1994-1995 | For A/C Belt | MCK1011 |
| 5.8L V8 351 CID | 1994-1995 | W/out A/C | MCK1010 |
| 5.8L V8 5752cc 351 CID | 1995 | For A/C Belt | MCK1011 |
| 5.8L V8 5752cc 351 CID | 1995 | W/out A/C | MCK1010 |
| 7.3L V8 445 CID | 1996 | Special, XL, XLT | MCK1025 |
| 7.3L V8 445 CID | 1997 | | MCK1025 |
| F-350 SUPER DUTY | | | |
| 5.4L V8 330 CID | 2004 | King Ranch, Lariat, XL, XLT; For A/C Belt | MCK1030 |
| 5.4L V8 330 CID | 2005 | King Ranch, Lariat, XL, XLT; Built from 11/21/2004; For A/C Belt | MCK1026 |
| 5.4L V8 330 CID | 2005 | King Ranch, Lariat, XL, XLT; Built to 11/20/2004; For A/C Belt | MCK1030 |
| 5.4L V8 330 CID | 1999-2003 | For A/C Belt | MCK1030 |
| 5.4L V8 330 CID | 1999-2003 | W/out A/C | MCK1026 |
| 5.4L V8 330 CID | 2004-2005 | King Ranch, Lariat, XL, XLT; W/out A/C | MCK1026 |
| 5.4L V8 330 CID | 2006-2007 | King Ranch, Lariat, XL, XLT | MCK1026 |
| 5.4L V8 330 CID | 2008-2009 | FX4; For A/C Belt | MCK1026 |
| 5.4L V8 330 CID | 2008-2009 | FX4; W/out A/C | MCK1027 |
| 5.4L V8 330 CID | 2008-2010 | King Ranch, Lariat, XL, XLT; For A/C Belt | MCK1026 |
| 5.4L V8 330 CID | 2008-2010 | King Ranch, Lariat, XL, XLT; W/out A/C | MCK1027 |
| 5.4L V8 330 CID | 2009-2010 | Cabela's; For A/C Belt | MCK1026 |
| 5.4L V8 330 CID | 2009-2010 | Cabela's; W/out A/C | MCK1027 |
| 6.0L V8 363 CID | 2004 | King Ranch, Lariat, XL, XLT | MCK1062 |
| 6.0L V8 363 CID | 2003-2004 | | MCK1062 |
| 6.0L V8 363 CID | 2005-2007 | King Ranch, Lariat, XL, XLT | MCK1072 |
| 6.2L V8 6210cc 379 CID | 2011-2014 | King Ranch, Lariat, XL, XLT | MCK1052 |
| 6.2L V8 6210cc 379 CID | 2013-2014 | Platinum | MCK1052 |
| 6.8L V10 415 CID | 2010 | Cabela's, King Ranch, Lariat, XL, XLT | MCK1064 |
| 6.8L V10 415 CID | 1999-2005 | | MCK1021 |
| 6.8L V10 415 CID | 2004-2007 | King Ranch, Lariat, XL, XLT | MCK1021 |
| 6.8L V10 415 CID | 2008-2009 | King Ranch, Lariat, XL, XLT | MCK1022 |
| 7.3L V8 445 CID | 1999-2003 | | MCK1023 |
| F-450 | | | |
| 6.8L V10 415 CID | 1999 | | MCK1021 |
| 6.8L V10 415 CID | 2008 | | MCK1022 |
| 6.8L V10 415 CID | 2001-2007 | | MCK1021 |

| Engine | Years | Application Description | USMW |
|------------------------------|-----------|--|---------|
| FORD (CONT.) | | | |
| F-450 (CONT.) | | | |
| 6.8L V10 6751cc 412 CID 2000 | | | MCK1021 |
| F-450 SUPER DUTY | | | |
| 6.0L V8 363 CID | 2003-2004 | | MCK1062 |
| 6.0L V8 363 CID | 2005-2007 | | MCK1072 |
| 6.8L V10 415 CID | 2008 | | MCK1022 |
| 6.8L V10 415 CID | 2010 | Lariat | MCK1064 |
| 6.8L V10 415 CID | 2014 | XL, XLT | MCK1022 |
| 6.8L V10 415 CID | 1999-2007 | | MCK1021 |
| 6.8L V10 415 CID | 2010-2013 | XL, XLT | MCK1064 |
| 6.8L V10 6751cc 412 CID 2000 | | | MCK1021 |
| 7.3L V8 445 CID | 1999-2003 | | MCK1023 |
| F53 | | | |
| 6.8L V10 415 CID | 2002 | | MCK1021 |
| 6.8L V10 415 CID | 2014 | | MCK1022 |
| 6.8L V10 415 CID | 2012-2013 | | MCK1064 |
| F-550 | | | |
| 6.8L V10 6751cc 412 CID 2010 | | | MCK1064 |
| F-550 SUPER DUTY | | | |
| 6.0L V8 363 CID | 2003-2004 | Lariat, XL, XLT | MCK1062 |
| 6.0L V8 363 CID | 2005-2007 | Lariat, XL, XLT | MCK1072 |
| 6.8L V10 415 CID | 2008 | XL, XLT, Lariat, | MCK1022 |
| 6.8L V10 415 CID | 2014 | XL, XLT | MCK1022 |
| 6.8L V10 415 CID | 1999-2007 | | MCK1021 |
| 6.8L V10 415 CID | 2003-2007 | Lariat, XL, XLT | MCK1021 |
| 6.8L V10 415 CID | 2009-2010 | Lariat | MCK1064 |
| 6.8L V10 415 CID | 2009-2013 | XL, XLT | MCK1064 |
| 7.3L V8 445 CID | 2003 | Lariat, XL, XLT | MCK1023 |
| 7.3L V8 445 CID | 1999-2002 | | MCK1023 |
| RANGER | | | |
| 2.3L L4 140 CID | 1995 | XL Sport, | MCK1014 |
| 2.3L L4 140 CID | 1997 | Sport | MCK1014 |
| 2.3L L4 140 CID | 1995-1997 | Splash, XL, XLT | MCK1014 |
| 2.5L L4 153 CID | 1998 | Splash; For A/C Belt | MCK1015 |
| 2.5L L4 153 CID | 1998 | Splash; W/out A/C | MCK1014 |
| 2.5L L4 153 CID | 1998-2001 | XL, XLT; For A/C Belt | MCK1015 |
| 2.5L L4 153 CID | 1998-2001 | XL, XLT; W/out A/C | MCK1014 |
| 3.0L V6 182 CID | 2002 | Sport, XLT | MCK1016 |
| 3.0L V6 2986cc 182 CID | 1995 | XL Sport; W/ max cooling | MCK1017 |
| 3.0L V6 2986cc 182 CID | 1995 | XL Sport; W/out max cooling | MCK1016 |
| 3.0L V6 2986cc 182 CID | 1997 | Sport; W/ max cooling | MCK1017 |
| 3.0L V6 2986cc 182 CID | 1997 | Sport; W/out max cooling | MCK1016 |
| 3.0L V6 2986cc 182 CID | 1998 | Splash | MCK1016 |
| 3.0L V6 2986cc 182 CID | 2005 | Edge | MCK1016 |
| 3.0L V6 2986cc 182 CID | 1995-1997 | Splash, XL, XLT; W/ max cooling | MCK1017 |
| 3.0L V6 2986cc 182 CID | 1995-1997 | Splash, XL, XLT; W/out max cooling | MCK1016 |
| 3.0L V6 2986cc 182 CID | 1998-2002 | XL, XLT | MCK1016 |
| 3.0L V6 2986cc 182 CID | 2001-2002 | Edge | MCK1016 |
| 3.0L V6 2986cc 182 CID | 2003-2004 | | MCK1016 |
| 3.0L V6 2986cc 182 CID | 2005-2007 | STX | MCK1016 |
| 3.0L V6 2986cc 182 CID | 2005-2008 | XL, XLT | MCK1016 |
| 3.0L V6 2986cc 182 CID | 2006-2008 | Sport | MCK1016 |
| 4.0L V6 245 CID | 1990 | Custom, S Plus, STX, XLT, W/ automatic transmission | MCK1013 |
| 4.0L V6 245 CID | 1990 | Custom, S Plus, STX, XLT; W/ manual transmission | MCK1012 |
| 4.0L V6 245 CID | 1991 | Sport, STX, XLT, Custom; W/ max cooling | MCK1012 |
| 4.0L V6 245 CID | 1991 | Sport, STX, XLT, Custom; W/out max cooling | MCK1013 |
| 4.0L V6 245 CID | 1993 | Sport, STX, XL, XLT; W/ max cooling | MCK1012 |
| 4.0L V6 245 CID | 1993 | Sport, STX, XL, XLT; W/out max cooling | MCK1013 |
| 4.0L V6 245 CID | 1995 | Splash, XL, XL Sport, XLT, | MCK1012 |
| 4.0L V6 245 CID | 1997 | Sport, XL, XLT, , Splash; W/out max cooling | MCK1013 |
| 4.0L V6 245 CID | 1997 | Sport; W/ max cooling | MCK1012 |
| 4.0L V6 245 CID | 1998 | Splash | MCK1013 |
| 4.0L V6 245 CID | 2001 | Edge | MCK1100 |
| 4.0L V6 245 CID | 2001 | XL | MCK1057 |
| 4.0L V6 245 CID | 2002 | Edge | MCK1057 |

| Engine | Years | Application Description | USMW |
|-----------------------|-----------|---|---------|
| 4.0L V6 245 CID | 2002 | XL | MCK1100 |
| 4.0L V6 245 CID | 2003 | | MCK1057 |
| 4.0L V6 245 CID | 2004 | Tremor | MCK1057 |
| 4.0L V6 245 CID | 1991-1994 | W/ max cooling | MCK1012 |
| 4.0L V6 245 CID | 1991-1994 | W/out max cooling | MCK1013 |
| 4.0L V6 245 CID | 1996-1997 | Splash, XL, XLT; W/ max cooling | MCK1012 |
| 4.0L V6 245 CID | 1998-2000 | XL, XLT | MCK1013 |
| 4.0L V6 245 CID | 2001-2002 | XLT | MCK1057 |
| 4.0L V6 245 CID | 2004-2005 | Edge | MCK1057 |
| 4.0L V6 245 CID | 2004-2011 | XLT | MCK1057 |
| 4.0L V6 245 CID | 2005-2008 | FX4 | MCK1057 |
| 4.0L V6 245 CID | 2005-2011 | XL | MCK1057 |
| 4.0L V6 245 CID | 2006-2007 | STX | MCK1057 |
| 4.0L V6 245 CID | 2006-2011 | Sport | MCK1057 |
| GMC | | | |
| C1500 | | | |
| 4.3L V6 262 CID | 1988-1989 | Stamped #GJ, HS | MCK1009 |
| 4.3L V6 262 CID | 1988-1995 | Stamped #AR, AX, BD, GP, HK, JM | MCK1036 |
| 4.3L V6 262 CID | 1988-1995 | Stamped #DD, GG, GN | MCK1037 |
| 4.3L V6 262 CID | 1990-1991 | Stamped #HS | MCK1009 |
| 4.3L V6 262 CID | 1992-1993 | Stamped #GJ, HS | MCK1009 |
| 4.3L V6 262 CID | 1993-1995 | Stamped #GK | MCK1038 |
| 4.3L V6 262 CID | 1994-1995 | Stamped #BT, GM, HL | MCK1039 |
| 4.3L V6 262 CID | 1996-1998 | For A/C Belt; Towing Package | MCK1001 |
| 4.3L V6 262 CID | 1996-1998 | W/out A/C | MCK1002 |
| 5.0L V8 305 CID | 1988 | Stamped #DE | MCK1039 |
| 5.0L V8 305 CID | 1999 | | MCK1001 |
| 5.0L V8 305 CID | 1988-1989 | Stamped #GJ, HS | MCK1009 |
| 5.0L V8 305 CID | 1988-1995 | Stamped #AR, AX, BD, GP, HK, JM | MCK1036 |
| 5.0L V8 305 CID | 1988-1995 | Stamped #DD, GG, GN | MCK1037 |
| 5.0L V8 305 CID | 1992-1995 | Stamped #BT, GM, HL | MCK1039 |
| 5.0L V8 305 CID | 1996-1998 | For A/C Belt; Towing Package | MCK1001 |
| 5.0L V8 305 CID | 1996-1998 | W/out A/C | MCK1002 |
| 5.7L V8 350 CID | 1999 | | MCK1001 |
| 5.7L V8 350 CID | 1988-1989 | Stamped #GJ, HS | MCK1009 |
| 5.7L V8 350 CID | 1988-1995 | Stamped #AR, AX, BD, GP, HK, JM | MCK1036 |
| 5.7L V8 350 CID | 1988-1995 | Stamped #DD, GG, GN | MCK1037 |
| 5.7L V8 350 CID | 1990-1991 | Stamped #HS | MCK1009 |
| 5.7L V8 350 CID | 1992-1993 | Stamped #GJ, HS | MCK1009 |
| 5.7L V8 350 CID | 1992-1994 | | MCK1036 |
| 5.7L V8 350 CID | 1993-1995 | Stamped #GK | MCK1038 |
| 5.7L V8 350 CID | 1994-1995 | Stamped #BT, GM, HL | MCK1039 |
| 5.7L V8 350 CID | 1996-1998 | For A/C Belt; Towing Package | MCK1001 |
| 5.7L V8 350 CID | 1996-1998 | W/out A/C | MCK1002 |
| C1500 SUBURBAN | | | |
| 5.7L V8 350 CID | 1995 | Stamped #AR, AX, BD, GP, HK, JM | MCK1036 |
| 5.7L V8 350 CID | 1992-1993 | Stamped #GJ, HS | MCK1009 |
| 5.7L V8 350 CID | 1992-1995 | Stamped #DD, GG, GN | MCK1037 |
| 5.7L V8 350 CID | 1993-1995 | Stamped #GK | MCK1038 |
| 5.7L V8 350 CID | 1994-1995 | Stamped #BT, GM, HL | MCK1039 |
| 5.7L V8 350 CID | 1996-1999 | For A/C Belt; Towing Package | MCK1001 |
| 5.7L V8 350 CID | 1996-1999 | W/out A/C | MCK1002 |
| C2500 | | | |
| 4.3L V6 262 CID | 1993 | Stamped #GK | MCK1038 |
| 4.3L V6 262 CID | 1988-1989 | Stamped #GJ, HS | MCK1009 |
| 4.3L V6 262 CID | 1988-1993 | Stamped #AR, AX, BD, GP, HK, JM | MCK1036 |
| 4.3L V6 262 CID | 1988-1993 | Stamped #DD, GG, GN | MCK1037 |
| 4.3L V6 262 CID | 1990-1991 | Stamped #HS | MCK1009 |
| 4.3L V6 262 CID | 1992-1993 | Stamped #GJ, HS | MCK1009 |
| 4.3L V6 262 CID | 1994-1995 | Sierra SL, Sierra SLE; Stamped #AR, AX, BD, GP, HK, JM | MCK1036 |
| 4.3L V6 262 CID | 1994-1995 | Sierra SL, Sierra SLE; Stamped #BT, GM, HL | MCK1039 |
| 4.3L V6 262 CID | 1994-1995 | Sierra SL, Sierra SLE; Stamped #DD, GG, GN | MCK1037 |
| 4.3L V6 262 CID | 1994-1995 | Sierra SL, Sierra SLE; Stamped #GK | MCK1038 |
| 5.0L V8 305 CID | 1990 | Stamped #HS | MCK1009 |
| 5.0L V8 305 CID | 1988-1989 | Stamped #GJ, HS | MCK1009 |
| 5.0L V8 305 CID | 1988-1995 | Stamped #AR, AX, BD, GP, HK, JM | MCK1036 |
| 5.0L V8 305 CID | 1988-1995 | Stamped #DD, GG, GN | MCK1037 |

MAX COOLING KITS

| Engine | Years | Application Description | USMW |
|------------------------|-----------|---|---------|
| GMC (CONT.) | | | |
| C2500 (CONT.) | | | |
| 5.0L V8 305 CID | 1992-1995 | Stamped #BT, GM, HL | MCK1039 |
| 5.0L V8 305 CID | 1996-1998 | For A/C Belt; Towing Package | MCK1001 |
| 5.0L V8 305 CID | 1996-1998 | W/out A/C | MCK1002 |
| 5.7L V8 350 CID | 1988-1989 | Stamped #GJ, HS | MCK1009 |
| 5.7L V8 350 CID | 1988-1995 | Stamped #AR, AX, BD, GP, HK, JM | MCK1036 |
| 5.7L V8 350 CID | 1988-1995 | Stamped #DD, GG, GN | MCK1037 |
| 5.7L V8 350 CID | 1990-1991 | Stamped #HS | MCK1009 |
| 5.7L V8 350 CID | 1992-1993 | Stamped #GJ, HS | MCK1009 |
| 5.7L V8 350 CID | 1993-1995 | Stamped #GK | MCK1038 |
| 5.7L V8 350 CID | 1994-1995 | Stamped #BT, GM, HL | MCK1039 |
| 5.7L V8 350 CID | 1996-2000 | For A/C Belt; Towing Package | MCK1001 |
| 5.7L V8 350 CID | 1996-2000 | W/out A/C | MCK1002 |
| 6.5L V8 395 CID | 2000 | | MCK1044 |
| 7.4L V8 454 CID | 1991-2000 | | MCK1035 |
| C2500 SUBURBAN | | | |
| 5.7L V8 350 CID | 1992-1993 | Stamped #GJ, HS | MCK1009 |
| 5.7L V8 350 CID | 1992-1995 | Stamped #AR, AX, BD, GP, HK, JM | MCK1036 |
| 5.7L V8 350 CID | 1992-1995 | Stamped #DD, GG, GN | MCK1037 |
| 5.7L V8 350 CID | 1993-1995 | Stamped #GK | MCK1038 |
| 5.7L V8 350 CID | 1994-1995 | Stamped #BT, GM, HL | MCK1039 |
| 5.7L V8 350 CID | 1996-1999 | For A/C Belt; Towing Package | MCK1001 |
| 5.7L V8 350 CID | 1996-1999 | W/out A/C | MCK1002 |
| 7.4L V8 454 CID | 1992-1999 | | MCK1035 |
| C3500 | | | |
| 5.7L V8 350 CID | 1994 | Stamped #BT, GM, HL | MCK1039 |
| 5.7L V8 350 CID | 1995 | Stamped #BT, GM, HL, GK | MCK1038 |
| 5.7L V8 350 CID | 1988-1989 | Stamped #GJ, HS | MCK1009 |
| 5.7L V8 350 CID | 1988-1995 | Stamped #DD, GG, GN | MCK1037 |
| 5.7L V8 350 CID | 1990-1991 | Stamped #HS | MCK1009 |
| 5.7L V8 350 CID | 1992-1993 | Stamped #GJ, HS | MCK1009 |
| 5.7L V8 350 CID | 1993-1994 | Stamped #GK | MCK1038 |
| 5.7L V8 350 CID | 1996-2000 | For A/C Belt; Towing Package | MCK1001 |
| 5.7L V8 350 CID | 1996-2000 | W/out A/C | MCK1002 |
| 6.5L V8 395 CID | 2000 | | MCK1044 |
| 7.4L V8 454 CID | 1988-2000 | | MCK1035 |
| C3500HD | | | |
| 6.5L V8 395 CID | 2000-2002 | | MCK1044 |
| 7.4L V8 454 CID | 1998-2000 | | MCK1035 |
| 8.1L V8 496 CID | 2001-2002 | | MCK1047 |
| C4500 TOPKICK | | | |
| 8.1L V8 496 CID | 2003-2009 | C4C042, C4E042, C4U042, C4V042 | MCK1046 |
| 8.1L V8 496 CID | 2005-2009 | C4C044, C4E044 | MCK1046 |
| C5500 TOPKICK | | | |
| 8.1L V8 496 CID | 2003-2009 | C5C042, C5E042, C5U042, C5V042 | MCK1046 |
| 8.1L V8 496 CID | 2005-2009 | C5C044, C5E044 | MCK1046 |
| CANYON | | | |
| 2.8L L4 2770cc 169 CID | 2004 | SL, SLE, Z71 SL, Z71 SLE, Z85 SL, Z85 SLE | MCK1048 |
| 2.8L L4 2770cc 169 CID | 2005 | | MCK1048 |
| 2.8L L4 2770cc 169 CID | 2006 | SL, SLE, WT | MCK1048 |
| 2.9L L4 2921cc 178 CID | 2007-2008 | SL | MCK1048 |
| 2.9L L4 2921cc 178 CID | 2007-2012 | SLE, WT | MCK1048 |
| 2.9L L4 2921cc 178 CID | 2008-2009 | SLT | MCK1048 |
| 3.5L L5 3460cc 211 CID | 2006 | SLE, SLT, WT | MCK1049 |
| 3.5L L5 3460cc 211 CID | 2004-2005 | | MCK1049 |
| 3.7L L5 3654cc 223 CID | 2009 | | MCK1049 |
| 3.7L L5 3654cc 223 CID | 2007-2008 | Base | MCK1049 |
| 3.7L L5 3654cc 223 CID | 2007-2012 | SLE, SLT, WT | MCK1049 |
| 5.3L V8 5328cc 325 CID | 2009-2012 | SLT | MCK1056 |
| 5.3L V8 5328cc 325 CID | 2010-2012 | SLE | MCK1056 |
| ENVOY | | | |
| 4.2L L6 256 CID | 2002-2004 | | MCK1008 |
| 4.2L L6 256 CID | 2005-2007 | SLE, SLT | MCK1008 |
| 4.2L L6 256 CID | 2008-2009 | SLE, SLT | MCK1050 |
| 5.3L V8 5328cc 325 CID | 2007 | Denali | MCK1058 |
| 5.3L V8 5328cc 325 CID | 2005-2006 | Denali | MCK2001 |
| 5.3L V8 5328cc 325 CID | 2008-2009 | Denali | MCK1059 |

| Engine | Years | Application Description | USMW |
|------------------------|-----------|---|---------|
| ENVOY XL | | | |
| 4.2L L6 256 CID | 2002-2004 | | MCK1008 |
| 4.2L L6 256 CID | 2005-2006 | SLE, SLT | MCK1008 |
| 5.3L V8 5328cc 325 CID | 2006 | Denali | MCK2001 |
| 5.3L V8 5328cc 325 CID | 2003-2005 | | MCK2001 |
| ENVOY XUV | | | |
| 4.2L L6 256 CID | 2004-2005 | | MCK1008 |
| 5.3L V8 5328cc 325 CID | 2004-2005 | | MCK2001 |
| G1500 | | | |
| 4.3L V6 262 CID | 1987-1989 | Stamped #DE, HS | MCK1039 |
| 4.3L V6 262 CID | 1987-1991 | Stamped #HS | MCK1009 |
| 4.3L V6 262 CID | 1987-1993 | Stamped #GG, GN, SJ | MCK1037 |
| 4.3L V6 262 CID | 1987-1993 | Stamped #GR, SH, GE, HK, SG, QD, OF | MCK1038 |
| 4.3L V6 262 CID | 1988-1993 | Stamped #GP, SA, SB, SR, RB, HS, GB, GC | MCK1037 |
| 4.3L V6 262 CID | 1994-1995 | Vandura, Vandura; Stamped #GP, SA, SB, SR, RB, HS, GB, GC | MCK1037 |
| 4.3L V6 262 CID | 1994-1995 | Vandura; Stamped #GR, SH, GE, HK, SG, QD, OF | MCK1038 |
| 5.0L V8 305 CID | 1987-1989 | Stamped #DE, HS | MCK1039 |
| 5.0L V8 305 CID | 1987-1991 | Stamped #HS | MCK1009 |
| 5.0L V8 305 CID | 1987-1995 | Stamped #GG, GN, SJ | MCK1037 |
| 5.0L V8 305 CID | 1987-1995 | Stamped #GR, SH, GE, HK, SG, QD, OF | MCK1038 |
| 5.0L V8 305 CID | 1988-1995 | Stamped #GP, SA, SB, SR, RB, HS, GB, GC | MCK1037 |
| 5.7L V8 350 CID | 1987-1988 | Rally, Rally STX; Stamped #DE, HS | MCK1039 |
| 5.7L V8 350 CID | 1987-1988 | Rally, Rally STX; Stamped #GG, GN, SJ | MCK1037 |
| 5.7L V8 350 CID | 1987-1993 | Rally, Rally STX; Stamped #GR, SH, GE, HK, SG, QD, OF | MCK1038 |
| 5.7L V8 350 CID | 1988-1993 | Rally, Rally STX; Stamped #GP, SA, SB, SR, RB, HS, GB, GC | MCK1037 |
| 5.7L V8 350 CID | 1989-1991 | Rally, Rally STX; Stamped #HS | MCK1009 |
| 5.7L V8 350 CID | 1990-1993 | Rally, Rally STX; Stamped #GG, GN, SJ | MCK1037 |
| G2500 | | | |
| 4.3L V6 262 CID | 1987-1989 | Stamped #DE, HS | MCK1039 |
| 4.3L V6 262 CID | 1987-1991 | Stamped #HS | MCK1009 |
| 4.3L V6 262 CID | 1987-1995 | Stamped #GG, GN, SJ | MCK1037 |
| 4.3L V6 262 CID | 1987-1995 | Stamped #GR, SH, GE, HK, SG, QD, OF | MCK1038 |
| 4.3L V6 262 CID | 1988-1995 | Stamped #GP, SA, SB, SR, RB, HS, GB, GC | MCK1037 |
| 5.0L V8 305 CID | 1987-1989 | Stamped #DE, HS | MCK1039 |
| 5.0L V8 305 CID | 1987-1991 | Stamped #HS | MCK1009 |
| 5.0L V8 305 CID | 1987-1995 | Stamped #GG, GN, SJ | MCK1037 |
| 5.0L V8 305 CID | 1987-1995 | Stamped #GR, SH, GE, HK, SG, QD, OF | MCK1038 |
| 5.0L V8 305 CID | 1988-1995 | Stamped #GP, SA, SB, SR, RB, HS, GB, GC | MCK1037 |
| 5.7L V8 350 CID | 1990 | Stamped #GG, GN, SJ | MCK1037 |
| 5.7L V8 350 CID | 1992 | Stamped #GG, GN, SJ | MCK1037 |
| 5.7L V8 350 CID | 1987-1988 | Stamped #DE, HS | MCK1039 |
| 5.7L V8 350 CID | 1987-1995 | Stamped #GR, SH, GE, HK, SG, QD, OF | MCK1038 |
| 5.7L V8 350 CID | 1988-1991 | Stamped #GP, SA, SB, SR, RB, HS, GB, GC | MCK1037 |
| 5.7L V8 350 CID | 1989-1991 | Stamped #HS | MCK1009 |
| 5.7L V8 350 CID | 1993-1995 | Stamped #GP, SA, SB, SR, RB, HS, GB, GC | MCK1037 |
| G3500 | | | |
| 4.3L V6 262 CID | 1987-1989 | Vandura, Vandura Special; Stamped #DE, HS | MCK1039 |
| 4.3L V6 262 CID | 1987-1991 | Vandura, Vandura Special; Stamped #HS | MCK1009 |
| 4.3L V6 262 CID | 1987-1995 | Vandura, Vandura Special; Stamped #GG, GN, SJ | MCK1037 |
| 4.3L V6 262 CID | 1988-1995 | Vandura, Vandura Special; Stamped #GP, SA, SB, SR, RB, HS, GB, GC | MCK1037 |
| 4.3L V6 262 CID | 1992-1995 | Vandura, Vandura Special | MCK1037 |
| 5.7L V8 350 CID | 1989 | Stamped #DE, HS | MCK1039 |
| 5.7L V8 350 CID | 1992 | Stamped #SL | MCK1009 |
| 5.7L V8 350 CID | 1987-1988 | Magnavan, Rally, Rally Camper Special, Rally STX, Vandura, Vandura Special; Stamped #DE, HS | MCK1039 |
| 5.7L V8 350 CID | 1987-1988 | Magnavan, Rally, Rally Camper Special, Rally STX, Vandura, Vandura Special; Stamped #GP, SA, SB, SR, RB, HS, GB, GC | MCK1037 |
| 5.7L V8 350 CID | 1989-1991 | Stamped #HS | MCK1009 |
| 5.7L V8 350 CID | 1989-1995 | Stamped #GP, SA, SB, SR, RB, HS, GB, GC | MCK1037 |
| 5.7L V8 350 CID | 1993-1995 | | MCK1037 |

| Engine | Years | Application Description | USMW |
|-----------------------|-----------|---|---------|
| 7.4L V8 454 CID | 1988 | Magnavan | MCK1035 |
| 7.4L V8 454 CID | 1996 | Rally Camper Special, Vandura Special | MCK1035 |
| 7.4L V8 454 CID | 1989-1996 | | MCK1035 |
| JIMMY | | | |
| 4.3L V6 262 CID | 1994 | | MCK1009 |
| 4.3L V6 262 CID | 1995 | W/ heavy duty heater | MCK1037 |
| 4.3L V6 262 CID | 1995 | W/out heavy duty heater | MCK1009 |
| 4.3L V6 262 CID | 1996 | SLS, Base, SL, SLE, SLT | MCK1001 |
| 4.3L V6 262 CID | 2001 | SL; Exc.Heavy Duty Heater | MCK1001 |
| 4.3L V6 262 CID | 2001 | SL; Heavy Duty Heater | MCK1002 |
| 4.3L V6 262 CID | 2002 | SLS | MCK1001 |
| 4.3L V6 262 CID | 1992-1993 | Stamped #GM | MCK1037 |
| 4.3L V6 262 CID | 1992-1993 | Stamped #RW, SN, gat | MCK1009 |
| 4.3L V6 262 CID | 1997-1999 | SL; Exc.Heavy Duty Heater | MCK1001 |
| 4.3L V6 262 CID | 1997-1999 | SL; Heavy Duty Heater | MCK1002 |
| 4.3L V6 262 CID | 1997-2001 | SLE, SLS, SLT; Exc.Heavy Duty Heater | MCK1001 |
| 4.3L V6 262 CID | 1997-2001 | SLE, SLS, SLT; Heavy Duty Heater | MCK1002 |
| 4.3L V6 262 CID | 1998-2000 | Envoy; Heavy Duty Heater | MCK1002 |
| 4.3L V6 262 CID | 1998-2000 | Envoy; W/out heavy duty heater | MCK1001 |
| 4.3L V6 262 CID | 2000-2001 | Diamond Edition; Exc.Heavy Duty Heater | MCK1001 |
| 4.3L V6 262 CID | 2000-2001 | Diamond Edition; Heavy Duty Heater | MCK1002 |
| 5.7L V8 350 CID | 1989-1991 | Stamped #GG | MCK1037 |
| 5.7L V8 350 CID | 1989-1991 | Stamped #HK, HL | MCK1036 |
| 5.7L V8 350 CID | 1989-1991 | Stamped #HS, DE, GB | MCK1009 |
| K1500 | | | |
| 4.3L V6 262 CID | 1991 | Stamped #HS | MCK1009 |
| 4.3L V6 262 CID | 1988-1990 | Stamped #GJ, HS | MCK1009 |
| 4.3L V6 262 CID | 1988-1995 | Stamped #AR, AX, BD, GP, HK, JM | MCK1036 |
| 4.3L V6 262 CID | 1988-1995 | Stamped #DD, GG, GN | MCK1037 |
| 4.3L V6 262 CID | 1992-1993 | Stamped #GJ, HS | MCK1009 |
| 4.3L V6 262 CID | 1993-1995 | Stamped #GK | MCK1038 |
| 4.3L V6 262 CID | 1994-1995 | Stamped #BT, GM, HL | MCK1039 |
| 4.3L V6 262 CID | 1996-1998 | For A/C Belt; Towing Package | MCK1001 |
| 4.3L V6 262 CID | 1996-1998 | W/out A/C | MCK1002 |
| 5.0L V8 305 CID | 1988-1989 | Stamped #GJ, HS | MCK1009 |
| 5.0L V8 305 CID | 1988-1995 | Stamped #AR, AX, BD, GP, HK, JM | MCK1036 |
| 5.0L V8 305 CID | 1988-1995 | Stamped #DD, GG, GN | MCK1037 |
| 5.0L V8 305 CID | 1992-1995 | Stamped #BT, GM, HL | MCK1039 |
| 5.0L V8 305 CID | 1996-1999 | For A/C Belt; Towing Package | MCK1001 |
| 5.0L V8 305 CID | 1996-1999 | W/out A/C | MCK1002 |
| 5.7L V8 350 CID | 1991 | Stamped #HS | MCK1009 |
| 5.7L V8 350 CID | 1988-1990 | Stamped #GJ, HS | MCK1009 |
| 5.7L V8 350 CID | 1988-1995 | Stamped #AR, AX, BD, GP, HK, JM | MCK1036 |
| 5.7L V8 350 CID | 1988-1995 | Stamped #DD, GG, GN | MCK1037 |
| 5.7L V8 350 CID | 1992-1993 | Stamped #GJ, HS | MCK1009 |
| 5.7L V8 350 CID | 1992-1994 | | MCK1036 |
| 5.7L V8 350 CID | 1993-1995 | Stamped #GK | MCK1038 |
| 5.7L V8 350 CID | 1994-1995 | Stamped #BT, GM, HL | MCK1039 |
| 5.7L V8 350 CID | 1996-1999 | For A/C Belt; Towing Package | MCK1001 |
| 5.7L V8 350 CID | 1996-1999 | W/out A/C | MCK1002 |
| K1500 SUBURBAN | | | |
| 5.7L V8 350 CID | 1995 | Stamped #AR, AX, BD, GP, HK, JM | MCK1036 |
| 5.7L V8 350 CID | 1992-1994 | Stamped #GJ, HS | MCK1009 |
| 5.7L V8 350 CID | 1992-1995 | Stamped #DD, GG, GN | MCK1037 |
| 5.7L V8 350 CID | 1993-1995 | Stamped #GK | MCK1038 |
| 5.7L V8 350 CID | 1994-1995 | Stamped #BT, GM, HL | MCK1039 |
| 5.7L V8 350 CID | 1996-1999 | For A/C Belt; Towing Package | MCK1001 |
| 5.7L V8 350 CID | 1996-1999 | W/out A/C | MCK1002 |
| K2500 | | | |
| 4.3L V6 262 CID | 1991 | Stamped #HS | MCK1009 |
| 4.3L V6 262 CID | 1993 | Stamped #GK | MCK1038 |
| 4.3L V6 262 CID | 1988-1990 | Stamped #GJ, HS | MCK1009 |
| 4.3L V6 262 CID | 1988-1993 | Stamped #AR, AX, BD, GP, HK, JM | MCK1036 |
| 4.3L V6 262 CID | 1988-1993 | Stamped #DD, GG, GN | MCK1037 |
| 4.3L V6 262 CID | 1992-1993 | Stamped #GJ, HS | MCK1009 |
| 4.3L V6 262 CID | 1994-1995 | Sierra SL, Sierra SLE; Stamped #AR, AX, BD, GP, HK, JM | MCK1036 |
| 4.3L V6 262 CID | 1994-1995 | Sierra SL, Sierra SLE; Stamped #BT, GM, HL | MCK1039 |
| 4.3L V6 262 CID | 1994-1995 | Sierra SL, Sierra SLE; Stamped #DD, GG, GN | MCK1037 |

| Engine | Years | Application Description | USMW |
|-----------------------|-----------|------------------------------------|---------|
| 4.3L V6 262 CID | 1994-1995 | Sierra SL, Sierra SLE; Stamped #GK | MCK1038 |
| 5.0L V8 305 CID | 1998 | For A/C Belt; Towing Package | MCK1001 |
| 5.0L V8 305 CID | 1998 | W/out A/C | MCK1002 |
| 5.0L V8 305 CID | 1988-1989 | Stamped #GJ, HS | MCK1009 |
| 5.0L V8 305 CID | 1988-1995 | Stamped #AR, AX, BD, GP, HK, JM | MCK1036 |
| 5.0L V8 305 CID | 1988-1995 | Stamped #DD, GG, GN | MCK1037 |
| 5.0L V8 305 CID | 1992-1995 | Stamped #BT, GM, HL | MCK1039 |
| 5.7L V8 350 CID | 1991 | Stamped #HS | MCK1009 |
| 5.7L V8 350 CID | 1988-1990 | Stamped #GJ, HS | MCK1009 |
| 5.7L V8 350 CID | 1988-1995 | Stamped #AR, AX, BD, GP, HK, JM | MCK1036 |
| 5.7L V8 350 CID | 1988-1995 | Stamped #DD, GG, GN | MCK1037 |
| 5.7L V8 350 CID | 1992-1993 | Stamped #GJ, HS | MCK1009 |
| 5.7L V8 350 CID | 1993-1995 | Stamped #GK | MCK1038 |
| 5.7L V8 350 CID | 1994-1995 | Stamped #BT, GM, HL | MCK1039 |
| 5.7L V8 350 CID | 1996-2000 | For A/C Belt; Towing Package | MCK1001 |
| 5.7L V8 350 CID | 1996-2000 | W/out A/C | MCK1002 |
| 6.5L V8 395 CID | 2000 | | MCK1044 |
| 7.4L V8 454 CID | 1991-2000 | | MCK1035 |
| K2500 SUBURBAN | | | |
| 5.7L V8 350 CID | 1992-1994 | Stamped #GJ, HS | MCK1009 |
| 5.7L V8 350 CID | 1992-1995 | Stamped #AR, AX, BD, GP, HK, JM | MCK1036 |
| 5.7L V8 350 CID | 1992-1995 | Stamped #DD, GG, GN | MCK1037 |
| 5.7L V8 350 CID | 1993-1995 | Stamped #GK | MCK1038 |
| 5.7L V8 350 CID | 1994-1995 | Stamped #BT, GM, HL | MCK1039 |
| 5.7L V8 350 CID | 1996-2000 | For A/C Belt; Towing Package | MCK1001 |
| 5.7L V8 350 CID | 1996-1999 | W/out A/C | MCK1002 |
| 7.4L V8 454 CID | 1992-1999 | | MCK1035 |
| K3500 | | | |
| 5.7L V8 350 CID | 1988-1989 | Stamped #GJ, HS | MCK1009 |
| 5.7L V8 350 CID | 1988-1995 | Stamped #DD, GG, GN | MCK1037 |
| 5.7L V8 350 CID | 1990-1991 | Stamped #HS | MCK1009 |
| 5.7L V8 350 CID | 1992-1994 | Stamped #GJ, HS | MCK1009 |
| 5.7L V8 350 CID | 1993-1995 | Stamped #GK | MCK1038 |
| 5.7L V8 350 CID | 1994-1995 | Stamped #BT, GM, HL | MCK1039 |
| 5.7L V8 350 CID | 1996-2000 | For A/C Belt; Towing Package | MCK1001 |
| 5.7L V8 350 CID | 1996-2000 | W/out A/C | MCK1002 |
| 6.5L V8 395 CID | 2000 | | MCK1044 |
| 7.4L V8 454 CID | 1988-2000 | | MCK1035 |
| P3500 | | | |
| 4.3L V6 262 CID | 1996-1999 | | MCK1001 |
| 5.7L V8 350 CID | 1996-1999 | | MCK1042 |
| 6.5L V8 395 CID | 1999 | | MCK1044 |
| 7.4L V8 454 CID | 1998-1999 | | MCK1035 |
| R1500 SUBURBAN | | | |
| 5.7L V8 350 CID | 1989-1991 | Stamped #GG | MCK1037 |
| 5.7L V8 350 CID | 1989-1991 | Stamped #HK, HL | MCK1036 |
| 5.7L V8 350 CID | 1989-1991 | Stamped #HS, DE, GB | MCK1009 |
| R2500 SUBURBAN | | | |
| 5.7L V8 350 CID | 1989 | Stamped #HK, HL | MCK1036 |
| 5.7L V8 350 CID | 1991 | Stamped #HK, HL | MCK1036 |
| 5.7L V8 350 CID | 1989-1991 | Stamped #GG | MCK1037 |
| 5.7L V8 350 CID | 1989-1991 | Stamped #HS, DE, GB | MCK1009 |
| 7.4L V8 454 CID | 1988-1991 | | MCK1035 |
| S15 | | | |
| 2.8L V6 173 CID | 1987-1990 | For A/C Belt | MCK1033 |
| 2.8L V6 173 CID | 1987-1990 | W/out A/C | MCK1034 |
| 4.3L V6 262 CID | 1988-1990 | For A/C Belt; Stamped #GT, RW | MCK1009 |
| 4.3L V6 262 CID | 1988-1990 | W/out A/C | MCK1037 |
| S15 JIMMY | | | |
| 2.8L V6 173 CID | 1987-1989 | For A/C Belt | MCK1033 |
| 2.8L V6 173 CID | 1987-1989 | W/out A/C | MCK1034 |
| 4.3L V6 262 CID | 1990 | Sold in United States; W/out A/C | MCK1040 |
| 4.3L V6 262 CID | 1990 | W/ A/C | MCK1009 |
| 4.3L V6 262 CID | 1991 | Stamped #GM | MCK1037 |
| 4.3L V6 262 CID | 1991 | Stamped #RW, SN, gat | MCK1009 |
| 4.3L V6 262 CID | 1988-1989 | For A/C Belt; Stamped #GT, RW | MCK1009 |
| 4.3L V6 262 CID | 1988-1989 | W/out A/C | MCK1037 |
| 4.3L V6 262 CID | 1988-1990 | Stamped #GH; W/out A/C | MCK1037 |

MAX COOLING KITS



MAX COOLING KIT APPLICATION GUIDE

USMW
Professional Series

| Engine | Years | Application Description | USMW |
|------------------------|-----------|----------------------------|---------|
| SAFARI | | | |
| 4.3L V6 262 CID | 1990 | Stamped #DH | MCK1009 |
| 4.3L V6 262 CID | 1995 | | MCK1009 |
| 4.3L V6 262 CID | 1987-1989 | Stamped #NP, HE | MCK1038 |
| 4.3L V6 262 CID | 1987-1994 | Stamped #HV, NK | MCK1009 |
| 4.3L V6 262 CID | 1987-1994 | Stamped #NH | MCK1037 |
| 4.3L V6 262 CID | 1990-1994 | Stamped #HE, GK, SS | MCK1038 |
| 4.3L V6 262 CID | 1996-2005 | | MCK1001 |
| SAVANA 1500 | | | |
| 4.3L V6 262 CID | 1996-2002 | W/out A/C | MCK1002 |
| 4.3L V6 262 CID | 1996-2006 | For A/C Belt | MCK1001 |
| 4.3L V6 262 CID | 2003-2006 | W/out A/C | MCK1041 |
| 4.3L V6 262 CID | 2007-2012 | Base; For A/C Belt | MCK1001 |
| 4.3L V6 262 CID | 2007-2012 | Base; W/out A/C | MCK1041 |
| 4.3L V6 4293cc 262 CID | 2013 | Base; For A/C Belt | MCK1001 |
| 4.3L V6 4293cc 262 CID | 2013 | Base; W/out A/C | MCK1041 |
| 5.0L V8 305 CID | 1996-2002 | For A/C Belt | MCK1001 |
| 5.0L V8 305 CID | 1996-2002 | W/out A/C | MCK1002 |
| 5.3L V8 5328cc 325 CID | 2003-2006 | For A/C Belt | MCK1007 |
| 5.3L V8 5328cc 325 CID | 2003-2006 | W/out A/C | MCK1069 |
| 5.3L V8 5328cc 325 CID | 2007-2009 | For A/C Belt | MCK1055 |
| 5.3L V8 5328cc 325 CID | 2007-2009 | W/out A/C | MCK1054 |
| 5.3L V8 5328cc 325 CID | 2009-2013 | Base, LS, LT; For A/C Belt | MCK1055 |
| 5.3L V8 5328cc 325 CID | 2009-2013 | Base, LS, LT; W/out A/C | MCK1054 |
| 5.7L V8 350 CID | 1996-2002 | For A/C Belt | MCK1001 |
| 5.7L V8 350 CID | 1996-2002 | W/out A/C | MCK1002 |
| SAVANA 2500 | | | |
| 4.3L V6 262 CID | 1996-1998 | Base; For A/C Belt | MCK1001 |
| 4.3L V6 262 CID | 1996-1998 | Base; W/out A/C | MCK1002 |
| 4.3L V6 262 CID | 1999-2002 | W/out A/C | MCK1002 |
| 4.3L V6 262 CID | 1999-2005 | For A/C Belt | MCK1001 |
| 4.3L V6 262 CID | 2003-2005 | W/out A/C | MCK1041 |
| 4.8L V8 294 CID | 2003-2006 | For A/C Belt | MCK1007 |
| 4.8L V8 294 CID | 2003-2006 | W/out A/C | MCK1069 |
| 4.8L V8 294 CID | 2007-2013 | Base; For A/C Belt | MCK1055 |
| 4.8L V8 294 CID | 2007-2013 | Base; W/out A/C | MCK1054 |
| 5.0L V8 305 CID | 1996-2002 | For A/C Belt | MCK1001 |
| 5.0L V8 305 CID | 1996-2002 | W/out A/C | MCK1002 |
| 5.3L V8 5328cc 325 CID | 2003 | Base; For A/C Belt | MCK1007 |
| 5.3L V8 5328cc 325 CID | 2003 | Base; W/out A/C | MCK1069 |
| 5.3L V8 5328cc 325 CID | 2003-2005 | For A/C Belt | MCK1007 |
| 5.3L V8 5328cc 325 CID | 2003-2005 | W/out A/C | MCK1069 |
| 5.7L V8 350 CID | 1996-2002 | For A/C Belt | MCK1001 |
| 5.7L V8 350 CID | 1996-2002 | W/out A/C | MCK1002 |
| 6.0L V8 5967cc 364 CID | 2007 | Base; For A/C Belt | MCK1055 |
| 6.0L V8 5967cc 364 CID | 2007 | Base; W/out A/C | MCK1054 |
| 6.0L V8 5967cc 364 CID | 2003-2006 | For A/C Belt | MCK1007 |
| 6.0L V8 5967cc 364 CID | 2003-2006 | W/out A/C | MCK1069 |
| 6.0L V8 5967cc 364 CID | 2008-2009 | For A/C Belt | MCK1055 |
| 6.0L V8 5967cc 364 CID | 2008-2009 | W/out A/C | MCK1054 |
| 6.0L V8 5967cc 364 CID | 2010-2013 | Base, LS, LT; For A/C Belt | MCK1055 |
| 6.0L V8 5967cc 364 CID | 2010-2013 | Base, LS, LT; W/out A/C | MCK1054 |
| SAVANA 3500 | | | |
| 4.8L V8 294 CID | 2005 | For A/C Belt | MCK1007 |
| 4.8L V8 294 CID | 2005 | W/out A/C | MCK1069 |
| 4.8L V8 294 CID | 2006 | Base; For A/C Belt | MCK1007 |
| 4.8L V8 294 CID | 2006 | Base; W/out A/C | MCK1069 |
| 4.8L V8 294 CID | 2007-2013 | Base; For A/C Belt | MCK1055 |
| 4.8L V8 294 CID | 2007-2013 | Base; W/out A/C | MCK1054 |
| 5.7L V8 350 CID | 1996-2002 | For A/C Belt | MCK1001 |
| 5.7L V8 350 CID | 1996-2002 | W/out A/C | MCK1002 |
| 6.0L V8 5967cc 364 CID | 2003-2006 | For A/C Belt | MCK1007 |
| 6.0L V8 5967cc 364 CID | 2003-2006 | W/out A/C | MCK1069 |
| 6.0L V8 5967cc 364 CID | 2007-2009 | For A/C Belt | MCK1055 |
| 6.0L V8 5967cc 364 CID | 2007-2009 | W/out A/C | MCK1054 |
| 6.0L V8 5967cc 364 CID | 2010-2013 | Base, LS, LT; For A/C Belt | MCK1055 |
| 6.0L V8 5967cc 364 CID | 2010-2013 | Base, LS, LT; W/out A/C | MCK1054 |
| 7.4L V8 454 CID | 1996-2000 | | MCK1035 |
| 8.1L V8 496 CID | 2001-2002 | | MCK1047 |

| Engine | Years | Application Description | USMW |
|-------------------------------|-----------|--------------------------|---------|
| SAVANA 4500 | | | |
| 6.0L V8 5967cc 364 CID | 2009-2013 | For A/C Belt | MCK1055 |
| 6.0L V8 5967cc 364 CID | 2009-2013 | W/out A/C | MCK1054 |
| SIERRA 1500 | | | |
| 4.3L V6 262 CID | 2002 | HT; For A/C Belt | MCK1001 |
| 4.3L V6 262 CID | 2002 | HT; W/out A/C | MCK1041 |
| 4.3L V6 262 CID | 1999-2000 | For A/C Belt | MCK1001 |
| 4.3L V6 262 CID | 1999-2000 | W/out A/C | MCK1041 |
| 4.3L V6 262 CID | 2001-2003 | SL; For A/C Belt | MCK1001 |
| 4.3L V6 262 CID | 2001-2003 | SL; W/out A/C | MCK1041 |
| 4.3L V6 262 CID | 2001-2004 | SLE, SLT; For A/C Belt | MCK1001 |
| 4.3L V6 262 CID | 2001-2004 | SLE, SLT; W/out A/C | MCK1041 |
| 4.3L V6 262 CID | 2002-2004 | Base, WT; For A/C Belt | MCK1001 |
| 4.3L V6 262 CID | 2002-2004 | Base, WT; W/out A/C | MCK1041 |
| 4.8L V8 294 CID | 2002 | HT; For A/C Belt | MCK1007 |
| 4.8L V8 294 CID | 2002 | HT; W/out A/C | MCK1069 |
| 4.8L V8 294 CID | 2005 | Base | MCK1007 |
| 4.8L V8 294 CID | 2006 | SL | MCK1007 |
| 4.8L V8 294 CID | 1999-2000 | For A/C Belt | MCK1007 |
| 4.8L V8 294 CID | 1999-2000 | W/out A/C | MCK1069 |
| 4.8L V8 294 CID | 2001-2003 | SL; For A/C Belt | MCK1007 |
| 4.8L V8 294 CID | 2001-2003 | SL; W/out A/C | MCK1069 |
| 4.8L V8 294 CID | 2001-2004 | SLE, SLT; For A/C Belt | MCK1007 |
| 4.8L V8 294 CID | 2001-2004 | SLE, SLT; W/out A/C | MCK1069 |
| 4.8L V8 294 CID | 2002-2004 | Base, WT; For A/C Belt | MCK1007 |
| 4.8L V8 294 CID | 2002-2004 | Base, WT; W/out A/C | MCK1069 |
| 4.8L V8 294 CID | 2005-2006 | SLE, WT | MCK1007 |
| 5.3L V8 5328cc 325 CID | 2002 | HT; For A/C Belt | MCK1007 |
| 5.3L V8 5328cc 325 CID | 2002 | HT; W/out A/C | MCK1069 |
| 5.3L V8 5328cc 325 CID | 2005 | Base | MCK1007 |
| 5.3L V8 5328cc 325 CID | 2006 | SL | MCK1007 |
| 5.3L V8 5328cc 325 CID | 1999-2000 | For A/C Belt | MCK1007 |
| 5.3L V8 5328cc 325 CID | 1999-2000 | W/out A/C | MCK1069 |
| 5.3L V8 5328cc 325 CID | 2001-2003 | SL; For A/C Belt | MCK1007 |
| 5.3L V8 5328cc 325 CID | 2001-2003 | SL; W/out A/C | MCK1069 |
| 5.3L V8 5328cc 325 CID | 2001-2004 | SLE, SLT; For A/C Belt | MCK1007 |
| 5.3L V8 5328cc 325 CID | 2001-2004 | SLE, SLT; W/out A/C | MCK1069 |
| 5.3L V8 5328cc 325 CID | 2002-2004 | Base, WT; For A/C Belt | MCK1007 |
| 5.3L V8 5328cc 325 CID | 2002-2004 | Base, WT; W/out A/C | MCK1069 |
| 5.3L V8 5328cc 325 CID | 2005-2006 | Hybrid, SLE, SLT, WT | MCK1007 |
| 6.0L V8 5967cc 364 CID | 2001 | C3; For A/C Belt | MCK1007 |
| 6.0L V8 5967cc 364 CID | 2001 | C3; W/out A/C | MCK1069 |
| 6.0L V8 5967cc 364 CID | 2005 | SLE, SLT; For A/C Belt | MCK1007 |
| 6.0L V8 5967cc 364 CID | 2005 | SLE, SLT; W/out A/C | MCK1069 |
| 6.0L V8 5967cc 364 CID | 2006 | Denali, SLE, SLT | MCK1007 |
| 6.0L V8 5967cc 364 CID | 2002-2005 | Denali; For A/C Belt | MCK1007 |
| 6.0L V8 5967cc 364 CID | 2002-2005 | Denali; W/out A/C | MCK1069 |
| SIERRA 1500 CLASSIC | | | |
| 4.8L V8 294 CID | 2007 | SL, SLE, WT | MCK1055 |
| 5.3L V8 5328cc 325 CID | 2007 | Hybrid, SL, SLE, SLT, WT | MCK1055 |
| 6.0L V8 5967cc 364 CID | 2007 | Denali, SLE, SLT | MCK1055 |
| SIERRA 1500 HD | | | |
| 6.0L V8 5967cc 364 CID | 2001-2003 | W/ A/C | MCK1007 |
| 6.0L V8 5967cc 364 CID | 2005-2006 | | MCK1007 |
| SIERRA 1500 HD CLASSIC | | | |
| 6.0L V8 5967cc 364 CID | 2007 | | MCK1055 |
| SIERRA 2500 | | | |
| 5.3L V8 5328cc 325 CID | 1999-2000 | For A/C Belt | MCK1007 |
| 5.3L V8 5328cc 325 CID | 1999-2000 | W/out A/C | MCK1069 |
| 6.0L V8 5967cc 364 CID | 1999-2000 | For A/C Belt | MCK1007 |
| 6.0L V8 5967cc 364 CID | 1999-2000 | W/out A/C | MCK1069 |
| 6.0L V8 5967cc 364 CID | 2001-2004 | W/ A/C | MCK1007 |
| SIERRA 2500 HD | | | |
| 6.0L V8 5967cc 364 CID | 2010 | SLE, SLT, WT | MCK1055 |
| 6.0L V8 5967cc 364 CID | 2001-2006 | For A/C Belt | MCK1007 |
| 6.0L V8 5967cc 364 CID | 2001-2006 | W/out A/C | MCK1069 |
| 6.0L V8 5967cc 364 CID | 2007-2009 | | MCK1055 |
| 6.0L V8 5967cc 364 CID | 2011-2013 | Denali, SLE, SLT, WT | MCK1053 |

| Engine | Years | Application Description | USMW |
|-------------------------------|-----------|---|---------|
| GMC (CONT.) | | | |
| SIERRA 2500 HD (CONT.) | | | |
| 8.1L V8 496 CID | 2001-2006 | | MCK1045 |
| SIERRA 2500 HD CLASSIC | | | |
| 6.0L V8 5967cc 364 CID | 2007 | | MCK1055 |
| 8.1L V8 496 CID | 2007 | | MCK1045 |
| SIERRA 3500 | | | |
| 6.0L V8 5967cc 364 CID | 2001-2006 | For A/C Belt | MCK1007 |
| 6.0L V8 5967cc 364 CID | 2001-2006 | W/out A/C | MCK1069 |
| 8.1L V8 496 CID | 2001-2006 | | MCK1045 |
| SIERRA 3500 CLASSIC | | | |
| 6.0L V8 5967cc 364 CID | 2007 | | MCK1055 |
| 8.1L V8 496 CID | 2007 | | MCK1045 |
| SIERRA 3500 HD | | | |
| 6.0L V8 5967cc 364 CID | 2010 | SLE, SLT, WT | MCK1055 |
| 6.0L V8 5967cc 364 CID | 2007-2009 | | MCK1055 |
| 6.0L V8 5967cc 364 CID | 2011-2013 | Denali, SLE, SLT, WT | MCK1053 |
| SONOMA | | | |
| 2.8L V6 173 CID | 1991 | For A/C Belt | MCK1033 |
| 2.8L V6 173 CID | 1991 | W/out A/C | MCK1034 |
| 2.8L V6 173 CID | 1992-1993 | | MCK1033 |
| 4.3L V6 262 CID | 1991 | W/out A/C | MCK1037 |
| 4.3L V6 262 CID | 1992 | Base, SLE, GT or SLE model; W/out A/C | MCK1037 |
| 4.3L V6 262 CID | 1992 | Base, SLE, SLE, For A/C Belt; Stamped #RW, SN, gat | MCK1009 |
| 4.3L V6 262 CID | 1992 | W/out A/C | MCK1040 |
| 4.3L V6 262 CID | 1993 | Stamped #GM; W/out A/C | MCK1037 |
| 4.3L V6 262 CID | 1995 | For A/C Belt; Stamped #GBC | MCK1009 |
| 4.3L V6 262 CID | 1995 | Stamped #SR, RH; W/out A/C | MCK1037 |
| 4.3L V6 262 CID | 2004 | SL, SLS | MCK1001 |
| 4.3L V6 262 CID | 1991-1994 | For A/C Belt; Stamped #RW, SN, gat | MCK1009 |
| 4.3L V6 262 CID | 1991-1995 | For A/C Belt | MCK1009 |
| 4.3L V6 262 CID | 1993-1995 | W/out A/C | MCK1037 |
| 4.3L V6 262 CID | 1996-2003 | For A/C Belt | MCK1001 |
| 4.3L V6 262 CID | 1996-2003 | W/out A/C | MCK1002 |
| SYCLONE | | | |
| 4.3L V6 262 CID | 1991 | | MCK1009 |
| TYPHOON | | | |
| 4.3L V6 262 CID | 1992-1993 | | MCK1009 |
| V1500 SUBURBAN | | | |
| 5.7L V8 350 CID | 1989-1991 | Stamped #GG | MCK1037 |
| 5.7L V8 350 CID | 1989-1991 | Stamped #HK, HL | MCK1036 |
| 5.7L V8 350 CID | 1989-1991 | Stamped #HS, DE, GB | MCK1009 |
| V2500 SUBURBAN | | | |
| 5.7L V8 350 CID | 1989 | Stamped #HK, HL | MCK1036 |
| 5.7L V8 350 CID | 1991 | Stamped #HK, HL | MCK1036 |
| 5.7L V8 350 CID | 1989-1991 | Stamped #GG | MCK1037 |
| 5.7L V8 350 CID | 1989-1991 | Stamped #HS, DE, GB | MCK1009 |
| W3500 FORWARD | | | |
| 5.7L V8 350 CID | 1996 | | MCK1001 |
| 5.7L V8 350 CID | 1997-2002 | | MCK1042 |
| 6.0L V8 5967cc 364 CID | 2004-2006 | | MCK1070 |
| 6.0L V8 5967cc 364 CID | 2007-2008 | | MCK1060 |
| W4500 FORWARD | | | |
| 5.7L V8 350 CID | 1998-2002 | | MCK1042 |
| 6.0L V8 5967cc 364 CID | 2004-2006 | | MCK1070 |
| 6.0L V8 5967cc 364 CID | 2007-2008 | | MCK1060 |
| YUKON | | | |
| 4.8L V8 294 CID | 2004 | SLE, SLT; W/out A/C | MCK1007 |
| 4.8L V8 294 CID | 2005 | SLT | MCK1007 |
| 4.8L V8 294 CID | 2006 | SL | MCK1007 |
| 4.8L V8 294 CID | 2000-2003 | SLE, SLT; W/out A/C | MCK1069 |
| 4.8L V8 294 CID | 2000-2004 | SLE, SLT; For A/C Belt | MCK1007 |
| 4.8L V8 294 CID | 2005-2006 | SLE | MCK1007 |
| 5.3L V8 5328cc 325 CID | 2006 | SL | MCK1007 |
| 5.3L V8 5328cc 325 CID | 2000-2004 | SLE, SLT; For A/C Belt | MCK1007 |

| Engine | Years | Application Description | USMW |
|------------------------|-----------|--------------------------------------|---------|
| 5.3L V8 5328cc 325 CID | 2000-2004 | SLE, SLT; W/out A/C | MCK1069 |
| 5.3L V8 5328cc 325 CID | 2005-2006 | SLE, SLT | MCK1007 |
| 5.7L V8 350 CID | 1999 | Denali; W/ A/C | MCK1001 |
| 5.7L V8 350 CID | 2000 | Denali, For A/C Belt; Towing Package | MCK1001 |
| 5.7L V8 350 CID | 1992-1993 | Stamped #GJ, HS | MCK1009 |
| 5.7L V8 350 CID | 1992-1995 | Stamped #AR, AX, BD, GP, HK, JM | MCK1036 |
| 5.7L V8 350 CID | 1992-1995 | Stamped #DD, GG, GN | MCK1037 |
| 5.7L V8 350 CID | 1993-1995 | Stamped #GK | MCK1038 |
| 5.7L V8 350 CID | 1994-1995 | Stamped #BT, GM, HL | MCK1039 |
| 5.7L V8 350 CID | 1996-1997 | For A/C Belt; Towing Package | MCK1001 |
| 5.7L V8 350 CID | 1996-1997 | W/out A/C | MCK1002 |
| 5.7L V8 350 CID | 1998-1999 | SLE, SLT; W/ A/C | MCK1001 |
| 5.7L V8 350 CID | 1998-1999 | SLE, SLT; W/out A/C | MCK1002 |
| 5.7L V8 350 CID | 1999-2000 | Denali; W/out A/C | MCK1002 |
| 6.0L V8 5967cc 364 CID | 2006 | Denali | MCK1007 |
| 6.0L V8 5967cc 364 CID | 2010 | Denali Hybrid | MCK1055 |
| 6.0L V8 5967cc 364 CID | 2001-2005 | Denali; For A/C Belt | MCK1007 |
| 6.0L V8 5967cc 364 CID | 2001-2005 | Denali; W/out A/C | MCK1069 |
| 6.0L V8 5967cc 364 CID | 2008-2010 | Hybrid | MCK1055 |
| YUKON XL 1500 | | | |
| 5.3L V8 5328cc 325 CID | 2000 | W/ A/C | MCK1007 |
| 5.3L V8 5328cc 325 CID | 2000 | W/out A/C | MCK1069 |
| 5.3L V8 5328cc 325 CID | 2006 | SL | MCK1007 |
| 5.3L V8 5328cc 325 CID | 2001-2004 | SLE, SLT; For A/C Belt | MCK1007 |
| 5.3L V8 5328cc 325 CID | 2001-2004 | SLE, SLT; W/out A/C | MCK1069 |
| 5.3L V8 5328cc 325 CID | 2005-2006 | SLE, SLT | MCK1007 |
| 6.0L V8 5967cc 364 CID | 2006 | Denali | MCK1007 |
| 6.0L V8 5967cc 364 CID | 2001-2005 | Denali; For A/C Belt | MCK1007 |
| 6.0L V8 5967cc 364 CID | 2001-2005 | Denali; W/out A/C | MCK1069 |
| YUKON XL 2500 | | | |
| 6.0L V8 5967cc 364 CID | 2000 | W/ A/C | MCK1007 |
| 6.0L V8 5967cc 364 CID | 2006 | | MCK1007 |
| 6.0L V8 5967cc 364 CID | 2000-2005 | W/out A/C | MCK1069 |
| 6.0L V8 5967cc 364 CID | 2001-2005 | For A/C Belt | MCK1007 |
| 6.0L V8 5967cc 364 CID | 2007-2013 | | MCK1055 |
| 8.1L V8 496 CID | 2001-2006 | | MCK1045 |
| HUMMER | | | |
| H1 | | | |
| 6.5L V8 395 CID | 2002-2004 | | MCK1043 |
| H2 | | | |
| 6.0L V8 5967cc 364 CID | 2007 | | MCK1055 |
| 6.0L V8 5967cc 364 CID | 2003-2006 | | MCK1007 |
| H3 | | | |
| 3.5L L5 3460cc 211 CID | 2006 | | MCK1049 |
| 3.7L L5 3653cc 223 CID | 2008-2010 | Adventure, Luxury | MCK1049 |
| 3.7L L5 3654cc 223 CID | 2007 | | MCK1049 |
| 3.7L L5 3654cc 223 CID | 2008-2009 | X | MCK1049 |
| 3.7L L5 3654cc 223 CID | 2008-2010 | Base | MCK1049 |
| 5.3L V8 5328cc 325 CID | 2009 | Championship Series | MCK1056 |
| 5.3L V8 5328cc 325 CID | 2008-2010 | Alpha | MCK1056 |
| H3T | | | |
| 3.7L L5 3654cc 223 CID | 2010 | Adventure | MCK1049 |
| 3.7L L5 3654cc 223 CID | 2009-2010 | Base | MCK1049 |
| 5.3L V8 5328cc 325 CID | 2009-2010 | Alpha | MCK1056 |
| INFINITI | | | |
| QX4 | | | |
| 3.3L V6 3275cc | 1997-2000 | | MCK1096 |
| ISUZU | | | |
| ASCENDER | | | |
| 4.2L L6 256 CID | 2003 | LS, Limited | MCK1008 |
| 4.2L L6 256 CID | 2005 | LS, S | MCK1008 |
| 4.2L L6 256 CID | 2008 | | MCK1050 |
| 4.2L L6 256 CID | 2003-2004 | | MCK1008 |
| 4.2L L6 256 CID | 2006-2007 | | MCK1008 |
| 5.3L V8 5328cc 325 CID | 2003 | | MCK2001 |
| 5.3L V8 5328cc 325 CID | 2004 | LS, Limited | MCK2001 |
| 5.3L V8 5328cc 325 CID | 2005 | | MCK2001 |

MAX COOLING KITS

| Engine | Years | Application Description | USMW |
|-------------------------|-----------|---|---------|
| ISUZU (CONT.) | | | |
| ASCENDER (CONT.) | | | |
| 5.3L V8 5328cc 325 CID | 2006 | LS | MCK2001 |
| HOMBRE | | | |
| 4.3L V6 262 CID | 2000 | For A/C Belt | MCK1002 |
| 4.3L V6 262 CID | 2000 | W/out A/C | MCK1001 |
| 4.3L V6 4294cc | 1997-1999 | For A/C Belt | MCK1002 |
| 4.3L V6 4294cc | 1997-1999 | W/out A/C | MCK1001 |
| I-280 | | | |
| 2.8L L4 2770cc 169 CID | 2006 | | MCK1048 |
| I-290 | | | |
| 2.9L L4 2921cc 178 CID | 2007-2008 | | MCK1048 |
| I-350 | | | |
| 3.5L L5 3460cc 211 CID | 2006 | | MCK1049 |
| I-370 | | | |
| 3.7L L5 3654cc 223 CID | 2007-2008 | | MCK1049 |
| PICKUP | | | |
| 3.1L V6 3137cc | 1991 | LS | MCK1032 |
| 3.1L V6 3137cc | 1991-1992 | S | MCK1032 |
| 3.1L V6 3137cc | 1993-1994 | | MCK1032 |
| RODEO | | | |
| 3.1L V6 3137cc | 1991-1992 | | MCK1032 |
| TROOPER | | | |
| 2.8L V6 2827cc | 1989-1991 | | MCK1032 |
| JEEP | | | |
| CHEROKEE | | | |
| 2.5L L4 150 CID | 1997-2000 | SE | MCK1074 |
| COMMANDER | | | |
| 3.7L V6 226 CID | 2006 | 65th Anniversary Edition | MCK1084 |
| 3.7L V6 226 CID | 2010 | Sport | MCK1005 |
| 3.7L V6 226 CID | 2006-2007 | Base | MCK1084 |
| 3.7L V6 226 CID | 2007-2008 | Sport | MCK1084 |
| 4.7L V8 285 CID | 2006 | 65 Aniversario, 65th Anniversary Edition | MCK1005 |
| 4.7L V8 285 CID | 2006-2007 | Base | MCK1005 |
| 4.7L V8 285 CID | 2006-2009 | Limited | MCK1005 |
| 4.7L V8 285 CID | 2007-2009 | Sport | MCK1005 |
| GRAND CHEROKEE | | | |
| 3.7L V6 226 CID | 2006 | 65th Anniversary Edition | MCK1084 |
| 3.7L V6 226 CID | 2010 | Laredo, Limited, North Edition, S Limited | MCK1005 |
| 3.7L V6 226 CID | 2005-2008 | Laredo | MCK1084 |
| 3.7L V6 3701cc 226 CID | 2007 | Laredo | MCK1084 |
| 4.0L L6 242 CID | 1993 | Limited, Base | MCK1075 |
| 4.0L L6 242 CID | 1995 | Limited | MCK1075 |
| 4.0L L6 242 CID | 2002 | Sport | MCK1088 |
| 4.0L L6 242 CID | 2004 | Special Edition | MCK1088 |
| 4.0L L6 242 CID | 1993-1995 | Laredo, SE | MCK1075 |
| 4.0L L6 242 CID | 1994-1997 | | MCK1075 |
| 4.0L L6 242 CID | 1997-1998 | Laredo, Limited, TSi | MCK1075 |
| 4.0L L6 242 CID | 1999-2001 | | MCK1088 |
| 4.0L L6 242 CID | 2002-2004 | Laredo, Limited | MCK1088 |
| 4.0L L6 3956cc 241 CID | 1996 | | MCK1075 |
| 4.0L L6 3956cc 241 CID | 1998 | Limited | MCK1075 |
| 4.0L L6 3956cc 241 CID | 2004 | SE | MCK1088 |
| 4.0L L6 3956cc 241 CID | 1997-1998 | Laredo | MCK1075 |
| 4.0L L6 3958cc 242 CID | 1999-2000 | | MCK1088 |
| 4.7L V8 285 CID | 2003 | Laredo, | MCK1085 |
| 4.7L V8 285 CID | 2006 | 65th Anniversary Edition | MCK1005 |
| 4.7L V8 285 CID | 2002-2003 | Limited, Overland | MCK1085 |
| 4.7L V8 285 CID | 2005-2009 | Laredo, Limited | MCK1005 |
| 4.7L V8 287 CID | 1999-2000 | | MCK1082 |
| 4.7L V8 4701cc 287 CID | 2002 | Limited, Overland | MCK1085 |
| 4.7L V8 4701cc 287 CID | 2007 | Laredo | MCK1005 |
| 4.7L V8 4701cc 287 CID | 1999-2000 | | MCK1082 |
| 5.2L V8 5200cc 317 CID | 1995 | Laredo, Limited | MCK1003 |
| 5.2L V8 5211cc 318 CID | 1993 | Base, Laredo, Limited; W/ max cooling | MCK1076 |
| 5.2L V8 5211cc 318 CID | 1993 | Base, Laredo, Limited; W/out max cooling | MCK1004 |
| 5.2L V8 5211cc 318 CID | 1995 | Limited | MCK1003 |

| Engine | Years | Application Description | USMW |
|------------------------|-----------|---|---------|
| 5.2L V8 5211cc 318 CID | 1994-1995 | Laredo, SE | MCK1003 |
| 5.2L V8 5211cc 318 CID | 1994-1997 | | MCK1003 |
| 5.2L V8 5211cc 318 CID | 1997-1998 | Laredo, Limited, TSi | MCK1003 |
| 5.2L V8 5218cc 318 CID | 1998 | Laredo, Limited | MCK1003 |
| 5.2L V8 5218cc 318 CID | 1996-1997 | | MCK1003 |
| 5.9L V8 360 CID | 1998 | 5.9 Limited | MCK1076 |
| 5.9L V8 5900cc 360 CID | 1998 | 5.9 Limited, Limited | MCK1076 |
| GRAND WAGONEER | | | |
| 5.2L V8 5211cc 318 CID | 1993 | W/ max cooling | MCK1076 |
| 5.2L V8 5211cc 318 CID | 1993 | W/out max cooling | MCK1004 |
| LIBERTY | | | |
| 2.8L L4 2768cc 171 CID | 2005-2006 | Limited, Sport | MCK1084 |
| 3.7L V6 226 CID | 2002 | Base, Limited, Sport; W/ heavy duty cooling | MCK1005 |
| 3.7L V6 226 CID | 2003 | | MCK1005 |
| 3.7L V6 226 CID | 2006 | 65th Anniversary Edition, Renegade | MCK1082 |
| 3.7L V6 226 CID | 2009 | | MCK1005 |
| 3.7L V6 226 CID | 2010 | Limited, Sport | MCK1005 |
| 3.7L V6 226 CID | 2012 | Limited, Sport, Jet, Limited Edition | MCK1005 |
| 3.7L V6 226 CID | 2004-2006 | | MCK1082 |
| 3.7L V6 226 CID | 2005-2006 | Limited, Sport | MCK1082 |
| 3.7L V6 226 CID | 2007-2008 | Sold in United States | MCK1082 |
| 3.7L V6 226 CID | 2010-2011 | Renegade | MCK1005 |
| 3.7L V6 3700cc 226 CID | 2012 | Sport | MCK1005 |
| 3.7L V6 3701cc 226 CID | 2006 | | MCK1082 |
| 3.7L V6 3701cc 226 CID | 2011 | Limited, Sport | MCK1005 |
| WRANGLER | | | |
| 2.5L L4 150 CID | 1991 | Islander, Sahara | MCK1073 |
| 2.5L L4 150 CID | 1995 | Rio Grande | MCK1073 |
| 2.5L L4 150 CID | 1991-1994 | Base, S | MCK1073 |
| 2.5L L4 150 CID | 1997-2002 | SE | MCK1073 |
| 2.5L L4 2466cc 150 CID | 1995 | Base | MCK1073 |
| 2.5L L4 2466cc 150 CID | 1997 | Base | MCK1073 |
| 2.5L L4 2466cc 150 CID | 1998-2002 | SE | MCK1073 |
| 3.8L V6 3778cc 231 CID | 2007-2011 | | MCK1092 |
| 4.0L L6 242 CID | 2005 | Unlimited Rubicon | MCK1087 |
| 4.0L L6 242 CID | 2006 | | MCK1087 |
| 4.0L L6 242 CID | 1991-1992 | Islander | MCK1074 |
| 4.0L L6 242 CID | 1991-1993 | Base | MCK1074 |
| 4.0L L6 242 CID | 1991-1994 | Renegade | MCK1074 |
| 4.0L L6 242 CID | 1991-1995 | Sahara | MCK1074 |
| 4.0L L6 242 CID | 1994-1995 | SE | MCK1074 |
| 4.0L L6 242 CID | 1997-1999 | Sahara, Sport | MCK1074 |
| 4.0L L6 242 CID | 2000-2004 | Sahara | MCK1087 |
| 4.0L L6 242 CID | 2000-2005 | Sport | MCK1087 |
| 4.0L L6 242 CID | 2002-2005 | X | MCK1087 |
| 4.0L L6 242 CID | 2003-2005 | Rubicon | MCK1087 |
| 4.0L L6 242 CID | 2004-2005 | Unlimited | MCK1087 |
| 4.0L L6 3956cc 241 CID | 2003 | X AT | MCK1087 |
| 4.0L L6 3956cc 241 CID | 2006 | | MCK1087 |
| 4.0L L6 3956cc 241 CID | 2003-2005 | Rubicon, X | MCK1087 |
| 4.0L L6 3958cc 242 CID | 2001 | 60 Aniversario | MCK1087 |
| 4.0L L6 3958cc 242 CID | 2002 | X | MCK1087 |
| 4.0L L6 3958cc 242 CID | 1998-1999 | Sahara | MCK1074 |
| 4.0L L6 3958cc 242 CID | 2000-2002 | Sahara | MCK1087 |
| LINCOLN | | | |
| AVIATOR | | | |
| 4.6L V8 281 CID | 2005 | Base, Luxury | MCK1029 |
| 4.6L V8 281 CID | 2003-2004 | | MCK1029 |
| BLACKWOOD | | | |
| 5.4L V8 330 CID | 2002 | | MCK1026 |
| MARK LT | | | |
| 5.4L V8 330 CID | 2006 | | MCK1026 |
| NAVIGATOR | | | |
| 5.4L V8 330 CID | 2009 | | MCK1028 |
| 5.4L V8 330 CID | 1998-2006 | | MCK1026 |
| 5.4L V8 5409cc 330 CID | 2007-2008 | | MCK1065 |

| Engine | Years | Application Description | USMW |
|------------------------|-----------|-------------------------|---------|
| MAZDA | | | |
| B2300 | | | |
| 2.3L L4 2295cc | 1995-1997 | | MCK1014 |
| B2500 | | | |
| 2.5L L4 2492cc | 1998-2001 | W/ A/C | MCK1015 |
| 2.5L L4 2492cc | 1998-2001 | W/out A/C | MCK1014 |
| B3000 | | | |
| 3.0L V6 2986cc 182 CID | 1995-2007 | | MCK1016 |
| B4000 | | | |
| 4.0L V6 4016cc | 1994-1997 | W/ super cooling | MCK1012 |
| 4.0L V6 4016cc | 1994-1997 | W/out super cooling | MCK1013 |
| 4.0L V6 4016cc | 1998-2000 | | MCK1012 |
| 4.0L V6 4016cc | 2001-2009 | | MCK1057 |
| NAVAJO | | | |
| 4.0L V6 4016cc | 1991-1992 | | MCK1013 |
| 4.0L V6 4016cc | 1993-1994 | | MCK1012 |
| MERCURY | | | |
| MOUNTAINEER | | | |
| 4.0L V6 245 CID | 2006 | Convenience, Luxury | MCK1102 |
| 4.0L V6 245 CID | 1998-2001 | | MCK1057 |
| 4.0L V6 245 CID | 2002-2005 | | MCK1101 |
| 4.0L V6 245 CID | 2007-2010 | Base, Premier | MCK1102 |
| 4.6L V8 281 CID | 2004 | Base | MCK1029 |
| 4.6L V8 281 CID | 2006 | Luxury | MCK1031 |
| 4.6L V8 281 CID | 2002-2005 | | MCK1029 |
| 4.6L V8 281 CID | 2006-2010 | Premier | MCK1031 |
| 5.0L V8 302 CID | 1997-2001 | | MCK1018 |
| MITSUBISHI | | | |
| RAIDER | | | |
| 3.7L V6 226 CID | 2006-2007 | DuroCross, LS | MCK1006 |
| 3.7L V6 226 CID | 2008-2009 | | MCK1006 |
| 4.7L V8 285 CID | 2006 | DuroCross, XLS | MCK1006 |
| 4.7L V8 285 CID | 2007 | LS, SE | MCK1006 |
| NISSAN | | | |
| 240SX | | | |
| 2.4L L4 2389cc | 1989-1998 | | MCK1093 |
| D21 | | | |
| 2.4L L4 2389cc | 1994 | XE | MCK1093 |
| 2.4L L4 2389cc | 1990-1994 | Base | MCK1093 |
| FRONTIER | | | |
| 2.4L L4 2389cc | 1998-1999 | | MCK1093 |
| 2.4L L4 2389cc | 2000-2004 | XE | MCK1093 |
| 2.4L L4 2389cc | 2002-2003 | Base | MCK1093 |
| 2.4L L4 2389cc 146 CID | 2001-2004 | XE | MCK1093 |
| 2.5L L4 2500cc | 2005-2010 | XE | MCK1066 |
| 2.5L L4 2500cc | 2008-2010 | SE | MCK1066 |
| 2.5L L4 2500cc | 2011-2014 | S, SV | MCK1066 |
| 3.3L V6 3275cc | 1999-2000 | | MCK1096 |
| 3.3L V6 3275cc | 2001-2003 | SE | MCK1096 |
| 3.3L V6 3275cc | 2001-2004 | SC, XE | MCK1096 |
| 3.3L V6 3275cc | 2002-2004 | SVE | MCK1096 |
| PATHFINDER | | | |
| 3.3L V6 3275cc | 1996-2000 | | MCK1096 |
| PICKUP | | | |
| 2.4L L4 2389cc | 1994 | | MCK1093 |
| 2.4L L4 2389cc | 1996 | SE | MCK1093 |
| 2.4L L4 2389cc | 1997 | | MCK1093 |
| 2.4L L4 2389cc | 1995-1996 | Base, Lujo, Tipico, XE | MCK1093 |
| XTERRA | | | |
| 2.4L L4 2389cc | 2000-2004 | XE | MCK1093 |
| 3.3L V6 3275cc | 2000-2004 | | MCK1096 |
| 3.3L V6 3275cc | 2003-2004 | SE | MCK1096 |
| OLDSMOBILE | | | |
| BRAVADA | | | |
| 4.2L L6 256 CID | 2002-2004 | | MCK1008 |

| Engine | Years | Application Description | USMW |
|------------------------|-----------|---|---------|
| 4.3L V6 262 CID | 1991-1994 | W/ A/C | MCK1009 |
| 4.3L V6 262 CID | 1991-1994 | W/out A/C | MCK1037 |
| 4.3L V6 262 CID | 1996-2001 | Base; W/ A/C | MCK1001 |
| 4.3L V6 262 CID | 1997-2001 | W/out A/C | MCK1002 |
| RAM | | | |
| 1500 | | | |
| 4.7L V8 285 CID | 2011-2012 | ST | MCK1080 |
| 4.7L V8 285 CID | 2011-2013 | SLT, | MCK1080 |
| 4.7L V8 285 CID | 2012-2013 | Tradesman | MCK1080 |
| 5.7L V8 345 CID | 2012 | Big Horn, Outdoorsman, Tradesman HD | MCK1067 |
| 5.7L V8 345 CID | 2013 | R/T | MCK1067 |
| 5.7L V8 345 CID | 2014 | Big Horn, Outdoorsman, HFE, Laramie Limited, Lone Star, Special Service | MCK1067 |
| 5.7L V8 345 CID | 2011-2012 | ST | MCK1067 |
| 5.7L V8 345 CID | 2011-2014 | Laramie, Laramie Longhorn, SLT, Sport, Tradesman | MCK1067 |
| 5.7L V8 345 CID | 2012-2014 | Express | MCK1067 |
| 2500 | | | |
| 5.7L V8 345 CID | 2014 | Laramie Limited | MCK1067 |
| 5.7L V8 345 CID | 2011-2013 | Power Wagon, ST | MCK1067 |
| 5.7L V8 345 CID | 2011-2014 | Laramie, Laramie Longhorn, SLT | MCK1067 |
| 5.7L V8 345 CID | 2012-2014 | Outdoorsman | MCK1067 |
| 5.7L V8 345 CID | 2013-2014 | Big Horn, Lone Star, Tradesman | MCK1067 |
| 5.7L V8 5654cc 345 CID | 2013 | ST | MCK1067 |
| 5.7L V8 5654cc 345 CID | 2010-2014 | Laramie, SLT | MCK1067 |
| 5.7L V8 5654cc 345 CID | 2012-2013 | Power Wagon | MCK1067 |
| 3500 | | | |
| 5.7L V8 345 CID | 2011 | Laramie | MCK1067 |
| 5.7L V8 345 CID | 2014 | Laramie Limited | MCK1067 |
| 5.7L V8 345 CID | 2011-2013 | ST | MCK1067 |
| 5.7L V8 345 CID | 2011-2014 | SLT | MCK1067 |
| 5.7L V8 345 CID | 2013-2014 | Laramie, Big Horn, Laramie Longhorn, Lone Star, Tradesman | MCK1067 |
| DAKOTA | | | |
| 3.7L V6 226 CID | 2011 | Big Horn, Laramie, SLT, ST | MCK1006 |
| 3.7L V6 3701cc 226 CID | 2011 | SLT | MCK1006 |
| 4.7L V8 285 CID | 2011 | Big Horn, Laramie, SLT, TRX4 | MCK1006 |
| SAAB | | | |
| 9-7X | | | |
| 4.2L L6 256 CID | 2005 | Linear | MCK1008 |
| 4.2L L6 256 CID | 2006-2007 | 4.2i | MCK1008 |
| 4.2L L6 256 CID | 2008-2009 | 4.2i | MCK1050 |
| 5.3L V8 5328cc 325 CID | 2005 | Arc | MCK2001 |
| 5.3L V8 5328cc 325 CID | 2006 | 5.3i | MCK2001 |
| 5.3L V8 5328cc 325 CID | 2007 | 5.3i | MCK1058 |
| 5.3L V8 5328cc 325 CID | 2008-2009 | 5.3i | MCK1059 |
| 6.0L V8 5967cc 364 CID | 2008-2009 | Aero | MCK1059 |
| SUZUKI | | | |
| GRAND VITARA | | | |
| 2.5L V6 2500cc | 1999 | JS, JS Plus | MCK1097 |
| 2.5L V6 2500cc | 2001 | JLS Plus SE, J LX Plus SE | MCK1097 |
| 2.5L V6 2500cc | 1999-2001 | J LX Plus | MCK1097 |
| 2.5L V6 2500cc | 1999-2002 | J LX | MCK1097 |
| 2.5L V6 2500cc | 2000-2001 | JLS, JLS Plus, Limited | MCK1097 |
| 2.5L V6 2500cc | 2003-2005 | | MCK1097 |
| 2.7L V6 2736cc 167 CID | 2006 | | MCK1097 |
| 2.7L V6 2736cc 167 CID | 2007 | GL, GLS, SWT | MCK1097 |
| 2.7L V6 2737cc | 2001 | XL-7, XL-7 Limited, XL-7 Plus, XL-7 Touring | MCK1097 |
| 2.7L V6 2737cc | 2006 | Premium | MCK1097 |
| 2.7L V6 2737cc | 2006-2007 | Base, Luxury, XSport | MCK1097 |
| VITARA | | | |
| 2.5L V6 2500cc | 2004 | | MCK1097 |
| XL-7 | | | |
| 2.7L V6 2700cc | 2002-2004 | | MCK1097 |
| 2.7L V6 2737cc | 2005-2006 | | MCK1097 |



MAX COOLING KIT APPLICATION GUIDE

USMW
Professional Series

| Engine | Years | Application Description | USMW |
|------------------------|-----------|-------------------------|---------|
| TOYOTA | | | |
| 4RUNNER | | | |
| 2.7L L4 2694cc | 2010 | SR5 | MCK1095 |
| 2.7L L4 2694cc | 1996-2000 | Base | MCK1095 |
| 4.0L V6 3956cc 241 CID | 2010 | Limited, SR5, Trail | MCK1071 |
| 4.0L V6 3956cc 241 CID | 2003-2009 | | MCK1061 |
| 4.0L V6 3956cc 241 CID | 2011-2014 | | MCK1071 |
| FJ CRUISER | | | |
| 4.0L V6 3956cc 241 CID | 2009 | Base | MCK1061 |
| 4.0L V6 3956cc 241 CID | 2007-2008 | | MCK1061 |
| 4.0L V6 3956cc 241 CID | 2010-2014 | | MCK1071 |
| T100 | | | |
| 2.7L L4 2694cc | 1994-1998 | Base | MCK1095 |
| TACOMA | | | |
| 2.4L L4 2438cc | 1995-2003 | DLX | MCK1095 |
| 2.4L L4 2438cc | 1995-2004 | Base | MCK1095 |
| 2.4L L4 2438cc | 1998-2000 | SR5 | MCK1095 |
| 2.7L L4 2694cc | 1995-2003 | DLX | MCK1095 |
| 2.7L L4 2694cc | 1995-2014 | Base | MCK1095 |
| 2.7L L4 2694cc | 1998-2000 | SR5 | MCK1095 |
| 2.7L L4 2694cc | 1998-2014 | Pre Runner | MCK1095 |
| 4.0L V6 3956cc 241 CID | 2005-2013 | X-Runner | MCK1061 |
| 4.0L V6 3956cc 241 CID | 2005-2014 | Base, Pre Runner | MCK1061 |
| 4.0L V6 4000cc 244 CID | 2010 | TRD Sport | MCK1061 |
| TUNDRA | | | |
| 4.0L V6 3956cc 241 CID | 2005-2011 | Base, SR5 | MCK1061 |

| Engine | Years | Application Description | USMW |
|--------|-------|-------------------------|------|
|--------|-------|-------------------------|------|

| USMW | Years | Application | Engine |
|---------|-----------|----------------------------|------------------------|
| MCK1001 | 1996 | GMC JIMMY | 4.3L V6 262 CID |
| | 1996 | CHEVROLET EXPRESS 2500 | 5.0L V8 305 CID |
| | 1996 | CHEVROLET W3500 TILTMASTER | 5.7L V8 350 CID |
| | 1996 | GMC W3500 FORWARD | 5.7L V8 350 CID |
| | 1998 | CHEVROLET EXPRESS 2500 | 4.3L V6 262 CID |
| | 1998 | CHEVROLET K2500 | 5.0L V8 305 CID |
| | 1998 | GMC K2500 | 5.0L V8 305 CID |
| | 1999 | CHEVROLET C1500 | 5.0L V8 305 CID |
| | 1999 | GMC C1500 | 5.0L V8 305 CID |
| | 1999 | CHEVROLET C1500 | 5.7L V8 350 CID |
| | 1999 | CHEVROLET EXPRESS 1500 | 5.7L V8 350 CID |
| | 1999 | GMC C1500 | 5.7L V8 350 CID |
| | 1999 | GMC YUKON | 5.7L V8 350 CID |
| | 2000 | CHEVROLET CARGO VAN | 4.3L V6 262 CID |
| | 2000 | ISUZU HOMBRE | 4.3L V6 262 CID |
| | 2000 | CHEVROLET CARGO VAN | 5.7L V8 350 CID |
| | 2000 | CHEVROLET TAHOE | 5.7L V8 350 CID |
| | 2000 | GMC YUKON | 5.7L V8 350 CID |
| | 2001 | GMC JIMMY | 4.3L V6 262 CID |
| | 2002 | GMC JIMMY | 4.3L V6 262 CID |
| | 2002 | GMC SIERRA 1500 | 4.3L V6 262 CID |
| | 2003 | CHEVROLET BLAZER | 4.3L V6 262 CID |
| | 2004 | CHEVROLET BLAZER | 4.3L V6 262 CID |
| | 2004 | CHEVROLET S10 | 4.3L V6 262 CID |
| | 2004 | CHEVROLET SILVERADO 1500 | 4.3L V6 262 CID |
| | 2004 | GMC SONOMA | 4.3L V6 262 CID |
| | 2005 | CHEVROLET BLAZER | 4.3L V6 262 CID |
| | 2013 | CHEVROLET EXPRESS 1500 | 4.3L V6 4293cc 262 CID |
| | 2013 | GMC SAVANA 1500 | 4.3L V6 4293cc 262 CID |
| | 1996-1997 | CHEVROLET EXPRESS 2500 | 4.3L V6 262 CID |
| | 1996-1997 | GMC YUKON | 5.7L V8 350 CID |
| | 1996-1998 | CHEVROLET C1500 | 4.3L V6 262 CID |
| | 1996-1998 | CHEVROLET K1500 | 4.3L V6 262 CID |
| | 1996-1998 | CHEVROLET S10 | 4.3L V6 262 CID |
| | 1996-1998 | GMC C1500 | 4.3L V6 262 CID |
| | 1996-1998 | GMC K1500 | 4.3L V6 262 CID |
| | 1996-1998 | GMC SAVANA 2500 | 4.3L V6 262 CID |
| | 1996-1998 | CHEVROLET C1500 | 5.0L V8 305 CID |
| | 1996-1998 | CHEVROLET C2500 | 5.0L V8 305 CID |
| | 1996-1998 | GMC C1500 | 5.0L V8 305 CID |
| | 1996-1998 | GMC C2500 | 5.0L V8 305 CID |
| | 1996-1998 | CHEVROLET C1500 | 5.7L V8 350 CID |
| | 1996-1998 | GMC C1500 | 5.7L V8 350 CID |
| | 1996-1999 | CHEVROLET BLAZER | 4.3L V6 262 CID |
| | 1996-1999 | CHEVROLET P30 | 4.3L V6 262 CID |
| | 1996-1999 | GMC P3500 | 4.3L V6 262 CID |
| | 1996-1999 | CHEVROLET K1500 | 5.0L V8 305 CID |
| | 1996-1999 | GMC K1500 | 5.0L V8 305 CID |
| | 1996-1999 | CHEVROLET C1500 SUBURBAN | 5.7L V8 350 CID |
| | 1996-1999 | CHEVROLET C2500 SUBURBAN | 5.7L V8 350 CID |
| | 1996-1999 | CHEVROLET K1500 | 5.7L V8 350 CID |
| | 1996-1999 | CHEVROLET K1500 SUBURBAN | 5.7L V8 350 CID |
| | 1996-1999 | CHEVROLET K2500 SUBURBAN | 5.7L V8 350 CID |
| | 1996-1999 | CHEVROLET TAHOE | 5.7L V8 350 CID |
| | 1996-1999 | GMC C1500 SUBURBAN | 5.7L V8 350 CID |
| | 1996-1999 | GMC C2500 SUBURBAN | 5.7L V8 350 CID |
| | 1996-1999 | GMC K1500 | 5.7L V8 350 CID |
| | 1996-1999 | GMC K1500 SUBURBAN | 5.7L V8 350 CID |
| | 1996-1999 | GMC K2500 SUBURBAN | 5.7L V8 350 CID |
| | 1996-2000 | CHEVROLET C2500 | 5.7L V8 350 CID |
| | 1996-2000 | CHEVROLET C3500 | 5.7L V8 350 CID |
| | 1996-2000 | CHEVROLET K2500 | 5.7L V8 350 CID |
| | 1996-2000 | CHEVROLET K3500 | 5.7L V8 350 CID |
| | 1996-2000 | GMC C2500 | 5.7L V8 350 CID |
| | 1996-2000 | GMC C3500 | 5.7L V8 350 CID |
| | 1996-2000 | GMC K2500 | 5.7L V8 350 CID |
| | 1996-2000 | GMC K3500 | 5.7L V8 350 CID |
| | 1996-2001 | CHEVROLET BLAZER | 4.3L V6 262 CID |
| | 1996-2001 | OLDSMOBILE BRAVADA | 4.3L V6 262 CID |

| USMW | Years | Application | Engine |
|---------|-----------|--------------------------|-----------------|
| | 1996-2002 | CHEVROLET EXPRESS 1500 | 5.0L V8 305 CID |
| | 1996-2002 | GMC SAVANA 1500 | 5.0L V8 305 CID |
| | 1996-2002 | GMC SAVANA 2500 | 5.0L V8 305 CID |
| | 1996-2002 | CHEVROLET EXPRESS 1500 | 5.7L V8 350 CID |
| | 1996-2002 | CHEVROLET EXPRESS 2500 | 5.7L V8 350 CID |
| | 1996-2002 | CHEVROLET EXPRESS 3500 | 5.7L V8 350 CID |
| | 1996-2002 | GMC SAVANA 1500 | 5.7L V8 350 CID |
| | 1996-2002 | GMC SAVANA 2500 | 5.7L V8 350 CID |
| | 1996-2002 | GMC SAVANA 3500 | 5.7L V8 350 CID |
| | 1996-2003 | CHEVROLET BLAZER | 4.3L V6 262 CID |
| | 1996-2003 | CHEVROLET S10 | 4.3L V6 262 CID |
| | 1996-2003 | GMC SONOMA | 4.3L V6 262 CID |
| | 1996-2005 | CHEVROLET ASTRO | 4.3L V6 262 CID |
| | 1996-2005 | GMC SAFARI | 4.3L V6 262 CID |
| | 1996-2006 | CHEVROLET EXPRESS 1500 | 4.3L V6 262 CID |
| | 1996-2006 | GMC SAVANA 1500 | 4.3L V6 262 CID |
| | 1997-1998 | CHEVROLET CARGO VAN | 5.7L V8 350 CID |
| | 1997-1999 | GMC JIMMY | 4.3L V6 262 CID |
| | 1997-1999 | ISUZU HOMBRE | 4.3L V6 4294cc |
| | 1997-2001 | GMC JIMMY | 4.3L V6 262 CID |
| | 1997-2002 | CHEVROLET EXPRESS 2500 | 5.0L V8 305 CID |
| | 1998-1999 | GMC YUKON | 5.7L V8 350 CID |
| | 1998-2000 | GMC JIMMY | 4.3L V6 262 CID |
| | 1999-2000 | GMC SIERRA 1500 | 4.3L V6 262 CID |
| | 1999-2000 | CADILLAC ESCALADE | 5.7L V8 350 CID |
| | 1999-2001 | CHEVROLET BLAZER | 4.3L V6 262 CID |
| | 1999-2002 | CHEVROLET SILVERADO 1500 | 4.3L V6 262 CID |
| | 1999-2003 | CHEVROLET S10 | 4.3L V6 262 CID |
| | 1999-2005 | CHEVROLET EXPRESS 2500 | 4.3L V6 262 CID |
| | 1999-2005 | GMC SAVANA 2500 | 4.3L V6 262 CID |
| | 2000-2001 | GMC JIMMY | 4.3L V6 262 CID |
| | 2001-2003 | CHEVROLET BLAZER | 4.3L V6 262 CID |
| | 2001-2003 | GMC SIERRA 1500 | 4.3L V6 262 CID |
| | 2001-2004 | GMC SIERRA 1500 | 4.3L V6 262 CID |
| | 2002-2003 | CHEVROLET S10 | 4.3L V6 262 CID |
| | 2002-2004 | CHEVROLET SILVERADO 1500 | 4.3L V6 262 CID |
| | 2002-2004 | GMC SIERRA 1500 | 4.3L V6 262 CID |
| | 2003-2004 | CHEVROLET EXPRESS 1500 | 4.3L V6 262 CID |
| | 2004-2005 | CHEVROLET BLAZER | 4.3L V6 262 CID |
| | 2007-2012 | CHEVROLET EXPRESS 1500 | 4.3L V6 262 CID |
| | 2007-2012 | GMC SAVANA 1500 | 4.3L V6 262 CID |
| MCK1002 | 1996 | CHEVROLET BLAZER | 4.3L V6 262 CID |
| | 1996 | CHEVROLET EXPRESS 2500 | 5.0L V8 305 CID |
| | 1998 | CHEVROLET EXPRESS 2500 | 4.3L V6 262 CID |
| | 1998 | CHEVROLET K2500 | 5.0L V8 305 CID |
| | 1998 | GMC K2500 | 5.0L V8 305 CID |
| | 2000 | CHEVROLET CARGO VAN | 4.3L V6 262 CID |
| | 2000 | ISUZU HOMBRE | 4.3L V6 262 CID |
| | 2000 | CHEVROLET TAHOE | 5.7L V8 350 CID |
| | 2001 | GMC JIMMY | 4.3L V6 262 CID |
| | 2002 | CHEVROLET BLAZER | 4.3L V6 262 CID |
| | 1996-1997 | CHEVROLET EXPRESS 2500 | 4.3L V6 262 CID |
| | 1996-1997 | CHEVROLET SUBURBAN 1500 | 5.7L V8 350 CID |
| | 1996-1997 | GMC YUKON | 5.7L V8 350 CID |
| | 1996-1998 | CHEVROLET C1500 | 4.3L V6 262 CID |
| | 1996-1998 | CHEVROLET K1500 | 4.3L V6 262 CID |
| | 1996-1998 | CHEVROLET S10 | 4.3L V6 262 CID |
| | 1996-1998 | GMC C1500 | 4.3L V6 262 CID |
| | 1996-1998 | GMC K1500 | 4.3L V6 262 CID |
| | 1996-1998 | GMC SAVANA 2500 | 4.3L V6 262 CID |
| | 1996-1998 | CHEVROLET C1500 | 5.0L V8 305 CID |
| | 1996-1998 | CHEVROLET C2500 | 5.0L V8 305 CID |
| | 1996-1998 | GMC C1500 | 5.0L V8 305 CID |
| | 1996-1998 | GMC C2500 | 5.0L V8 305 CID |
| | 1996-1998 | CHEVROLET C1500 | 5.7L V8 350 CID |
| | 1996-1998 | GMC C1500 | 5.7L V8 350 CID |
| | 1996-1999 | CHEVROLET BLAZER | 4.3L V6 262 CID |
| | 1996-1999 | CHEVROLET K1500 | 5.0L V8 305 CID |
| | 1996-1999 | GMC K1500 | 5.0L V8 305 CID |
| | 1996-1999 | CHEVROLET C1500 | 5.7L V8 350 CID |
| | 1996-1999 | GMC C1500 | 5.7L V8 350 CID |
| | 1996-1999 | CHEVROLET BLAZER | 4.3L V6 262 CID |
| | 1996-1999 | CHEVROLET K1500 | 5.0L V8 305 CID |
| | 1996-1999 | GMC K1500 | 5.0L V8 305 CID |

MAX COOLING KITS

| USMW | Years | Application | Engine |
|---------|-----------|--------------------------|------------------------|
| MCK1002 | 1996-1999 | CHEVROLET C1500 SUBURBAN | 5.7L V8 350 CID |
| | 1996-1999 | CHEVROLET C2500 SUBURBAN | 5.7L V8 350 CID |
| | 1996-1999 | CHEVROLET K1500 | 5.7L V8 350 CID |
| | 1996-1999 | CHEVROLET K1500 SUBURBAN | 5.7L V8 350 CID |
| | 1996-1999 | CHEVROLET K2500 SUBURBAN | 5.7L V8 350 CID |
| | 1996-1999 | CHEVROLET TAHOE | 5.7L V8 350 CID |
| | 1996-1999 | GMC C1500 SUBURBAN | 5.7L V8 350 CID |
| | 1996-1999 | GMC C2500 SUBURBAN | 5.7L V8 350 CID |
| | 1996-1999 | GMC K1500 | 5.7L V8 350 CID |
| | 1996-1999 | GMC K1500 SUBURBAN | 5.7L V8 350 CID |
| | 1996-1999 | GMC K2500 SUBURBAN | 5.7L V8 350 CID |
| | 1996-2000 | CHEVROLET C2500 | 5.7L V8 350 CID |
| | 1996-2000 | CHEVROLET C35 | 5.7L V8 350 CID |
| | 1996-2000 | CHEVROLET C3500 | 5.7L V8 350 CID |
| | 1996-2000 | CHEVROLET K2500 | 5.7L V8 350 CID |
| | 1996-2000 | CHEVROLET K3500 | 5.7L V8 350 CID |
| | 1996-2000 | GMC C2500 | 5.7L V8 350 CID |
| | 1996-2000 | GMC C3500 | 5.7L V8 350 CID |
| | 1996-2000 | GMC K2500 | 5.7L V8 350 CID |
| | 1996-2000 | GMC K3500 | 5.7L V8 350 CID |
| | 1996-2002 | CHEVROLET EXPRESS 1500 | 4.3L V6 262 CID |
| | 1996-2002 | GMC SAVANA 1500 | 4.3L V6 262 CID |
| | 1996-2002 | CHEVROLET EXPRESS 1500 | 5.0L V8 305 CID |
| | 1996-2002 | GMC SAVANA 1500 | 5.0L V8 305 CID |
| | 1996-2002 | GMC SAVANA 2500 | 5.0L V8 305 CID |
| | 1996-2002 | CHEVROLET EXPRESS 1500 | 5.7L V8 350 CID |
| | 1996-2002 | CHEVROLET EXPRESS 2500 | 5.7L V8 350 CID |
| | 1996-2002 | CHEVROLET EXPRESS 3500 | 5.7L V8 350 CID |
| | 1996-2002 | GMC SAVANA 1500 | 5.7L V8 350 CID |
| | 1996-2002 | GMC SAVANA 2500 | 5.7L V8 350 CID |
| | 1996-2002 | GMC SAVANA 3500 | 5.7L V8 350 CID |
| | 1996-2003 | CHEVROLET S10 | 4.3L V6 262 CID |
| | 1996-2003 | GMC SONOMA | 4.3L V6 262 CID |
| | 1997-1999 | GMC JIMMY | 4.3L V6 262 CID |
| | 1997-1999 | ISUZU HOMBRE | 4.3L V6 4294cc |
| | 1997-2000 | CHEVROLET CARGO VAN | 5.7L V8 350 CID |
| | 1997-2001 | CHEVROLET BLAZER | 4.3L V6 262 CID |
| | 1997-2001 | GMC JIMMY | 4.3L V6 262 CID |
| | 1997-2001 | OLDSMOBILE BRAVADA | 4.3L V6 262 CID |
| | 1997-2002 | CHEVROLET EXPRESS 2500 | 5.0L V8 305 CID |
| | 1997-2003 | CHEVROLET BLAZER | 4.3L V6 262 CID |
| | 1998-1999 | GMC YUKON | 5.7L V8 350 CID |
| | 1998-2000 | GMC JIMMY | 4.3L V6 262 CID |
| | 1999-2000 | CADILLAC ESCALADE | 5.7L V8 350 CID |
| | 1999-2000 | GMC YUKON | 5.7L V8 350 CID |
| | 1999-2002 | CHEVROLET EXPRESS 2500 | 4.3L V6 262 CID |
| | 1999-2002 | GMC SAVANA 2500 | 4.3L V6 262 CID |
| | 1999-2003 | CHEVROLET S10 | 4.3L V6 262 CID |
| | 2000-2001 | GMC JIMMY | 4.3L V6 262 CID |
| | 2001-2003 | CHEVROLET BLAZER | 4.3L V6 262 CID |
| | 2002-2003 | CHEVROLET S10 | 4.3L V6 262 CID |
| MCK1003 | 1993 | DODGE B150 | 3.9L V6 3906cc 239 CID |
| | 1993 | DODGE B250 | 3.9L V6 3906cc 239 CID |
| | 1994 | DODGE B150 | 3.9L V6 3906cc 239 CID |
| | 1994 | DODGE B250 | 3.9L V6 3906cc 239 CID |
| | 1994 | DODGE RAM 1500 | 3.9L V6 3906cc 239 CID |
| | 1994 | DODGE RAM 2500 | 5.2L V8 5211cc 318 CID |
| | 1995 | JEEP GRAND CHEROKEE | 5.2L V8 5200cc 317 CID |
| | 1995 | DODGE RAM 2500 | 5.2L V8 5211cc 318 CID |
| | 1995 | JEEP GRAND CHEROKEE | 5.2L V8 5211cc 318 CID |
| | 1996 | DODGE RAM 2500 VAN | 5.2L V8 |
| | 1997 | DODGE B1500 | 3.9L V6 3906cc 239 CID |
| | 1997 | DODGE B2500 | 3.9L V6 3906cc 239 CID |
| | 1997 | DODGE RAM 1500 VAN | 3.9L V6 3907cc 238 CID |
| | 1997 | DODGE B1500 | 5.2L V8 5211cc 318 CID |
| | 1997 | DODGE B2500 | 5.2L V8 5211cc 318 CID |
| | 1997 | DODGE B3500 | 5.2L V8 5211cc 318 CID |
| | 1997 | DODGE RAM 2500 VAN | 5.2L V8 5211cc 318 CID |
| | 1997 | DODGE B2500 | 5.9L V8 360 CID |

| USMW | Years | Application | Engine |
|---------|-----------|---------------------|------------------------|
| | 1997 | DODGE B3500 | 5.9L V8 360 CID |
| | 1998 | DODGE B1500 | 3.9L V6 3906cc 239 CID |
| | 1998 | DODGE RAM 1500 | 3.9L V6 3908cc 238 CID |
| | 1998 | JEEP GRAND CHEROKEE | 5.2L V8 5218cc 318 CID |
| | 1999 | DODGE RAM 1500 | 3.9L V6 3908cc 238 CID |
| | 1999 | DODGE RAM 1500 VAN | 3.9L V6 3908cc 238 CID |
| | 1999 | DODGE RAM 2500 VAN | 5.2L V8 5211cc 318 CID |
| | 2000 | DODGE RAM 2500 VAN | 5.2L V8 5211cc 318 CID |
| | 2000 | DODGE RAM 2500 | 5.9L V8 360 CID |
| | 2000 | DODGE RAM 2500 | 5.9L V8 5899cc 360 CID |
| | 2001 | DODGE RAM 2500 VAN | 3.9L V6 3906cc 239 CID |
| | 2001 | DODGE RAM 2500 | 5.9L V8 360 CID |
| | 2002 | DODGE RAM 3500 VAN | 5.2L V8 5211cc 318 CID |
| | 2002 | DODGE RAM 3500 VAN | 5.9L V8 360 CID |
| | 2003 | DODGE RAM 2500 VAN | 5.2L V8 5211cc 318 CID |
| | 2003 | DODGE RAM 3500 VAN | 5.2L V8 5211cc 318 CID |
| | 2003 | DODGE RAM 2500 VAN | 5.9L V8 360 CID |
| | 2003 | DODGE RAM 3500 VAN | 5.9L V8 360 CID |
| | 1993-1994 | DODGE B150 | 5.2L V8 5211cc 318 CID |
| | 1993-1994 | DODGE B250 | 5.2L V8 5211cc 318 CID |
| | 1993-1994 | DODGE B350 | 5.2L V8 5211cc 318 CID |
| | 1993-1994 | DODGE B250 | 5.9L V8 360 CID |
| | 1993-1994 | DODGE B350 | 5.9L V8 360 CID |
| | 1994-1995 | JEEP GRAND CHEROKEE | 5.2L V8 5211cc 318 CID |
| | 1994-1996 | DODGE RAM 1500 | 5.2L V8 5211cc 318 CID |
| | 1994-1997 | JEEP GRAND CHEROKEE | 5.2L V8 5211cc 318 CID |
| | 1995-1996 | DODGE B1500 | 3.9L V6 3906cc 239 CID |
| | 1995-1996 | DODGE B2500 | 3.9L V6 3906cc 239 CID |
| | 1995-1996 | DODGE RAM 1500 | 3.9L V6 3906cc 239 CID |
| | 1995-1996 | DODGE B1500 | 5.2L V8 5211cc 318 CID |
| | 1995-1996 | DODGE B2500 | 5.2L V8 5211cc 318 CID |
| | 1995-1996 | DODGE B3500 | 5.2L V8 5211cc 318 CID |
| | 1995-1996 | DODGE B2500 | 5.9L V8 360 CID |
| | 1995-1996 | DODGE B3500 | 5.9L V8 360 CID |
| | 1996-1997 | JEEP GRAND CHEROKEE | 5.2L V8 5218cc 318 CID |
| | 1997-1998 | JEEP GRAND CHEROKEE | 5.2L V8 5211cc 318 CID |
| | 1997-2001 | DODGE RAM 1500 | 3.9L V6 3906cc 239 CID |
| | 1997-2001 | DODGE RAM 1500 | 5.2L V8 5211cc 318 CID |
| | 1999-2001 | DODGE RAM 3500 VAN | 5.9L V8 360 CID |
| | 1999-2002 | DODGE RAM 1500 VAN | 5.2L V8 5211cc 318 CID |
| | 1999-2002 | DODGE RAM 2500 VAN | 5.2L V8 5211cc 318 CID |
| | 1999-2002 | DODGE RAM 3500 VAN | 5.2L V8 5211cc 318 CID |
| | 1999-2002 | DODGE RAM 2500 VAN | 5.9L V8 360 CID |
| | 1999-2003 | DODGE RAM 1500 VAN | 3.9L V6 3906cc 239 CID |
| | 1999-2003 | DODGE RAM 1500 VAN | 5.2L V8 5211cc 318 CID |
| | 1999-2003 | DODGE RAM 1500 VAN | 5.9L V8 360 CID |
| | 2000-2001 | DODGE RAM 1500 | 3.9L V6 3906cc 239 CID |
| | 2000-2001 | DODGE RAM 1500 | 5.9L V8 360 CID |
| | 2000-2001 | DODGE RAM 1500 | 5.9L V8 5899cc 360 CID |
| | 2000-2002 | DODGE RAM 1500 VAN | 3.9L V6 3906cc 239 CID |
| | 2000-2002 | DODGE RAM 2500 | 5.9L V8 360 CID |
| | 2000-2002 | DODGE RAM 3500 | 5.9L V8 360 CID |
| MCK1004 | 1993 | DODGE DAKOTA | 3.9L V6 3906cc 239 CID |
| | 1993 | DODGE D150 | 5.2L V8 5211cc 318 CID |
| | 1993 | DODGE D250 | 5.2L V8 5211cc 318 CID |
| | 1993 | DODGE DAKOTA | 5.2L V8 5211cc 318 CID |
| | 1993 | DODGE RAMCHARGER | 5.2L V8 5211cc 318 CID |
| | 1993 | DODGE W150 | 5.2L V8 5211cc 318 CID |
| | 1993 | DODGE W250 | 5.2L V8 5211cc 318 CID |
| | 1993 | JEEP GRAND CHEROKEE | 5.2L V8 5211cc 318 CID |
| | 1993 | JEEP GRAND WAGONEER | 5.2L V8 5211cc 318 CID |
| | 1993 | DODGE D150 | 5.9L V8 360 CID |
| | 1993 | DODGE D250 | 5.9L V8 360 CID |
| | 1993 | DODGE D350 | 5.9L V8 360 CID |
| | 1993 | DODGE RAMCHARGER | 5.9L V8 360 CID |
| | 1993 | DODGE W150 | 5.9L V8 360 CID |
| | 1993 | DODGE W250 | 5.9L V8 360 CID |
| | 1993 | DODGE W350 | 5.9L V8 360 CID |
| | 1993 | DODGE RAMCHARGER | 5.9L V8 5900cc 360 CID |

| USMW | Years | Application | Engine | |
|----------------|----------------|---------------------|------------------------|-----------------|
| MCK1004 | 1994 | DODGE RAM 2500 | 5.9L V8 360 CID | |
| | 1994 | DODGE RAM 3500 | 5.9L V8 5900cc 360 CID | |
| | 1997 | DODGE DAKOTA | 5.2L V8 5211cc 318 CID | |
| | 1997 | DODGE RAM 1500 | 5.9L V8 360 CID | |
| | 1998 | DODGE DURANGO | 5.9L V8 360 CID | |
| | 1998 | DODGE RAM 1500 | 5.9L V8 360 CID | |
| | 1998 | DODGE RAM 2500 | 5.9L V8 360 CID | |
| | 1998 | DODGE RAM 3500 | 5.9L V8 360 CID | |
| | 1998 | DODGE RAM 2500 | 5.9L V8 5899cc 360 CID | |
| | 1999 | DODGE DURANGO | 5.9L V8 360 CID | |
| | 1999 | DODGE RAM 3500 | 5.9L V8 360 CID | |
| | 1999 | DODGE RAM 1500 | 5.9L V8 5899cc 360 CID | |
| | 1999 | DODGE RAM 2500 | 5.9L V8 5899cc 360 CID | |
| | 1999 | DODGE RAM 3500 | 5.9L V8 5899cc 360 CID | |
| | 2000 | DODGE DURANGO | 5.2L V8 5211cc 318 CID | |
| | 2000 | DODGE DURANGO | 5.9L V8 360 CID | |
| | 2000 | DODGE RAM 1500 | 5.9L V8 360 CID | |
| | 2000 | DODGE RAM 2500 | 5.9L V8 360 CID | |
| | 2000 | DODGE RAM 3500 | 5.9L V8 360 CID | |
| | 2000 | DODGE DURANGO | 5.9L V8 5850cc 357 CID | |
| | 2000 | DODGE RAM 1500 | 5.9L V8 5899cc 360 CID | |
| | 2000 | DODGE RAM 2500 | 5.9L V8 5899cc 360 CID | |
| | 2001 | DODGE DURANGO | 5.9L V8 360 CID | |
| | 2003 | DODGE DURANGO | 5.9L V8 360 CID | |
| | 1993-1996 | DODGE DAKOTA | 5.2L V8 5211cc 318 CID | |
| | 1994-1996 | DODGE RAM 1500 | 5.9L V8 360 CID | |
| | 1994-1997 | DODGE RAM 3500 | 5.9L V8 360 CID | |
| | 1995-1996 | DODGE DAKOTA | 5.2L V8 5211cc 318 CID | |
| | 1995-1997 | DODGE RAM 2500 | 5.9L V8 360 CID | |
| | 1995-1997 | DODGE RAM 3500 | 5.9L V8 360 CID | |
| | 1998-1999 | DODGE DURANGO | 5.2L V8 5208cc 318 CID | |
| | 1998-1999 | DODGE DAKOTA | 5.2L V8 5211cc 318 CID | |
| | 1998-1999 | DODGE DURANGO | 5.2L V8 5211cc 318 CID | |
| 1998-1999 | DODGE DAKOTA | 5.9L V8 360 CID | | |
| 1998-1999 | DODGE RAM 1500 | 5.9L V8 360 CID | | |
| 1998-1999 | DODGE RAM 2500 | 5.9L V8 360 CID | | |
| 2000-2001 | DODGE DURANGO | 5.9L V8 360 CID | | |
| 2002-2003 | DODGE DURANGO | 5.9L V8 360 CID | | |
| MCK1005 | 2002 | JEEP LIBERTY | 3.7L V6 226 CID | |
| | 2003 | JEEP LIBERTY | 3.7L V6 226 CID | |
| | 2006 | JEEP COMMANDER | 4.7L V8 285 CID | |
| | 2006 | JEEP GRAND CHEROKEE | 4.7L V8 285 CID | |
| | 2007 | JEEP GRAND CHEROKEE | 4.7L V8 4701cc 287 CID | |
| | 2009 | DODGE NITRO | 3.7L V6 226 CID | |
| | 2009 | JEEP LIBERTY | 3.7L V6 226 CID | |
| | 2010 | DODGE NITRO | 3.7L V6 226 CID | |
| | 2010 | JEEP COMMANDER | 3.7L V6 226 CID | |
| | 2010 | JEEP GRAND CHEROKEE | 3.7L V6 226 CID | |
| | 2010 | JEEP LIBERTY | 3.7L V6 226 CID | |
| | 2011 | DODGE NITRO | 3.7L V6 226 CID | |
| | 2011 | JEEP LIBERTY | 3.7L V6 3701cc 226 CID | |
| | 2012 | JEEP LIBERTY | 3.7L V6 226 CID | |
| | 2012 | JEEP LIBERTY | 3.7L V6 3700cc 226 CID | |
| | 2005-2009 | JEEP GRAND CHEROKEE | 4.7L V8 285 CID | |
| | 2006-2007 | JEEP COMMANDER | 4.7L V8 285 CID | |
| | 2006-2009 | JEEP COMMANDER | 4.7L V8 285 CID | |
| | 2007-2009 | JEEP COMMANDER | 4.7L V8 285 CID | |
| | 2009-2010 | DODGE NITRO | 3.7L V6 226 CID | |
| | 2010-2011 | JEEP LIBERTY | 3.7L V6 226 CID | |
| | MCK1006 | 2006 | MINI COOPER | 4.7L V8 285 CID |
| | | 2007 | MINI COOPER | 4.7L V8 285 CID |
| 2008 | | DODGE DAKOTA | 3.7L V6 226 CID | |
| 2008 | | DODGE DAKOTA | 4.7L V8 285 CID | |
| 2010 | | DODGE DAKOTA | 3.7L V6 226 CID | |
| 2011 | | RAM DAKOTA | 3.7L V6 226 CID | |
| 2011 | | RAM DAKOTA | 3.7L V6 3701cc 226 CID | |
| 2011 | | RAM DAKOTA | 4.7L V8 285 CID | |
| 2005-2007 | | DODGE DAKOTA | 3.7L V6 226 CID | |
| 2005-2007 | | DODGE DAKOTA | 4.7L V8 285 CID | |

| USMW | Years | Application | Engine |
|----------------|--------------------------|--------------------------|------------------------|
| | 2006-2007 | MINI COOPER | 3.7L V6 226 CID |
| | 2006-2007 | DODGE DAKOTA | 3.7L V6 3701cc 226 CID |
| | 2006-2009 | DODGE DAKOTA | 4.7L V8 285 CID |
| | 2006-2010 | DODGE DAKOTA | 4.7L V8 285 CID |
| | 2008-2009 | DODGE DAKOTA | 3.7L V6 226 CID |
| | 2008-2009 | MINI COOPER | 3.7L V6 226 CID |
| | 2008-2010 | DODGE DAKOTA | 3.7L V6 226 CID |
| | 2008-2010 | DODGE DAKOTA | 4.7L V8 285 CID |
| | 2009-2010 | DODGE DAKOTA | 3.7L V6 226 CID |
| | 2009-2010 | DODGE DAKOTA | 4.7L V8 285 CID |
| MCK1007 | 2000 | CHEVROLET TAHOE | 4.8L V8 294 CID |
| | 2000 | CHEVROLET TAHOE | 5.3L V8 5328cc 325 CID |
| | 2000 | GMC YUKON XL 1500 | 5.3L V8 5328cc 325 CID |
| | 2000 | CHEVROLET SUBURBAN 2500 | 6.0L V8 5967cc 364 CID |
| | 2000 | GMC YUKON XL 2500 | 6.0L V8 5967cc 364 CID |
| | 2001 | GMC SIERRA 1500 | 6.0L V8 5967cc 364 CID |
| | 2002 | GMC SIERRA 1500 | 4.8L V8 294 CID |
| | 2002 | GMC SIERRA 1500 | 5.3L V8 5328cc 325 CID |
| | 2003 | CHEVROLET SUBURBAN 1500 | 5.3L V8 323 CID |
| | 2003 | CHEVROLET AVALANCHE 1500 | 5.3L V8 5328cc 325 CID |
| | 2003 | CHEVROLET SUBURBAN 1500 | 5.3L V8 5328cc 325 CID |
| | 2003 | GMC SAVANA 2500 | 5.3L V8 5328cc 325 CID |
| | 2004 | CHEVROLET SILVERADO 1500 | 4.8L V8 294 CID |
| | 2004 | GMC YUKON | 4.8L V8 294 CID |
| | 2004 | CHEVROLET SUBURBAN 1500 | 5.3L V8 323 CID |
| | 2004 | CHEVROLET AVALANCHE 1500 | 5.3L V8 5328cc 325 CID |
| | 2004 | CHEVROLET SILVERADO 1500 | 5.3L V8 5328cc 325 CID |
| | 2004 | CHEVROLET SUBURBAN 1500 | 5.3L V8 5328cc 325 CID |
| | 2004 | CHEVROLET SILVERADO 1500 | 6.0L V8 5967cc 364 CID |
| | 2005 | CHEVROLET EXPRESS 3500 | 4.8L V8 294 CID |
| | 2005 | CHEVROLET SILVERADO 1500 | 4.8L V8 294 CID |
| | 2005 | GMC SAVANA 3500 | 4.8L V8 294 CID |
| | 2005 | GMC SIERRA 1500 | 4.8L V8 294 CID |
| | 2005 | GMC YUKON | 4.8L V8 294 CID |
| | 2005 | CHEVROLET SUBURBAN 1500 | 5.3L V8 323 CID |
| | 2005 | CADILLAC ESCALADE | 5.3L V8 5328cc 325 CID |
| | 2005 | CHEVROLET AVALANCHE 1500 | 5.3L V8 5328cc 325 CID |
| | 2005 | CHEVROLET SILVERADO 1500 | 5.3L V8 5328cc 325 CID |
| | 2005 | CHEVROLET TAHOE | 5.3L V8 5328cc 325 CID |
| | 2005 | GMC SIERRA 1500 | 5.3L V8 5328cc 325 CID |
| | 2005 | CHEVROLET SILVERADO 1500 | 6.0L V8 5967cc 364 CID |
| | 2005 | GMC SIERRA 1500 | 6.0L V8 5967cc 364 CID |
| | 2006 | CHEVROLET EXPRESS 3500 | 4.8L V8 294 CID |
| | 2006 | CHEVROLET SILVERADO 1500 | 4.8L V8 294 CID |
| | 2006 | CHEVROLET TAHOE | 4.8L V8 294 CID |
| 2006 | GMC SAVANA 3500 | 4.8L V8 294 CID | |
| 2006 | GMC SIERRA 1500 | 4.8L V8 294 CID | |
| 2006 | GMC YUKON | 4.8L V8 294 CID | |
| 2006 | CHEVROLET EXPRESS 1500 | 5.3L V8 325 CID | |
| 2006 | CHEVROLET AVALANCHE 1500 | 5.3L V8 5328cc 325 CID | |
| 2006 | CHEVROLET SILVERADO 1500 | 5.3L V8 5328cc 325 CID | |
| 2006 | CHEVROLET SUBURBAN 1500 | 5.3L V8 5328cc 325 CID | |
| 2006 | GMC SIERRA 1500 | 5.3L V8 5328cc 325 CID | |
| 2006 | GMC YUKON | 5.3L V8 5328cc 325 CID | |
| 2006 | GMC YUKON XL 1500 | 5.3L V8 5328cc 325 CID | |
| 2006 | CHEVROLET SILVERADO 1500 | 6.0L V8 5967cc 364 CID | |
| 2006 | CHEVROLET SILVERADO 3500 | 6.0L V8 5967cc 364 CID | |
| 2006 | CHEVROLET SUBURBAN 1500 | 6.0L V8 5967cc 364 CID | |
| 2006 | GMC SIERRA 1500 | 6.0L V8 5967cc 364 CID | |
| 2006 | GMC YUKON | 6.0L V8 5967cc 364 CID | |
| 2006 | GMC YUKON XL 1500 | 6.0L V8 5967cc 364 CID | |
| 2006 | GMC YUKON XL 2500 | 6.0L V8 5967cc 364 CID | |
| 1999-2000 | GMC SIERRA 1500 | 4.8L V8 294 CID | |
| 1999-2000 | CHEVROLET SILVERADO 2500 | 5.3L V8 5328cc 325 CID | |
| 1999-2000 | GMC SIERRA 1500 | 5.3L V8 5328cc 325 CID | |
| 1999-2000 | GMC SIERRA 2500 | 5.3L V8 5328cc 325 CID | |
| 1999-2000 | CHEVROLET SILVERADO 2500 | 6.0L V8 5967cc 364 CID | |
| 1999-2000 | GMC SIERRA 2500 | 6.0L V8 5967cc 364 CID | |
| 1999-2001 | CHEVROLET SILVERADO 1500 | 4.8L V8 294 CID | |

MAX COOLING KITS

| USMW | Years | Application | Engine |
|---------|-----------|-----------------------------|------------------------|
| MCK1007 | 1999-2001 | CHEVROLET SILVERADO 1500 | 5.3L V8 5328cc 325 CID |
| | 2000-2001 | CHEVROLET SUBURBAN 1500 | 5.3L V8 5328cc 325 CID |
| | 2000-2004 | GMC YUKON | 4.8L V8 294 CID |
| | 2000-2004 | GMC YUKON | 5.3L V8 5328cc 325 CID |
| | 2001-2002 | CHEVROLET SILVERADO 2500 | 6.0L V8 5967cc 364 CID |
| | 2001-2003 | GMC SIERRA 1500 | 4.8L V8 294 CID |
| | 2001-2003 | GMC SIERRA 1500 | 5.3L V8 5328cc 325 CID |
| | 2001-2003 | CHEVROLET SILVERADO 1500 HD | 6.0L V8 5967cc 364 CID |
| | 2001-2003 | GMC SIERRA 1500 HD | 6.0L V8 5967cc 364 CID |
| | 2001-2004 | CHEVROLET TAHOE | 4.8L V8 294 CID |
| | 2001-2004 | GMC SIERRA 1500 | 4.8L V8 294 CID |
| | 2001-2004 | CHEVROLET TAHOE | 5.3L V8 5328cc 325 CID |
| | 2001-2004 | GMC SIERRA 1500 | 5.3L V8 5328cc 325 CID |
| | 2001-2004 | GMC YUKON XL 1500 | 5.3L V8 5328cc 325 CID |
| | 2001-2004 | GMC SIERRA 2500 | 6.0L V8 5967cc 364 CID |
| | 2001-2005 | CHEVROLET SILVERADO 3500 | 6.0L V8 5967cc 364 CID |
| | 2001-2005 | GMC YUKON | 6.0L V8 5967cc 364 CID |
| | 2001-2005 | GMC YUKON XL 1500 | 6.0L V8 5967cc 364 CID |
| | 2001-2005 | GMC YUKON XL 2500 | 6.0L V8 5967cc 364 CID |
| | 2001-2006 | CHEVROLET SILVERADO 2500 HD | 6.0L V8 5967cc 364 CID |
| | 2001-2006 | CHEVROLET SUBURBAN 2500 | 6.0L V8 5967cc 364 CID |
| | 2001-2006 | GMC SIERRA 2500 HD | 6.0L V8 5967cc 364 CID |
| | 2001-2006 | GMC SIERRA 3500 | 6.0L V8 5967cc 364 CID |
| | 2002-2003 | CHEVROLET AVALANCHE 1500 | 5.3L V8 5328cc 325 CID |
| | 2002-2004 | CHEVROLET SILVERADO 1500 | 4.8L V8 294 CID |
| | 2002-2004 | GMC SIERRA 1500 | 4.8L V8 294 CID |
| | 2002-2004 | CADILLAC ESCALADE | 5.3L V8 5328cc 325 CID |
| | 2002-2004 | CHEVROLET AVALANCHE 1500 | 5.3L V8 5328cc 325 CID |
| | 2002-2004 | CHEVROLET SILVERADO 1500 | 5.3L V8 5328cc 325 CID |
| | 2002-2004 | CHEVROLET SUBURBAN 1500 | 5.3L V8 5328cc 325 CID |
| | 2002-2004 | GMC SIERRA 1500 | 5.3L V8 5328cc 325 CID |
| | 2002-2005 | GMC SIERRA 1500 | 6.0L V8 5967cc 364 CID |
| | 2002-2006 | CADILLAC ESCALADE | 6.0L V8 5967cc 364 CID |
| | 2002-2006 | CADILLAC ESCALADE EXT | 6.0L V8 5967cc 364 CID |
| | 2003-2004 | CHEVROLET TAHOE | 4.8L V8 294 CID |
| | 2003-2004 | CHEVROLET TAHOE | 5.3L V8 5328cc 325 CID |
| | 2003-2004 | CHEVROLET SILVERADO 1500 | 6.0L V8 5967cc 364 CID |
| | 2003-2004 | CHEVROLET SILVERADO 2500 | 6.0L V8 5967cc 364 CID |
| | 2003-2005 | CHEVROLET EXPRESS 1500 | 5.3L V8 323 CID |
| | 2003-2005 | CHEVROLET EXPRESS 2500 | 5.3L V8 5328cc 325 CID |
| | 2003-2005 | GMC SAVANA 2500 | 5.3L V8 5328cc 325 CID |
| | 2003-2005 | CHEVROLET SILVERADO 2500 HD | 6.0L V8 5967cc 364 CID |
| | 2003-2006 | CHEVROLET EXPRESS 2500 | 4.8L V8 294 CID |
| | 2003-2006 | GMC SAVANA 2500 | 4.8L V8 294 CID |
| | 2003-2006 | CHEVROLET EXPRESS 1500 | 5.3L V8 5328cc 325 CID |
| | 2003-2006 | GMC SAVANA 1500 | 5.3L V8 5328cc 325 CID |
| | 2003-2006 | CADILLAC ESCALADE ESV | 6.0L V8 5967cc 364 CID |
| | 2003-2006 | CHEVROLET EXPRESS 2500 | 6.0L V8 5967cc 364 CID |
| | 2003-2006 | CHEVROLET EXPRESS 3500 | 6.0L V8 5967cc 364 CID |
| | 2003-2006 | GMC SAVANA 2500 | 6.0L V8 5967cc 364 CID |
| | 2003-2006 | GMC SAVANA 3500 | 6.0L V8 5967cc 364 CID |
| | 2003-2006 | HUMMER H2 | 6.0L V8 5967cc 364 CID |
| | 2005-2006 | CHEVROLET SILVERADO 1500 | 4.8L V8 294 CID |
| | 2005-2006 | CHEVROLET TAHOE | 4.8L V8 294 CID |
| | 2005-2006 | GMC SIERRA 1500 | 4.8L V8 294 CID |
| | 2005-2006 | GMC YUKON | 4.8L V8 294 CID |
| | 2005-2006 | CHEVROLET SILVERADO 1500 | 5.3L V8 5328cc 325 CID |
| | 2005-2006 | CHEVROLET SUBURBAN 1500 | 5.3L V8 5328cc 325 CID |
| | 2005-2006 | CHEVROLET TAHOE | 5.3L V8 5328cc 325 CID |
| | 2005-2006 | GMC SIERRA 1500 | 5.3L V8 5328cc 325 CID |
| | 2005-2006 | GMC YUKON | 5.3L V8 5328cc 325 CID |
| | 2005-2006 | GMC YUKON XL 1500 | 5.3L V8 5328cc 325 CID |
| | 2005-2006 | CHEVROLET SILVERADO 1500 | 6.0L V8 5967cc 364 CID |
| | 2005-2006 | CHEVROLET SILVERADO 1500 HD | 6.0L V8 5967cc 364 CID |
| | 2005-2006 | GMC SIERRA 1500 HD | 6.0L V8 5967cc 364 CID |
| MCK1008 | 2002 | CHEVROLET TRAILBLAZER | 4.2L L6 256 CID |
| | 2003 | CHEVROLET TRAILBLAZER | 4.2L L6 256 CID |
| | 2003 | ISUZU ASCENDER | 4.2L L6 256 CID |
| | 2005 | ISUZU ASCENDER | 4.2L L6 256 CID |

| USMW | Years | Application | Engine |
|---------|-----------|-----------------------------|------------------------|
| | 2005 | SAAB 9-7X | 4.2L L6 256 CID |
| | 2006 | CHEVROLET TRAILBLAZER | 4.2L L6 256 CID |
| | 2002-2004 | GMC ENVOY | 4.2L L6 256 CID |
| | 2002-2004 | GMC ENVOY XL | 4.2L L6 256 CID |
| | 2002-2004 | OLDSMOBILE BRAVADA | 4.2L L6 256 CID |
| | 2002-2006 | CHEVROLET TRAILBLAZER EXT | 4.2L L6 256 CID |
| | 2003-2004 | CHEVROLET TRAILBLAZER | 4.2L L6 256 CID |
| | 2003-2004 | ISUZU ASCENDER | 4.2L L6 256 CID |
| | 2003-2006 | CHEVROLET TRAILBLAZER | 4.2L L6 256 CID |
| | 2004-2005 | GMC ENVOY XUV | 4.2L L6 256 CID |
| | 2004-2007 | BUICK RAINIER | 4.2L L6 256 CID |
| | 2005-2006 | GMC ENVOY XL | 4.2L L6 256 CID |
| | 2005-2007 | GMC ENVOY | 4.2L L6 256 CID |
| | 2006-2007 | ISUZU ASCENDER | 4.2L L6 256 CID |
| | 2006-2007 | SAAB 9-7X | 4.2L L6 256 CID |
| MCK1009 | 1987 | CHEVROLET ASTRO | 4.3L V6 262 CID |
| | 1988 | CHEVROLET S10 BLAZER | 4.3L V6 262 CID |
| | 1990 | CHEVROLET ASTRO | 4.3L V6 262 CID |
| | 1990 | CHEVROLET S10 BLAZER | 4.3L V6 262 CID |
| | 1990 | GMC S15 JIMMY | 4.3L V6 262 CID |
| | 1990 | GMC SAFARI | 4.3L V6 262 CID |
| | 1990 | CHEVROLET C2500 | 5.0L V8 305 CID |
| | 1990 | GMC C2500 | 5.0L V8 305 CID |
| | 1991 | CHEVROLET K1500 | 4.3L V6 262 CID |
| | 1991 | CHEVROLET K2500 | 4.3L V6 262 CID |
| | 1991 | CHEVROLET S10 | 4.3L V6 262 CID |
| | 1991 | GMC K1500 | 4.3L V6 262 CID |
| | 1991 | GMC K2500 | 4.3L V6 262 CID |
| | 1991 | GMC S15 JIMMY | 4.3L V6 262 CID |
| | 1991 | GMC SYCLONE | 4.3L V6 262 CID |
| | 1991 | CHEVROLET BLAZER | 5.7L V8 350 CID |
| | 1991 | CHEVROLET K1500 | 5.7L V8 350 CID |
| | 1991 | CHEVROLET K2500 | 5.7L V8 350 CID |
| | 1991 | GMC K1500 | 5.7L V8 350 CID |
| | 1991 | GMC K2500 | 5.7L V8 350 CID |
| | 1992 | CHEVROLET C1500 | 4.3L V6 262 CID |
| | 1992 | CHEVROLET C2500 | 4.3L V6 262 CID |
| | 1992 | GMC SONOMA | 4.3L V6 262 CID |
| | 1992 | CADILLAC COMMERCIAL CHASSIS | 5.7L V8 350 CID |
| | 1992 | CHEVROLET C1500 | 5.7L V8 350 CID |
| | 1992 | CHEVROLET C2500 | 5.7L V8 350 CID |
| | 1992 | CHEVROLET G30 | 5.7L V8 350 CID |
| | 1992 | CHEVROLET K2500 | 5.7L V8 350 CID |
| | 1992 | CHEVROLET SUBURBAN | 5.7L V8 350 CID |
| | 1992 | GMC G3500 | 5.7L V8 350 CID |
| | 1993 | CHEVROLET CAPRICE | 4.3L V6 262 CID |
| | 1993 | CADILLAC COMMERCIAL CHASSIS | 5.7L V8 350 CID |
| | 1993 | CADILLAC FLEETWOOD | 5.7L V8 350 CID |
| | 1993 | CHEVROLET C2500 | 5.7L V8 350 CID |
| | 1993 | CHEVROLET SUBURBAN | 5.7L V8 350 CID |
| | 1993 | CHEVROLET C2500 | 5.7L V8 5735cc 350 CID |
| | 1994 | CHEVROLET S10 | 4.3L V6 262 CID |
| | 1994 | CHEVROLET S10 BLAZER | 4.3L V6 262 CID |
| | 1994 | GMC JIMMY | 4.3L V6 262 CID |
| | 1995 | CHEVROLET ASTRO | 4.3L V6 262 CID |
| | 1995 | CHEVROLET BLAZER | 4.3L V6 262 CID |
| | 1995 | CHEVROLET S10 | 4.3L V6 262 CID |
| | 1995 | GMC JIMMY | 4.3L V6 262 CID |
| | 1995 | GMC SAFARI | 4.3L V6 262 CID |
| | 1995 | GMC SONOMA | 4.3L V6 262 CID |
| | 1987-1991 | CHEVROLET G10 | 4.3L V6 262 CID |
| | 1987-1991 | CHEVROLET G20 | 4.3L V6 262 CID |
| | 1987-1991 | CHEVROLET G30 | 4.3L V6 262 CID |
| | 1987-1991 | GMC G1500 | 4.3L V6 262 CID |
| | 1987-1991 | GMC G2500 | 4.3L V6 262 CID |
| | 1987-1991 | GMC G3500 | 4.3L V6 262 CID |
| | 1987-1991 | GMC G1500 | 5.0L V8 305 CID |
| | 1987-1991 | GMC G2500 | 5.0L V8 305 CID |
| | 1987-1994 | GMC SAFARI | 4.3L V6 262 CID |

| USMW | Years | Application | Engine |
|---------|-----------|--------------------------|-----------------|
| MCK1009 | 1988-1989 | CHEVROLET ASTRO | 4.3L V6 262 CID |
| | 1988-1989 | CHEVROLET C1500 | 4.3L V6 262 CID |
| | 1988-1989 | CHEVROLET C2500 | 4.3L V6 262 CID |
| | 1988-1989 | CHEVROLET S10 BLAZER | 4.3L V6 262 CID |
| | 1988-1989 | GMC C1500 | 4.3L V6 262 CID |
| | 1988-1989 | GMC C2500 | 4.3L V6 262 CID |
| | 1988-1989 | GMC S15 JIMMY | 4.3L V6 262 CID |
| | 1988-1989 | CHEVROLET C1500 | 5.0L V8 305 CID |
| | 1988-1989 | CHEVROLET C2500 | 5.0L V8 305 CID |
| | 1988-1989 | CHEVROLET K1500 | 5.0L V8 305 CID |
| | 1988-1989 | CHEVROLET K2500 | 5.0L V8 305 CID |
| | 1988-1989 | GMC C1500 | 5.0L V8 305 CID |
| | 1988-1989 | GMC C2500 | 5.0L V8 305 CID |
| | 1988-1989 | GMC K1500 | 5.0L V8 305 CID |
| | 1988-1989 | GMC K2500 | 5.0L V8 305 CID |
| | 1988-1989 | CHEVROLET C1500 | 5.7L V8 350 CID |
| | 1988-1989 | CHEVROLET C2500 | 5.7L V8 350 CID |
| | 1988-1989 | CHEVROLET C3500 | 5.7L V8 350 CID |
| | 1988-1989 | CHEVROLET K3500 | 5.7L V8 350 CID |
| | 1988-1989 | GMC C1500 | 5.7L V8 350 CID |
| | 1988-1989 | GMC C2500 | 5.7L V8 350 CID |
| | 1988-1989 | GMC C3500 | 5.7L V8 350 CID |
| | 1988-1989 | GMC K3500 | 5.7L V8 350 CID |
| | 1988-1990 | CHEVROLET K1500 | 4.3L V6 262 CID |
| | 1988-1990 | CHEVROLET K2500 | 4.3L V6 262 CID |
| | 1988-1990 | CHEVROLET S10 | 4.3L V6 262 CID |
| | 1988-1990 | GMC K1500 | 4.3L V6 262 CID |
| | 1988-1990 | GMC K2500 | 4.3L V6 262 CID |
| | 1988-1990 | GMC S15 | 4.3L V6 262 CID |
| | 1988-1990 | CHEVROLET K1500 | 5.7L V8 350 CID |
| | 1988-1990 | CHEVROLET K2500 | 5.7L V8 350 CID |
| | 1988-1990 | GMC K1500 | 5.7L V8 350 CID |
| | 1988-1990 | GMC K2500 | 5.7L V8 350 CID |
| | 1989-1990 | CHEVROLET CAPRICE | 4.3L V6 262 CID |
| | 1989-1990 | CHEVROLET CAPRICE | 5.0L V8 305 CID |
| | 1989-1990 | CHEVROLET BLAZER | 5.7L V8 350 CID |
| | 1989-1990 | CHEVROLET CAPRICE | 5.7L V8 350 CID |
| | 1989-1991 | CHEVROLET G10 | 5.0L V8 305 CID |
| | 1989-1991 | CHEVROLET G20 | 5.0L V8 305 CID |
| | 1989-1991 | CHEVROLET G10 | 5.7L V8 350 CID |
| | 1989-1991 | CHEVROLET G20 | 5.7L V8 350 CID |
| | 1989-1991 | CHEVROLET G30 | 5.7L V8 350 CID |
| | 1989-1991 | CHEVROLET R1500 SUBURBAN | 5.7L V8 350 CID |
| | 1989-1991 | CHEVROLET R2500 SUBURBAN | 5.7L V8 350 CID |
| | 1989-1991 | CHEVROLET V1500 SUBURBAN | 5.7L V8 350 CID |
| | 1989-1991 | CHEVROLET V2500 SUBURBAN | 5.7L V8 350 CID |
| | 1989-1991 | GMC G1500 | 5.7L V8 350 CID |
| | 1989-1991 | GMC G2500 | 5.7L V8 350 CID |
| | 1989-1991 | GMC G3500 | 5.7L V8 350 CID |
| | 1989-1991 | GMC JIMMY | 5.7L V8 350 CID |
| | 1989-1991 | GMC R1500 SUBURBAN | 5.7L V8 350 CID |
| | 1989-1991 | GMC R2500 SUBURBAN | 5.7L V8 350 CID |
| | 1989-1991 | GMC V1500 SUBURBAN | 5.7L V8 350 CID |
| | 1989-1991 | GMC V2500 SUBURBAN | 5.7L V8 350 CID |
| | 1990-1991 | CHEVROLET C1500 | 4.3L V6 262 CID |
| | 1990-1991 | CHEVROLET C2500 | 4.3L V6 262 CID |
| | 1990-1991 | GMC C1500 | 4.3L V6 262 CID |
| | 1990-1991 | GMC C2500 | 4.3L V6 262 CID |
| | 1990-1991 | CHEVROLET C1500 | 5.7L V8 350 CID |
| | 1990-1991 | CHEVROLET C2500 | 5.7L V8 350 CID |
| | 1990-1991 | CHEVROLET C3500 | 5.7L V8 350 CID |
| | 1990-1991 | CHEVROLET K3500 | 5.7L V8 350 CID |
| | 1990-1991 | GMC C1500 | 5.7L V8 350 CID |
| | 1990-1991 | GMC C2500 | 5.7L V8 350 CID |
| | 1990-1991 | GMC C3500 | 5.7L V8 350 CID |
| | 1990-1991 | GMC K3500 | 5.7L V8 350 CID |
| | 1990-1992 | CADILLAC BROUGHAM | 5.7L V8 350 CID |
| | 1990-1994 | CHEVROLET ASTRO | 4.3L V6 262 CID |
| | 1991-1992 | CHEVROLET S10 | 4.3L V6 262 CID |

| USMW | Years | Application | Engine |
|---------|-----------|--------------------------|------------------------|
| | 1991-1992 | CADILLAC BROUGHAM | 5.0L V8 305 CID |
| | 1991-1993 | CHEVROLET S10 BLAZER | 4.3L V6 262 CID |
| | 1991-1994 | CHEVROLET S10 | 4.3L V6 262 CID |
| | 1991-1994 | GMC SONOMA | 4.3L V6 262 CID |
| | 1991-1994 | OLDSMOBILE BRAVADA | 4.3L V6 262 CID |
| | 1991-1995 | CHEVROLET S10 | 4.3L V6 262 CID |
| | 1991-1995 | GMC SONOMA | 4.3L V6 262 CID |
| | 1992-1993 | CHEVROLET C1500 | 4.3L V6 262 CID |
| | 1992-1993 | CHEVROLET C2500 | 4.3L V6 262 CID |
| | 1992-1993 | CHEVROLET K1500 | 4.3L V6 262 CID |
| | 1992-1993 | CHEVROLET K2500 | 4.3L V6 262 CID |
| | 1992-1993 | CHEVROLET S10 | 4.3L V6 262 CID |
| | 1992-1993 | GMC C1500 | 4.3L V6 262 CID |
| | 1992-1993 | GMC C2500 | 4.3L V6 262 CID |
| | 1992-1993 | GMC JIMMY | 4.3L V6 262 CID |
| | 1992-1993 | GMC K1500 | 4.3L V6 262 CID |
| | 1992-1993 | GMC K2500 | 4.3L V6 262 CID |
| | 1992-1993 | GMC TYPHOON | 4.3L V6 262 CID |
| | 1992-1993 | CHEVROLET BLAZER | 5.7L V8 350 CID |
| | 1992-1993 | CHEVROLET C1500 | 5.7L V8 350 CID |
| | 1992-1993 | CHEVROLET C1500 SUBURBAN | 5.7L V8 350 CID |
| | 1992-1993 | CHEVROLET C2500 | 5.7L V8 350 CID |
| | 1992-1993 | CHEVROLET C2500 SUBURBAN | 5.7L V8 350 CID |
| | 1992-1993 | CHEVROLET C3500 | 5.7L V8 350 CID |
| | 1992-1993 | CHEVROLET K1500 | 5.7L V8 350 CID |
| | 1992-1993 | CHEVROLET K2500 | 5.7L V8 350 CID |
| | 1992-1993 | GMC C1500 | 5.7L V8 350 CID |
| | 1992-1993 | GMC C1500 SUBURBAN | 5.7L V8 350 CID |
| | 1992-1993 | GMC C2500 | 5.7L V8 350 CID |
| | 1992-1993 | GMC C2500 SUBURBAN | 5.7L V8 350 CID |
| | 1992-1993 | GMC C3500 | 5.7L V8 350 CID |
| | 1992-1993 | GMC K1500 | 5.7L V8 350 CID |
| | 1992-1993 | GMC K2500 | 5.7L V8 350 CID |
| | 1992-1993 | GMC YUKON | 5.7L V8 350 CID |
| | 1992-1994 | CHEVROLET K1500 SUBURBAN | 5.7L V8 350 CID |
| | 1992-1994 | CHEVROLET K2500 SUBURBAN | 5.7L V8 350 CID |
| | 1992-1994 | CHEVROLET K3500 | 5.7L V8 350 CID |
| | 1992-1994 | GMC K1500 SUBURBAN | 5.7L V8 350 CID |
| | 1992-1994 | GMC K2500 SUBURBAN | 5.7L V8 350 CID |
| | 1992-1994 | GMC K3500 | 5.7L V8 350 CID |
| | 1994-1995 | CHEVROLET S10 | 4.3L V6 262 CID |
| MCK1010 | 1990 | FORD F-150 | 5.0L V8 302 CID |
| | 1990 | FORD F-150 | 5.8L V8 351 CID |
| | 1991 | FORD F-250 | 5.0L V8 302 CID |
| | 1992 | FORD F-250 | 5.0L V8 302 CID |
| | 1992 | FORD F-250 | 5.0L V8 4949cc 302 CID |
| | 1992 | FORD F-250 | 5.8L V8 351 CID |
| | 1993 | FORD F-250 | 5.0L V8 302 CID |
| | 1993 | FORD F-250 | 5.0L V8 4949cc 302 CID |
| | 1993 | FORD F-350 | 5.8L V8 351 CID |
| | 1993 | FORD F-250 | 5.8L V8 5752cc 351 CID |
| | 1995 | FORD F-250 | 4.9L V8 4949cc 302 CID |
| | 1995 | FORD F-150 | 5.0L V8 302 CID |
| | 1995 | FORD F-250 | 5.0L V8 302 CID |
| | 1995 | FORD CLUB WAGON | 5.8L V8 351 CID |
| | 1995 | FORD F-150 | 5.8L V8 351 CID |
| | 1995 | FORD F-250 | 5.8L V8 351 CID |
| | 1995 | FORD F-250 | 5.8L V8 5752cc 351 CID |
| | 1995 | FORD F-350 | 5.8L V8 5752cc 351 CID |
| | 1996 | FORD F-150 | 5.0L V8 302 CID |
| | 1996 | FORD F-250 | 5.0L V8 302 CID |
| | 1996 | FORD CLUB WAGON | 5.8L V8 351 CID |
| | 1996 | FORD F-150 | 5.8L V8 351 CID |
| | 1996 | FORD F-350 | 5.8L V8 351 CID |
| | 1997 | FORD F-350 | 5.8L V8 351 CID |
| | 1987-1989 | FORD F-150 | 5.0L V8 302 CID |
| | 1987-1989 | FORD F-250 | 5.0L V8 302 CID |
| | 1987-1991 | FORD E-250 ECONOLINE | 5.0L V8 302 CID |
| | 1987-1996 | FORD BRONCO | 5.0L V8 302 CID |

MAX COOLING KITS

| USMW | Years | Application | Engine |
|---------|-----------|---------------------------------|------------------------|
| MCK1010 | 1987-1996 | FORD E-150 ECONOLINE | 5.0L V8 302 CID |
| | 1987-1996 | FORD E-150 ECONOLINE CLUB WAGON | 5.0L V8 302 CID |
| | 1988-1989 | FORD F-150 | 5.8L V8 351 CID |
| | 1988-1991 | FORD E-250 ECONOLINE CLUB WAGON | 5.8L V8 351 CID |
| | 1988-1991 | FORD F-250 | 5.8L V8 351 CID |
| | 1988-1992 | FORD F-350 | 5.8L V8 351 CID |
| | 1988-1993 | FORD F-350 | 5.8L V8 351 CID |
| | 1988-1996 | FORD BRONCO | 5.8L V8 351 CID |
| | 1988-1996 | FORD E-150 ECONOLINE | 5.8L V8 351 CID |
| | 1988-1996 | FORD E-150 ECONOLINE CLUB WAGON | 5.8L V8 351 CID |
| | 1988-1996 | FORD E-250 ECONOLINE | 5.8L V8 351 CID |
| | 1988-1996 | FORD E-350 ECONOLINE | 5.8L V8 351 CID |
| | 1988-1996 | FORD E-350 ECONOLINE CLUB WAGON | 5.8L V8 351 CID |
| | 1991-1992 | FORD F-150 | 5.0L V8 302 CID |
| | 1991-1992 | FORD F-150 | 5.8L V8 351 CID |
| | 1991-1995 | FORD F-150 | 5.0L V8 302 CID |
| | 1991-1995 | FORD F-150 | 5.8L V8 351 CID |
| | 1992-1994 | FORD F-250 | 5.0L V8 302 CID |
| | 1992-1996 | FORD F-250 | 5.8L V8 351 CID |
| | 1993-1994 | FORD F-250 | 5.0L V8 302 CID |
| | 1993-1995 | FORD F-150 | 5.0L V8 302 CID |
| | 1993-1995 | FORD F-150 | 5.8L V8 351 CID |
| | 1993-1996 | FORD F-250 | 5.8L V8 351 CID |
| | 1994-1995 | FORD F-350 | 5.8L V8 351 CID |
| | 1995-1996 | FORD F-250 | 5.8L V8 351 CID |
| MCK1011 | 1990 | FORD F-150 | 5.0L V8 302 CID |
| | 1990 | FORD F-150 | 5.8L V8 351 CID |
| | 1991 | FORD F-250 | 5.0L V8 302 CID |
| | 1992 | FORD F-250 | 5.0L V8 302 CID |
| | 1992 | FORD F-250 | 5.0L V8 4949cc 302 CID |
| | 1992 | FORD F-250 | 5.8L V8 351 CID |
| | 1993 | FORD F-250 | 5.0L V8 302 CID |
| | 1993 | FORD F-250 | 5.0L V8 4949cc 302 CID |
| | 1993 | FORD F-350 | 5.8L V8 351 CID |
| | 1993 | FORD F-250 | 5.8L V8 5752cc 351 CID |
| | 1995 | FORD F-250 | 4.9L V8 4949cc 302 CID |
| | 1995 | FORD F-150 | 5.0L V8 302 CID |
| | 1995 | FORD F-250 | 5.0L V8 302 CID |
| | 1995 | FORD CLUB WAGON | 5.8L V8 351 CID |
| | 1995 | FORD F-150 | 5.8L V8 351 CID |
| | 1995 | FORD F-250 | 5.8L V8 351 CID |
| | 1995 | FORD F-250 | 5.8L V8 5752cc 351 CID |
| | 1995 | FORD F-350 | 5.8L V8 5752cc 351 CID |
| | 1996 | FORD F-150 | 5.0L V8 302 CID |
| | 1996 | FORD F-250 | 5.0L V8 302 CID |
| | 1996 | FORD CLUB WAGON | 5.8L V8 351 CID |
| | 1996 | FORD ECONOLINE SUPER DUTY | 5.8L V8 351 CID |
| | 1996 | FORD F-150 | 5.8L V8 351 CID |
| | 1996 | FORD F-350 | 5.8L V8 351 CID |
| | 1997 | FORD F-350 | 5.8L V8 351 CID |
| | 1987-1989 | FORD F-150 | 5.0L V8 302 CID |
| | 1987-1989 | FORD F-250 | 5.0L V8 302 CID |
| | 1987-1991 | FORD E-250 ECONOLINE | 5.0L V8 302 CID |
| | 1987-1996 | FORD BRONCO | 5.0L V8 302 CID |
| | 1987-1996 | FORD E-150 ECONOLINE | 5.0L V8 302 CID |
| | 1987-1996 | FORD E-150 ECONOLINE CLUB WAGON | 5.0L V8 302 CID |
| | 1988-1989 | FORD F-150 | 5.8L V8 351 CID |
| | 1988-1991 | FORD E-250 ECONOLINE CLUB WAGON | 5.8L V8 351 CID |
| | 1988-1991 | FORD F-250 | 5.8L V8 351 CID |
| | 1988-1992 | FORD F-350 | 5.8L V8 351 CID |
| | 1988-1993 | FORD F-350 | 5.8L V8 351 CID |
| | 1988-1996 | FORD BRONCO | 5.8L V8 351 CID |
| | 1988-1996 | FORD E-150 ECONOLINE | 5.8L V8 351 CID |
| | 1988-1996 | FORD E-150 ECONOLINE CLUB WAGON | 5.8L V8 351 CID |
| | 1988-1996 | FORD E-250 ECONOLINE | 5.8L V8 351 CID |
| | 1988-1996 | FORD E-350 ECONOLINE | 5.8L V8 351 CID |
| | 1988-1996 | FORD E-350 ECONOLINE CLUB WAGON | 5.8L V8 351 CID |
| | 1991-1992 | FORD F-150 | 5.0L V8 302 CID |
| | 1991-1992 | FORD F-150 | 5.8L V8 351 CID |

| USMW | Years | Application | Engine |
|---------|-----------|---------------|------------------------|
| | 1991-1995 | FORD F-150 | 5.0L V8 302 CID |
| | 1991-1995 | FORD F-150 | 5.8L V8 351 CID |
| | 1992-1994 | FORD F-250 | 5.0L V8 302 CID |
| | 1992-1996 | FORD F-250 | 5.8L V8 351 CID |
| | 1993-1994 | FORD F-250 | 5.0L V8 302 CID |
| | 1993-1995 | FORD F-150 | 5.0L V8 302 CID |
| | 1993-1995 | FORD F-150 | 5.8L V8 351 CID |
| | 1993-1996 | FORD F-250 | 5.8L V8 351 CID |
| | 1994-1995 | FORD F-350 | 5.8L V8 351 CID |
| | 1995-1996 | FORD F-250 | 5.8L V8 351 CID |
| MCK1012 | 1990 | FORD RANGER | 4.0L V6 245 CID |
| | 1991 | FORD RANGER | 4.0L V6 245 CID |
| | 1993 | FORD RANGER | 4.0L V6 245 CID |
| | 1994 | FORD EXPLORER | 4.0L V6 245 CID |
| | 1995 | FORD RANGER | 4.0L V6 245 CID |
| | 1997 | FORD RANGER | 4.0L V6 245 CID |
| | 2000 | FORD EXPLORER | 4.0L V6 245 CID |
| | 1991-1993 | FORD EXPLORER | 4.0L V6 245 CID |
| | 1991-1994 | FORD RANGER | 4.0L V6 245 CID |
| | 1993-1994 | MAZDA NAVAJO | 4.0L V6 4016cc |
| | 1994-1997 | MAZDA B4000 | 4.0L V6 4016cc |
| | 1995-1996 | FORD EXPLORER | 4.0L V6 245 CID |
| | 1996-1997 | FORD RANGER | 4.0L V6 245 CID |
| | 1997-1999 | FORD EXPLORER | 4.0L V6 245 CID |
| | 1997-2000 | FORD EXPLORER | 4.0L V6 245 CID |
| | 1998-2000 | MAZDA B4000 | 4.0L V6 4016cc |
| | 1999-2000 | FORD EXPLORER | 4.0L V6 245 CID |
| MCK1013 | 1990 | FORD RANGER | 4.0L V6 245 CID |
| | 1991 | FORD RANGER | 4.0L V6 245 CID |
| | 1993 | FORD RANGER | 4.0L V6 245 CID |
| | 1994 | FORD EXPLORER | 4.0L V6 245 CID |
| | 1997 | FORD RANGER | 4.0L V6 245 CID |
| | 1998 | FORD RANGER | 4.0L V6 245 CID |
| | 1990-1994 | FORD AEROSTAR | 4.0L V6 245 CID |
| | 1990-1995 | FORD AEROSTAR | 4.0L V6 245 CID |
| | 1990-1997 | FORD AEROSTAR | 4.0L V6 245 CID |
| | 1991-1992 | MAZDA NAVAJO | 4.0L V6 4016cc |
| | 1991-1993 | FORD EXPLORER | 4.0L V6 245 CID |
| | 1991-1994 | FORD AEROSTAR | 4.0L V6 245 CID |
| | 1991-1994 | FORD RANGER | 4.0L V6 245 CID |
| | 1991-1997 | FORD AEROSTAR | 4.0L V6 245 CID |
| | 1994-1997 | MAZDA B4000 | 4.0L V6 4016cc |
| | 1998-2000 | FORD RANGER | 4.0L V6 245 CID |
| MCK1014 | 1995 | FORD RANGER | 2.3L L4 140 CID |
| | 1997 | FORD RANGER | 2.3L L4 140 CID |
| | 1998 | FORD RANGER | 2.5L L4 153 CID |
| | 1995-1997 | FORD RANGER | 2.3L L4 140 CID |
| | 1995-1997 | MAZDA B2300 | 2.3L L4 2295cc |
| | 1998-2001 | FORD RANGER | 2.5L L4 153 CID |
| | 1998-2001 | MAZDA B2500 | 2.5L L4 2492cc |
| MCK1015 | 1998 | FORD RANGER | 2.5L L4 153 CID |
| | 1998-2001 | FORD RANGER | 2.5L L4 153 CID |
| | 1998-2001 | MAZDA B2500 | 2.5L L4 2492cc |
| MCK1016 | 1995 | FORD RANGER | 3.0L V6 2986cc 182 CID |
| | 1997 | FORD RANGER | 3.0L V6 2986cc 182 CID |
| | 1998 | FORD RANGER | 3.0L V6 2986cc 182 CID |
| | 2002 | FORD RANGER | 3.0L V6 182 CID |
| | 2005 | FORD RANGER | 3.0L V6 2986cc 182 CID |
| | 1995-1997 | FORD RANGER | 3.0L V6 2986cc 182 CID |
| | 1995-2007 | MAZDA B3000 | 3.0L V6 2986cc 182 CID |
| | 1998-2002 | FORD RANGER | 3.0L V6 2986cc 182 CID |
| | 2001-2002 | FORD RANGER | 3.0L V6 2986cc 182 CID |
| | 2003-2004 | FORD RANGER | 3.0L V6 2986cc 182 CID |
| | 2005-2007 | FORD RANGER | 3.0L V6 2986cc 182 CID |
| | 2005-2008 | FORD RANGER | 3.0L V6 2986cc 182 CID |
| | 2006-2008 | FORD RANGER | 3.0L V6 2986cc 182 CID |
| MCK1017 | 1995 | FORD RANGER | 3.0L V6 2986cc 182 CID |
| | 1997 | FORD RANGER | 3.0L V6 2986cc 182 CID |
| | 1995-1997 | FORD AEROSTAR | 3.0L V6 2986cc 182 CID |

| USMW | Years | Application | Engine |
|---------|-----------|---------------------------------|-------------------------|
| MCK1017 | 1995-1997 | FORD RANGER | 3.0L V6 2986cc 182 CID |
| MCK1018 | 1996-2001 | FORD EXPLORER | 5.0L V8 302 CID |
| | 1997-2001 | MERCURY MOUNTAINEER | 5.0L V8 302 CID |
| | 1999-2000 | FORD EXPLORER | 5.0L V8 302 CID |
| MCK1019 | 2004 | FORD F-150 HERITAGE | 4.2L V6 256 CID |
| | 1997-2000 | FORD F-150 | 4.2L V6 256 CID |
| | 1997-2008 | FORD F-150 | 4.2L V6 256 CID |
| | 1998-1999 | FORD F-150 | 4.2L V6 256 CID |
| | 2004-2008 | FORD F-150 | 4.2L V6 256 CID |
| | 2005-2008 | FORD F-150 | 4.2L V6 256 CID |
| MCK1020 | 2003 | FORD E-150 | 4.2L V6 256 CID |
| | 2003 | FORD E-150 CLUB WAGON | 4.2L V6 256 CID |
| | 2003 | FORD E-250 | 4.2L V6 256 CID |
| | 2003 | FORD ECONOLINE | 4.2L V6 256 CID |
| | 1997-2002 | FORD E-150 ECONOLINE | 4.2L V6 256 CID |
| | 1997-2002 | FORD E-150 ECONOLINE CLUB WAGON | 4.2L V6 256 CID |
| | 1997-2002 | FORD E-250 ECONOLINE | 4.2L V6 256 CID |
| MCK1021 | 1997 | FORD E-350 ECONOLINE CLUB WAGON | 6.8L V10 415 CID |
| | 1999 | FORD F-450 | 6.8L V10 415 CID |
| | 2000 | FORD F-450 | 6.8L V10 6751cc 412 CID |
| | 2000 | FORD F-450 SUPER DUTY | 6.8L V10 6751cc 412 CID |
| | 2002 | FORD E-550 ECONOLINE SUPER DUTY | 6.8L V10 415 CID |
| | 2002 | FORD F53 | 6.8L V10 415 CID |
| | 2003 | FORD E-350 CLUB WAGON | 6.8L V10 415 CID |
| | 2003 | FORD E-550 SUPER DUTY | 6.8L V10 415 CID |
| | 2005 | FORD E-350 CLUB WAGON | 6.8L V10 415 CID |
| | 2007 | FORD E-350 SUPER DUTY | 6.8L V10 415 CID |
| | 2007 | FORD E-450 SUPER DUTY | 6.8L V10 415 CID |
| | 2010 | FORD E-350 SUPER DUTY | 6.8L V10 415 CID |
| | 2014 | FORD E-350 SUPER DUTY | 6.8L V10 415 CID |
| | 2014 | FORD E-450 SUPER DUTY | 6.8L V10 415 CID |
| | 1997-1998 | FORD E-350 ECONOLINE | 6.8L V10 415 CID |
| | 1997-1999 | FORD ECONOLINE SUPER DUTY | 6.8L V10 415 CID |
| | 1997-2002 | FORD E-350 ECONOLINE CLUB WAGON | 6.8L V10 415 CID |
| | 1999-2005 | FORD F-250 SUPER DUTY | 6.8L V10 415 CID |
| | 1999-2005 | FORD F-350 SUPER DUTY | 6.8L V10 415 CID |
| | 1999-2006 | FORD E-350 SUPER DUTY | 6.8L V10 415 CID |
| | 1999-2007 | FORD F-450 SUPER DUTY | 6.8L V10 415 CID |
| | 1999-2007 | FORD F-550 SUPER DUTY | 6.8L V10 415 CID |
| | 2000-2002 | FORD E-450 ECONOLINE SUPER DUTY | 6.8L V10 415 CID |
| | 2000-2005 | FORD EXCURSION | 6.8L V10 415 CID |
| | 2001-2007 | FORD F-450 | 6.8L V10 415 CID |
| | 2003-2006 | FORD E-450 SUPER DUTY | 6.8L V10 415 CID |
| | 2003-2007 | FORD F-550 SUPER DUTY | 6.8L V10 415 CID |
| | 2004-2007 | FORD F-250 SUPER DUTY | 6.8L V10 415 CID |
| | 2004-2007 | FORD F-350 SUPER DUTY | 6.8L V10 415 CID |
| | 2007-2010 | FORD E-450 SUPER DUTY | 6.8L V10 415 CID |
| | 2008-2010 | FORD E-350 SUPER DUTY | 6.8L V10 415 CID |
| | 2009-2010 | FORD E-350 SUPER DUTY | 6.8L V10 415 CID |
| MCK1022 | 2007 | FORD E-350 SUPER DUTY | 6.8L V10 415 CID |
| | 2007 | FORD E-450 SUPER DUTY | 6.8L V10 415 CID |
| | 2008 | FORD F-450 | 6.8L V10 415 CID |
| | 2008 | FORD F-450 SUPER DUTY | 6.8L V10 415 CID |
| | 2008 | FORD F-550 SUPER DUTY | 6.8L V10 415 CID |
| | 2010 | FORD E-350 SUPER DUTY | 6.8L V10 415 CID |
| | 2014 | FORD E-350 SUPER DUTY | 6.8L V10 415 CID |
| | 2014 | FORD E-450 SUPER DUTY | 6.8L V10 415 CID |
| | 2014 | FORD F-450 SUPER DUTY | 6.8L V10 415 CID |
| | 2014 | FORD F53 | 6.8L V10 415 CID |
| | 2014 | FORD F-550 SUPER DUTY | 6.8L V10 415 CID |
| | 2008-2009 | FORD F-250 SUPER DUTY | 6.8L V10 415 CID |
| | 2008-2009 | FORD F-350 SUPER DUTY | 6.8L V10 415 CID |
| | 2008-2010 | FORD E-350 SUPER DUTY | 6.8L V10 415 CID |
| | 2008-2010 | FORD E-450 SUPER DUTY | 6.8L V10 415 CID |
| | 2009-2010 | FORD E-350 SUPER DUTY | 6.8L V10 415 CID |
| MCK1023 | 2003 | FORD F-550 SUPER DUTY | 7.3L V8 445 CID |
| | 1999-2002 | FORD F-550 SUPER DUTY | 7.3L V8 445 CID |
| | 1999-2003 | FORD F-250 SUPER DUTY | 7.3L V8 445 CID |
| | 1999-2003 | FORD F-350 SUPER DUTY | 7.3L V8 445 CID |

| USMW | Years | Application | Engine |
|---------|-----------|---------------------------------|------------------------|
| | 1999-2003 | FORD F-450 SUPER DUTY | 7.3L V8 445 CID |
| | 2000-2003 | FORD EXCURSION | 7.3L V8 445 CID |
| MCK1024 | 1998 | FORD E-350 ECONOLINE | 7.3L V8 445 CID |
| | 2002 | FORD E-550 ECONOLINE SUPER DUTY | 7.3L V8 445 CID |
| | 2003 | FORD E-350 CLUB WAGON | 7.3L V8 445 CID |
| | 2003 | FORD E-450 SUPER DUTY | 7.3L V8 445 CID |
| | 2003 | FORD E-550 SUPER DUTY | 7.3L V8 445 CID |
| | 1998-1999 | FORD ECONOLINE SUPER DUTY | 7.3L V8 445 CID |
| | 1998-2002 | FORD E-350 ECONOLINE CLUB WAGON | 7.3L V8 445 CID |
| | 1999-2003 | FORD E-350 SUPER DUTY | 7.3L V8 445 CID |
| | 2000-2002 | FORD E-450 ECONOLINE SUPER DUTY | 7.3L V8 445 CID |
| MCK1025 | 1996 | FORD F-250 | 7.3L V8 445 CID |
| | 1996 | FORD F-350 | 7.3L V8 445 CID |
| | 1997 | FORD E-350 ECONOLINE CLUB WAGON | 7.3L V8 445 CID |
| | 1997 | FORD F-350 | 7.3L V8 445 CID |
| | 1996-1997 | FORD E-350 ECONOLINE | 7.3L V8 445 CID |
| | 1996-1997 | FORD E-350 ECONOLINE CLUB WAGON | 7.3L V8 445 CID |
| | 1996-1997 | FORD ECONOLINE SUPER DUTY | 7.3L V8 445 CID |
| | 1996-1997 | FORD F SUPER DUTY | 7.3L V8 445 CID |
| MCK1026 | 1997 | FORD EXPEDITION | 4.6L V8 281 CID |
| | 1997 | FORD F-150 | 4.6L V8 281 CID |
| | 1997 | FORD EXPEDITION | 5.4L V8 330 CID |
| | 1997 | FORD F-150 | 5.4L V8 330 CID |
| | 1999 | FORD E-150 ECONOLINE | 4.6L V8 281 CID |
| | 1999 | FORD ECONOLINE SUPER DUTY | 5.4L V8 330 CID |
| | 2002 | LINCOLN BLACKWOOD | 5.4L V8 330 CID |
| | 2004 | FORD F-150 HERITAGE | 4.6L V8 281 CID |
| | 2004 | FORD F-150 HERITAGE | 5.4L V8 330 CID |
| | 2005 | FORD F-250 SUPER DUTY | 5.4L V8 330 CID |
| | 2005 | FORD F-350 SUPER DUTY | 5.4L V8 330 CID |
| | 2006 | FORD F-150 | 5.4L V8 330 CID |
| | 2006 | LINCOLN MARK LT | 5.4L V8 330 CID |
| | 2007 | FORD E-150 ECONOLINE | 5.4L V8 330 CID |
| | 1997-1998 | FORD EXPEDITION | 4.6L V8 4601cc 281 CID |
| | 1997-1998 | FORD CLUB WAGON | 5.4L V8 330 CID |
| | 1997-1998 | FORD E-350 ECONOLINE CLUB WAGON | 5.4L V8 330 CID |
| | 1997-1998 | FORD ECONOLINE SUPER DUTY | 5.4L V8 330 CID |
| | 1997-1998 | FORD EXPEDITION | 5.4L V8 5409cc 330 CID |
| | 1997-1999 | FORD F-250 | 4.6L V8 281 CID |
| | 1997-1999 | FORD F-250 | 5.4L V8 330 CID |
| | 1997-2000 | FORD E-350 ECONOLINE | 5.4L V8 330 CID |
| | 1997-2002 | FORD E-150 ECONOLINE | 4.6L V8 281 CID |
| | 1997-2002 | FORD E-150 ECONOLINE CLUB WAGON | 5.4L V8 330 CID |
| | 1997-2002 | FORD E-150 ECONOLINE | 5.4L V8 330 CID |
| | 1997-2002 | FORD E-150 ECONOLINE CLUB WAGON | 5.4L V8 330 CID |
| | 1997-2002 | FORD E-250 ECONOLINE | 5.4L V8 330 CID |
| | 1997-2002 | FORD E-350 ECONOLINE CLUB WAGON | 5.4L V8 330 CID |
| | 1997-2004 | FORD EXPEDITION | 4.6L V8 281 CID |
| | 1997-2005 | FORD EXPEDITION | 5.4L V8 330 CID |
| | 1998-2000 | FORD F-150 | 4.6L V8 281 CID |
| | 1998-2000 | FORD F-150 | 5.4L V8 330 CID |
| | 1998-2003 | FORD F-150 | 4.6L V8 281 CID |
| | 1998-2006 | FORD F-150 | 4.6L V8 281 CID |
| | 1998-2006 | FORD F-150 | 5.4L V8 330 CID |
| | 1998-2006 | LINCOLN NAVIGATOR | 5.4L V8 330 CID |
| | 1999-2003 | FORD F-250 SUPER DUTY | 5.4L V8 330 CID |
| | 1999-2003 | FORD F-350 SUPER DUTY | 5.4L V8 330 CID |
| | 1999-2009 | FORD E-350 SUPER DUTY | 5.4L V8 330 CID |
| | 2000-2002 | FORD E-450 ECONOLINE SUPER DUTY | 5.4L V8 330 CID |
| | 2000-2003 | FORD F-150 | 5.4L V8 330 CID |
| | 2001-2003 | FORD F-150 | 4.6L V8 281 CID |
| | 2001-2003 | FORD F-150 | 5.4L V8 330 CID |
| | 2002-2003 | FORD F-150 | 5.4L V8 330 CID |
| | 2002-2006 | FORD ECONOLINE | 5.4L V8 330 CID |
| | 2003-2005 | FORD E-150 CLUB WAGON | 4.6L V8 281 CID |
| | 2003-2005 | FORD E-150 CLUB WAGON | 5.4L V8 330 CID |
| | 2003-2005 | FORD E-350 CLUB WAGON | 5.4L V8 330 CID |
| | 2003-2007 | FORD E-150 | 4.6L V8 281 CID |
| | 2003-2007 | FORD E-250 | 4.6L V8 281 CID |

| USMW | Years | Application | Engine |
|----------------|--------------------------|--------------------------|------------------------|
| MCK1026 | 2003-2009 | FORD E-150 | 5.4L V8 330 CID |
| | 2003-2014 | FORD E-250 | 5.4L V8 330 CID |
| | 2004-2005 | FORD F-250 SUPER DUTY | 5.4L V8 330 CID |
| | 2004-2005 | FORD F-350 SUPER DUTY | 5.4L V8 330 CID |
| | 2004-2006 | FORD ECONOLINE | 4.6L V8 281 CID |
| | 2004-2006 | FORD F-150 | 4.6L V8 281 CID |
| | 2004-2006 | FORD F-150 | 5.4L V8 330 CID |
| | 2005-2006 | FORD F-150 | 5.4L V8 330 CID |
| | 2006-2007 | FORD F-250 SUPER DUTY | 5.4L V8 330 CID |
| | 2006-2007 | FORD F-350 SUPER DUTY | 5.4L V8 330 CID |
| | 2007-2008 | FORD E-350 ECONOLINE | 5.4L V8 330 CID |
| | 2008-2009 | FORD F-250 SUPER DUTY | 5.4L V8 330 CID |
| | 2008-2009 | FORD F-350 SUPER DUTY | 5.4L V8 330 CID |
| | 2008-2010 | FORD F-250 SUPER DUTY | 5.4L V8 330 CID |
| | 2008-2010 | FORD F-350 SUPER DUTY | 5.4L V8 330 CID |
| | 2008-2014 | FORD E-450 SUPER DUTY | 5.4L V8 330 CID |
| | 2009-2010 | FORD F-250 SUPER DUTY | 5.4L V8 330 CID |
| | 2009-2010 | FORD F-350 SUPER DUTY | 5.4L V8 330 CID |
| | 2010-2014 | FORD E-150 | 4.6L V8 281 CID |
| | 2010-2014 | FORD E-250 | 4.6L V8 281 CID |
| 2010-2014 | FORD E-150 | 5.4L V8 330 CID | |
| 2010-2014 | FORD E-350 SUPER DUTY | 5.4L V8 330 CID | |
| MCK1027 | 2008-2009 | FORD F-250 SUPER DUTY | 5.4L V8 330 CID |
| | 2008-2009 | FORD F-350 SUPER DUTY | 5.4L V8 330 CID |
| | 2008-2010 | FORD F-250 SUPER DUTY | 5.4L V8 330 CID |
| | 2008-2010 | FORD F-350 SUPER DUTY | 5.4L V8 330 CID |
| | 2009-2010 | FORD F-250 SUPER DUTY | 5.4L V8 330 CID |
| | 2009-2010 | FORD F-350 SUPER DUTY | 5.4L V8 330 CID |
| MCK1028 | 2009 | FORD EXPEDITION | 5.4L V8 330 CID |
| | 2009 | LINCOLN NAVIGATOR | 5.4L V8 330 CID |
| | 2009-2010 | FORD F-150 | 4.6L V8 281 CID |
| MCK1029 | 2004 | FORD EXPLORER | 4.6L V8 281 CID |
| | 2004 | MERCURY MOUNTAINEER | 4.6L V8 281 CID |
| | 2005 | LINCOLN AVIATOR | 4.6L V8 281 CID |
| | 2002-2005 | FORD EXPLORER | 4.6L V8 281 CID |
| | 2002-2005 | MERCURY MOUNTAINEER | 4.6L V8 281 CID |
| | 2003-2004 | LINCOLN AVIATOR | 4.6L V8 281 CID |
| | 2004-2005 | FORD EXPLORER | 4.6L V8 281 CID |
| MCK1030 | 2004 | FORD F-250 SUPER DUTY | 5.4L V8 330 CID |
| | 2004 | FORD F-350 SUPER DUTY | 5.4L V8 330 CID |
| | 2005 | FORD F-250 SUPER DUTY | 5.4L V8 330 CID |
| | 2005 | FORD F-350 SUPER DUTY | 5.4L V8 330 CID |
| | 1999-2003 | FORD F-250 SUPER DUTY | 5.4L V8 330 CID |
| | 1999-2003 | FORD F-350 SUPER DUTY | 5.4L V8 330 CID |
| | 2000-2005 | FORD EXCURSION | 5.4L V8 330 CID |
| MCK1031 | 2006 | FORD EXPLORER | 4.6L V8 281 CID |
| | 2006 | MERCURY MOUNTAINEER | 4.6L V8 281 CID |
| | 2006 | FORD EXPLORER | 4.6L V8 4601cc 281 CID |
| | 2010 | FORD EXPLORER | 4.6L V8 281 CID |
| | 2006-2010 | MERCURY MOUNTAINEER | 4.6L V8 281 CID |
| | 2007-2009 | FORD EXPLORER | 4.6L V8 281 CID |
| | 2007-2009 | FORD EXPLORER SPORT TRAC | 4.6L V8 281 CID |
| | 2007-2009 | FORD EXPLORER | 4.6L V8 4601cc 281 CID |
| 2007-2010 | FORD EXPLORER SPORT TRAC | 4.6L V8 281 CID | |
| MCK1032 | 1991 | ISUZU PICKUP | 3.1L V6 3137cc |
| | 1989-1991 | ISUZU TROOPER | 2.8L V6 2827cc |
| | 1991-1992 | ISUZU PICKUP | 3.1L V6 3137cc |
| | 1991-1992 | ISUZU RODEO | 3.1L V6 3137cc |
| | 1993-1994 | ISUZU PICKUP | 3.1L V6 3137cc |
| MCK1033 | 1991 | CHEVROLET S10 | 2.8L V6 173 CID |
| | 1991 | GMC SONOMA | 2.8L V6 173 CID |
| | 1992 | CHEVROLET S10 | 2.8L V6 173 CID |
| | 1987-1988 | CHEVROLET S10 BLAZER | 2.8L V6 173 CID |
| | 1987-1989 | CHEVROLET S10 BLAZER | 2.8L V6 173 CID |
| | 1987-1989 | GMC S15 JIMMY | 2.8L V6 173 CID |
| | 1987-1990 | CHEVROLET S10 | 2.8L V6 173 CID |
| | 1987-1990 | GMC S15 | 2.8L V6 173 CID |
| | 1992-1993 | CHEVROLET S10 | 2.8L V6 173 CID |
| | 1992-1993 | GMC SONOMA | 2.8L V6 173 CID |

| USMW | Years | Application | Engine | |
|----------------|--------------------------|--------------------------|------------------------|-----------------|
| MCK1034 | 1991 | CHEVROLET S10 | 2.8L V6 173 CID | |
| | 1991 | GMC SONOMA | 2.8L V6 173 CID | |
| | 1987-1988 | CHEVROLET S10 BLAZER | 2.8L V6 173 CID | |
| | 1987-1989 | CHEVROLET S10 BLAZER | 2.8L V6 173 CID | |
| | 1987-1989 | GMC S15 JIMMY | 2.8L V6 173 CID | |
| | 1987-1990 | CHEVROLET S10 | 2.8L V6 173 CID | |
| | 1987-1990 | GMC S15 | 2.8L V6 173 CID | |
| | MCK1035 | 1988 | CHEVROLET R20 SUBURBAN | 7.4L V8 454 CID |
| | | 1988 | CHEVROLET V20 SUBURBAN | 7.4L V8 454 CID |
| | | 1988 | GMC G3500 | 7.4L V8 454 CID |
| 1990 | | CHEVROLET C1500 | 7.4L V8 454 CID | |
| 1992 | | CHEVROLET K2500 | 7.4L V8 454 CID | |
| 1993 | | CHEVROLET C1500 | 7.4L V8 454 CID | |
| 1996 | | GMC G3500 | 7.4L V8 454 CID | |
| 1988-1991 | | GMC R2500 SUBURBAN | 7.4L V8 454 CID | |
| 1988-1996 | | CHEVROLET G30 | 7.4L V8 454 CID | |
| 1988-2000 | | CHEVROLET C3500 | 7.4L V8 454 CID | |
| 1988-2000 | | CHEVROLET K3500 | 7.4L V8 454 CID | |
| 1988-2000 | | GMC C3500 | 7.4L V8 454 CID | |
| 1988-2000 | | GMC K3500 | 7.4L V8 454 CID | |
| 1989-1991 | | CHEVROLET R2500 SUBURBAN | 7.4L V8 454 CID | |
| 1989-1996 | | GMC G3500 | 7.4L V8 454 CID | |
| 1991-1992 | | CHEVROLET C1500 | 7.4L V8 454 CID | |
| 1991-1992 | | CHEVROLET C2500 | 7.4L V8 454 CID | |
| 1991-1993 | | CHEVROLET C2500 | 7.4L V8 454 CID | |
| 1991-2000 | | CHEVROLET K2500 | 7.4L V8 454 CID | |
| 1991-2000 | | GMC C2500 | 7.4L V8 454 CID | |
| 1991-2000 | GMC K2500 | 7.4L V8 454 CID | | |
| 1992-1999 | CHEVROLET C2500 SUBURBAN | 7.4L V8 454 CID | | |
| 1992-1999 | CHEVROLET K2500 SUBURBAN | 7.4L V8 454 CID | | |
| 1992-1999 | GMC C2500 SUBURBAN | 7.4L V8 454 CID | | |
| 1992-1999 | GMC K2500 SUBURBAN | 7.4L V8 454 CID | | |
| 1994-2000 | CHEVROLET C2500 | 7.4L V8 454 CID | | |
| 1996-2000 | CHEVROLET EXPRESS 3500 | 7.4L V8 454 CID | | |
| 1996-2000 | GMC SAVANA 3500 | 7.4L V8 454 CID | | |
| 1998-1999 | CHEVROLET P30 | 7.4L V8 454 CID | | |
| 1998-1999 | GMC P3500 | 7.4L V8 454 CID | | |
| 1998-2000 | CHEVROLET C3500HD | 7.4L V8 454 CID | | |
| 1998-2000 | GMC C3500HD | 7.4L V8 454 CID | | |
| MCK1036 | 1989 | CHEVROLET R2500 SUBURBAN | 5.7L V8 350 CID | |
| | 1989 | CHEVROLET V2500 SUBURBAN | 5.7L V8 350 CID | |
| | 1989 | GMC R2500 SUBURBAN | 5.7L V8 350 CID | |
| | 1989 | GMC V2500 SUBURBAN | 5.7L V8 350 CID | |
| | 1991 | CHEVROLET BLAZER | 5.7L V8 350 CID | |
| | 1991 | CHEVROLET R2500 SUBURBAN | 5.7L V8 350 CID | |
| | 1991 | CHEVROLET V2500 SUBURBAN | 5.7L V8 350 CID | |
| | 1991 | GMC R2500 SUBURBAN | 5.7L V8 350 CID | |
| | 1991 | GMC V2500 SUBURBAN | 5.7L V8 350 CID | |
| | 1992 | CHEVROLET K2500 | 5.7L V8 350 CID | |
| | 1993 | CHEVROLET C2500 | 5.7L V8 5735cc 350 CID | |
| | 1994 | CHEVROLET BLAZER | 5.7L V8 350 CID | |
| | 1995 | CHEVROLET K1500 SUBURBAN | 5.7L V8 350 CID | |
| | 1995 | CHEVROLET TAHOE | 5.7L V8 350 CID | |
| | 1995 | GMC C1500 SUBURBAN | 5.7L V8 350 CID | |
| | 1995 | GMC K1500 SUBURBAN | 5.7L V8 350 CID | |
| | 1988-1989 | CHEVROLET C1500 | 4.3L V6 262 CID | |
| | 1988-1989 | CHEVROLET C1500 | 5.0L V8 305 CID | |
| | 1988-1989 | CHEVROLET C1500 | 5.7L V8 350 CID | |
| | 1988-1992 | CHEVROLET C2500 | 4.3L V6 262 CID | |
| 1988-1992 | CHEVROLET C2500 | 5.0L V8 305 CID | | |
| 1988-1992 | CHEVROLET C2500 | 5.7L V8 350 CID | | |
| 1988-1993 | CHEVROLET C2500 | 4.3L V6 262 CID | | |
| 1988-1993 | GMC C2500 | 4.3L V6 262 CID | | |
| 1988-1993 | GMC K2500 | 4.3L V6 262 CID | | |
| 1988-1993 | CHEVROLET C2500 | 5.0L V8 305 CID | | |
| 1988-1993 | CHEVROLET C2500 | 5.7L V8 350 CID | | |
| 1988-1995 | CHEVROLET K1500 | 4.3L V6 262 CID | | |
| 1988-1995 | CHEVROLET K2500 | 4.3L V6 262 CID | | |
| 1988-1995 | GMC C1500 | 4.3L V6 262 CID | | |

| USMW | Years | Application | Engine |
|----------------|-----------------|--------------------------|------------------------|
| MCK1036 | 1988-1995 | GMC K1500 | 4.3L V6 262 CID |
| | 1988-1995 | CHEVROLET K1500 | 5.0L V8 305 CID |
| | 1988-1995 | CHEVROLET K2500 | 5.0L V8 305 CID |
| | 1988-1995 | GMC C1500 | 5.0L V8 305 CID |
| | 1988-1995 | GMC C2500 | 5.0L V8 305 CID |
| | 1988-1995 | GMC K1500 | 5.0L V8 305 CID |
| | 1988-1995 | GMC K2500 | 5.0L V8 305 CID |
| | 1988-1995 | CHEVROLET K1500 | 5.7L V8 350 CID |
| | 1988-1995 | CHEVROLET K2500 | 5.7L V8 350 CID |
| | 1988-1995 | GMC C1500 | 5.7L V8 350 CID |
| | 1988-1995 | GMC C2500 | 5.7L V8 350 CID |
| | 1988-1995 | GMC K1500 | 5.7L V8 350 CID |
| | 1988-1995 | GMC K2500 | 5.7L V8 350 CID |
| | 1989-1990 | CHEVROLET BLAZER | 5.7L V8 350 CID |
| | 1989-1991 | CHEVROLET R1500 SUBURBAN | 5.7L V8 350 CID |
| | 1989-1991 | CHEVROLET V1500 SUBURBAN | 5.7L V8 350 CID |
| | 1989-1991 | GMC JIMMY | 5.7L V8 350 CID |
| | 1989-1991 | GMC R1500 SUBURBAN | 5.7L V8 350 CID |
| | 1989-1991 | GMC V1500 SUBURBAN | 5.7L V8 350 CID |
| | 1990-1992 | CHEVROLET C1500 | 4.3L V6 262 CID |
| | 1990-1992 | CHEVROLET C1500 | 5.0L V8 305 CID |
| | 1990-1992 | CHEVROLET C1500 | 5.7L V8 350 CID |
| | 1990-1993 | CHEVROLET C1500 | 4.3L V6 262 CID |
| | 1990-1993 | CHEVROLET C1500 | 5.0L V8 305 CID |
| | 1990-1993 | CHEVROLET C1500 | 5.7L V8 350 CID |
| | 1992-1993 | CHEVROLET BLAZER | 5.7L V8 350 CID |
| | 1992-1994 | CHEVROLET BLAZER | 5.7L V8 350 CID |
| | 1992-1994 | CHEVROLET C1500 | 5.7L V8 350 CID |
| | 1992-1994 | CHEVROLET SUBURBAN | 5.7L V8 350 CID |
| | 1992-1994 | GMC C1500 | 5.7L V8 350 CID |
| | 1992-1994 | GMC K1500 | 5.7L V8 350 CID |
| | 1992-1995 | CHEVROLET C1500 SUBURBAN | 5.7L V8 350 CID |
| | 1992-1995 | CHEVROLET C2500 SUBURBAN | 5.7L V8 350 CID |
| | 1992-1995 | CHEVROLET K2500 SUBURBAN | 5.7L V8 350 CID |
| | 1992-1995 | GMC C2500 SUBURBAN | 5.7L V8 350 CID |
| | 1992-1995 | GMC K2500 SUBURBAN | 5.7L V8 350 CID |
| | 1992-1995 | GMC YUKON | 5.7L V8 350 CID |
| | 1993-1995 | CHEVROLET C2500 | 5.7L V8 350 CID |
| | 1994-1995 | CHEVROLET C1500 | 4.3L V6 262 CID |
| | 1994-1995 | CHEVROLET C2500 | 4.3L V6 262 CID |
| | 1994-1995 | GMC C2500 | 4.3L V6 262 CID |
| | 1994-1995 | GMC K2500 | 4.3L V6 262 CID |
| | 1994-1995 | CHEVROLET C1500 | 5.0L V8 305 CID |
| | 1994-1995 | CHEVROLET C2500 | 5.0L V8 305 CID |
| | 1994-1995 | CHEVROLET C1500 | 5.7L V8 350 CID |
| | 1995-1996 | AM GENERAL HUMMER | 5.7L V8 350 CID |
| | MCK1037 | 1988 | CHEVROLET S10 BLAZER |
| 1988 | | CHEVROLET G10 | 5.7L V8 350 CID |
| 1990 | | CHEVROLET G20 | 5.7L V8 350 CID |
| 1990 | | GMC G2500 | 5.7L V8 350 CID |
| 1991 | | CHEVROLET S10 | 4.3L V6 262 CID |
| 1991 | | GMC S15 JIMMY | 4.3L V6 262 CID |
| 1991 | | GMC SONOMA | 4.3L V6 262 CID |
| 1991 | | CHEVROLET BLAZER | 5.7L V8 350 CID |
| 1992 | | GMC SONOMA | 4.3L V6 262 CID |
| 1992 | | CHEVROLET G20 | 5.7L V8 350 CID |
| 1992 | | CHEVROLET K2500 | 5.7L V8 350 CID |
| 1992 | | GMC G2500 | 5.7L V8 350 CID |
| 1993 | | GMC SONOMA | 4.3L V6 262 CID |
| 1993 | | CHEVROLET C2500 | 5.7L V8 5735cc 350 CID |
| 1994 | | CHEVROLET BLAZER | 5.7L V8 350 CID |
| 1995 | | CHEVROLET BLAZER | 4.3L V6 262 CID |
| 1995 | | CHEVROLET S10 | 4.3L V6 262 CID |
| 1995 | | GMC JIMMY | 4.3L V6 262 CID |
| 1995 | | GMC SONOMA | 4.3L V6 262 CID |
| 1995 | | CHEVROLET G20 | 5.0L V8 305 CID |
| 1995 | | CHEVROLET C1500 SUBURBAN | 5.7L V8 350 CID |
| 1995 | CHEVROLET G20 | 5.7L V8 350 CID | |
| 1995 | CHEVROLET TAHOE | 5.7L V8 350 CID | |

| USMW | Years | Application | Engine |
|-----------|----------------------|-----------------|--------|
| 1987-1988 | GMC G1500 | 5.7L V8 350 CID | |
| 1987-1988 | GMC G3500 | 5.7L V8 350 CID | |
| 1987-1989 | CHEVROLET ASTRO | 4.3L V6 262 CID | |
| 1987-1993 | CHEVROLET G30 | 4.3L V6 262 CID | |
| 1987-1993 | GMC G1500 | 4.3L V6 262 CID | |
| 1987-1994 | GMC SAFARI | 4.3L V6 262 CID | |
| 1987-1994 | CHEVROLET G20 | 5.0L V8 305 CID | |
| 1987-1995 | CHEVROLET G10 | 4.3L V6 262 CID | |
| 1987-1995 | CHEVROLET G20 | 4.3L V6 262 CID | |
| 1987-1995 | CHEVROLET G30 | 4.3L V6 262 CID | |
| 1987-1995 | GMC G2500 | 4.3L V6 262 CID | |
| 1987-1995 | GMC G3500 | 4.3L V6 262 CID | |
| 1987-1995 | GMC G1500 | 5.0L V8 305 CID | |
| 1987-1995 | GMC G2500 | 5.0L V8 305 CID | |
| 1987-1996 | CHEVROLET G30 | 5.7L V8 350 CID | |
| 1988-1989 | CHEVROLET ASTRO | 4.3L V6 262 CID | |
| 1988-1989 | CHEVROLET C1500 | 4.3L V6 262 CID | |
| 1988-1989 | CHEVROLET S10 BLAZER | 4.3L V6 262 CID | |
| 1988-1989 | GMC S15 JIMMY | 4.3L V6 262 CID | |
| 1988-1989 | CHEVROLET C1500 | 5.0L V8 305 CID | |
| 1988-1989 | CHEVROLET C1500 | 5.7L V8 350 CID | |
| 1988-1990 | CHEVROLET S10 | 4.3L V6 262 CID | |
| 1988-1990 | CHEVROLET S10 BLAZER | 4.3L V6 262 CID | |
| 1988-1990 | GMC S15 | 4.3L V6 262 CID | |
| 1988-1990 | GMC S15 JIMMY | 4.3L V6 262 CID | |
| 1988-1991 | CHEVROLET G20 | 5.7L V8 350 CID | |
| 1988-1991 | GMC G2500 | 5.7L V8 350 CID | |
| 1988-1992 | CHEVROLET C2500 | 4.3L V6 262 CID | |
| 1988-1992 | CHEVROLET C2500 | 5.0L V8 305 CID | |
| 1988-1992 | CHEVROLET C2500 | 5.7L V8 350 CID | |
| 1988-1993 | CHEVROLET C2500 | 4.3L V6 262 CID | |
| 1988-1993 | CHEVROLET G30 | 4.3L V6 262 CID | |
| 1988-1993 | GMC C2500 | 4.3L V6 262 CID | |
| 1988-1993 | GMC G1500 | 4.3L V6 262 CID | |
| 1988-1993 | GMC K2500 | 4.3L V6 262 CID | |
| 1988-1993 | CHEVROLET C2500 | 5.0L V8 305 CID | |
| 1988-1993 | CHEVROLET C2500 | 5.7L V8 350 CID | |
| 1988-1993 | CHEVROLET G10 | 5.7L V8 350 CID | |
| 1988-1993 | GMC G1500 | 5.7L V8 350 CID | |
| 1988-1994 | CHEVROLET G20 | 5.0L V8 305 CID | |
| 1988-1995 | CHEVROLET G10 | 4.3L V6 262 CID | |
| 1988-1995 | CHEVROLET G20 | 4.3L V6 262 CID | |
| 1988-1995 | CHEVROLET G30 | 4.3L V6 262 CID | |
| 1988-1995 | CHEVROLET K1500 | 4.3L V6 262 CID | |
| 1988-1995 | CHEVROLET K2500 | 4.3L V6 262 CID | |
| 1988-1995 | GMC C1500 | 4.3L V6 262 CID | |
| 1988-1995 | GMC G2500 | 4.3L V6 262 CID | |
| 1988-1995 | GMC G3500 | 4.3L V6 262 CID | |
| 1988-1995 | GMC K1500 | 4.3L V6 262 CID | |
| 1988-1995 | CHEVROLET G10 | 5.0L V8 305 CID | |
| 1988-1995 | CHEVROLET K1500 | 5.0L V8 305 CID | |
| 1988-1995 | CHEVROLET K2500 | 5.0L V8 305 CID | |
| 1988-1995 | GMC C1500 | 5.0L V8 305 CID | |
| 1988-1995 | GMC C2500 | 5.0L V8 305 CID | |
| 1988-1995 | GMC G1500 | 5.0L V8 305 CID | |
| 1988-1995 | GMC G2500 | 5.0L V8 305 CID | |
| 1988-1995 | GMC K1500 | 5.0L V8 305 CID | |
| 1988-1995 | GMC K2500 | 5.0L V8 305 CID | |
| 1988-1995 | CHEVROLET C3500 | 5.7L V8 350 CID | |
| 1988-1995 | CHEVROLET K1500 | 5.7L V8 350 CID | |
| 1988-1995 | CHEVROLET K2500 | 5.7L V8 350 CID | |
| 1988-1995 | CHEVROLET K3500 | 5.7L V8 350 CID | |
| 1988-1995 | GMC C1500 | 5.7L V8 350 CID | |
| 1988-1995 | GMC C2500 | 5.7L V8 350 CID | |
| 1988-1995 | GMC C3500 | 5.7L V8 350 CID | |
| 1988-1995 | GMC K1500 | 5.7L V8 350 CID | |
| 1988-1995 | GMC K2500 | 5.7L V8 350 CID | |
| 1988-1995 | GMC K3500 | 5.7L V8 350 CID | |
| 1989-1990 | CHEVROLET BLAZER | 5.7L V8 350 CID | |

MAX COOLING KITS



MAX COOLING KIT BUYER'S GUIDE

USMW
Professional Series

| USMW | Years | Application | Engine |
|----------------|-----------|--------------------------|------------------------|
| MCK1037 | 1989-1991 | CHEVROLET R1500 SUBURBAN | 5.7L V8 350 CID |
| | 1989-1991 | CHEVROLET R2500 SUBURBAN | 5.7L V8 350 CID |
| | 1989-1991 | CHEVROLET V1500 SUBURBAN | 5.7L V8 350 CID |
| | 1989-1991 | CHEVROLET V2500 SUBURBAN | 5.7L V8 350 CID |
| | 1989-1991 | GMC JIMMY | 5.7L V8 350 CID |
| | 1989-1991 | GMC R1500 SUBURBAN | 5.7L V8 350 CID |
| | 1989-1991 | GMC R2500 SUBURBAN | 5.7L V8 350 CID |
| | 1989-1991 | GMC V1500 SUBURBAN | 5.7L V8 350 CID |
| | 1989-1991 | GMC V2500 SUBURBAN | 5.7L V8 350 CID |
| | 1989-1995 | GMC G3500 | 5.7L V8 350 CID |
| | 1990-1992 | CHEVROLET C1500 | 4.3L V6 262 CID |
| | 1990-1992 | CHEVROLET C1500 | 5.0L V8 305 CID |
| | 1990-1992 | CHEVROLET C1500 | 5.7L V8 350 CID |
| | 1990-1993 | CHEVROLET C1500 | 4.3L V6 262 CID |
| | 1990-1993 | CHEVROLET C1500 | 5.0L V8 305 CID |
| | 1990-1993 | CHEVROLET C1500 | 5.7L V8 350 CID |
| | 1990-1993 | CHEVROLET G10 | 5.7L V8 350 CID |
| | 1990-1993 | GMC G1500 | 5.7L V8 350 CID |
| | 1990-1994 | CHEVROLET ASTRO | 4.3L V6 262 CID |
| | 1991-1992 | CHEVROLET S10 | 4.3L V6 262 CID |
| | 1991-1993 | CHEVROLET S10 | 4.3L V6 262 CID |
| | 1991-1993 | CHEVROLET S10 BLAZER | 4.3L V6 262 CID |
| | 1991-1994 | OLDSMOBILE BRAVADA | 4.3L V6 262 CID |
| | 1991-1995 | CHEVROLET S10 | 4.3L V6 262 CID |
| | 1992-1993 | CHEVROLET G30 | 4.3L V6 262 CID |
| | 1992-1993 | CHEVROLET S10 | 4.3L V6 262 CID |
| | 1992-1993 | GMC JIMMY | 4.3L V6 262 CID |
| | 1992-1993 | CHEVROLET BLAZER | 5.7L V8 350 CID |
| | 1992-1994 | CHEVROLET BLAZER | 5.7L V8 350 CID |
| | 1992-1994 | CHEVROLET SUBURBAN | 5.7L V8 350 CID |
| | 1992-1995 | CHEVROLET G30 | 4.3L V6 262 CID |
| | 1992-1995 | GMC G3500 | 4.3L V6 262 CID |
| | 1992-1995 | CHEVROLET C1500 SUBURBAN | 5.7L V8 350 CID |
| | 1992-1995 | CHEVROLET C2500 SUBURBAN | 5.7L V8 350 CID |
| | 1992-1995 | CHEVROLET K1500 SUBURBAN | 5.7L V8 350 CID |
| | 1992-1995 | CHEVROLET K2500 SUBURBAN | 5.7L V8 350 CID |
| | 1992-1995 | GMC C1500 SUBURBAN | 5.7L V8 350 CID |
| | 1992-1995 | GMC C2500 SUBURBAN | 5.7L V8 350 CID |
| | 1992-1995 | GMC K1500 SUBURBAN | 5.7L V8 350 CID |
| | 1992-1995 | GMC K2500 SUBURBAN | 5.7L V8 350 CID |
| | 1992-1995 | GMC YUKON | 5.7L V8 350 CID |
| | 1993-1994 | CHEVROLET G20 | 5.7L V8 350 CID |
| | 1993-1995 | GMC SONOMA | 4.3L V6 262 CID |
| | 1993-1995 | CHEVROLET C2500 | 5.7L V8 350 CID |
| | 1993-1995 | GMC G2500 | 5.7L V8 350 CID |
| | 1993-1995 | GMC G3500 | 5.7L V8 350 CID |
| | 1993-1996 | CHEVROLET G30 | 5.7L V8 350 CID |
| | 1994-1995 | CHEVROLET C1500 | 4.3L V6 262 CID |
| | 1994-1995 | CHEVROLET C2500 | 4.3L V6 262 CID |
| | 1994-1995 | CHEVROLET S10 | 4.3L V6 262 CID |
| | 1994-1995 | GMC C2500 | 4.3L V6 262 CID |
| | 1994-1995 | GMC G1500 | 4.3L V6 262 CID |
| | 1994-1995 | GMC K2500 | 4.3L V6 262 CID |
| | 1994-1995 | CHEVROLET C1500 | 5.0L V8 305 CID |
| | 1994-1995 | CHEVROLET C1500 | 5.0L V8 305 CID |
| | 1994-1995 | CHEVROLET C1500 | 5.7L V8 350 CID |
| MCK1038 | 1987 | CHEVROLET ASTRO | 4.3L V6 262 CID |
| | 1993 | CHEVROLET C1500 | 4.3L V6 262 CID |
| | 1993 | CHEVROLET C2500 | 4.3L V6 262 CID |
| | 1993 | GMC C2500 | 4.3L V6 262 CID |
| | 1993 | GMC K2500 | 4.3L V6 262 CID |
| | 1993 | CHEVROLET BLAZER | 5.7L V8 350 CID |
| | 1993 | CHEVROLET C1500 | 5.7L V8 350 CID |
| | 1993 | CHEVROLET C2500 | 5.7L V8 350 CID |
| | 1993 | CHEVROLET C2500 | 5.7L V8 5735cc 350 CID |
| | 1994 | CHEVROLET BLAZER | 5.7L V8 350 CID |
| | 1995 | CHEVROLET G20 | 5.0L V8 305 CID |
| | 1995 | CHEVROLET C35 | 5.7L V8 350 CID |
| | 1995 | CHEVROLET G20 | 5.7L V8 350 CID |

| USMW | Years | Application | Engine |
|----------------|-----------|--------------------------|-----------------|
| | 1995 | CHEVROLET SUBURBAN 1500 | 5.7L V8 350 CID |
| | 1995 | CHEVROLET TAHOE | 5.7L V8 350 CID |
| | 1995 | GMC C3500 | 5.7L V8 350 CID |
| | 1987-1989 | GMC SAFARI | 4.3L V6 262 CID |
| | 1987-1993 | GMC G1500 | 4.3L V6 262 CID |
| | 1987-1993 | GMC G1500 | 5.7L V8 350 CID |
| | 1987-1994 | CHEVROLET G20 | 5.0L V8 305 CID |
| | 1987-1994 | CHEVROLET G20 | 5.7L V8 350 CID |
| | 1987-1995 | CHEVROLET G10 | 4.3L V6 262 CID |
| | 1987-1995 | CHEVROLET G20 | 4.3L V6 262 CID |
| | 1987-1995 | GMC G2500 | 4.3L V6 262 CID |
| | 1987-1995 | GMC G1500 | 5.0L V8 305 CID |
| | 1987-1995 | GMC G2500 | 5.0L V8 305 CID |
| | 1987-1995 | GMC G2500 | 5.7L V8 350 CID |
| | 1988-1989 | CHEVROLET ASTRO | 4.3L V6 262 CID |
| | 1988-1993 | CHEVROLET G10 | 5.7L V8 350 CID |
| | 1988-1995 | CHEVROLET G10 | 5.0L V8 305 CID |
| | 1990-1994 | CHEVROLET ASTRO | 4.3L V6 262 CID |
| | 1990-1994 | GMC SAFARI | 4.3L V6 262 CID |
| | 1993-1994 | CHEVROLET BLAZER | 5.7L V8 350 CID |
| | 1993-1994 | CHEVROLET SUBURBAN | 5.7L V8 350 CID |
| | 1993-1994 | GMC C3500 | 5.7L V8 350 CID |
| | 1993-1995 | CHEVROLET K1500 | 4.3L V6 262 CID |
| | 1993-1995 | CHEVROLET K2500 | 4.3L V6 262 CID |
| | 1993-1995 | GMC C1500 | 4.3L V6 262 CID |
| | 1993-1995 | GMC K1500 | 4.3L V6 262 CID |
| | 1993-1995 | CHEVROLET C1500 SUBURBAN | 5.7L V8 350 CID |
| | 1993-1995 | CHEVROLET C2500 | 5.7L V8 350 CID |
| | 1993-1995 | CHEVROLET C2500 SUBURBAN | 5.7L V8 350 CID |
| | 1993-1995 | CHEVROLET C3500 | 5.7L V8 350 CID |
| | 1993-1995 | CHEVROLET K1500 | 5.7L V8 350 CID |
| | 1993-1995 | CHEVROLET K1500 SUBURBAN | 5.7L V8 350 CID |
| | 1993-1995 | CHEVROLET K2500 | 5.7L V8 350 CID |
| | 1993-1995 | CHEVROLET K2500 SUBURBAN | 5.7L V8 350 CID |
| | 1993-1995 | CHEVROLET K3500 | 5.7L V8 350 CID |
| | 1993-1995 | GMC C1500 | 5.7L V8 350 CID |
| | 1993-1995 | GMC C1500 SUBURBAN | 5.7L V8 350 CID |
| | 1993-1995 | GMC C2500 | 5.7L V8 350 CID |
| | 1993-1995 | GMC C2500 SUBURBAN | 5.7L V8 350 CID |
| | 1993-1995 | GMC K1500 | 5.7L V8 350 CID |
| | 1993-1995 | GMC K1500 SUBURBAN | 5.7L V8 350 CID |
| | 1993-1995 | GMC K2500 | 5.7L V8 350 CID |
| | 1993-1995 | GMC K2500 SUBURBAN | 5.7L V8 350 CID |
| | 1993-1995 | GMC K3500 | 5.7L V8 350 CID |
| | 1993-1995 | GMC YUKON | 5.7L V8 350 CID |
| | 1994-1995 | CHEVROLET C1500 | 4.3L V6 262 CID |
| | 1994-1995 | CHEVROLET C2500 | 4.3L V6 262 CID |
| | 1994-1995 | GMC C2500 | 4.3L V6 262 CID |
| | 1994-1995 | GMC G1500 | 4.3L V6 262 CID |
| | 1994-1995 | GMC K2500 | 4.3L V6 262 CID |
| | 1994-1995 | CHEVROLET C1500 | 5.7L V8 350 CID |
| MCK1039 | 1988 | CHEVROLET C1500 | 5.0L V8 305 CID |
| | 1988 | GMC C1500 | 5.0L V8 305 CID |
| | 1988 | CHEVROLET G10 | 5.7L V8 350 CID |
| | 1989 | GMC G3500 | 5.7L V8 350 CID |
| | 1992 | CHEVROLET C1500 | 5.0L V8 305 CID |
| | 1992 | CHEVROLET C2500 | 5.0L V8 305 CID |
| | 1994 | CHEVROLET BLAZER | 5.7L V8 350 CID |
| | 1994 | CHEVROLET SUBURBAN | 5.7L V8 350 CID |
| | 1994 | GMC C3500 | 5.7L V8 350 CID |
| | 1995 | CHEVROLET SUBURBAN 1500 | 5.7L V8 350 CID |
| | 1995 | CHEVROLET TAHOE | 5.7L V8 350 CID |
| | 1987-1988 | CHEVROLET G20 | 5.7L V8 350 CID |
| | 1987-1988 | GMC G1500 | 5.7L V8 350 CID |
| | 1987-1988 | GMC G2500 | 5.7L V8 350 CID |
| | 1987-1988 | GMC G3500 | 5.7L V8 350 CID |
| | 1987-1989 | CHEVROLET G10 | 4.3L V6 262 CID |
| | 1987-1989 | CHEVROLET G20 | 4.3L V6 262 CID |
| | 1987-1989 | CHEVROLET G30 | 4.3L V6 262 CID |

| USMW | Years | Application | Engine | |
|----------------|--------------------|--------------------------|------------------------|-----------------|
| MCK1039 | 1987-1989 | GMC G1500 | 4.3L V6 262 CID | |
| | 1987-1989 | GMC G2500 | 4.3L V6 262 CID | |
| | 1987-1989 | GMC G3500 | 4.3L V6 262 CID | |
| | 1987-1989 | CHEVROLET G20 | 5.0L V8 305 CID | |
| | 1987-1989 | GMC G1500 | 5.0L V8 305 CID | |
| | 1987-1989 | GMC G2500 | 5.0L V8 305 CID | |
| | 1987-1989 | CHEVROLET G30 | 5.7L V8 350 CID | |
| | 1988-1989 | CHEVROLET G10 | 5.0L V8 305 CID | |
| | 1989-1990 | CHEVROLET CAPRICE | 4.3L V6 262 CID | |
| | 1989-1990 | CHEVROLET CAPRICE | 5.0L V8 305 CID | |
| | 1992-1993 | CHEVROLET C1500 | 5.0L V8 305 CID | |
| | 1992-1993 | CHEVROLET C2500 | 5.0L V8 305 CID | |
| | 1992-1995 | CHEVROLET K1500 | 5.0L V8 305 CID | |
| | 1992-1995 | CHEVROLET K2500 | 5.0L V8 305 CID | |
| | 1992-1995 | GMC C1500 | 5.0L V8 305 CID | |
| | 1992-1995 | GMC C2500 | 5.0L V8 305 CID | |
| | 1992-1995 | GMC K1500 | 5.0L V8 305 CID | |
| | 1992-1995 | GMC K2500 | 5.0L V8 305 CID | |
| | 1994-1995 | CHEVROLET C1500 | 4.3L V6 262 CID | |
| | 1994-1995 | CHEVROLET C2500 | 4.3L V6 262 CID | |
| | 1994-1995 | CHEVROLET K1500 | 4.3L V6 262 CID | |
| | 1994-1995 | CHEVROLET K2500 | 4.3L V6 262 CID | |
| | 1994-1995 | GMC C1500 | 4.3L V6 262 CID | |
| | 1994-1995 | GMC C2500 | 4.3L V6 262 CID | |
| | 1994-1995 | GMC K1500 | 4.3L V6 262 CID | |
| | 1994-1995 | GMC K2500 | 4.3L V6 262 CID | |
| | 1994-1995 | CHEVROLET C1500 | 5.0L V8 305 CID | |
| | 1994-1995 | CHEVROLET C2500 | 5.0L V8 305 CID | |
| | 1994-1995 | CHEVROLET C1500 | 5.7L V8 350 CID | |
| | 1994-1995 | CHEVROLET C1500 SUBURBAN | 5.7L V8 350 CID | |
| | 1994-1995 | CHEVROLET C2500 | 5.7L V8 350 CID | |
| | 1994-1995 | CHEVROLET C2500 SUBURBAN | 5.7L V8 350 CID | |
| | 1994-1995 | CHEVROLET C3500 | 5.7L V8 350 CID | |
| | 1994-1995 | CHEVROLET K1500 | 5.7L V8 350 CID | |
| | 1994-1995 | CHEVROLET K1500 SUBURBAN | 5.7L V8 350 CID | |
| | 1994-1995 | CHEVROLET K2500 | 5.7L V8 350 CID | |
| | 1994-1995 | CHEVROLET K2500 SUBURBAN | 5.7L V8 350 CID | |
| | 1994-1995 | CHEVROLET K3500 | 5.7L V8 350 CID | |
| | 1994-1995 | GMC C1500 | 5.7L V8 350 CID | |
| | 1994-1995 | GMC C1500 SUBURBAN | 5.7L V8 350 CID | |
| 1994-1995 | GMC C2500 | 5.7L V8 350 CID | | |
| 1994-1995 | GMC C2500 SUBURBAN | 5.7L V8 350 CID | | |
| 1994-1995 | GMC K1500 | 5.7L V8 350 CID | | |
| 1994-1995 | GMC K1500 SUBURBAN | 5.7L V8 350 CID | | |
| 1994-1995 | GMC K2500 | 5.7L V8 350 CID | | |
| 1994-1995 | GMC K2500 SUBURBAN | 5.7L V8 350 CID | | |
| 1994-1995 | GMC K3500 | 5.7L V8 350 CID | | |
| 1994-1995 | GMC YUKON | 5.7L V8 350 CID | | |
| MCK1040 | 1990 | GMC S15 JIMMY | 4.3L V6 262 CID | |
| | 1992 | GMC SONOMA | 4.3L V6 262 CID | |
| MCK1041 | 1996 | CHEVROLET G30 | 4.3L V6 262 CID | |
| | 2002 | GMC SIERRA 1500 | 4.3L V6 262 CID | |
| | 2004 | CHEVROLET SILVERADO 1500 | 4.3L V6 262 CID | |
| | 2013 | CHEVROLET EXPRESS 1500 | 4.3L V6 4293cc 262 CID | |
| | 2013 | GMC SAVANA 1500 | 4.3L V6 4293cc 262 CID | |
| | 1999-2000 | GMC SIERRA 1500 | 4.3L V6 262 CID | |
| | 1999-2002 | CHEVROLET SILVERADO 1500 | 4.3L V6 262 CID | |
| | 2001-2003 | GMC SIERRA 1500 | 4.3L V6 262 CID | |
| | 2001-2004 | GMC SIERRA 1500 | 4.3L V6 262 CID | |
| | 2002-2004 | CHEVROLET SILVERADO 1500 | 4.3L V6 262 CID | |
| | 2002-2004 | GMC SIERRA 1500 | 4.3L V6 262 CID | |
| | 2003-2004 | CHEVROLET CARGO VAN | 4.3L V6 262 CID | |
| | 2003-2005 | CHEVROLET EXPRESS 2500 | 4.3L V6 262 CID | |
| | 2003-2005 | GMC SAVANA 2500 | 4.3L V6 262 CID | |
| | 2003-2006 | CHEVROLET EXPRESS 1500 | 4.3L V6 262 CID | |
| | 2003-2006 | GMC SAVANA 1500 | 4.3L V6 262 CID | |
| | 2007-2012 | CHEVROLET EXPRESS 1500 | 4.3L V6 262 CID | |
| | 2007-2012 | GMC SAVANA 1500 | 4.3L V6 262 CID | |
| | MCK1042 | 1996-1999 | GMC P3500 | 5.7L V8 350 CID |

| USMW | Years | Application | Engine | |
|----------------|-----------------------------|-------------------------------------|------------------------|-----------------|
| | 1997-1999 | CHEVROLET P30 | 5.7L V8 350 CID | |
| | 1997-2002 | CHEVROLET W3500 TILTMASTER | 5.7L V8 350 CID | |
| | 1997-2002 | GMC W3500 FORWARD | 5.7L V8 350 CID | |
| | 1998-2002 | CHEVROLET W4500 TILTMASTER | 5.7L V8 350 CID | |
| | 1998-2002 | GMC W4500 FORWARD | 5.7L V8 350 CID | |
| MCK1043 | 1999-2001 | AM GENERAL HUMMER | 6.5L V8 395 CID | |
| | 2002-2004 | HUMMER H1 | 6.5L V8 395 CID | |
| MCK1044 | 1999 | CHEVROLET C1500 SUBURBAN | 6.5L V8 395 CID | |
| | 1999 | CHEVROLET C2500 SUBURBAN | 6.5L V8 395 CID | |
| | 1999 | CHEVROLET K1500 SUBURBAN | 6.5L V8 395 CID | |
| | 1999 | CHEVROLET K2500 SUBURBAN | 6.5L V8 395 CID | |
| | 1999 | CHEVROLET P30 | 6.5L V8 395 CID | |
| | 1999 | GMC P3500 | 6.5L V8 395 CID | |
| | 2000 | GMC C2500 | 6.5L V8 395 CID | |
| | 2000 | GMC C3500 | 6.5L V8 395 CID | |
| | 2000 | GMC K2500 | 6.5L V8 395 CID | |
| | 2000 | GMC K3500 | 6.5L V8 395 CID | |
| | 1999-2000 | CHEVROLET C2500 | 6.5L V8 395 CID | |
| | 1999-2000 | CHEVROLET C3500 | 6.5L V8 395 CID | |
| | 1999-2000 | CHEVROLET K2500 | 6.5L V8 395 CID | |
| 1999-2000 | CHEVROLET K3500 | 6.5L V8 395 CID | | |
| 2000-2002 | CHEVROLET C3500HD | 6.5L V8 395 CID | | |
| 2000-2002 | GMC C3500HD | 6.5L V8 395 CID | | |
| MCK1045 | 2003 | CHEVROLET SILVERADO 2500 HD | 8.1L V8 496 CID | |
| | 2006 | CHEVROLET SILVERADO 3500 | 8.1L V8 496 CID | |
| | 2007 | CHEVROLET SILVERADO 2500 HD CLASSIC | 8.1L V8 496 CID | |
| | 2007 | CHEVROLET SILVERADO 3500 CLASSIC | 8.1L V8 496 CID | |
| | 2007 | GMC SIERRA 2500 HD CLASSIC | 8.1L V8 496 CID | |
| | 2007 | GMC SIERRA 3500 CLASSIC | 8.1L V8 496 CID | |
| | 2001-2002 | CHEVROLET SILVERADO 2500 HD | 8.1L V8 496 CID | |
| | 2001-2005 | CHEVROLET SILVERADO 3500 | 8.1L V8 496 CID | |
| | 2001-2006 | CHEVROLET SUBURBAN 2500 | 8.1L V8 496 CID | |
| | 2001-2006 | GMC SIERRA 2500 HD | 8.1L V8 496 CID | |
| | 2001-2006 | GMC SIERRA 3500 | 8.1L V8 496 CID | |
| | 2001-2006 | GMC YUKON XL 2500 | 8.1L V8 496 CID | |
| | 2002-2006 | CHEVROLET AVALANCHE 2500 | 8.1L V8 496 CID | |
| 2004-2006 | CHEVROLET SILVERADO 2500 HD | 8.1L V8 496 CID | | |
| MCK1046 | 2003-2009 | CHEVROLET C4500 KODIAK | 8.1L V8 496 CID | |
| | 2003-2009 | CHEVROLET C5500 KODIAK | 8.1L V8 496 CID | |
| | 2003-2009 | GMC C4500 TOPKICK | 8.1L V8 496 CID | |
| | 2003-2009 | GMC C5500 TOPKICK | 8.1L V8 496 CID | |
| | 2005-2009 | CHEVROLET C4500 KODIAK | 8.1L V8 496 CID | |
| | 2005-2009 | CHEVROLET C5500 KODIAK | 8.1L V8 496 CID | |
| | 2005-2009 | GMC C4500 TOPKICK | 8.1L V8 496 CID | |
| | 2005-2009 | GMC C5500 TOPKICK | 8.1L V8 496 CID | |
| | MCK1047 | 2001-2002 | CHEVROLET C3500HD | 8.1L V8 496 CID |
| | | 2001-2002 | CHEVROLET EXPRESS 3500 | 8.1L V8 496 CID |
| 2001-2002 | | GMC C3500HD | 8.1L V8 496 CID | |
| 2001-2002 | | GMC SAVANA 3500 | 8.1L V8 496 CID | |
| MCK1048 | 2004 | CHEVROLET COLORADO | 2.8L L4 2770cc 169 CID | |
| | 2004 | GMC CANYON | 2.8L L4 2770cc 169 CID | |
| | 2005 | CHEVROLET COLORADO | 2.8L L4 2770cc 169 CID | |
| | 2005 | GMC CANYON | 2.8L L4 2770cc 169 CID | |
| | 2006 | CHEVROLET COLORADO | 2.8L L4 2770cc 169 CID | |
| | 2006 | GMC CANYON | 2.8L L4 2770cc 169 CID | |
| | 2006 | ISUZU I-280 | 2.8L L4 2770cc 169 CID | |
| | 2004-2005 | CHEVROLET COLORADO | 2.8L L4 2770cc 169 CID | |
| | 2007-2008 | CHEVROLET COLORADO | 2.9L L4 2921cc 178 CID | |
| | 2007-2008 | GMC CANYON | 2.9L L4 2921cc 178 CID | |
| | 2007-2008 | ISUZU I-290 | 2.9L L4 2921cc 178 CID | |
| | 2007-2012 | CHEVROLET COLORADO | 2.9L L4 2921cc 178 CID | |
| | 2007-2012 | GMC CANYON | 2.9L L4 2921cc 178 CID | |
| 2008-2009 | GMC CANYON | 2.9L L4 2921cc 178 CID | | |
| 2011-2012 | CHEVROLET COLORADO | 2.9L L4 2921cc 178 CID | | |
| MCK1049 | 2004 | CHEVROLET COLORADO | 3.5L L5 3460cc 211 CID | |
| | 2006 | CHEVROLET COLORADO | 3.5L L5 3460cc 211 CID | |
| | 2006 | GMC CANYON | 3.5L L5 3460cc 211 CID | |
| | 2006 | HUMMER H3 | 3.5L L5 3460cc 211 CID | |
| | 2006 | ISUZU I-350 | 3.5L L5 3460cc 211 CID | |
| | 2006 | ISUZU I-350 | 3.5L L5 3460cc 211 CID | |

MAX COOLING KITS

| USMW | Years | Application | Engine |
|-----------|------------------------|----------------------------------|------------------------|
| MCK1049 | 2007 | CHEVROLET COLORADO | 3.7L L5 3654cc 223 CID |
| | 2007 | HUMMER H3 | 3.7L L5 3654cc 223 CID |
| | 2009 | GMC CANYON | 3.7L L5 3654cc 223 CID |
| | 2010 | HUMMER H3T | 3.7L L5 3654cc 223 CID |
| | 2004-2005 | CHEVROLET COLORADO | 3.5L L5 3460cc 211 CID |
| | 2004-2005 | GMC CANYON | 3.5L L5 3460cc 211 CID |
| | 2007-2008 | GMC CANYON | 3.7L L5 3654cc 223 CID |
| | 2007-2008 | ISUZU I-370 | 3.7L L5 3654cc 223 CID |
| | 2007-2012 | GMC CANYON | 3.7L L5 3654cc 223 CID |
| | 2008-2009 | CHEVROLET COLORADO | 3.7L L5 3654cc 223 CID |
| | 2008-2009 | HUMMER H3 | 3.7L L5 3654cc 223 CID |
| | 2008-2010 | HUMMER H3 | 3.7L L5 3653cc 223 CID |
| | 2008-2010 | HUMMER H3 | 3.7L L5 3654cc 223 CID |
| | 2009-2010 | HUMMER H3T | 3.7L L5 3654cc 223 CID |
| 2010-2012 | CHEVROLET COLORADO | 3.7L L5 3654cc 223 CID | |
| MCK1050 | 2007 | CHEVROLET TRAILBLAZER | 4.2L L6 256 CID |
| | 2008 | ISUZU ASCENDER | 4.2L L6 256 CID |
| | 2007-2008 | CHEVROLET TRAILBLAZER | 4.2L L6 256 CID |
| | 2007-2009 | CHEVROLET TRAILBLAZER | 4.2L L6 256 CID |
| | 2008-2009 | GMC ENVOY | 4.2L L6 256 CID |
| | 2008-2009 | SAAB 9-7X | 4.2L L6 256 CID |
| MCK1051 | 2002 | BMW 745I | 4.4L V8 4398cc |
| | 2002 | BMW 745LI | 4.4L V8 4398cc |
| | 2003 | BMW 745I | 4.4L V8 4398cc |
| | 2003 | BMW 745LI | 4.4L V8 4398cc |
| | 2004 | BMW 745I | 4.4L V8 4398cc |
| | 2004 | BMW 745LI | 4.4L V8 4398cc |
| | 2003-2008 | BMW 760LI | 6.0L V12 5972cc |
| | 2004-2006 | BMW 760I | 6.0L V12 5972cc |
| MCK1052 | 2011-2014 | FORD F-250 SUPER DUTY | 6.2L V8 6210cc 379 CID |
| | 2011-2014 | FORD F-350 SUPER DUTY | 6.2L V8 6210cc 379 CID |
| | 2013-2014 | FORD F-250 SUPER DUTY | 6.2L V8 6210cc 379 CID |
| | 2013-2014 | FORD F-350 SUPER DUTY | 6.2L V8 6210cc 379 CID |
| MCK1053 | 2011-2013 | CHEVROLET SILVERADO 2500 HD | 6.0L V8 5967cc 364 CID |
| | 2011-2013 | CHEVROLET SILVERADO 3500 HD | 6.0L V8 5967cc 364 CID |
| | 2011-2013 | GMC SIERRA 2500 HD | 6.0L V8 5967cc 364 CID |
| | 2011-2013 | GMC SIERRA 3500 HD | 6.0L V8 5967cc 364 CID |
| MCK1054 | 2007 | CHEVROLET TAHOE | 4.8L V8 294 CID |
| | 2007 | CHEVROLET EXPRESS 1500 | 5.3L V8 325 CID |
| | 2007 | CHEVROLET AVALANCHE | 5.3L V8 5328cc 325 CID |
| | 2007 | CHEVROLET EXPRESS 1500 | 5.3L V8 5328cc 325 CID |
| | 2007 | CHEVROLET SUBURBAN 1500 | 5.3L V8 5328cc 325 CID |
| | 2007 | CHEVROLET TAHOE | 5.3L V8 5328cc 325 CID |
| | 2007 | GMC SAVANA 2500 | 6.0L V8 5967cc 364 CID |
| | 2007-2009 | CHEVROLET EXPRESS 1500 | 5.3L V8 5328cc 325 CID |
| | 2007-2009 | GMC SAVANA 1500 | 5.3L V8 5328cc 325 CID |
| | 2007-2009 | CHEVROLET EXPRESS 2500 | 6.0L V8 5967cc 364 CID |
| | 2007-2009 | CHEVROLET EXPRESS 3500 | 6.0L V8 5967cc 364 CID |
| | 2007-2009 | GMC SAVANA 3500 | 6.0L V8 5967cc 364 CID |
| | 2007-2013 | CHEVROLET EXPRESS 2500 | 4.8L V8 294 CID |
| | 2007-2013 | CHEVROLET EXPRESS 3500 | 4.8L V8 294 CID |
| | 2007-2013 | GMC SAVANA 2500 | 4.8L V8 294 CID |
| | 2007-2013 | GMC SAVANA 3500 | 4.8L V8 294 CID |
| | 2008-2009 | GMC SAVANA 2500 | 6.0L V8 5967cc 364 CID |
| | 2009-2013 | GMC SAVANA 1500 | 5.3L V8 5328cc 325 CID |
| | 2009-2013 | CHEVROLET EXPRESS 4500 | 6.0L V8 5967cc 364 CID |
| | 2009-2013 | GMC SAVANA 4500 | 6.0L V8 5967cc 364 CID |
| | 2010-2013 | CHEVROLET EXPRESS 1500 | 5.3L V8 5328cc 325 CID |
| 2010-2013 | CHEVROLET EXPRESS 2500 | 6.0L V8 5967cc 364 CID | |
| 2010-2013 | CHEVROLET EXPRESS 3500 | 6.0L V8 5967cc 364 CID | |
| 2010-2013 | GMC SAVANA 2500 | 6.0L V8 5967cc 364 CID | |
| 2010-2013 | GMC SAVANA 3500 | 6.0L V8 5967cc 364 CID | |
| MCK1055 | 2007 | CHEVROLET SILVERADO 1500 CLASSIC | 4.8L V8 294 CID |
| | 2007 | GMC SIERRA 1500 CLASSIC | 4.8L V8 294 CID |
| | 2007 | CHEVROLET EXPRESS 1500 | 5.3L V8 325 CID |
| | 2007 | CHEVROLET EXPRESS 1500 | 5.3L V8 5328cc 325 CID |
| | 2007 | CHEVROLET SILVERADO 1500 CLASSIC | 5.3L V8 5328cc 325 CID |
| | 2007 | GMC SIERRA 1500 CLASSIC | 5.3L V8 5328cc 325 CID |
| | 2007 | CHEVROLET SILVERADO 1500 CLASSIC | 6.0L V8 5967cc 364 CID |

| USMW | Years | Application | Engine | |
|-----------|-------------|-------------------------------------|------------------------|-----------------|
| | 2007 | CHEVROLET SILVERADO 1500 HD CLASSIC | 6.0L V8 5967cc 364 CID | |
| | 2007 | CHEVROLET SILVERADO 2500 HD CLASSIC | 6.0L V8 5967cc 364 CID | |
| | 2007 | CHEVROLET SILVERADO 3500 CLASSIC | 6.0L V8 5967cc 364 CID | |
| | 2007 | CHEVROLET SUBURBAN 1500 | 6.0L V8 5967cc 364 CID | |
| | 2007 | CHEVROLET SUBURBAN 2500 | 6.0L V8 5967cc 364 CID | |
| | 2007 | GMC SAVANA 2500 | 6.0L V8 5967cc 364 CID | |
| | 2007 | GMC SIERRA 1500 CLASSIC | 6.0L V8 5967cc 364 CID | |
| | 2007 | GMC SIERRA 1500 HD CLASSIC | 6.0L V8 5967cc 364 CID | |
| | 2007 | GMC SIERRA 2500 HD CLASSIC | 6.0L V8 5967cc 364 CID | |
| | 2007 | GMC SIERRA 3500 CLASSIC | 6.0L V8 5967cc 364 CID | |
| | 2007 | HUMMER H2 | 6.0L V8 5967cc 364 CID | |
| | 2010 | CHEVROLET SILVERADO 2500 HD | 6.0L V8 5967cc 364 CID | |
| | 2010 | CHEVROLET SILVERADO 3500 HD | 6.0L V8 5967cc 364 CID | |
| | 2010 | GMC SIERRA 2500 HD | 6.0L V8 5967cc 364 CID | |
| | 2010 | GMC SIERRA 3500 HD | 6.0L V8 5967cc 364 CID | |
| | 2010 | GMC YUKON | 6.0L V8 5967cc 364 CID | |
| | 2007-2009 | CHEVROLET EXPRESS 1500 | 5.3L V8 5328cc 325 CID | |
| | 2007-2009 | GMC SAVANA 1500 | 5.3L V8 5328cc 325 CID | |
| | 2007-2009 | CHEVROLET EXPRESS 2500 | 6.0L V8 5967cc 364 CID | |
| | 2007-2009 | CHEVROLET EXPRESS 3500 | 6.0L V8 5967cc 364 CID | |
| | 2007-2009 | CHEVROLET SILVERADO 2500 HD | 6.0L V8 5967cc 364 CID | |
| | 2007-2009 | CHEVROLET SILVERADO 3500 HD | 6.0L V8 5967cc 364 CID | |
| | 2007-2009 | GMC SAVANA 3500 | 6.0L V8 5967cc 364 CID | |
| | 2007-2009 | GMC SIERRA 2500 HD | 6.0L V8 5967cc 364 CID | |
| | 2007-2009 | GMC SIERRA 3500 HD | 6.0L V8 5967cc 364 CID | |
| | 2007-2013 | CHEVROLET EXPRESS 2500 | 4.8L V8 294 CID | |
| | 2007-2013 | CHEVROLET EXPRESS 3500 | 4.8L V8 294 CID | |
| | 2007-2013 | GMC SAVANA 2500 | 4.8L V8 294 CID | |
| | 2007-2013 | GMC SAVANA 3500 | 4.8L V8 294 CID | |
| | 2007-2013 | GMC YUKON XL 2500 | 6.0L V8 5967cc 364 CID | |
| | 2008-2009 | GMC SAVANA 2500 | 6.0L V8 5967cc 364 CID | |
| | 2008-2010 | GMC YUKON | 6.0L V8 5967cc 364 CID | |
| | 2008-2013 | CHEVROLET SUBURBAN 2500 | 6.0L V8 5967cc 364 CID | |
| | 2009-2013 | GMC SAVANA 1500 | 5.3L V8 5328cc 325 CID | |
| | 2009-2013 | CHEVROLET EXPRESS 4500 | 6.0L V8 5967cc 364 CID | |
| | 2009-2013 | GMC SAVANA 4500 | 6.0L V8 5967cc 364 CID | |
| | 2010-2013 | CHEVROLET EXPRESS 1500 | 5.3L V8 5328cc 325 CID | |
| | 2010-2013 | CHEVROLET EXPRESS 2500 | 6.0L V8 5967cc 364 CID | |
| | 2010-2013 | CHEVROLET EXPRESS 3500 | 6.0L V8 5967cc 364 CID | |
| | 2010-2013 | GMC SAVANA 2500 | 6.0L V8 5967cc 364 CID | |
| | 2010-2013 | GMC SAVANA 3500 | 6.0L V8 5967cc 364 CID | |
| MCK1056 | 2009 | HUMMER H3 | 5.3L V8 5328cc 325 CID | |
| | 2008-2010 | HUMMER H3 | 5.3L V8 5328cc 325 CID | |
| | 2009-2010 | HUMMER H3T | 5.3L V8 5328cc 325 CID | |
| | 2009-2012 | CHEVROLET COLORADO | 5.3L V8 5328cc 325 CID | |
| | 2009-2012 | GMC CANYON | 5.3L V8 5328cc 325 CID | |
| | 2010-2012 | GMC CANYON | 5.3L V8 5328cc 325 CID | |
| | MCK1057 | 1997 | FORD EXPLORER | 4.0L V6 245 CID |
| | | 2001 | FORD EXPLORER | 4.0L V6 245 CID |
| | | 2001 | FORD RANGER | 4.0L V6 245 CID |
| | | 2002 | FORD RANGER | 4.0L V6 245 CID |
| 2003 | | FORD EXPLORER | 4.0L V6 245 CID | |
| 2003 | | FORD RANGER | 4.0L V6 245 CID | |
| 2004 | | FORD RANGER | 4.0L V6 245 CID | |
| 1998-2000 | | FORD EXPLORER | 4.0L V6 245 CID | |
| 1998-2001 | | MERCURY MOUNTAINEER | 4.0L V6 245 CID | |
| 2001-2002 | | FORD RANGER | 4.0L V6 245 CID | |
| 2001-2003 | | FORD EXPLORER | 4.0L V6 245 CID | |
| 2001-2005 | | FORD EXPLORER SPORT TRAC | 4.0L V6 245 CID | |
| 2001-2009 | | MAZDA B4000 | 4.0L V6 4016cc | |
| 2004-2005 | | FORD RANGER | 4.0L V6 245 CID | |
| 2004-2011 | | FORD RANGER | 4.0L V6 245 CID | |
| 2005-2008 | | FORD RANGER | 4.0L V6 245 CID | |
| 2005-2011 | | FORD RANGER | 4.0L V6 245 CID | |
| 2006-2007 | FORD RANGER | 4.0L V6 245 CID | | |
| 2006-2011 | FORD RANGER | 4.0L V6 245 CID | | |
| MCK1058 | 2007 | BUICK RAINIER | 5.3L V8 5328cc 325 CID | |
| | 2007 | GMC ENVOY | 5.3L V8 5328cc 325 CID | |
| | 2007 | SAAB 9-7X | 5.3L V8 5328cc 325 CID | |

| USMW | Years | Application | Engine |
|---------|-----------|---------------------------|-------------------------|
| MCK1058 | 2007-2009 | CHEVROLET TRAILBLAZER | 6.0L V8 5967cc 364 CID |
| MCK1059 | 2007 | CHEVROLET TRAILBLAZER | 5.3L V8 5328cc 325 CID |
| | 2008 | CHEVROLET TRAILBLAZER | 5.3L V8 5328cc 325 CID |
| | 2007-2008 | CHEVROLET TRAILBLAZER | 5.3L V8 5328cc 325 CID |
| | 2008-2009 | GMC ENVOY | 5.3L V8 5328cc 325 CID |
| | 2008-2009 | SAAB 9-7X | 5.3L V8 5328cc 325 CID |
| | 2008-2009 | SAAB 9-7X | 6.0L V8 5967cc 364 CID |
| MCK1060 | 2007-2008 | CHEVROLET W3500 TILTMASER | 6.0L V8 5967cc 364 CID |
| | 2007-2008 | CHEVROLET W4500 TILTMASER | 6.0L V8 5967cc 364 CID |
| | 2007-2008 | GMC W3500 FORWARD | 6.0L V8 5967cc 364 CID |
| | 2007-2008 | GMC W4500 FORWARD | 6.0L V8 5967cc 364 CID |
| MCK1061 | 2009 | TOYOTA FJ CRUISER | 4.0L V6 3956cc 241 CID |
| | 2010 | TOYOTA TACOMA | 4.0L V6 4000cc 244 CID |
| | 2003-2009 | TOYOTA 4RUNNER | 4.0L V6 3956cc 241 CID |
| | 2005-2011 | TOYOTA TUNDRA | 4.0L V6 3956cc 241 CID |
| | 2005-2013 | TOYOTA TACOMA | 4.0L V6 3956cc 241 CID |
| | 2005-2014 | TOYOTA TACOMA | 4.0L V6 3956cc 241 CID |
| | 2007-2008 | TOYOTA FJ CRUISER | 4.0L V6 3956cc 241 CID |
| MCK1062 | 2004 | FORD F-250 SUPER DUTY | 6.0L V8 363 CID |
| | 2004 | FORD F-350 SUPER DUTY | 6.0L V8 363 CID |
| | 2003-2004 | FORD EXCURSION | 6.0L V8 363 CID |
| | 2003-2004 | FORD F-250 SUPER DUTY | 6.0L V8 363 CID |
| | 2003-2004 | FORD F-350 SUPER DUTY | 6.0L V8 363 CID |
| | 2003-2004 | FORD F-450 SUPER DUTY | 6.0L V8 363 CID |
| | 2003-2004 | FORD F-550 SUPER DUTY | 6.0L V8 363 CID |
| MCK1063 | 2011-2013 | FORD E-350 SUPER DUTY | 6.8L V10 415 CID |
| | 2011-2013 | FORD E-450 SUPER DUTY | 6.8L V10 415 CID |
| MCK1064 | 2010 | FORD F-250 SUPER DUTY | 6.8L V10 415 CID |
| | 2010 | FORD F-350 SUPER DUTY | 6.8L V10 415 CID |
| | 2010 | FORD F-450 SUPER DUTY | 6.8L V10 415 CID |
| | 2010 | FORD F-550 | 6.8L V10 6751cc 412 CID |
| | 2009-2010 | FORD F-550 SUPER DUTY | 6.8L V10 415 CID |
| | 2009-2013 | FORD F-550 SUPER DUTY | 6.8L V10 415 CID |
| | 2010-2013 | FORD F-450 SUPER DUTY | 6.8L V10 415 CID |
| | 2011-2013 | FORD E-350 SUPER DUTY | 6.8L V10 415 CID |
| | 2011-2013 | FORD E-450 SUPER DUTY | 6.8L V10 415 CID |
| | 2012-2013 | FORD F53 | 6.8L V10 415 CID |
| MCK1065 | 2007 | FORD EXPEDITION | 5.4L V8 330 CID |
| | 2008 | FORD F-150 | 4.6L V8 281 CID |
| | 2008 | FORD F-150 | 5.4L V8 330 CID |
| | 2007-2008 | FORD F-150 | 4.6L V8 281 CID |
| | 2007-2008 | FORD F-150 | 5.4L V8 330 CID |
| | 2007-2008 | FORD EXPEDITION | 5.4L V8 5409cc 330 CID |
| | 2007-2008 | LINCOLN NAVIGATOR | 5.4L V8 5409cc 330 CID |
| MCK1066 | 2005-2010 | NISSAN FRONTIER | 2.5L L4 2500cc |
| | 2008-2010 | NISSAN FRONTIER | 2.5L L4 2500cc |
| | 2011-2014 | NISSAN FRONTIER | 2.5L L4 2500cc |
| MCK1067 | 2009 | DODGE RAM 2500 | 5.7L V8 345 CID |
| | 2009 | DODGE RAM 3500 | 5.7L V8 345 CID |
| | 2010 | DODGE RAM 2500 | 5.7L V8 345 CID |
| | 2011 | RAM 3500 | 5.7L V8 345 CID |
| | 2012 | RAM 1500 | 5.7L V8 345 CID |
| | 2013 | RAM 1500 | 5.7L V8 345 CID |
| | 2013 | RAM 2500 | 5.7L V8 5654cc 345 CID |
| | 2014 | RAM 1500 | 5.7L V8 345 CID |
| | 2014 | RAM 2500 | 5.7L V8 345 CID |
| | 2014 | RAM 3500 | 5.7L V8 345 CID |
| | 2009-2010 | DODGE RAM 1500 | 5.7L V8 345 CID |
| | 2009-2010 | DODGE RAM 2500 | 5.7L V8 345 CID |
| | 2010-2014 | RAM 2500 | 5.7L V8 5654cc 345 CID |
| | 2011-2012 | RAM 1500 | 5.7L V8 345 CID |
| | 2011-2013 | RAM 2500 | 5.7L V8 345 CID |
| | 2011-2013 | RAM 3500 | 5.7L V8 345 CID |
| | 2011-2014 | RAM 1500 | 5.7L V8 345 CID |
| | 2011-2014 | RAM 2500 | 5.7L V8 345 CID |
| | 2011-2014 | RAM 3500 | 5.7L V8 345 CID |
| | 2012-2013 | RAM 2500 | 5.7L V8 5654cc 345 CID |
| | 2012-2014 | RAM 1500 | 5.7L V8 345 CID |
| | 2012-2014 | RAM 2500 | 5.7L V8 345 CID |

| USMW | Years | Application | Engine |
|---------|-----------|-----------------------------|------------------------|
| | 2013-2014 | RAM 2500 | 5.7L V8 345 CID |
| | 2013-2014 | RAM 3500 | 5.7L V8 345 CID |
| MCK1068 | 2009 | CHRYSLER ASPEN | 5.7L V8 345 CID |
| MCK1069 | 2000 | CHEVROLET TAHOE | 4.8L V8 294 CID |
| | 2000 | CHEVROLET TAHOE | 5.3L V8 5328cc 325 CID |
| | 2000 | GMC YUKON XL 1500 | 5.3L V8 5328cc 325 CID |
| | 2001 | GMC SIERRA 1500 | 6.0L V8 5967cc 364 CID |
| | 2002 | GMC SIERRA 1500 | 4.8L V8 294 CID |
| | 2002 | GMC SIERRA 1500 | 5.3L V8 5328cc 325 CID |
| | 2003 | CHEVROLET AVALANCHE 1500 | 5.3L V8 5328cc 325 CID |
| | 2003 | GMC SAVANA 2500 | 5.3L V8 5328cc 325 CID |
| | 2004 | CHEVROLET SILVERADO 1500 | 4.8L V8 294 CID |
| | 2004 | CHEVROLET AVALANCHE 1500 | 5.3L V8 5328cc 325 CID |
| | 2004 | CHEVROLET SILVERADO 1500 | 5.3L V8 5328cc 325 CID |
| | 2004 | CHEVROLET SUBURBAN 1500 | 5.3L V8 5328cc 325 CID |
| | 2005 | CHEVROLET EXPRESS 3500 | 4.8L V8 294 CID |
| | 2005 | GMC SAVANA 3500 | 4.8L V8 294 CID |
| | 2005 | CHEVROLET SILVERADO 1500 | 6.0L V8 5967cc 364 CID |
| | 2005 | GMC SIERRA 1500 | 6.0L V8 5967cc 364 CID |
| | 2006 | CHEVROLET EXPRESS 3500 | 4.8L V8 294 CID |
| | 2006 | GMC SAVANA 3500 | 4.8L V8 294 CID |
| | 2006 | CHEVROLET EXPRESS 1500 | 5.3L V8 325 CID |
| | 2006 | CHEVROLET SILVERADO 3500 | 6.0L V8 5967cc 364 CID |
| | 2006 | CHEVROLET SUBURBAN 1500 | 6.0L V8 5967cc 364 CID |
| | 1999-2000 | GMC SIERRA 1500 | 4.8L V8 294 CID |
| | 1999-2000 | CHEVROLET SILVERADO 2500 | 5.3L V8 5328cc 325 CID |
| | 1999-2000 | GMC SIERRA 1500 | 5.3L V8 5328cc 325 CID |
| | 1999-2000 | GMC SIERRA 2500 | 5.3L V8 5328cc 325 CID |
| | 1999-2000 | CHEVROLET SILVERADO 2500 | 6.0L V8 5967cc 364 CID |
| | 1999-2000 | GMC SIERRA 2500 | 6.0L V8 5967cc 364 CID |
| | 1999-2001 | CHEVROLET SILVERADO 1500 | 4.8L V8 294 CID |
| | 1999-2001 | CHEVROLET SILVERADO 1500 | 5.3L V8 5328cc 325 CID |
| | 2000-2001 | CHEVROLET SUBURBAN 1500 | 5.3L V8 5328cc 325 CID |
| | 2000-2003 | GMC YUKON | 4.8L V8 294 CID |
| | 2000-2004 | GMC YUKON | 5.3L V8 5328cc 325 CID |
| | 2000-2005 | GMC YUKON XL 2500 | 6.0L V8 5967cc 364 CID |
| | 2001-2002 | CHEVROLET SILVERADO 2500 | 6.0L V8 5967cc 364 CID |
| | 2001-2003 | GMC SIERRA 1500 | 4.8L V8 294 CID |
| | 2001-2003 | GMC SIERRA 1500 | 5.3L V8 5328cc 325 CID |
| | 2001-2003 | CHEVROLET SILVERADO 1500 HD | 6.0L V8 5967cc 364 CID |
| | 2001-2004 | CHEVROLET TAHOE | 4.8L V8 294 CID |
| | 2001-2004 | GMC SIERRA 1500 | 4.8L V8 294 CID |
| | 2001-2004 | CHEVROLET TAHOE | 5.3L V8 5328cc 325 CID |
| | 2001-2004 | GMC SIERRA 1500 | 5.3L V8 5328cc 325 CID |
| | 2001-2004 | GMC YUKON XL 1500 | 5.3L V8 5328cc 325 CID |
| | 2001-2005 | CHEVROLET SILVERADO 3500 | 6.0L V8 5967cc 364 CID |
| | 2001-2005 | GMC YUKON | 6.0L V8 5967cc 364 CID |
| | 2001-2005 | GMC YUKON XL 1500 | 6.0L V8 5967cc 364 CID |
| | 2001-2006 | CHEVROLET SILVERADO 2500 HD | 6.0L V8 5967cc 364 CID |
| | 2001-2006 | CHEVROLET SUBURBAN 2500 | 6.0L V8 5967cc 364 CID |
| | 2001-2006 | GMC SIERRA 2500 HD | 6.0L V8 5967cc 364 CID |
| | 2001-2006 | GMC SIERRA 3500 | 6.0L V8 5967cc 364 CID |
| | 2002-2003 | CHEVROLET AVALANCHE 1500 | 5.3L V8 5328cc 325 CID |
| | 2002-2004 | CHEVROLET SILVERADO 1500 | 4.8L V8 294 CID |
| | 2002-2004 | GMC SIERRA 1500 | 4.8L V8 294 CID |
| | 2002-2004 | CADILLAC ESCALADE | 5.3L V8 5328cc 325 CID |
| | 2002-2004 | CHEVROLET AVALANCHE 1500 | 5.3L V8 5328cc 325 CID |
| | 2002-2004 | CHEVROLET SILVERADO 1500 | 5.3L V8 5328cc 325 CID |
| | 2002-2004 | CHEVROLET SUBURBAN 1500 | 5.3L V8 5328cc 325 CID |
| | 2002-2004 | GMC SIERRA 1500 | 5.3L V8 5328cc 325 CID |
| | 2002-2005 | GMC SIERRA 1500 | 6.0L V8 5967cc 364 CID |
| | 2003-2004 | CHEVROLET TAHOE | 4.8L V8 294 CID |
| | 2003-2004 | CHEVROLET SUBURBAN 1500 | 5.3L V8 323 CID |
| | 2003-2004 | CHEVROLET TAHOE | 5.3L V8 5328cc 325 CID |
| | 2003-2004 | CHEVROLET SILVERADO 2500 | 6.0L V8 5967cc 364 CID |
| | 2003-2005 | CHEVROLET EXPRESS 1500 | 5.3L V8 323 CID |
| | 2003-2005 | CHEVROLET EXPRESS 2500 | 5.3L V8 5328cc 325 CID |
| | 2003-2005 | GMC SAVANA 2500 | 5.3L V8 5328cc 325 CID |
| | 2003-2005 | CHEVROLET SILVERADO 2500 HD | 6.0L V8 5967cc 364 CID |

| USMW | Years | Application | Engine |
|-----------|-----------|----------------------------|------------------------|
| MCK1069 | 2003-2006 | CHEVROLET EXPRESS 2500 | 4.8L V8 294 CID |
| | 2003-2006 | GMC SAVANA 2500 | 4.8L V8 294 CID |
| | 2003-2006 | CHEVROLET EXPRESS 1500 | 5.3L V8 5328cc 325 CID |
| | 2003-2006 | GMC SAVANA 1500 | 5.3L V8 5328cc 325 CID |
| | 2003-2006 | CHEVROLET EXPRESS 2500 | 6.0L V8 5967cc 364 CID |
| | 2003-2006 | CHEVROLET EXPRESS 3500 | 6.0L V8 5967cc 364 CID |
| | 2003-2006 | GMC SAVANA 2500 | 6.0L V8 5967cc 364 CID |
| | 2003-2006 | GMC SAVANA 3500 | 6.0L V8 5967cc 364 CID |
| MCK1070 | 2004-2006 | CHEVROLET W3500 TILTMASTER | 6.0L V8 5967cc 364 CID |
| | 2004-2006 | CHEVROLET W4500 TILTMASTER | 6.0L V8 5967cc 364 CID |
| | 2004-2006 | GMC W3500 FORWARD | 6.0L V8 5967cc 364 CID |
| | 2004-2006 | GMC W4500 FORWARD | 6.0L V8 5967cc 364 CID |
| MCK1071 | 2010 | TOYOTA 4RUNNER | 4.0L V6 3956cc 241 CID |
| | 2010-2014 | TOYOTA FJ CRUISER | 4.0L V6 3956cc 241 CID |
| | 2011-2014 | TOYOTA 4RUNNER | 4.0L V6 3956cc 241 CID |
| MCK1072 | 2005 | FORD EXCURSION | 6.0L V8 363 CID |
| | 2004-2005 | FORD E-350 CLUB WAGON | 6.0L V8 363 CID |
| | 2004-2008 | FORD E-350 SUPER DUTY | 6.0L V8 363 CID |
| | 2004-2008 | FORD E-450 SUPER DUTY | 6.0L V8 363 CID |
| | 2005-2007 | FORD F-250 SUPER DUTY | 6.0L V8 363 CID |
| | 2005-2007 | FORD F-350 SUPER DUTY | 6.0L V8 363 CID |
| | 2005-2007 | FORD F-450 SUPER DUTY | 6.0L V8 363 CID |
| | 2005-2007 | FORD F-550 SUPER DUTY | 6.0L V8 363 CID |
| | 2009-2010 | FORD E-350 SUPER DUTY | 6.0L V8 363 CID |
| | MCK1073 | 1991 | JEEP WRANGLER |
| 1995 | | JEEP WRANGLER | 2.5L L4 150 CID |
| 1995 | | JEEP WRANGLER | 2.5L L4 2466cc 150 CID |
| 1997 | | JEEP WRANGLER | 2.5L L4 2466cc 150 CID |
| 1991-1994 | | JEEP WRANGLER | 2.5L L4 150 CID |
| 1997-2002 | | JEEP WRANGLER | 2.5L L4 150 CID |
| 1998-2002 | | JEEP WRANGLER | 2.5L L4 2466cc 150 CID |
| MCK1074 | | 1991-1992 | JEEP WRANGLER |
| | 1991-1993 | JEEP WRANGLER | 4.0L L6 242 CID |
| | 1991-1994 | JEEP WRANGLER | 4.0L L6 242 CID |
| | 1991-1995 | JEEP WRANGLER | 4.0L L6 242 CID |
| | 1994-1995 | JEEP WRANGLER | 4.0L L6 242 CID |
| | 1997-1999 | JEEP WRANGLER | 4.0L L6 242 CID |
| | 1997-2000 | JEEP CHEROKEE | 2.5L L4 150 CID |
| | 1998-1999 | JEEP WRANGLER | 4.0L L6 3958cc 242 CID |
| | MCK1075 | 1993 | JEEP GRAND CHEROKEE |
| 1995 | | JEEP GRAND CHEROKEE | 4.0L L6 242 CID |
| 1996 | | JEEP GRAND CHEROKEE | 4.0L L6 3956cc 241 CID |
| 1998 | | JEEP GRAND CHEROKEE | 4.0L L6 3956cc 241 CID |
| 1993-1995 | | JEEP GRAND CHEROKEE | 4.0L L6 242 CID |
| 1994-1997 | | JEEP GRAND CHEROKEE | 4.0L L6 242 CID |
| 1997-1998 | | JEEP GRAND CHEROKEE | 4.0L L6 242 CID |
| 1997-1998 | | JEEP GRAND CHEROKEE | 4.0L L6 3956cc 241 CID |
| MCK1076 | 1993 | JEEP GRAND CHEROKEE | 5.2L V8 5211cc 318 CID |
| | 1993 | JEEP GRAND WAGONEER | 5.2L V8 5211cc 318 CID |
| | 1994 | DODGE B150 | 3.9L V6 3906cc 239 CID |
| | 1994 | DODGE B250 | 3.9L V6 3906cc 239 CID |
| | 1996 | DODGE RAM 2500 VAN | 5.2L V8 |
| | 1997 | DODGE B1500 | 3.9L V6 3906cc 239 CID |
| | 1997 | DODGE B2500 | 3.9L V6 3906cc 239 CID |
| | 1997 | DODGE RAM 1500 VAN | 3.9L V6 3907cc 238 CID |
| | 1997 | DODGE B1500 | 5.2L V8 5211cc 318 CID |
| | 1997 | DODGE B2500 | 5.2L V8 5211cc 318 CID |
| | 1997 | DODGE B3500 | 5.2L V8 5211cc 318 CID |
| | 1997 | DODGE RAM 2500 VAN | 5.2L V8 5211cc 318 CID |
| | 1997 | DODGE B2500 | 5.9L V8 360 CID |
| | 1997 | DODGE B3500 | 5.9L V8 360 CID |
| | 1998 | DODGE B1500 | 5.2L V8 5211cc 318 CID |
| | 1998 | DODGE B2500 | 5.2L V8 5211cc 318 CID |
| | 1998 | DODGE B3500 | 5.2L V8 5211cc 318 CID |
| | 1998 | DODGE RAM 1500 VAN | 5.2L V8 5211cc 318 CID |
| | 1998 | DODGE RAM 2500 VAN | 5.2L V8 5211cc 318 CID |
| | 1998 | DODGE B1500 | 5.9L V8 360 CID |
| | 1998 | DODGE B2500 | 5.9L V8 360 CID |
| | 1998 | DODGE B3500 | 5.9L V8 360 CID |

| USMW | Years | Application | Engine |
|---------|-----------|---------------------|------------------------|
| | 1998 | DODGE RAM 3500 VAN | 5.9L V8 360 CID |
| | 1998 | JEEP GRAND CHEROKEE | 5.9L V8 360 CID |
| | 1998 | JEEP GRAND CHEROKEE | 5.9L V8 5900cc 360 CID |
| | 1999 | DODGE RAM 2500 VAN | 5.2L V8 5211cc 318 CID |
| | 2000 | DODGE RAM 2500 VAN | 5.2L V8 5211cc 318 CID |
| | 2000 | DODGE RAM 1500 | 5.9L V8 360 CID |
| | 2000 | DODGE RAM 2500 | 5.9L V8 360 CID |
| | 2000 | DODGE RAM 3500 | 5.9L V8 360 CID |
| | 2000 | DODGE RAM 1500 | 5.9L V8 5899cc 360 CID |
| | 2000 | DODGE RAM 2500 | 5.9L V8 5899cc 360 CID |
| | 2001 | DODGE RAM 1500 | 5.9L V8 360 CID |
| | 2001 | DODGE RAM 2500 | 5.9L V8 360 CID |
| | 2001 | DODGE RAM 1500 | 5.9L V8 5899cc 360 CID |
| | 2002 | DODGE RAM 3500 VAN | 5.2L V8 5211cc 318 CID |
| | 2002 | DODGE RAM 3500 VAN | 5.9L V8 360 CID |
| | 2003 | DODGE RAM 2500 VAN | 5.2L V8 5211cc 318 CID |
| | 2003 | DODGE RAM 3500 VAN | 5.2L V8 5211cc 318 CID |
| | 2003 | DODGE RAM 2500 VAN | 5.9L V8 360 CID |
| | 2003 | DODGE RAM 3500 VAN | 5.9L V8 360 CID |
| | 1993-1994 | DODGE B150 | 5.2L V8 5211cc 318 CID |
| | 1993-1994 | DODGE B250 | 5.2L V8 5211cc 318 CID |
| | 1993-1994 | DODGE B350 | 5.2L V8 5211cc 318 CID |
| | 1993-1994 | DODGE B250 | 5.9L V8 360 CID |
| | 1993-1994 | DODGE B350 | 5.9L V8 360 CID |
| | 1995-1996 | DODGE B1500 | 3.9L V6 3906cc 239 CID |
| | 1995-1996 | DODGE B2500 | 3.9L V6 3906cc 239 CID |
| | 1995-1996 | DODGE B1500 | 5.2L V8 5211cc 318 CID |
| | 1995-1996 | DODGE B2500 | 5.2L V8 5211cc 318 CID |
| | 1995-1996 | DODGE B3500 | 5.2L V8 5211cc 318 CID |
| | 1995-1996 | DODGE B2500 | 5.9L V8 360 CID |
| | 1995-1996 | DODGE B3500 | 5.9L V8 360 CID |
| | 1995-1996 | DODGE B1500 | 5.9L V8 360 CID |
| | 1995-1996 | DODGE B2500 | 5.9L V8 360 CID |
| | 1995-1996 | DODGE B3500 | 5.9L V8 360 CID |
| | 1999-2001 | DODGE RAM 3500 VAN | 5.9L V8 360 CID |
| | 1999-2002 | DODGE RAM 1500 VAN | 5.2L V8 5211cc 318 CID |
| | 1999-2002 | DODGE RAM 2500 VAN | 5.2L V8 5211cc 318 CID |
| | 1999-2002 | DODGE RAM 3500 VAN | 5.2L V8 5211cc 318 CID |
| | 1999-2002 | DODGE RAM 2500 VAN | 5.9L V8 360 CID |
| | 1999-2003 | DODGE RAM 1500 VAN | 5.2L V8 5211cc 318 CID |
| | 1999-2003 | DODGE RAM 1500 VAN | 5.9L V8 360 CID |
| | 2001-2002 | DODGE RAM 2500 | 5.9L V8 360 CID |
| | 2001-2002 | DODGE RAM 3500 | 5.9L V8 360 CID |
| MCK1077 | 2002 | DODGE RAM 1500 | 5.9L V8 360 CID |
| | 2003 | DODGE RAM 1500 | 5.9L V8 360 CID |
| MCK1078 | 1997 | DODGE DAKOTA | 3.9L V6 3906cc 239 CID |
| | 1998 | DODGE DURANGO | 3.9L V6 3906cc 239 CID |
| | 1998 | DODGE RAM 1500 | 5.9L V8 360 CID |
| | 1998 | DODGE RAM 2500 | 5.9L V8 360 CID |
| | 1998 | DODGE RAM 3500 | 5.9L V8 360 CID |
| | 1998 | DODGE RAM 2500 | 5.9L V8 5899cc 360 CID |
| | 1999 | DODGE DURANGO | 3.9L V6 3906cc 239 CID |
| | 1999 | DODGE RAM 3500 | 5.9L V8 360 CID |
| | 1999 | DODGE RAM 1500 | 5.9L V8 5899cc 360 CID |
| | 1999 | DODGE RAM 2500 | 5.9L V8 5899cc 360 CID |
| | 1999 | DODGE RAM 3500 | 5.9L V8 5899cc 360 CID |
| | 2000 | DODGE DURANGO | 5.2L V8 5211cc 318 CID |
| | 2000 | DODGE DURANGO | 5.9L V8 360 CID |
| | 2000 | DODGE DURANGO | 5.9L V8 5850cc 357 CID |
| | 2001 | DODGE DURANGO | 5.9L V8 360 CID |
| | 2001 | DODGE RAM 1500 | 5.9L V8 360 CID |
| | 2001 | DODGE RAM 2500 | 5.9L V8 360 CID |
| | 2001 | DODGE RAM 3500 | 5.9L V8 360 CID |
| | 2001 | DODGE RAM 1500 | 5.9L V8 5899cc 360 CID |
| | 2002 | DODGE DAKOTA | 3.9L V6 3906cc 239 CID |
| | 2002 | DODGE DAKOTA | 5.9L V8 360 CID |
| | 2003 | DODGE DURANGO | 5.9L V8 360 CID |
| | 1998-1999 | DODGE RAM 1500 | 5.9L V8 360 CID |
| | 1998-1999 | DODGE RAM 2500 | 5.9L V8 360 CID |
| | 1998-2003 | DODGE DAKOTA | 3.9L V6 3906cc 239 CID |
| | 2000-2001 | DODGE DURANGO | 5.9L V8 360 CID |
| | 2000-2003 | DODGE DAKOTA | 5.9L V8 360 CID |





















| USMW | Years | Application | Engine |
|---------|-----------|---------------------|------------------------|
| MCK1078 | 2002-2003 | DODGE DURANGO | 5.9L V8 360 CID |
| MCK1079 | 1993 | DODGE D150 | 3.9L V6 3906cc 239 CID |
| | 1993 | DODGE D250 | 3.9L V6 3906cc 239 CID |
| | 1993 | DODGE DAKOTA | 3.9L V6 3906cc 239 CID |
| | 1993 | DODGE W150 | 3.9L V6 3906cc 239 CID |
| | 1993 | DODGE D150 | 5.2L V8 5211cc 318 CID |
| | 1993 | DODGE D250 | 5.2L V8 5211cc 318 CID |
| | 1993 | DODGE DAKOTA | 5.2L V8 5211cc 318 CID |
| | 1993 | DODGE RAMCHARGER | 5.2L V8 5211cc 318 CID |
| | 1993 | DODGE W150 | 5.2L V8 5211cc 318 CID |
| | 1993 | DODGE W250 | 5.2L V8 5211cc 318 CID |
| | 1993 | DODGE D150 | 5.9L V8 360 CID |
| | 1993 | DODGE D250 | 5.9L V8 360 CID |
| | 1993 | DODGE D350 | 5.9L V8 360 CID |
| | 1993 | DODGE RAMCHARGER | 5.9L V8 360 CID |
| | 1993 | DODGE W150 | 5.9L V8 360 CID |
| | 1993 | DODGE W250 | 5.9L V8 360 CID |
| | 1993 | DODGE W350 | 5.9L V8 360 CID |
| | 1993 | DODGE RAMCHARGER | 5.9L V8 5900cc 360 CID |
| | 1993-1996 | DODGE DAKOTA | 5.2L V8 5211cc 318 CID |
| | 1994-1996 | DODGE DAKOTA | 3.9L V6 3906cc 239 CID |
| | 1995-1996 | DODGE DAKOTA | 5.2L V8 5211cc 318 CID |
| MCK1080 | 2004 | DODGE DAKOTA | 3.7L V6 226 CID |
| | 2009-2010 | DODGE RAM 1500 | 4.7L V8 285 CID |
| | 2011-2012 | RAM 1500 | 4.7L V8 285 CID |
| | 2011-2013 | RAM 1500 | 4.7L V8 285 CID |
| | 2012-2013 | RAM 1500 | 4.7L V8 285 CID |
| MCK1081 | 2005 | DODGE DURANGO | 4.7L V8 285 CID |
| | 2009 | DODGE DURANGO | 3.7L V6 226 CID |
| | 2009 | CHRYSLER ASPEN | 4.7L V8 285 CID |
| | 2009 | DODGE DURANGO | 4.7L V8 285 CID |
| | 2004-2005 | DODGE DURANGO | 3.7L V6 226 CID |
| | 2004-2009 | DODGE DURANGO | 3.7L V6 226 CID |
| | 2004-2009 | DODGE DURANGO | 4.7L V8 285 CID |
| | 2006-2008 | DODGE DURANGO | 3.7L V6 226 CID |
| | 2007-2008 | DODGE DURANGO | 4.7L V8 285 CID |
| | 2007-2009 | CHRYSLER ASPEN | 4.7L V8 285 CID |
| | 2007-2009 | DODGE DURANGO | 4.7L V8 285 CID |
| MCK1082 | 2006 | JEEP LIBERTY | 3.7L V6 226 CID |
| | 2006 | JEEP LIBERTY | 3.7L V6 3701cc 226 CID |
| | 1999-2000 | JEEP GRAND CHEROKEE | 4.7L V8 287 CID |
| | 1999-2000 | JEEP GRAND CHEROKEE | 4.7L V8 4701cc 287 CID |
| | 2004-2006 | JEEP LIBERTY | 3.7L V6 226 CID |
| | 2005-2006 | JEEP LIBERTY | 3.7L V6 226 CID |
| | 2007-2008 | JEEP LIBERTY | 3.7L V6 226 CID |
| MCK1083 | 2002 | DODGE RAM 1500 | 3.7L V6 226 CID |
| | 2002 | DODGE RAM 1500 | 4.7L V8 287 CID |
| | 2003 | DODGE RAM 1500 | 4.7L V8 287 CID |
| | 2004 | DODGE RAM 1500 | 4.7L V8 287 CID |
| | 2006 | DODGE RAM 1500 | 4.7L V8 285 CID |
| | 2007 | DODGE RAM 1500 | 4.7L V8 285 CID |
| | 2008 | DODGE RAM 1500 | 3.7L V6 226 CID |
| | 2008 | DODGE RAM 1500 | 4.7L V8 285 CID |
| | 2002-2004 | DODGE RAM 1500 | 4.7L V8 287 CID |
| | 2002-2008 | DODGE RAM 1500 | 3.7L V6 226 CID |
| | 2004-2008 | DODGE RAM 1500 | 3.7L V6 226 CID |
| | 2005-2006 | DODGE RAM 1500 | 4.7L V8 285 CID |
| | 2005-2008 | DODGE RAM 1500 | 4.7L V8 285 CID |
| MCK1084 | 2006 | JEEP COMMANDER | 3.7L V6 226 CID |
| | 2006 | JEEP GRAND CHEROKEE | 3.7L V6 226 CID |
| | 2007 | JEEP GRAND CHEROKEE | 3.7L V6 3701cc 226 CID |
| | 2005-2006 | JEEP LIBERTY | 2.8L L4 2768cc 171 CID |
| | 2005-2008 | JEEP GRAND CHEROKEE | 3.7L V6 226 CID |
| | 2006-2007 | JEEP COMMANDER | 3.7L V6 226 CID |
| | 2007-2008 | JEEP COMMANDER | 3.7L V6 226 CID |
| MCK1085 | 2002 | DODGE RAM 1500 | 4.7L V8 287 CID |
| | 2002 | JEEP GRAND CHEROKEE | 4.7L V8 4701cc 287 CID |
| | 2003 | JEEP GRAND CHEROKEE | 4.7L V8 285 CID |
| | 2003 | DODGE RAM 1500 | 4.7L V8 287 CID |

| USMW | Years | Application | Engine |
|---------|-----------|---------------------|------------------------|
| | 2004 | DODGE RAM 1500 | 4.7L V8 287 CID |
| | 2007 | DODGE RAM 1500 | 4.7L V8 285 CID |
| | 2002-2003 | JEEP GRAND CHEROKEE | 4.7L V8 285 CID |
| MCK1086 | 2000 | DODGE DURANGO | 4.7L V8 287 CID |
| | 2002 | DODGE DAKOTA | 4.7L V8 285 CID |
| | 2003 | DODGE DURANGO | 4.7L V8 285 CID |
| | 2004 | DODGE DAKOTA | 4.7L V8 285 CID |
| | 2000-2001 | DODGE DAKOTA | 4.7L V8 287 CID |
| | 2000-2001 | DODGE DURANGO | 4.7L V8 287 CID |
| | 2001-2003 | DODGE DURANGO | 4.7L V8 285 CID |
| | 2002-2003 | DODGE DAKOTA | 4.7L V8 285 CID |
| | 2002-2003 | DODGE DURANGO | 4.7L V8 285 CID |
| | 2002-2004 | DODGE DAKOTA | 4.7L V8 285 CID |
| MCK1087 | 2001 | JEEP WRANGLER | 4.0L L6 3958cc 242 CID |
| | 2002 | JEEP WRANGLER | 4.0L L6 3958cc 242 CID |
| | 2003 | JEEP WRANGLER | 4.0L L6 3956cc 241 CID |
| | 2005 | JEEP WRANGLER | 4.0L L6 242 CID |
| | 2006 | JEEP WRANGLER | 4.0L L6 242 CID |
| | 2006 | JEEP WRANGLER | 4.0L L6 3956cc 241 CID |
| | 2000-2002 | JEEP WRANGLER | 4.0L L6 3958cc 242 CID |
| | 2000-2004 | JEEP WRANGLER | 4.0L L6 242 CID |
| | 2000-2005 | JEEP WRANGLER | 4.0L L6 242 CID |
| | 2002-2005 | JEEP WRANGLER | 4.0L L6 242 CID |
| | 2003-2005 | JEEP WRANGLER | 4.0L L6 242 CID |
| | 2003-2005 | JEEP WRANGLER | 4.0L L6 3956cc 241 CID |
| | 2004-2005 | JEEP WRANGLER | 4.0L L6 242 CID |
| MCK1088 | 2002 | JEEP GRAND CHEROKEE | 4.0L L6 242 CID |
| | 2004 | JEEP GRAND CHEROKEE | 4.0L L6 242 CID |
| | 2004 | JEEP GRAND CHEROKEE | 4.0L L6 3956cc 241 CID |
| | 1999-2000 | JEEP GRAND CHEROKEE | 4.0L L6 3958cc 242 CID |
| | 1999-2001 | JEEP GRAND CHEROKEE | 4.0L L6 242 CID |
| | 2002-2004 | JEEP GRAND CHEROKEE | 4.0L L6 242 CID |
| MCK1089 | 2005 | DODGE DURANGO | 5.7L V8 345 CID |
| | 2007 | DODGE DURANGO | 5.7L V8 345 CID |
| | 2007 | CHRYSLER ASPEN | 5.7L V8 5654cc 345 CID |
| | 2008 | DODGE DURANGO | 5.7L V8 345 CID |
| | 2004-2008 | DODGE DURANGO | 5.7L V8 345 CID |
| | 2006-2008 | DODGE DURANGO | 5.7L V8 345 CID |
| | 2007-2008 | CHRYSLER ASPEN | 5.7L V8 345 CID |
| MCK1090 | 2003 | DODGE RAM 1500 | 5.7L V8 345 CID |
| | 2003 | DODGE RAM 2500 | 5.7L V8 345 CID |
| | 2003 | DODGE RAM 3500 | 5.7L V8 345 CID |
| | 2005 | DODGE RAM 2500 | 5.7L V8 345 CID |
| | 2006 | DODGE RAM 1500 | 5.7L V8 345 CID |
| | 2006 | DODGE RAM 2500 | 5.7L V8 345 CID |
| | 2007 | DODGE RAM 2500 | 5.7L V8 345 CID |
| | 2007 | DODGE RAM 3500 | 5.7L V8 345 CID |
| | 2007 | DODGE RAM 1500 | 5.7L V8 345 CID |
| | 2008 | DODGE RAM 1500 | 5.7L V8 345 CID |
| | 2008 | DODGE RAM 2500 | 5.7L V8 345 CID |
| | 2008 | DODGE RAM 3500 | 5.7L V8 345 CID |
| | 2004-2007 | DODGE RAM 1500 | 5.7L V8 345 CID |
| | 2004-2008 | DODGE RAM 1500 | 5.7L V8 345 CID |
| | 2005-2006 | DODGE RAM 2500 | 5.7L V8 345 CID |
| | 2005-2006 | DODGE RAM 3500 | 5.7L V8 345 CID |
| | 2006-2007 | DODGE RAM 1500 | 5.7L V8 345 CID |
| | 2007-2008 | DODGE RAM 1500 | 5.7L V8 345 CID |
| | 2007-2008 | DODGE RAM 2500 | 5.7L V8 345 CID |
| MCK1091 | 2003 | DODGE RAM 2500 | 5.7L V8 345 CID |
| | 2003 | DODGE RAM 3500 | 5.7L V8 345 CID |
| | 2004 | DODGE RAM 2500 | 5.7L V8 345 CID |
| | 2004 | DODGE RAM 3500 | 5.7L V8 345 CID |
| | 2005 | DODGE RAM 2500 | 5.7L V8 345 CID |
| | 2006 | DODGE RAM 2500 | 5.7L V8 345 CID |
| | 2007 | DODGE RAM 2500 | 5.7L V8 345 CID |
| | 2007 | DODGE RAM 3500 | 5.7L V8 345 CID |
| | 2008 | DODGE RAM 2500 | 5.7L V8 345 CID |
| | 2008 | DODGE RAM 3500 | 5.7L V8 345 CID |
| | 2005-2006 | DODGE RAM 2500 | 5.7L V8 345 CID |
| | 2005-2006 | DODGE RAM 3500 | 5.7L V8 345 CID |

MAX COOLING KITS

| USMW | Years | Application | Engine |
|---------|-----------|---------------------|------------------------|
| MCK1091 | 2007-2008 | DODGE RAM 2500 | 5.7L V8 345 CID |
| MCK1092 | 2007-2011 | JEEP WRANGLER | 3.8L V6 3778cc 231 CID |
| MCK1093 | 1994 | NISSAN D21 | 2.4L L4 2389cc |
| | 1994 | NISSAN PICKUP | 2.4L L4 2389cc |
| | 1996 | NISSAN PICKUP | 2.4L L4 2389cc |
| | 1997 | NISSAN PICKUP | 2.4L L4 2389cc |
| | 1989-1998 | NISSAN 240SX | 2.4L L4 2389cc |
| | 1990-1994 | NISSAN D21 | 2.4L L4 2389cc |
| | 1995-1996 | NISSAN PICKUP | 2.4L L4 2389cc |
| | 1998-1999 | NISSAN FRONTIER | 2.4L L4 2389cc |
| | 2000-2004 | NISSAN FRONTIER | 2.4L L4 2389cc |
| | 2000-2004 | NISSAN XTERRA | 2.4L L4 2389cc |
| | 2001-2004 | NISSAN FRONTIER | 2.4L L4 2389cc 146 CID |
| | 2002-2003 | NISSAN FRONTIER | 2.4L L4 2389cc |
| MCK1094 | 1993 | BMW 525IT | 2.5L L6 2494cc 152 CID |
| | 1995 | BMW M3 | 3.0L L6 2990cc |
| | 2000 | BMW 323CI | 2.5L L6 2494cc 152 CID |
| | 2000 | BMW 328CI | 2.8L L6 2793cc |
| | 2006 | BMW 325CI | 2.5L L6 2494cc 152 CID |
| | 1991-1995 | BMW 525I | 2.5L L6 2494cc 152 CID |
| | 1992-1995 | BMW 325IS | 2.5L L6 2494cc 152 CID |
| | 1994-1995 | BMW 325I | 2.5L L6 2494cc 152 CID |
| | 1996-1999 | BMW 328IS | 2.8L L6 2793cc |
| | 1996-1999 | BMW M3 | 3.2L L6 3152cc |
| | 1996-2000 | BMW 328I | 2.8L L6 2793cc |
| | 1997-2000 | BMW 528I | 2.8L L6 2793cc |
| | 1997-2000 | BMW Z3 | 2.8L L6 2793cc |
| | 1998-1999 | BMW 323IS | 2.5L L6 2494cc 152 CID |
| | 1998-2000 | BMW 323I | 2.5L L6 2494cc 152 CID |
| | 1998-2000 | BMW Z3 | 3.2L L6 3152cc |
| | 1999-2000 | BMW Z3 | 2.8L L6 2793cc |
| | 1999-2000 | BMW Z3 | 3.2L L6 3152cc |
| | 1999-2002 | BMW Z3 | 2.5L L6 2494cc 152 CID |
| | 2001-2002 | BMW Z3 | 3.0L L6 2979cc |
| | 2001-2003 | BMW 325CI | 2.5L L6 2494cc 152 CID |
| | 2001-2003 | BMW 525I | 2.5L L6 2494cc 152 CID |
| | 2001-2003 | BMW 530I | 3.0L L6 2979cc |
| | 2001-2005 | BMW 325I | 2.5L L6 2494cc 152 CID |
| | 2001-2005 | BMW 325XI | 2.5L L6 2494cc 152 CID |
| | 2001-2005 | BMW 330I | 3.0L L6 2979cc |
| | 2001-2005 | BMW 330XI | 3.0L L6 2979cc |
| | 2001-2006 | BMW 330CI | 3.0L L6 2979cc |
| | 2001-2006 | BMW X5 | 3.0L L6 2979cc |
| | 2004-2005 | BMW 325CI | 2.5L L6 2494cc 152 CID |
| | 2004-2005 | BMW X3 | 2.5L L6 2494cc 152 CID |
| | 2004-2006 | BMW X3 | 3.0L L6 2979cc |
| MCK1095 | 2010 | TOYOTA 4RUNNER | 2.7L L4 2694cc |
| | 1994-1998 | TOYOTA T100 | 2.7L L4 2694cc |
| | 1995-2003 | TOYOTA TACOMA | 2.4L L4 2438cc |
| | 1995-2003 | TOYOTA TACOMA | 2.7L L4 2694cc |
| | 1995-2004 | TOYOTA TACOMA | 2.4L L4 2438cc |
| | 1995-2014 | TOYOTA TACOMA | 2.7L L4 2694cc |
| | 1996-2000 | TOYOTA 4RUNNER | 2.7L L4 2694cc |
| | 1998-2000 | TOYOTA TACOMA | 2.4L L4 2438cc |
| | 1998-2000 | TOYOTA TACOMA | 2.7L L4 2694cc |
| | 1998-2014 | TOYOTA TACOMA | 2.7L L4 2694cc |
| MCK1096 | 1996-2000 | NISSAN PATHFINDER | 3.3L V6 3275cc |
| | 1997-2000 | INFINITI QX4 | 3.3L V6 3275cc |
| | 1999-2000 | NISSAN FRONTIER | 3.3L V6 3275cc |
| | 2000-2004 | NISSAN XTERRA | 3.3L V6 3275cc |
| | 2001-2003 | NISSAN FRONTIER | 3.3L V6 3275cc |
| | 2001-2004 | NISSAN FRONTIER | 3.3L V6 3275cc |
| | 2002-2004 | NISSAN FRONTIER | 3.3L V6 3275cc |
| | 2003-2004 | NISSAN XTERRA | 3.3L V6 3275cc |
| MCK1097 | 1999 | SUZUKI GRAND VITARA | 2.5L V6 2500cc |
| | 2001 | SUZUKI GRAND VITARA | 2.5L V6 2500cc |
| | 2001 | SUZUKI GRAND VITARA | 2.7L V6 2737cc |
| | 2004 | CHEVROLET TRACKER | 2.5L V6 2500cc |
| | 2004 | SUZUKI VITARA | 2.5L V6 2500cc |

| USMW | Years | Application | Engine |
|---------|-----------|---------------------------|------------------------|
| | 2006 | SUZUKI GRAND VITARA | 2.7L V6 2736cc 167 CID |
| | 2006 | SUZUKI GRAND VITARA | 2.7L V6 2737cc |
| | 2007 | SUZUKI GRAND VITARA | 2.7L V6 2736cc 167 CID |
| | 1999-2001 | SUZUKI GRAND VITARA | 2.5L V6 2500cc |
| | 1999-2002 | SUZUKI GRAND VITARA | 2.5L V6 2500cc |
| | 2000-2001 | SUZUKI GRAND VITARA | 2.5L V6 2500cc |
| | 2001-2003 | CHEVROLET TRACKER | 2.5L V6 2500cc |
| | 2001-2004 | CHEVROLET TRACKER | 2.5L V6 2500cc |
| | 2002-2004 | SUZUKI XL-7 | 2.7L V6 2700cc |
| | 2003-2005 | SUZUKI GRAND VITARA | 2.5L V6 2500cc |
| | 2005-2006 | SUZUKI XL-7 | 2.7L V6 2737cc |
| | 2006-2007 | SUZUKI GRAND VITARA | 2.7L V6 2737cc |
| MCK1098 | 2000 | BMW X5 | 4.4L V8 4398cc |
| | 2003 | BMW X5 | 4.4L V8 4398cc |
| | 1999-2001 | BMW 740I | 4.4L V8 4398cc |
| | 1999-2001 | BMW 740IL | 4.4L V8 4398cc |
| | 1999-2003 | BMW 540I | 4.4L V8 4398cc |
| | 2001-2003 | BMW X5 | 4.4L V8 4398cc |
| | 2002-2003 | BMW X5 | 4.4L V8 4398cc |
| | 2002-2003 | BMW X5 | 4.6L V8 4598cc |
| MCK1099 | 2003 | BMW Z8 | 4.8L V8 4837cc |
| MCK1100 | 2001 | FORD RANGER | 4.0L V6 245 CID |
| | 2002 | FORD RANGER | 4.0L V6 245 CID |
| MCK1101 | 2002-2003 | FORD EXPLORER | 4.0L V6 245 CID |
| | 2002-2005 | MERCURY MOUNTAINEER | 4.0L V6 245 CID |
| | 2004-2005 | FORD EXPLORER | 4.0L V6 245 CID |
| MCK1102 | 2006 | MERCURY MOUNTAINEER | 4.0L V6 245 CID |
| | 2006-2010 | FORD EXPLORER | 4.0L V6 245 CID |
| | 2007-2010 | FORD EXPLORER SPORT TRAC | 4.0L V6 245 CID |
| | 2007-2010 | MERCURY MOUNTAINEER | 4.0L V6 245 CID |
| MCK2001 | 2003 | ISUZU ASCENDER | 5.3L V8 5328cc 325 CID |
| | 2004 | ISUZU ASCENDER | 5.3L V8 5328cc 325 CID |
| | 2005 | ISUZU ASCENDER | 5.3L V8 5328cc 325 CID |
| | 2005 | SAAB 9-7X | 5.3L V8 5328cc 325 CID |
| | 2006 | CHEVROLET TRAILBLAZER | 5.3L V8 5328cc 325 CID |
| | 2006 | GMC ENVOY XL | 5.3L V8 5328cc 325 CID |
| | 2006 | ISUZU ASCENDER | 5.3L V8 5328cc 325 CID |
| | 2006 | SAAB 9-7X | 5.3L V8 5328cc 325 CID |
| | 2006 | CHEVROLET TRAILBLAZER | 6.0L V8 5967cc 364 CID |
| | 2003-2004 | CHEVROLET SSR | 5.3L V8 5328cc 325 CID |
| | 2003-2005 | GMC ENVOY XL | 5.3L V8 5328cc 325 CID |
| | 2003-2006 | CHEVROLET TRAILBLAZER EXT | 5.3L V8 5328cc 325 CID |
| | 2004-2005 | GMC ENVOY XUV | 5.3L V8 5328cc 325 CID |
| | 2004-2006 | BUICK RAINIER | 5.3L V8 5328cc 325 CID |
| | 2005-2006 | GMC ENVOY | 5.3L V8 5328cc 325 CID |
| | 2005-2006 | CHEVROLET SSR | 6.0L V8 5967cc 364 CID |

| | | | |
|---|---|--|---|
|  |  |  |  |
| MCK1001 | MCK1002 | MCK1003 | MCK1004 |
|  |  |  |  |
| MCK1005 | MCK1006 | MCK1007 | MCK1008 |
|  |  |  |  |
| MCK1009 | MCK1010 | MCK1011 | MCK1012 |
|  |  |  |  |
| MCK1013 | MCK1014 | MCK1015 | MCK1016 |
|  |  |  |  |
| MCK1017 | MCK1018 | MCK1019 | MCK1020 |

MAX COOLING KITS

Note: The photos or illustrations shown above are for reference purposes only. It does not suggest or imply that all the referenced pumps are manufactured by US Motor Works.

| | | | |
|----------------|----------------|----------------|----------------|
| <p>MCK1021</p> | <p>MCK1022</p> | <p>MCK1023</p> | <p>MCK1024</p> |
| <p>MCK1025</p> | <p>MCK1026</p> | <p>MCK1027</p> | <p>MCK1028</p> |
| <p>MCK1029</p> | <p>MCK1030</p> | <p>MCK1031</p> | <p>MCK1032</p> |
| <p>MCK1033</p> | <p>MCK1034</p> | <p>MCK1035</p> | <p>MCK1036</p> |
| <p>MCK1037</p> | <p>MCK1038</p> | <p>MCK1039</p> | <p>MCK1040</p> |

Note: The photos or illustrations shown above are for reference purposes only. It does not suggest or imply that all the referenced pumps are manufactured by US Motor Works.





















| | | | |
|---|---|--|---|
|  |  |  |  |
| MCK1041 | MCK1042 | MCK1043 | MCK1044 |
|  |  |  |  |
| MCK1045 | MCK1046 | MCK1047 | MCK1048 |
|  |  |  |  |
| MCK1049 | MCK1050 | MCK1051 | MCK1052 |
|  |  |  |  |
| MCK1053 | MCK1054 | MCK1055 | MCK1056 |
|  |  |  |  |
| MCK1057 | MCK1058 | MCK1059 | MCK1060 |

MAX COOLING KITS

Note: The photos or illustrations shown above are for reference purposes only. It does not suggest or imply that all the referenced pumps are manufactured by US Motor Works.




| | | | |
|---|---|--|---|
|  |  |  |  |
| MCK1061 | MCK1062 | MCK1063 | MCK1064 |
|  |  |  |  |
| MCK1065 | MCK1066 | MCK1067 | MCK1068 |
|  |  |  |  |
| MCK1069 | MCK1070 | MCK1071 | MCK1072 |
|  |  |  |  |
| MCK1073 | MCK1074 | MCK1075 | MCK1076 |
|  |  |  |  |
| MCK1077 | MCK1078 | MCK1079 | MCK1080 |

Note: The photos or illustrations shown above are for reference purposes only. It does not suggest or imply that all the referenced pumps are manufactured by US Motor Works.

| | | | |
|--|--|---|--|
|  MCK1081 |  MCK1082 |  MCK1083 |  MCK1084 |
|  MCK1085 |  MCK1086 |  MCK1087 |  MCK1088 |
|  MCK1089 |  MCK1090 |  MCK1091 |  MCK1092 |
|  MCK1093 |  MCK1094 |  MCK1095 |  MCK1096 |
|  MCK1097 |  MCK1098 |  MCK1099 |  MCK1100 |

MAX COOLING KITS

Note: The photos or illustrations shown above are for reference purposes only. It does not suggest or imply that all the referenced pumps are manufactured by US Motor Works.

| | | | |
|---|---|--|--|
|  <p>MCK1101</p> |  <p>MCK1102</p> |  <p>MCK2001</p> | |
| | | | |
| | | | |
| | | | |
| | | | |

Note: The photos or illustrations shown above are for reference purposes only. It does not suggest or imply that all the referenced pumps are manufactured by US Motor Works.

TIMING KITS WITH WATER PUMPS

US Motor Works is pleased to announce our new line of timing kits with water pumps including all the parts needed to do the job right!

OEM's recommend that timing belts should be replaced every 60,000 to 100,000 miles, they also recommend that all the components of the timing system should all be replaced at once.

Replacing all the timing belt system components at the same time assures the entire system will operate and perform correctly and to the OEM specifications. The US Motor Works TIMING KIT WITH WATER PUMP package allows you to replace all the components designed to work and fit together to the optimum conditions, while at the same time increase the sales and decrease the potential returns.

TIMING KIT WITH WATER PUMPS INCLUDE:

- NEW WATER PUMP (Including gasket(s) and all accessories needed)
- TIMING BELT(s)
- TENSIONER(s)
- IDLER(s)
- HYDRAULIC TENSIONER (if applicable)



CAUTION:
ENGLISH

- Always refer to OEM replacement interval guidelines, installation instructions, special tool requirements, and specifications before installing timing kit parts.
- Failure to follow the OEM instructions and guidelines will void any warranty expressed or implied.
- For maximum timing belt and system life, timing belts, tensioners and idlers should be replaced at the same time.
- Check for engine damage and check compression before beginning the job. Interference engines can experience valve to piston damage if a timing belt failure has occurred.
- Do not turn crankshaft or camshaft with timing belt removed.
- Observe all tightening torques.

PRECAUCIÓN:
SPANISH

- Refiérase siempre al manual del fabricante para saber intervalos de reemplazo, instrucciones de instalación, requerimientos de herramienta especial y especificaciones antes de instalar partes de distribución.
- De no seguirse las instrucciones y guías del fabricante, invalidará cualquier garantía expresa o implicada.
- Para máxima vida útil de la banda y sistema del tiempo, la banda del tiempo, tensores y poleas deben reemplazarse al mismo tiempo.
- Revise algún daño en el motor, revise también la compresión antes de iniciar el trabajo. Los motores de interferencia pueden experimentar daño en las válvulas o los pistones si ha ocurrido una falla en la banda del tiempo.
- No gire el cigüeñal ni el árbol de levas con la banda removida.
- Observe todos los torques de apriete o ajuste.

| Engine Liters | Model Years | Application Description | USMW |
|-------------------|-------------|---------------------------------|-------------|
| ACURA | | | |
| CL | | | |
| 2.2L L4 2156CC | 1997 | | USTK244-186 |
| 2.3L L4 2254CC | 1998-1999 | | USTK244-186 |
| 3.0L V6 2997CC | 1997-1999 | | USTK286A |
| 3.2L V6 3210CC | 2001-2003 | | USTK286 |
| EL | | | |
| 1.6L L4 1590CC | 1997-2000 | | USTK224A |
| 1.7L L4 1668CC | 2001-2005 | | USTK312 |
| INTEGRA | | | |
| 1.7L L4 1678CC | 1992-1993 | | USTK227 |
| 1.8L L4 1797CC | 1996-2001 | | USTK247 |
| 1.8L L4 1834CC | 1996-2001 | | USTK184 |
| 1.8L L4 1834CC | 1990-1995 | | USTK184A |
| LEGEND | | | |
| 3.2L V6 3206CC | 1991-1995 | | USTK193 |
| MDX | | | |
| 3.5L V6 3471CC | 2001-2002 | | USTK286 |
| 3.5L V6 3471CC | 2003-2006 | | USTK329 |
| 3.7L V6 3664CC | 2007-2013 | | USTK329 |
| RL | | | |
| 3.5L V6 3471CC | 2005-2008 | | USTK329 |
| 3.5L V6 3475CC | 1996-2004 | | USTK279-280 |
| SLX | | | |
| 3.2L V6 3165CC | 1996-1997 | | USTK221A |
| 3.5L V6 3494CC | 1998-1999 | | USTK303 |
| TL | | | |
| 2.5L L5 2451CC | 1995-1998 | | USTK211 |
| 3.2L V6 3206CC | 1996-1998 | | USTK193A |
| 3.2L V6 3210CC | 2000-2003 | | USTK286 |
| 3.2L V6 3210CC | 1999 | | USTK286A |
| 3.2L V6 3210CC | 2004-2008 | | USTK329 |
| 3.5L V6 3471CC | 2007-2013 | | USTK329 |
| 3.7L V6 3664CC | 2009-2013 | | USTK329 |
| 3.7L V6 3700CC | 2011 | | USTK329 |
| TSX | | | |
| 3.5L V6 3471CC | 2010-2014 | | USTK329 |
| VIGOR | | | |
| 2.5L L5 2451CC | 1992-1994 | | USTK211 |
| ZDX | | | |
| 3.7L V6 3664CC | 2010-2013 | | USTK329 |
| AUDI | | | |
| 90 | | | |
| 2.8L V6 2771CC | 1993-1995 | | USTK218 |
| 100 | | | |
| 2.8L V6 2771CC | 1992-1994 | | USTK218 |
| 90 QUATTRO | | | |
| 2.8L V6 2771CC | 1993-1995 | | USTK218 |
| A3 | | | |
| 2.0L L4 1984CC | 2005-2008 | | USTK334 |
| A4 | | | |
| 1.8L L4 1781CC | 2001 | BEFORE 8D1042384 | USTK306 |
| 1.8L L4 1781CC | 1999-2000 | 150 TOOTH BELT | USTK306A |
| 1.8L L4 1781CC | 2001 | 150 TOOTH BELT; AFTER 8D1042384 | USTK306A |
| 1.8L L4 1781CC | 2002-2006 | 150 TOOTH BELT | USTK306A |
| 1.8L L4 1781CC | 1997-2000 | 153 TOOTH BELT | USTK317 |
| 2.8L V6 2771CC | 1999-2001 | | USTK297 |
| 3.0L V6 2976CC | 2002-2005 | | USTK330 |
| A4 QUATTRO | | | |
| 1.8L L4 1781CC | 2001 | BEFORE 8D1042384 | USTK306 |
| 1.8L L4 1781CC | 1999-2000 | 150 TOOTH BELT | USTK306A |
| 1.8L L4 1781CC | 2001 | 150 TOOTH BELT; AFTER 8D1042384 | USTK306A |
| 1.8L L4 1781CC | 2002-2005 | 150 TOOTH BELT | USTK306A |
| 1.8L L4 1781CC | 1997-2000 | 153 TOOTH BELT | USTK317 |
| 2.8L V6 2771CC | 1999-2001 | | USTK297 |
| 3.0L V6 2976CC | 2002-2006 | | USTK330 |

| Engine Liters | Model Years | Application Description | USMW |
|------------------------|-------------|-------------------------|----------|
| A6 | | | |
| 2.8L V6 2771CC | 1995 | | USTK218 |
| 2.8L V6 2771CC | 1998-2001 | | USTK297 |
| 3.0L V6 2950CC | 2002-2004 | | USTK330 |
| 3.0L V6 2976CC | 2002-2004 | | USTK330 |
| A6 QUATTRO | | | |
| 2.7L V6 2671CC | 2000-2004 | | USTK297B |
| 2.8L V6 2771CC | 1998-2001 | | USTK297 |
| 3.0L V6 2950CC | 2002-2004 | | USTK330 |
| 3.0L V6 2976CC | 2002-2004 | | USTK330 |
| 4.2L V8 4172CC | 2001-2004 | | USTK297A |
| A8 QUATTRO | | | |
| 4.2L V8 4172CC | 2001-2007 | | USTK297A |
| ALLROAD QUATTRO | | | |
| 2.7L V6 2671CC | 2001-2005 | | USTK297B |
| CABRIOLET | | | |
| 2.8L V6 2771CC | 1994-1995 | | USTK218 |
| RS6 | | | |
| 4.2L V8 4172CC | 2003-2004 | | USTK297A |
| S4 | | | |
| 2.7L V6 2671CC | 2000-2002 | | USTK297B |
| S6 | | | |
| 4.2L V8 4172CC | 2002-2003 | | USTK297A |
| S8 | | | |
| 4.2L V8 4172CC | 2001-2003 | | USTK297A |
| TT | | | |
| 1.8L L4 1781CC | 2000-2006 | | USTK306 |
| TT QUATTRO | | | |
| 1.8L L4 1781CC | 2000-2006 | | USTK306 |
| CHEVROLET | | | |
| AVEO | | | |
| 1.6L L4 1598CC | 2004-2008 | | USTK335 |
| AVEO5 | | | |
| 1.6L L4 1598CC | 2006-2008 | | USTK335 |
| CHEVY | | | |
| 1.6L L4 1597CC | 1998-2010 | | USTK203 |
| OPTRA | | | |
| 2.0L L4 1998CC | 2004-2005 | | USTK309 |
| 2.0L L4 2000CC | 2006-2007 | | USTK309 |
| CHRYSLER | | | |
| 300 | | | |
| 3.5L V6 3497CC | 2005-2010 | | USTK295B |
| 3.5L V6 3518CC | 2006-2010 | | USTK295B |
| 300M | | | |
| 3.5L V6 3497CC | 2003-2004 | | USTK295A |
| 3.5L V6 3518CC | 1998-2002 | | USTK295 |
| 3.5L V6 3518CC | 2003-2004 | | USTK295A |
| CIRRUS | | | |
| 2.4L L4 2429CC | 1997-2000 | | USTK265B |
| CONCORDE | | | |
| 3.2L V6 3200CC | 1998-2001 | | USTK295 |
| 3.5L V6 3497CC | 1993-1994 | | USTK219 |
| 3.5L V6 3497CC | 2003-2004 | | USTK295A |
| 3.5L V6 3518CC | 2002 | | USTK295 |
| DAYTONA | | | |
| 2.5L L4 2507CC | 1990-1993 | | USTK153 |
| 3.0L V6 2972CC | 1990-1993 | | USTK139 |
| DYNASTY | | | |
| 3.0L V6 2972CC | 1988-1990 | | USTK139 |
| GRAND VOYAGER | | | |
| 3.0L V6 2972CC | 2000 | | USTK139 |
| INTREPID | | | |
| 3.2L V6 3200CC | 1998-2001 | | USTK295 |
| 3.5L V6 3497CC | 1993-1994 | | USTK219 |
| 3.5L V6 3497CC | 1995-1997 | | USTK255 |



TIMING KIT WITH WATER PUMP **USMW** APPLICATION GUIDE *Professional Series*

| Engine Liters | Model Years | Application Description | USMW |
|---------------------------|-------------|-------------------------|----------|
| CHRYSLER (CONT.) | | | |
| INTREPID | | | |
| 3.5L V6 3497CC | 2000-2002 | | USTK295 |
| 3.5L V6 3497CC | 2003-2004 | | USTK295A |
| LEBARON | | | |
| 2.5L L4 2507CC | 1990-1993 | | USTK153 |
| 3.0L V6 2972CC | 1990-1995 | | USTK139 |
| LHS | | | |
| 3.5L V6 3497CC | 1994 | | USTK219 |
| 3.5L V6 3497CC | 1995-1997 | | USTK255 |
| 3.5L V6 3497CC | 1999-2001 | | USTK295 |
| NEW YORKER | | | |
| 3.0L V6 2972CC | 1988-1989 | | USTK139 |
| 3.5L V6 3497CC | 1994 | | USTK219 |
| 3.5L V6 3497CC | 1995-1996 | | USTK255 |
| PACIFICA | | | |
| 3.5L V6 3497CC | 2004 | | USTK295A |
| 3.5L V6 3497CC | 2005-2006 | | USTK295B |
| 3.5L V6 3518CC | 2004 | | USTK295A |
| 3.5L V6 3518CC | 2005-2006 | | USTK295B |
| 4.0L V6 3952CC | 2007-2008 | | USTK295B |
| PT CRUISER | | | |
| 2.4L L4 2429CC | 2003-2009 | WITH TENSIONER BRACKET | USTK265 |
| 2.4L L4 2429CC | 2003-2008 | | USTK265A |
| 2.4L L4 2429CC | 2009 | WITHOUT BRACKET | USTK265A |
| 2.4L L4 2429CC | 2001-2002 | | USTK265B |
| 2.4L L4 2429CC | 2003-2009 | | USTK265C |
| SEBRING | | | |
| 2.0L L4 1996CC | 1995-1999 | MECHANICAL TENSIONER | USTK246 |
| 2.0L L4 1996CC | 1995-1999 | HYDRAULIC TENSIONER | USTK246B |
| 2.4L L4 2429CC | 2003-2006 | WITH TENSIONER BRACKET | USTK265 |
| 2.4L L4 2429CC | 2003-2006 | | USTK265A |
| 2.4L L4 2429CC | 1997-2002 | | USTK265B |
| 3.0L V6 2972CC | 2001-2005 | | USTK259 |
| 3.5L V6 3497CC | 2007-2010 | | USTK295B |
| TC MASERATI | | | |
| 3.0L V6 2972CC | 1990-1991 | | USTK139 |
| TOWN & COUNTRY | | | |
| 4.0L V6 3952CC | 2008-2010 | | USTK295B |
| VOYAGER | | | |
| 2.4L L4 2429CC | 2003 | WITH TENSIONER BRACKET | USTK265 |
| 2.4L L4 2429CC | 2003 | | USTK265A |
| 2.4L L4 2429CC | 2000-2002 | | USTK265B |
| 3.0L V6 2972CC | 2000 | | USTK139 |
| DAEWOO | | | |
| LEGANZA | | | |
| 2.2L L4 2200CC | 1999-2002 | | USTK305 |
| NUBIRA | | | |
| 2.0L L4 1998CC | 1999-2002 | | USTK309 |
| DODGE | | | |
| AVENGER | | | |
| 2.0L L4 1996CC | 1995-1999 | MECHANICAL TENSIONER | USTK246 |
| 2.0L L4 1996CC | 1995-1999 | HYDRAULIC TENSIONER | USTK246B |
| 3.5L V6 3497CC | 2008-2010 | | USTK295B |
| 3.5L V6 3518CC | 2008-2009 | | USTK295B |
| CARAVAN | | | |
| 2.4L L4 2429CC | 2003-2007 | WITH TENSIONER BRACKET | USTK265 |
| 2.4L L4 2429CC | 2003-2007 | | USTK265A |
| 2.4L L4 2429CC | 1997-2002 | | USTK265B |
| 2.5L L4 2507CC | 1990-1995 | | USTK153 |
| 3.0L V6 2972CC | 1987-2000 | | USTK139 |
| CHALLENGER | | | |
| 3.5L V6 3497CC | 2009-2010 | | USTK295B |
| CHARGER | | | |
| 3.5L V6 3497CC | 2006-2010 | | USTK295B |
| 3.5L V6 3518CC | 2006-2010 | | USTK295B |

| Engine Liters | Model Years | Application Description | USMW |
|----------------------|-------------|--|----------|
| DAKOTA | | | |
| 2.5L L4 2507CC | 1990-1995 | | USTK153 |
| DAYTONA | | | |
| 2.2L L4 135 | 1990 | | USTK153 |
| 2.5L L4 2507CC | 1990-1993 | | USTK153 |
| 3.0L V6 2972CC | 1990-1993 | | USTK139 |
| DYNASTY | | | |
| 2.5L L4 2507CC | 1990-1993 | | USTK153 |
| 3.0L V6 2972CC | 1988-1993 | | USTK139 |
| GRAND CARAVAN | | | |
| 2.4L L4 2429CC | 1997 | | USTK265B |
| 3.0L V6 2972CC | 1987-2000 | | USTK139 |
| 4.0L V6 3952CC | 2008-2010 | | USTK295B |
| INTREPID | | | |
| 3.2L V6 3200CC | 1998-2000 | | USTK295 |
| 3.2L V6 3228CC | 1998-2000 | | USTK295 |
| 3.5L V6 3497CC | 1993-1994 | | USTK219 |
| 3.5L V6 3497CC | 1995-1997 | | USTK255 |
| 3.5L V6 3497CC | 2001-2002 | | USTK295 |
| 3.5L V6 3497CC | 2003-2004 | | USTK295A |
| JOURNEY | | | |
| 3.5L V6 3497CC | 2009-2010 | | USTK295B |
| 3.5L V6 3518CC | 2009-2010 | | USTK295B |
| MAGNUM | | | |
| 3.5L V6 3497CC | 2005-2008 | | USTK295B |
| MINI RAM | | | |
| 3.0L V6 2972CC | 1987-1988 | | USTK139 |
| NEON | | | |
| 2.0L L4 1995CC | 2004-2005 | MECHANICAL TENSIONER; WITH BRACKET | USTK245 |
| 2.0L L4 1995CC | 2004-2005 | MECHANICAL TENSIONER; WITHOUT BRACKET | USTK245B |
| 2.0L L4 1996CC | 1995-2005 | MECHANICAL TENSIONER; WITH BRACKET | USTK245 |
| 2.0L L4 1996CC | 1995-2005 | MECHANICAL TENSIONER; WITHOUT BRACKET | USTK245B |
| 2.0L L4 1996CC | 1995-2005 | HYDRAULIC TENSIONER | USTK245C |
| 2.0L L4 1996CC | 1995-1999 | MECHANICAL TENSIONER | USTK246 |
| 2.0L L4 1996CC | 1995-1999 | HYDRAULIC TENSIONER | USTK246B |
| 2.4L L4 2429CC | 2003-2005 | | USTK265C |
| NITRO | | | |
| 4.0L V6 3952CC | 2009-2010 | | USTK295B |
| OMNI | | | |
| 2.2L L4 135 | 1990 | | USTK153 |
| RAIDER | | | |
| 3.0L V6 2972CC | 1989 | | USTK139 |
| RAM 50 | | | |
| 3.0L V6 2972CC | 1990-1991 | | USTK139 |
| SHADOW | | | |
| 2.2L L4 135 | 1990-1994 | | USTK153 |
| 2.5L L4 2507CC | 1990-1994 | | USTK153 |
| 3.0L V6 2972CC | 1992-1994 | | USTK139 |
| SPIRIT | | | |
| 2.2L L4 135 | 1991-1992 | | USTK153 |
| 2.5L L4 2507CC | 1990-1995 | | USTK153 |
| 3.0L V6 2972CC | 1989-1995 | | USTK139 |
| STEALTH | | | |
| 3.0L V6 2972CC | 1991-1996 | | USTK195 |
| STRATUS | | | |
| 2.0L L4 1996CC | 1995-2000 | MECHANICAL TENSIONER; WITH BRACKET | USTK245 |
| 2.0L L4 1996CC | 1995-2000 | MECHANICAL TENSIONER; WITHOUT BRACKET | USTK245B |
| 2.0L L4 1996CC | 1995-2000 | HYDRAULIC TENSIONER | USTK245C |
| 2.4L L4 2351CC | 2001-2002 | | USTK265B |
| 2.4L L4 2429CC | 2003-2006 | WITH TENSIONER BRACKET | USTK265 |
| 2.4L L4 2429CC | 2003-2006 | | USTK265A |

| Engine Liters | Model Years | Application Description | USMW |
|-------------------------|-------------|-------------------------|-------------|
| DODGE (CONT.) | | | |
| STRATUS (CONT.) | | | |
| 2.4L L4 2429CC | 1997-2002 | | USTK265B |
| 3.0L V6 2972CC | 2001-2004 | | USTK259 |
| EAGLE | | | |
| TALON | | | |
| 2.0L L4 1997CC | 1995-1998 | MECHANICAL TENSIONER | USTK246 |
| 2.0L L4 1997CC | 1995-1998 | HYDRAULIC TENSIONER | USTK246B |
| VISION | | | |
| 3.5L V6 3497CC | 1993-1994 | | USTK219 |
| 3.5L V6 3497CC | 1995-1997 | | USTK255 |
| FORD | | | |
| CONTOUR | | | |
| 2.0L L4 1989CC | 1999-2000 | AFTER 3-23-99 | USTK294A |
| ESCORT | | | |
| 1.9L L4 116 | 1991-1996 | | USTK194 |
| 2.0L L4 1988CC | 1998-1999 | | USTK283 |
| 2.0L L4 1989CC | 1997-2002 | | USTK283 |
| 2.0L L4 1989CC | 2000-2001 | | USTK294A |
| FOCUS | | | |
| 2.0L L4 1989CC | 2000-2004 | | USTK283A |
| 2.0L L4 1989CC | 2000 | AFTER 3-23-99 | USTK294A |
| 2.0L L4 1989CC | 2001-2004 | | USTK294A |
| PROBE | | | |
| 2.0L L4 1989CC | 1993-1997 | | USTK228 |
| RANGER | | | |
| 2.3L L4 140 | 1995-1997 | | USTK276 |
| 2.5L L4 153 | 1998-2001 | | USTK276 |
| GEO | | | |
| PRIZM | | | |
| 1.6L L4 1587CC | 1990-1992 | | USTK036 |
| 1.8L L4 1788CC | 1993-1997 | | USTK235 |
| HONDA | | | |
| ACCORD | | | |
| 2.0L L4 1955CC | 1986-1989 | | USTK160 |
| 2.2L L4 2156CC | 1990-1997 | | USTK186-187 |
| 2.2L L4 2156CC | 1994-1997 | | USTK244-186 |
| 2.3L L4 2254CC | 1998-2002 | | USTK244-186 |
| 2.7L V6 2675CC | 1995-1997 | | USTK263 |
| 3.0L V6 2977CC | 2003-2005 | | USTK329 |
| 3.0L V6 2997CC | 1998-2002 | | USTK286A |
| 3.0L V6 2997CC | 2005-2007 | | USTK329 |
| 3.5L V6 3471CC | 2008-2012 | | USTK329 |
| ACCORD CROSSTOUR | | | |
| 3.5L V6 3471CC | 2010-2011 | | USTK329 |
| CIVIC | | | |
| 1.5L L4 1493CC | 1988-1995 | | USTK143 |
| 1.6L L4 1590CC | 1992-1995 | | USTK224 |
| 1.6L L4 1590CC | 1996-2000 | | USTK224A |
| 1.6L L4 1590CC | 1996-2000 | | USTK227A |
| 1.7L L4 1668CC | 2001-2005 | | USTK312 |
| 1.7L L4 1700CC | 2002-2004 | | USTK312 |
| CIVIC DEL SOL | | | |
| 1.5L L4 1493CC | 1993-1995 | | USTK143 |
| 1.6L L4 1590CC | 1993 | | USTK224 |
| 1.6L L4 1590CC | 1994-1995 | | USTK227 |
| 1.6L L4 1590CC | 1996-1997 | | USTK227A |
| CR-V | | | |
| 2.0L L4 1972CC | 1997-2001 | | USTK184 |
| CRX | | | |
| 1.5L L4 1493CC | 1988-1991 | | USTK143 |
| ODYSSEY | | | |
| 2.2L L4 2156CC | 1995-1997 | | USTK186-187 |
| 2.3L L4 2234CC | 1998 | | USTK244-186 |
| 3.5L V6 3471CC | 2005-2014 | | USTK329 |

| Engine Liters | Model Years | Application Description | USMW |
|--------------------|-------------|-------------------------|-------------|
| 3.5L V6 3474CC | 2000-2004 | | USTK286 |
| 3.5L V6 3474CC | 1999 | | USTK286A |
| PASSPORT | | | |
| 3.2L V6 3165CC | 1994-1997 | | USTK221A |
| 3.2L V6 3165CC | 1998-2002 | | USTK303 |
| PILOT | | | |
| 3.5L V6 3471CC | 2005-2014 | | USTK329 |
| 3.5L V6 3475CC | 2003-2004 | | USTK286 |
| PRELUDE | | | |
| 2.0L L4 1955CC | 1985-1987 | | USTK160 |
| 2.2L L4 2156CC | 1992 | | USTK186-187 |
| 2.2L L4 2156CC | 1993-2001 | | USTK226-186 |
| 2.3L L4 2259CC | 1992-1996 | | USTK216-186 |
| RIDGELINE | | | |
| 3.5L V6 3471CC | 2006-2014 | | USTK329 |
| HYUNDAI | | | |
| ELANTRA | | | |
| 2.0L L4 1975CC | 1999-2006 | | USTK284 |
| 2.0L L4 1975CC | 2007 | TO 10/29/06 | USTK284 |
| 2.0L L4 1975CC | 2007 | FROM 10/30/06 | USTK284A |
| 2.0L L4 1975CC | 2008-2010 | | USTK284A |
| SANTA FE | | | |
| 2.7L V6 2656CC | 2001-2006 | | USTK315 |
| 3.5L V6 3467CC | 2006 | | USTK323 |
| 3.5L V6 3500CC | 2004-2005 | | USTK323 |
| SONATA | | | |
| 2.5L V6 2493CC | 1999-2001 | | USTK315 |
| 2.7L V6 2656CC | 2002-2005 | | USTK315 |
| 3.0L V6 2972CC | 1990-1998 | | USTK139 |
| TIBURON | | | |
| 2.0L L4 1975CC | 1997-2006 | | USTK284 |
| 2.0L L4 1975CC | 2007 | TO 9/10/06 | USTK284 |
| 2.0L L4 1975CC | 2007 | FROM 9/11/06 | USTK284A |
| 2.0L L4 1975CC | 2008 | | USTK284A |
| 2.0L L4 1997CC | 1998-2001 | | USTK284 |
| 2.7L V6 2656CC | 2003-2008 | | USTK315 |
| TUCSON | | | |
| 2.0L L4 1975CC | 2005 | | USTK284 |
| 2.0L L4 1975CC | 2006-2007 | TO 5/15/06 | USTK284 |
| 2.0L L4 1975CC | 2007 | FROM 5/16/06 | USTK284A |
| 2.0L L4 1975CC | 2008-2009 | | USTK284A |
| 2.7L V6 2656CC | 2005-2009 | | USTK315 |
| XG350 | | | |
| 3.5L V6 3500CC | 2004-2005 | | USTK323 |
| INFINITI | | | |
| M30 | | | |
| 3.0L V6 2960CC | 1990-1992 | | USTK104 |
| QX4 | | | |
| 3.3L V6 3275CC | 1997-2000 | | USTK249 |
| ISUZU | | | |
| AMIGO | | | |
| 3.2L V6 3165CC | 1998-2000 | | USTK303 |
| AXIOM | | | |
| 3.5L V6 3475CC | 2002 | | USTK303 |
| 3.5L V6 3491CC | 2003 | | USTK303 |
| 3.5L V6 3494CC | 2004 | | USTK303 |
| OASIS | | | |
| 2.2L L4 2156CC | 1996-1997 | | USTK186-187 |
| 2.3L L4 2234CC | 1999 | | USTK244-186 |
| 2.3L L4 2254CC | 1998 | | USTK244-186 |
| RODEO | | | |
| 3.2L V6 3165CC | 1993-1997 | | USTK221A |
| 3.2L V6 3165CC | 1998-2004 | | USTK303 |
| 3.5L V6 3494CC | 2004 | | USTK303 |
| RODEO SPORT | | | |
| 3.2L V6 3165CC | 2001-2003 | | USTK303 |



TIMING KIT WITH WATER PUMP **USMW** APPLICATION GUIDE *Professional Series*

| Engine Liters | Model Years | Application Description | USMW |
|----------------------|-------------|--------------------------------------|----------|
| TROOPER | | | |
| 3.2L V6 3165CC | 1992-1997 | | USTK221A |
| ISUZU (CONT.) | | | |
| VEHICROSS | | | |
| 3.5L V6 3475CC | 1998-2002 | | USTK303 |
| 3.5L V6 3475CC | 1999-2001 | | USTK303 |
| JEEP | | | |
| LIBERTY | | | |
| 2.4L L4 148 | 2002-2005 | WITH TENSIONER BRACKET | USTK265 |
| 2.4L L4 148 | 2002-2005 | | USTK265A |
| 2.4L L4 148 | 2002 | CONFIRM TENSIONER DESIGN | USTK265B |
| TJ | | | |
| 2.4L L4 148 | 2003-2006 | WITH TENSIONER BRACKET | USTK265 |
| 2.4L L4 148 | 2003-2006 | | USTK265A |
| WRANGLER | | | |
| 2.4L L4 148 | 2003-2006 | WITH TENSIONER BRACKET | USTK265 |
| 2.4L L4 148 | 2003-2006 | | USTK265A |
| KIA | | | |
| AMANTI | | | |
| 3.5L V6 3497CC | 2004-2006 | | USTK323 |
| MAGENTIS | | | |
| 2.5L V6 2500CC | 2001 | | USTK315 |
| 2.7L V6 2656CC | 2005-2006 | | USTK315 |
| 2.7L V6 2700CC | 2002-2004 | | USTK315 |
| OPTIMA | | | |
| 2.5L V6 2500CC | 2001 | | USTK315 |
| 2.7L V6 2656CC | 2002-2010 | | USTK315 |
| SEDONA | | | |
| 3.5L V6 3497CC | 2004-2005 | | USTK323 |
| SORENTO | | | |
| 3.5L V6 3497CC | 2003-2006 | | USTK323A |
| SOUL | | | |
| 2.0L L4 1975CC | 2010 | | USTK284A |
| SPECTRA | | | |
| 2.0L L4 1975CC | 2004-2005 | | USTK284 |
| 2.0L L4 1975CC | 2006 | TO 5/22/06 | USTK284 |
| 2.0L L4 1975CC | 2006 | FROM 5/23/06 | USTK284A |
| 2.0L L4 1975CC | 2007-2009 | | USTK284A |
| SPECTRA5 | | | |
| 2.0L L4 1975CC | 2005 | | USTK284 |
| 2.0L L4 1975CC | 2006 | TO 5/22/06 | USTK284 |
| 2.0L L4 1975CC | 2007 | | USTK284 |
| SPORTAGE | | | |
| 2.0L L4 1975CC | 2005 | | USTK284 |
| 2.0L L4 1975CC | 2006 | TO 5/22/06 | USTK284 |
| 2.0L L4 1975CC | 2006 | FROM 5/23/06 | USTK284A |
| 2.0L L4 1975CC | 2007-2009 | | USTK284A |
| 2.0L L4 1998CC | 1995-2002 | | USTK281 |
| 2.7L V6 2656CC | 2005-2010 | | USTK315 |
| LEXUS | | | |
| ES250 | | | |
| 2.5L V6 2508CC | 1990-1991 | DOES NOT INCLUDE HYDRAULIC TENSIONER | USTK157 |
| 2.5L V6 2508CC | 1990-1991 | HYDRAULIC TENSIONER | USTK157A |
| ES300 | | | |
| 3.0L V6 2959CC | 1992-1993 | DOES NOT INCLUDE HYDRAULIC TENSIONER | USTK200 |
| 3.0L V6 2959CC | 1992-1993 | HYDRAULIC TENSIONER | USTK200A |
| 3.0L V6 2959CC | 1996-1998 | | USTK257 |
| 3.0L V6 2995CC | 1994-2001 | | USTK257 |
| 3.0L V6 2995CC | 2002-2003 | | USTK257A |
| ES330 | | | |
| 3.3L V6 3300CC | 2004-2006 | | USTK257A |
| GS300 | | | |
| 3.0L L6 2997CC | 1998-2005 | | USTK215A |

| Engine Liters | Model Years | Application Description | USMW |
|-------------------|-------------|-------------------------|----------|
| GS400 | | | |
| 4.0L V8 3969CC | 1998-2000 | | USTK298 |
| GS430 | | | |
| 4.3L V8 4293CC | 2001-2007 | | USTK298 |
| GX470 | | | |
| 4.7L V8 4663CC | 2003-2009 | | USTK298 |
| IS300 | | | |
| 3.0L L6 2997CC | 2001-2005 | | USTK215A |
| LS400 | | | |
| 4.0L V8 3967CC | 1990-1995 | | USTK190 |
| 4.0L V8 3969CC | 1996-1997 | | USTK190 |
| 4.0L V8 3969CC | 1998-2000 | | USTK298 |
| LS430 | | | |
| 4.3L V8 4293CC | 2001-2006 | | USTK298 |
| LX470 | | | |
| 4.7L V8 4663CC | 1998-2007 | | USTK298 |
| RX300 | | | |
| 3.0L V6 2995CC | 1999-2003 | | USTK257 |
| RX330 | | | |
| 3.3L V6 3300CC | 2004-2006 | | USTK257A |
| RX400H | | | |
| 3.3L V6 3300CC | 2006-2008 | | USTK257A |
| SC400 | | | |
| 4.0L V8 3967CC | 1992-1995 | | USTK190 |
| 4.0L V8 3969CC | 1996-1997 | | USTK190 |
| 4.0L V8 3969CC | 1998-2000 | | USTK298 |
| SC430 | | | |
| 4.3L V8 4293CC | 2002-2010 | | USTK298 |
| MAZDA | | | |
| 626 | | | |
| 2.0L L4 1991CC | 1993-2002 | | USTK228 |
| B2300 | | | |
| 2.3L L4 2295CC | 1995-1997 | | USTK276 |
| B2500 | | | |
| 2.5L L4 2492CC | 1998-2001 | | USTK276 |
| MX-6 | | | |
| 2.0L L4 1991CC | 1993-1997 | | USTK228 |
| PROTEGE | | | |
| 2.0L L4 2000CC | 2001-2003 | | USTK228 |
| PROTEGE5 | | | |
| 2.0L L4 2000CC | 2002-2003 | | USTK228 |
| MERCURY | | | |
| COUGAR | | | |
| 2.0L L4 1989CC | 1999 | AFTER 3/29/99 | USTK294A |
| 2.0L L4 1989CC | 2000-2002 | | USTK294A |
| MYSTIQUE | | | |
| 2.0L L4 1989CC | 1999-2000 | AFTER 3/29/99 | USTK294A |
| TRACER | | | |
| 1.9L L4 116 | 1991-1996 | | USTK194 |
| 2.0L L4 1989CC | 1997-1999 | | USTK283 |
| MITSUBISHI | | | |
| 3000GT | | | |
| 3.0L V6 2972CC | 1997-1999 | | USTK139 |
| 3.0L V6 2972CC | 1991-1999 | | USTK195 |
| DIAMANTE | | | |
| 3.0L V6 2972CC | 1992-1996 | | USTK139 |
| 3.0L V6 2972CC | 1992-1995 | | USTK195 |
| 3.5L V6 3497CC | 1997-2004 | | USTK287 |
| ECLIPSE | | | |
| 2.0L L4 1997CC | 1995-1999 | MECHANICAL TENSIONER | USTK246 |
| 2.0L L4 1997CC | 1995-1999 | HYDRAULIC TENSIONER | USTK246B |
| 3.0L V6 2972CC | 2000-2005 | | USTK259 |
| 3.8L V6 3828CC | 2006-2010 | | USTK287 |
| ENDEAVOR | | | |
| 3.8L V6 3828CC | 2004-2010 | | USTK287 |

| Engine Liters | Model Years | Application Description | USMW |
|---------------------------|-------------|--|----------|
| GALANT | | | |
| 3.0L V6 2972CC | 1988 | | USTK139 |
| MITSUBISHI (CONT.) | | | |
| GALANT (CONT.) | | | |
| 3.0L V6 2972CC | 1999-2003 | | USTK259 |
| 3.8L V6 3828CC | 2004-2009 | | USTK287 |
| LANCER | | | |
| 2.0L L4 1999CC | 2004-2007 | | USTK201A |
| 2.0L L4 2000CC | 2002-2004 | | USTK201A |
| MIGHTY MAX | | | |
| 3.0L V6 2972CC | 1990-1994 | | USTK139 |
| MONTERO | | | |
| 3.0L V6 2972CC | 1989-1994 | | USTK139 |
| 3.5L V6 3497CC | 1997-2000 | | USTK287 |
| MONTERO SPORT | | | |
| 3.0L V6 2972CC | 1997-2003 | | USTK259 |
| 3.5L V6 3497CC | 1999-2004 | | USTK287 |
| SIGMA | | | |
| 3.0L V6 2972CC | 1989-1990 | | USTK139 |
| NISSAN | | | |
| 200SX | | | |
| 3.0L V6 2960CC | 1987 | | USTK104 |
| 300ZX | | | |
| 3.0L V6 2960CC | 1984-1989 | | USTK104 |
| APRIO | | | |
| 1.6L L4 1598CC | 2008-2010 | | USTK1095 |
| D21 | | | |
| 3.0L V6 2960CC | 1986-1994 | | USTK104 |
| FRONTIER | | | |
| 3.3L V6 3275CC | 1999-2004 | | USTK249 |
| PATHFINDER | | | |
| 3.3L V6 3275CC | 1996-2000 | | USTK249 |
| PLATINA | | | |
| 1.6L L4 1598CC | 2002-2010 | | USTK1095 |
| TSURU | | | |
| 1.6L L4 1597CC | 1986-1997 | | USTK077 |
| XTERRA | | | |
| 3.3L V6 3275CC | 2000-2004 | | USTK249 |
| PLYMOUTH | | | |
| ACCLAIM | | | |
| 2.5L L4 2507CC | 1990-1995 | | USTK153 |
| 3.0L V6 2972CC | 1989-1995 | | USTK139 |
| BREEZE | | | |
| 2.0L L4 1996CC | 1996-2000 | MECHANICAL TENSIONER; WITH BRACKET | USTK245 |
| 2.0L L4 1996CC | 1996-2000 | MECHANICAL TENSIONER; WITHOUT BRACKET | USTK245B |
| 2.0L L4 1996CC | 1996-2000 | HYDRAULIC TENSIONER | USTK245C |
| 2.4L L4 2429CC | 1997-2000 | | USTK265B |
| GRAND VOYAGER | | | |
| 2.4L L4 2429CC | 1997 | | USTK265B |
| 3.0L V6 2972CC | 1987-2000 | | USTK139 |
| HORIZON | | | |
| 2.2L L4 135 | 1990 | | USTK153 |
| NEON | | | |
| 2.0L L4 1996CC | 1995-2001 | MECHANICAL TENSIONER; WITH BRACKET | USTK245 |
| 2.0L L4 1996CC | 1995-2001 | MECHANICAL TENSIONER; WITHOUT BRACKET | USTK245B |
| 2.0L L4 1996CC | 1995-2001 | HYDRAULIC TENSIONER | USTK245C |
| 2.0L L4 1996CC | 1995-1999 | MECHANICAL TENSIONER | USTK246 |
| 2.0L L4 1996CC | 1995-1999 | HYDRAULIC TENSIONER | USTK246B |
| PROWLER | | | |
| 3.5L V6 3497CC | 1997 | | USTK255 |

| Engine Liters | Model Years | Application Description | USMW |
|-----------------|-------------|------------------------------|----------|
| SUNDANCE | | | |
| 2.2L L4 135 | 1990-1994 | | USTK153 |
| 2.5L L4 2507CC | 1990-1994 | | USTK153 |
| 3.0L V6 2972CC | 1992-1994 | | USTK139 |
| VOYAGER | | | |
| 2.4L L4 2429CC | 1997-2000 | | USTK265B |
| 2.5L L4 2507CC | 1990-1995 | | USTK153 |
| 3.0L V6 2972CC | 1987-2000 | | USTK139 |
| PONTIAC | | | |
| G3 | | | |
| 1.6L L4 1600CC | 2007-2008 | | USTK335 |
| LEMANS | | | |
| 2.0L L4 122 | 1990 | | USTK163 |
| SUNBIRD | | | |
| 2.0L L4 122 | 1990-1994 | | USTK163 |
| WAVE | | | |
| 1.6L L4 1598CC | 2005-2008 | | USTK335 |
| RENAULT | | | |
| CLIO | | | |
| 1.6L L4 1598CC | 2003-2010 | | USTK1095 |
| KANGOO | | | |
| 1.6L L4 1598CC | 2007-2009 | | USTK1095 |
| SAAB | | | |
| 9-2X | | | |
| 2.0L H4 1994CC | 2005 | | USTK328 |
| 2.5L H4 2458CC | 2005 | | USTK304 |
| SATURN | | | |
| VUE | | | |
| 3.5L V6 3471CC | 2006-2007 | | USTK329 |
| 3.5L V6 3474CC | 2004-2005 | | USTK329 |
| SUBARU | | | |
| BAJA | | | |
| 2.5L H4 2458CC | 2003-2006 | | USTK307 |
| 2.5L H4 2458CC | 2004-2006 | DOHC | USTK328 |
| FORESTER | | | |
| 2.5L H4 2458CC | 1998-1999 | | USTK277A |
| 2.5L H4 2458CC | 1999-2005 | | USTK304 |
| 2.5L H4 2458CC | 2006-2008 | | USTK304A |
| 2.5L H4 2458CC | 2006 | | USTK304B |
| 2.5L H4 2458CC | 2003-2005 | | USTK304C |
| 2.5L H4 2458CC | 2004-2007 | DOHC | USTK328 |
| IMPREZA | | | |
| 1.8L H4 1781CC | 1993 | | USTK172A |
| 1.8L H4 1781CC | 1994-1997 | | USTK254 |
| 2.0L H4 1994CC | 2005 | DOHC | USTK328 |
| 2.0L H4 1994CC | 2002-2003 | | USTK328A |
| 2.2L H4 2212CC | 1995-1996 | | USTK254 |
| 2.2L H4 2212CC | 1997-1998 | WITHOUT INTEGRATED TENSIONER | USTK254 |
| 2.2L H4 2212CC | 1997-1998 | WITH INTEGRATED TENSIONER | USTK254A |
| 2.5L H4 2458CC | 1998-1999 | | USTK277A |
| 2.5L H4 2458CC | 1999-2005 | | USTK304 |
| 2.5L H4 2458CC | 2006-2007 | | USTK304A |
| 2.5L H4 2458CC | 2003-2005 | | USTK304C |
| 2.5L H4 2458CC | 2004-2009 | DOHC | USTK328 |
| LEGACY | | | |
| 2.2L H4 2212CC | 1990-1993 | | USTK172A |
| 2.2L H4 2212CC | 1994-1996 | | USTK254 |
| 2.2L H4 2212CC | 1997-1998 | WITHOUT INTEGRATED TENSIONER | USTK254 |
| 2.2L H4 2212CC | 1997-1998 | WITH INTEGRATED TENSIONER | USTK254A |
| 2.5L H4 2458CC | 1998-1999 | | USTK277A |
| 2.5L H4 2458CC | 2000-2005 | | USTK307 |
| 2.5L H4 2458CC | 2006-2009 | | USTK307A |
| 2.5L H4 2458CC | 2005-2009 | DOHC | USTK328 |
| OUTBACK | | | |
| 2.5L H4 2458CC | 2000-2005 | VIN G | USTK304 |

| Engine Liters | Model Years | Application Description | USMW |
|------------------------|-------------|--------------------------------------|----------|
| 2.5L H4 2458CC | 2007-2011 | | USTK304A |
| 2.5L H4 2458CC | 2000-2005 | VIN B | USTK307 |
| 2.5L H4 2458CC | 2006-2009 | | USTK307A |
| SUBARU (CONT.) | | | |
| OUTBACK (CONT.) | | | |
| 2.5L H4 2458CC | 2005-2009 | DOHC | USTK328 |
| SUZUKI | | | |
| FORENZA | | | |
| 2.0L L4 2000CC | 2004-2008 | | USTK309 |
| RENO | | | |
| 2.0L L4 1998CC | 2005-2008 | | USTK309 |
| SWIFT+ | | | |
| 1.6L L4 1598CC | 2004-2008 | | USTK335 |
| TOYOTA | | | |
| 4RUNNER | | | |
| 3.0L V6 2959CC | 1988-1992 | | USTK154 |
| 3.0L V6 2959CC | 1993 | | USTK240 |
| 3.0L V6 2959CC | 1994-1995 | W/ BYPASS TUBE | USTK240 |
| 3.0L V6 2959CC | 1994-1995 | W/O BYPASS TUBE | USTK240A |
| 3.4L V6 3378CC | 1996-2002 | OIL COOLER, W/ BYPASS TUBE | USTK271 |
| 3.4L V6 3378CC | 1996-2002 | EXC.OIL COOLER, W/O BYPASS TUBE | USTK271A |
| 4.7L V8 4663CC | 2003-2009 | | USTK298 |
| AVALON | | | |
| 3.0L V6 2995CC | 1995-2004 | | USTK257 |
| CAMRY | | | |
| 2.0L L4 1998CC | 1987-1991 | | USTK199 |
| 2.2L L4 2164CC | 1992-2001 | | USTK199 |
| 2.5L V6 2508CC | 1988-1991 | DOES NOT INCLUDE HYDRAULIC TENSIONER | USTK157 |
| 2.5L V6 2508CC | 1988-1991 | HYDRAULIC TENSIONER | USTK157A |
| 3.0L V6 2959CC | 1992-1993 | DOES NOT INCLUDE HYDRAULIC TENSIONER | USTK200 |
| 3.0L V6 2959CC | 1992-1993 | HYDRAULIC TENSIONER | USTK200A |
| 3.0L V6 2995CC | 1994-2001 | | USTK257 |
| 3.0L V6 2995CC | 2002-2004 | | USTK257A |
| 3.3L V6 3300CC | 2004-2006 | | USTK257A |
| CELICA | | | |
| 1.6L L4 1587CC | 1990-1993 | | USTK036 |
| 1.8L L4 1762CC | 1994-1997 | | USTK235 |
| 2.0L L4 1998CC | 1987-1989 | | USTK199 |
| 2.2L L4 2164CC | 1990-1999 | | USTK199 |
| COROLLA | | | |
| 1.6L L4 1587CC | 1988-1992 | | USTK036 |
| 1.8L L4 1762CC | 1993-1997 | | USTK235 |
| HIGHLANDER | | | |
| 3.0L V6 2995CC | 2001-2003 | | USTK257A |
| 3.3L V6 3300CC | 2004-2010 | | USTK257A |
| LAND CRUISER | | | |
| 4.7L V8 4663CC | 1998-2007 | | USTK298 |
| MR2 | | | |
| 2.2L L4 2164CC | 1991-1995 | | USTK199 |
| PICKUP | | | |
| 3.0L V6 2959CC | 1988-1992 | | USTK154 |
| 3.0L V6 2959CC | 1993 | | USTK240 |
| 3.0L V6 2959CC | 1994-1995 | W/ BYPASS TUBE | USTK240 |
| 3.0L V6 2959CC | 1994-1995 | W/O BYPASS TUBE | USTK240A |
| RAV4 | | | |
| 2.0L L4 1998CC | 1996-2000 | | USTK199 |
| SEQUOIA | | | |
| 4.7L V8 4663CC | 2001-2009 | | USTK298 |
| SIENNA | | | |
| 3.0L V6 2995CC | 1998-2003 | | USTK257 |
| 3.3L V6 3300CC | 2004-2006 | | USTK257A |
| SOLARA | | | |
| 2.2L L4 2164CC | 1999-2001 | | USTK199 |
| 3.0L V6 2995CC | 1999-2003 | | USTK257 |

| Engine Liters | Model Years | Application Description | USMW |
|-------------------|-------------|---------------------------------|----------|
| 3.3L V6 3300CC | 2004-2008 | | USTK257A |
| T100 | | | |
| 3.0L V6 2959CC | 1993 | | USTK240 |
| 3.0L V6 2959CC | 1994 | W/ BYPASS TUBE | USTK240 |
| 3.0L V6 2959CC | 1994 | W/O BYPASS TUBE | USTK240A |
| 3.4L V6 3378CC | 1995-1998 | OIL COOLER, W/ BYPASS TUBE | USTK271 |
| 3.4L V6 3378CC | 1995-1998 | EXC.OIL COOLER, W/O BYPASS TUBE | USTK271A |
| TACOMA | | | |
| 3.4L V6 3378CC | 1995-2004 | OIL COOLER, W/ BYPASS TUBE | USTK271 |
| 3.4L V6 3378CC | 1995-2004 | EXC.OIL COOLER, W/O BYPASS TUBE | USTK271A |
| TUNDRA | | | |
| 3.4L V6 3378CC | 2000-2004 | OIL COOLER, W/ BYPASS TUBE | USTK271 |
| 3.4L V6 3378CC | 2000-2004 | EXC.OIL COOLER, W/O BYPASS TUBE | USTK271A |
| 4.0L V6 3956CC | 2008 | | USTK298 |
| 4.7L V8 4663CC | 2000-2009 | | USTK298 |
| VOLKSWAGEN | | | |
| BEETLE | | | |
| 1.8L L4 1781CC | 2000-2005 | | USTK306 |
| 1.9L L4 1896CC | 1998-2004 | | USTK321 |
| 2.0L L4 1984CC | 1998-2005 | | USTK296 |
| 2.0L L4 1984CC | 2006-2008 | | USTK333 |
| CABRIO | | | |
| 2.0L L4 1984CC | 1996-1998 | | USTK262 |
| CLASICO | | | |
| 2.0L L4 1984CC | 2011 | | USTK296 |
| GOLF | | | |
| 1.8L L4 1781CC | 2000-2006 | | USTK306 |
| 1.8L L4 1781CC | 1999 | | USTK306B |
| 1.9L L4 1896CC | 1999-2004 | | USTK321 |
| 2.0L L4 1968CC | 2010 | | USTK296 |
| 2.0L L4 1984CC | 1994-1998 | | USTK262 |
| 2.0L L4 1984CC | 1999-2000 | WITHOUT DUAL SIDED V RIB BELT | USTK262 |
| 2.0L L4 1984CC | 1999-2000 | WITH DUAL SIDED V RIB BELT | USTK296 |
| 2.0L L4 1984CC | 2001-2007 | | USTK296 |
| GOLF CITY | | | |
| 2.0L L4 1984CC | 2007-2009 | | USTK296 |
| JETTA | | | |
| 1.8L L4 1781CC | 2000-2005 | | USTK306 |
| 1.8L L4 1781CC | 1999 | | USTK306B |
| 1.9L L4 1896CC | 1999-2004 | | USTK321 |
| 1.9L L4 1896CC | 2005-2006 | | USTK333A |
| 2.0L L4 1968CC | 2009-2012 | | USTK296 |
| 2.0L L4 1984CC | 1993-1998 | | USTK262 |
| 2.0L L4 1984CC | 1999 | WITHOUT DUAL SIDED V RIB BELT | USTK262 |
| 2.0L L4 1984CC | 1999 | WITH DUAL SIDED V RIB BELT | USTK296 |
| 2.0L L4 1984CC | 2000-2013 | | USTK296 |
| JETTA CITY | | | |
| 2.0L L4 1984CC | 2007-2009 | | USTK296 |
| PASSAT | | | |
| 1.8L L4 1781CC | 2000-2001 | | USTK306 |
| 1.8L L4 1781CC | 2001-2005 | | USTK306A |
| 1.8L L4 1781CC | 1998-2000 | | USTK317 |
| 2.0L L4 1984CC | 1993-1996 | | USTK262 |
| 2.8L V6 2771CC | 1999-2005 | | USTK297 |
| PHAETON | | | |
| 4.2L V8 4172CC | 2004-2006 | | USTK297A |
| ROUTAN | | | |
| 4.0L V6 3952CC | 2009-2010 | | USTK295B |
| TOUAREG | | | |
| 4.2L V8 4172CC | 2004-2006 | | USTK297A |
| VOLVO | | | |
| 850 | | | |
| 2.4L L5 2435CC | 1994-1997 | | USTK252 |
| 960 | | | |
| 2.9L L6 2922CC | 1994 | | USTK252A |
| 2.9L L6 2922CC | 1995-1997 | | USTK270A |

| Engine Liters | Model Years | Application Description | USMW |
|----------------------|-------------|--|----------|
| C30 | | | |
| 2.4L L5 2435CC | 2009-2010 | | USTK331B |
| 2.5L L5 2521CC | 2008-2010 | | USTK331B |
| VOLVO (CONT.) | | | |
| C70 | | | |
| 2.3L L5 2319CC | 2000-2004 | ENGINE #1266128 & AFTER | USTK331 |
| 2.4L L5 2435CC | 1998-2002 | ENGINE #1266127 AND BEFORE | USTK252 |
| 2.4L L5 2435CC | 2000-2004 | ENGINE #1266128 & AFTER | USTK331 |
| 2.5L L5 2521CC | 2006-2007 | | USTK331A |
| 2.5L L5 2521CC | 2008-2010 | | USTK331B |
| S40 | | | |
| 1.9L L4 1948CC | 2000-2004 | | USTK331 |
| 2.4L L5 2435CC | 2004-2008 | VIN 202464 AND BEFORE | USTK331A |
| 2.4L L5 2435CC | 2009-2010 | VIN 202465 AND AFTER | USTK331B |
| 2.5L L5 2521CC | 2004-2007 | | USTK331A |
| 2.5L L5 2521CC | 2008-2010 | | USTK331B |
| S60 | | | |
| 2.3L L5 2319CC | 2001-2005 | ENGINE # 3188688 & BEFORE | USTK331 |
| 2.4L L5 2401CC | 2006 | ENGINE #3188689 AND AFTER | USTK331A |
| 2.4L L5 2435CC | 2001-2004 | ENGINE # 3188688 & BEFORE | USTK331 |
| 2.4L L5 2435CC | 2005 | ENGINE # 3188688 & BEFORE; MANUAL TENSIONER | USTK331 |
| 2.4L L5 2435CC | 2005 | HYDRAULIC TENSIONER | USTK331A |
| 2.4L L5 2435CC | 2006-2007 | ENGINE #3188689 AND AFTER | USTK331A |
| 2.4L L5 2435CC | 2008-2009 | VIN 202465 AND AFTER | USTK331B |
| 2.5L L5 2500CC | 2004 | | USTK331 |
| 2.5L L5 2500CC | 2005 | MANUAL TENSIONER | USTK331 |
| 2.5L L5 2500CC | 2005 | HYDRAULIC TENSIONER | USTK331A |
| 2.5L L5 2521CC | 2003-2004 | | USTK331 |
| 2.5L L5 2521CC | 2005 | MANUAL TENSIONER | USTK331 |
| 2.5L L5 2521CC | 2005 | HYDRAULIC TENSIONER | USTK331A |
| 2.5L L5 2521CC | 2006-2007 | | USTK331A |
| 2.5L L5 2521CC | 2008-2009 | | USTK331B |
| S70 | | | |
| 2.3L L5 2319CC | 2000 | ENGINE # 3188688 & BEFORE | USTK331 |
| 2.4L L5 2435CC | 1998-2000 | | USTK252 |
| 2.4L L5 2435CC | 2000 | ENGINE # 3188688 & BEFORE | USTK331 |
| S80 | | | |
| 2.5L L5 2521CC | 2005 | | USTK331 |
| 2.5L L5 2521CC | 2006 | | USTK331A |
| 2.8L L6 2798CC | 1999 | | USTK270 |
| 2.9L L6 2917CC | 2000-2001 | | USTK319 |
| 2.9L L6 2917CC | 2003-2005 | | USTK319A |
| V40 | | | |
| 1.9L L4 1948CC | 2000-2004 | | USTK331 |
| V50 | | | |
| 2.4L L5 2435CC | 2005-2007 | ENGINE #3188689 AND AFTER | USTK331A |
| 2.4L L5 2435CC | 2008-2010 | VIN 202465 AND AFTER | USTK331B |
| 2.5L L5 2521CC | 2005-2007 | | USTK331A |
| 2.5L L5 2521CC | 2008-2010 | | USTK331B |
| V70 | | | |
| 2.3L L5 2319CC | 2000-2004 | ENGINE # 3188688 & BEFORE | USTK331 |
| 2.4L L5 2435CC | 1998-2000 | | USTK252 |
| 2.4L L5 2435CC | 2000-2004 | ENGINE # 3188688 & BEFORE | USTK331 |
| 2.4L L5 2435CC | 2005 | MANUAL TENSIONER; ENGINE #1266128 & AFTER | USTK331 |
| 2.4L L5 2435CC | 2005 | ENGINE #3188689 AND AFTER; HYDRAULIC TENSIONER | USTK331A |
| 2.4L L5 2435CC | 2006 | ENGINE #3188689 AND AFTER | USTK331A |
| 2.4L L5 2435CC | 2007 | VIN 202465 AND AFTER | USTK331B |
| 2.5L L5 2521CC | 2003 | ENGINE # 3188688 & BEFORE | USTK331 |
| 2.5L L5 2521CC | 2004 | | USTK331 |
| 2.5L L5 2521CC | 2005 | MANUAL TENSIONER | USTK331 |
| 2.5L L5 2521CC | 2005 | HYDRAULIC TENSIONER | USTK331A |
| 2.5L L5 2521CC | 2006-2007 | | USTK331A |
| V90 | | | |
| 2.9L L6 2917CC | 1997-1998 | | USTK270A |

| Engine Liters | Model Years | Application Description | USMW |
|----------------|-------------|---------------------------|----------|
| XC70 | | | |
| 2.5L L5 2521CC | 2003-2005 | ENGINE # 3188688 & BEFORE | USTK331 |
| 2.5L L5 2521CC | 2006-2007 | | USTK331A |
| XC90 | | | |
| 2.5L L5 2521CC | 2003-2005 | ENGINE # 3188688 & BEFORE | USTK331 |

| USMW | Years | Application | Engine | |
|-----------|------------------|------------------------|---------------------|----------------|
| USTK036 | 1988-1992 | TOYOTA COROLLA | 1.6L L4 1587CC | |
| | 1990-1992 | GEO PRIZM | 1.6L L4 1587CC | |
| | 1990-1993 | TOYOTA CELICA | 1.6L L4 1587CC | |
| USTK077 | 1986-1997 | NISSAN TSURU | 1.6L L4 1597CC | |
| USTK104 | 1987 | NISSAN 200SX | 3.0L V6 2960CC | |
| | 1984-1989 | NISSAN 300ZX | 3.0L V6 2960CC | |
| | 1986-1994 | NISSAN D21 | 3.0L V6 2960CC | |
| | 1990-1992 | INFINITI M30 | 3.0L V6 2960CC | |
| USTK139 | 1988 | MITSUBISHI GALANT | 3.0L V6 2972CC | |
| | 1989 | DODGE RAIDER | 3.0L V6 2972CC | |
| | 2000 | CHRYSLER GRAND VOYAGER | 3.0L V6 2972CC | |
| | 2000 | CHRYSLER VOYAGER | 3.0L V6 2972CC | |
| | 1987-1988 | DODGE MINI RAM | 3.0L V6 2972CC | |
| | 1987-2000 | DODGE CARAVAN | 3.0L V6 2972CC | |
| | 1987-2000 | DODGE GRAND CARAVAN | 3.0L V6 2972CC | |
| | 1987-2000 | PLYMOUTH GRAND VOYAGER | 3.0L V6 2972CC | |
| | 1987-2000 | PLYMOUTH VOYAGER | 3.0L V6 2972CC | |
| | 1988-1989 | CHRYSLER NEW YORKER | 3.0L V6 2972CC | |
| | 1988-1990 | CHRYSLER DYNASTY | 3.0L V6 2972CC | |
| | 1988-1993 | DODGE DYNASTY | 3.0L V6 2972CC | |
| | 1989-1990 | MITSUBISHI SIGMA | 3.0L V6 2972CC | |
| | 1989-1994 | MITSUBISHI MONTERO | 3.0L V6 2972CC | |
| | 1989-1995 | DODGE SPIRIT | 3.0L V6 2972CC | |
| | 1989-1995 | PLYMOUTH ACCLAIM | 3.0L V6 2972CC | |
| | 1990-1991 | CHRYSLER TC MASERATI | 3.0L V6 2972CC | |
| | 1990-1991 | DODGE RAM 50 | 3.0L V6 2972CC | |
| | 1990-1993 | CHRYSLER DAYTONA | 3.0L V6 2972CC | |
| | 1990-1993 | DODGE DAYTONA | 3.0L V6 2972CC | |
| | 1990-1994 | MITSUBISHI MIGHTY MAX | 3.0L V6 2972CC | |
| | 1990-1995 | CHRYSLER LEBARON | 3.0L V6 2972CC | |
| | 1990-1998 | HYUNDAI SONATA | 3.0L V6 2972CC | |
| | 1992-1994 | DODGE SHADOW | 3.0L V6 2972CC | |
| | 1992-1994 | PLYMOUTH SUNDANCE | 3.0L V6 2972CC | |
| | 1992-1996 | MITSUBISHI DIAMANTE | 3.0L V6 2972CC | |
| | 1997-1999 | MITSUBISHI 3000GT | 3.0L V6 2972CC | |
| | USTK143 | 1988-1991 | HONDA CRX | 1.5L L4 1493CC |
| | | 1988-1995 | HONDA CIVIC | 1.5L L4 1493CC |
| | | 1993-1995 | HONDA CIVIC DEL SOL | 1.5L L4 1493CC |
| | USTK153 | 1990 | DODGE DAYTONA | 2.2L L4 135 |
| | | 1990 | DODGE OMNI | 2.2L L4 135 |
| | | 1990 | PLYMOUTH HORIZON | 2.2L L4 135 |
| 1990-1993 | | CHRYSLER DAYTONA | 2.5L L4 2507CC | |
| 1990-1993 | | CHRYSLER LEBARON | 2.5L L4 2507CC | |
| 1990-1993 | | DODGE DAYTONA | 2.5L L4 2507CC | |
| 1990-1993 | | DODGE DYNASTY | 2.5L L4 2507CC | |
| 1990-1994 | | DODGE SHADOW | 2.2L L4 135 | |
| 1990-1994 | | DODGE SHADOW | 2.5L L4 2507CC | |
| 1990-1994 | | PLYMOUTH SUNDANCE | 2.2L L4 135 | |
| 1990-1994 | | PLYMOUTH SUNDANCE | 2.5L L4 2507CC | |
| 1990-1995 | | DODGE CARAVAN | 2.5L L4 2507CC | |
| 1990-1995 | | DODGE DAKOTA | 2.5L L4 2507CC | |
| 1990-1995 | | DODGE SPIRIT | 2.5L L4 2507CC | |
| 1990-1995 | | PLYMOUTH ACCLAIM | 2.5L L4 2507CC | |
| 1990-1995 | PLYMOUTH VOYAGER | 2.5L L4 2507CC | | |
| 1991-1992 | DODGE SPIRIT | 2.2L L4 135 | | |
| USTK154 | 1988-1992 | TOYOTA 4RUNNER | 3.0L V6 2959CC | |
| | 1988-1992 | TOYOTA PICKUP | 3.0L V6 2959CC | |
| USTK157 | 1988-1991 | TOYOTA CAMRY | 2.5L V6 2508CC | |
| | 1990-1991 | LEXUS ES250 | 2.5L V6 2508CC | |
| USTK157A | 1988-1991 | TOYOTA CAMRY | 2.5L V6 2508CC | |
| | 1990-1991 | LEXUS ES250 | 2.5L V6 2508CC | |
| USTK160 | 1985-1987 | HONDA PRELUDE | 2.0L L4 1955CC | |
| | 1986-1989 | HONDA ACCORD | 2.0L L4 1955CC | |
| USTK163 | 1990 | PONTIAC LEMANS | 2.0L L4 122 | |
| | 1990-1994 | PONTIAC SUNBIRD | 2.0L L4 122 | |
| USTK172A | 1993 | SUBARU IMPREZA | 1.8L H4 1781CC | |
| | 1990-1993 | SUBARU LEGACY | 2.2L H4 2212CC | |
| USTK184 | 1996-2001 | ACURA INTEGRA | 1.8L L4 1834CC | |
| | 1997-2001 | HONDA CR-V | 2.0L L4 1972CC | |

| USMW | Years | Application | Engine |
|-------------|-----------|---------------------|----------------|
| USTK184A | 1990-1995 | ACURA INTEGRA | 1.8L L4 1834CC |
| USTK186-187 | 1992 | HONDA PRELUDE | 2.2L L4 2156CC |
| | 1990-1997 | HONDA ACCORD | 2.2L L4 2156CC |
| | 1995-1997 | HONDA ODYSSEY | 2.2L L4 2156CC |
| | 1996-1997 | ISUZU OASIS | 2.2L L4 2156CC |
| USTK190 | 1990-1995 | LEXUS LS400 | 4.0L V8 3967CC |
| | 1992-1995 | LEXUS SC400 | 4.0L V8 3967CC |
| | 1996-1997 | LEXUS LS400 | 4.0L V8 3969CC |
| | 1996-1997 | LEXUS SC400 | 4.0L V8 3969CC |
| USTK193 | 1991-1995 | ACURA LEGEND | 3.2L V6 3206CC |
| USTK193A | 1996-1998 | ACURA TL | 3.2L V6 3206CC |
| USTK194 | 1991-1996 | FORD ESCORT | 1.9L L4 116 |
| | 1991-1996 | MERCURY TRACER | 1.9L L4 116 |
| USTK195 | 1991-1996 | DODGE STEALTH | 3.0L V6 2972CC |
| | 1991-1999 | MITSUBISHI 3000GT | 3.0L V6 2972CC |
| | 1992-1995 | MITSUBISHI DIAMANTE | 3.0L V6 2972CC |
| USTK199 | 1987-1989 | TOYOTA CELICA | 2.0L L4 1998CC |
| | 1987-1991 | TOYOTA CAMRY | 2.0L L4 1998CC |
| | 1990-1999 | TOYOTA CELICA | 2.2L L4 2164CC |
| | 1991-1995 | TOYOTA MR2 | 2.2L L4 2164CC |
| | 1992-2001 | TOYOTA CAMRY | 2.2L L4 2164CC |
| | 1996-2000 | TOYOTA RAV4 | 2.0L L4 1998CC |
| | 1999-2001 | TOYOTA SOLARA | 2.2L L4 2164CC |
| | 1999-2001 | TOYOTA SOLARA | 2.2L L4 2164CC |
| USTK200 | 1992-1993 | LEXUS ES300 | 3.0L V6 2959CC |
| | 1992-1993 | TOYOTA CAMRY | 3.0L V6 2959CC |
| USTK200A | 1992-1993 | LEXUS ES300 | 3.0L V6 2959CC |
| | 1992-1993 | TOYOTA CAMRY | 3.0L V6 2959CC |
| USTK201A | 2002-2004 | MITSUBISHI LANCER | 2.0L L4 2000CC |
| | 2004-2007 | MITSUBISHI LANCER | 2.0L L4 1999CC |
| USTK203 | 1998-2010 | CHEVROLET CHEVY | 1.6L L4 1597CC |
| USTK211 | 1992-1994 | ACURA VIGOR | 2.5L L5 2451CC |
| | 1995-1998 | ACURA TL | 2.5L L5 2451CC |
| USTK215A | 1998-2005 | LEXUS GS300 | 3.0L L6 2997CC |
| | 2001-2005 | LEXUS IS300 | 3.0L L6 2997CC |
| USTK216-186 | 1992-1996 | HONDA PRELUDE | 2.3L L4 2259CC |
| USTK218 | 1995 | AUDI A6 | 2.8L V6 2771CC |
| | 1992-1994 | AUDI 100 | 2.8L V6 2771CC |
| | 1993-1995 | AUDI 90 | 2.8L V6 2771CC |
| | 1993-1995 | AUDI 90 QUATTRO | 2.8L V6 2771CC |
| | 1994-1995 | AUDI CABRIOLET | 2.8L V6 2771CC |
| | 1993-1995 | AUDI 90 QUATTRO | 2.8L V6 2771CC |
| USTK219 | 1994 | CHRYSLER LHS | 3.5L V6 3497CC |
| | 1994 | CHRYSLER NEW YORKER | 3.5L V6 3497CC |
| | 1993-1994 | CHRYSLER CONCORDE | 3.5L V6 3497CC |
| | 1993-1994 | CHRYSLER INTREPID | 3.5L V6 3497CC |
| | 1993-1994 | DODGE INTREPID | 3.5L V6 3497CC |
| USTK221A | 1992-1997 | ISUZU TROOPER | 3.2L V6 3165CC |
| | 1993-1997 | ISUZU RODEO | 3.2L V6 3165CC |
| | 1994-1997 | HONDA PASSPORT | 3.2L V6 3165CC |
| | 1996-1997 | ACURA SLX | 3.2L V6 3165CC |
| USTK224 | 1993 | HONDA CIVIC DEL SOL | 1.6L L4 1590CC |
| | 1992-1995 | HONDA CIVIC | 1.6L L4 1590CC |
| USTK224A | 1996-2000 | HONDA CIVIC | 1.6L L4 1590CC |
| | 1997-2000 | ACURA EL | 1.6L L4 1590CC |
| USTK226-186 | 1993-2001 | HONDA PRELUDE | 2.2L L4 2156CC |
| USTK227 | 1992-1993 | ACURA INTEGRA | 1.7L L4 1678CC |
| | 1994-1995 | HONDA CIVIC DEL SOL | 1.6L L4 1590CC |
| USTK227A | 1996-1997 | HONDA CIVIC DEL SOL | 1.6L L4 1590CC |
| | 1996-2000 | HONDA CIVIC | 1.6L L4 1590CC |
| USTK228 | 1993-1997 | FORD PROBE | 2.0L L4 1989CC |
| | 1993-1997 | MAZDA MX-6 | 2.0L L4 1991CC |
| | 1993-2002 | MAZDA 626 | 2.0L L4 1991CC |
| | 2001-2003 | MAZDA PROTEGE | 2.0L L4 2000CC |
| | 2002-2003 | MAZDA PROTEGE5 | 2.0L L4 2000CC |
| USTK235 | 1993-1997 | GEO PRIZM | 1.8L L4 1788CC |
| | 1993-1997 | TOYOTA COROLLA | 1.8L L4 1762CC |
| | 1994-1997 | TOYOTA CELICA | 1.8L L4 1762CC |
| USTK240 | 1993 | TOYOTA 4RUNNER | 3.0L V6 2959CC |
| | 1993 | TOYOTA PICKUP | 3.0L V6 2959CC |

| USMW | Years | Application | Engine |
|-------------|-----------|---------------------|----------------|
| USTK240 | 1993 | TOYOTA T100 | 3.0L V6 2959CC |
| | 1994 | TOYOTA T100 | 3.0L V6 2959CC |
| | 1994-1995 | TOYOTA 4RUNNER | 3.0L V6 2959CC |
| | 1994-1995 | TOYOTA PICKUP | 3.0L V6 2959CC |
| USTK240A | 1994 | TOYOTA T100 | 3.0L V6 2959CC |
| | 1994-1995 | TOYOTA 4RUNNER | 3.0L V6 2959CC |
| | 1994-1995 | TOYOTA PICKUP | 3.0L V6 2959CC |
| USTK244-186 | 1997 | ACURA CL | 2.2L L4 2156CC |
| | 1998 | HONDA ODYSSEY | 2.3L L4 2234CC |
| | 1998 | ISUZU OASIS | 2.3L L4 2254CC |
| | 1999 | ISUZU OASIS | 2.3L L4 2234CC |
| | 1994-1997 | HONDA ACCORD | 2.2L L4 2156CC |
| | 1998-1999 | ACURA CL | 2.3L L4 2254CC |
| USTK245 | 1998-2002 | HONDA ACCORD | 2.3L L4 2254CC |
| | 1995-2000 | DODGE STRATUS | 2.0L L4 1996CC |
| | 1995-2001 | PLYMOUTH NEON | 2.0L L4 1996CC |
| USTK245B | 1995-2005 | DODGE NEON | 2.0L L4 1996CC |
| | 1996-2000 | PLYMOUTH BREEZE | 2.0L L4 1996CC |
| | 2004-2005 | DODGE NEON | 2.0L L4 1995CC |
| | 1995-2000 | DODGE STRATUS | 2.0L L4 1996CC |
| USTK245C | 1995-2001 | PLYMOUTH NEON | 2.0L L4 1996CC |
| | 1995-2005 | DODGE NEON | 2.0L L4 1996CC |
| | 1996-2000 | PLYMOUTH BREEZE | 2.0L L4 1996CC |
| | 2004-2005 | DODGE NEON | 2.0L L4 1995CC |
| USTK246 | 1995-1998 | EAGLE TALON | 2.0L L4 1997CC |
| | 1995-1999 | CHRYSLER SEBRING | 2.0L L4 1996CC |
| | 1995-1999 | DODGE AVENGER | 2.0L L4 1996CC |
| | 1995-1999 | DODGE NEON | 2.0L L4 1996CC |
| USTK246B | 1995-1999 | MITSUBISHI ECLIPSE | 2.0L L4 1997CC |
| | 1995-1999 | PLYMOUTH NEON | 2.0L L4 1996CC |
| | 1995-1998 | EAGLE TALON | 2.0L L4 1997CC |
| | 1995-1999 | CHRYSLER SEBRING | 2.0L L4 1996CC |
| USTK247 | 1995-1999 | DODGE AVENGER | 2.0L L4 1996CC |
| | 1995-1999 | DODGE NEON | 2.0L L4 1996CC |
| | 1995-1999 | MITSUBISHI ECLIPSE | 2.0L L4 1997CC |
| | 1995-1999 | PLYMOUTH NEON | 2.0L L4 1996CC |
| USTK249 | 1996-2001 | ACURA INTEGRA | 1.8L L4 1797CC |
| | 1996-2000 | NISSAN PATHFINDER | 3.3L V6 3275CC |
| | 1997-2000 | INFINITI QX4 | 3.3L V6 3275CC |
| | 1999-2004 | NISSAN FRONTIER | 3.3L V6 3275CC |
| USTK252 | 2000-2004 | NISSAN XTERRA | 3.3L V6 3275CC |
| | 1994-1997 | VOLVO 850 | 2.4L L5 2435CC |
| | 1998-2000 | VOLVO S70 | 2.4L L5 2435CC |
| | 1998-2000 | VOLVO V70 | 2.4L L5 2435CC |
| USTK252A | 1998-2002 | VOLVO C70 | 2.4L L5 2435CC |
| | 1994 | VOLVO 960 | 2.9L L6 2922CC |
| USTK254 | 1994-1996 | SUBARU LEGACY | 2.2L H4 2212CC |
| | 1994-1997 | SUBARU IMPREZA | 1.8L H4 1781CC |
| | 1995-1996 | SUBARU IMPREZA | 2.2L H4 2212CC |
| | 1997-1998 | SUBARU IMPREZA | 2.2L H4 2212CC |
| | 1997-1998 | SUBARU LEGACY | 2.2L H4 2212CC |
| USTK254A | 1997-1998 | SUBARU IMPREZA | 2.2L H4 2212CC |
| | 1997-1998 | SUBARU LEGACY | 2.2L H4 2212CC |
| USTK255 | 1997 | PLYMOUTH PROWLER | 3.5L V6 3497CC |
| | 1995-1996 | CHRYSLER NEW YORKER | 3.5L V6 3497CC |
| | 1995-1997 | CHRYSLER INTREPID | 3.5L V6 3497CC |
| | 1995-1997 | CHRYSLER LHS | 3.5L V6 3497CC |
| | 1995-1997 | DODGE INTREPID | 3.5L V6 3497CC |
| | 1995-1997 | EAGLE VISION | 3.5L V6 3497CC |
| USTK257 | 1994-2001 | LEXUS ES300 | 3.0L V6 2995CC |
| | 1994-2001 | TOYOTA CAMRY | 3.0L V6 2995CC |
| | 1995-2004 | TOYOTA AVALON | 3.0L V6 2995CC |
| | 1996-1998 | LEXUS ES300 | 3.0L V6 2959CC |
| | 1998-2003 | TOYOTA SIENNA | 3.0L V6 2995CC |
| | 1999-2003 | LEXUS RX300 | 3.0L V6 2995CC |

| USMW | Years | Application | Engine | |
|-----------|-----------|------------------------|---------------------|----------------|
| USTK257A | 1999-2003 | TOYOTA SOLARA | 3.0L V6 2995CC | |
| | 2001-2003 | TOYOTA HIGHLANDER | 3.0L V6 2995CC | |
| | 2002-2003 | LEXUS ES300 | 3.0L V6 2995CC | |
| | 2002-2004 | TOYOTA CAMRY | 3.0L V6 2995CC | |
| | 2004-2006 | LEXUS ES330 | 3.3L V6 3300CC | |
| | 2004-2006 | LEXUS RX330 | 3.3L V6 3300CC | |
| | 2004-2006 | TOYOTA CAMRY | 3.3L V6 3300CC | |
| | 2004-2006 | TOYOTA SIENNA | 3.3L V6 3300CC | |
| | 2004-2008 | TOYOTA SOLARA | 3.3L V6 3300CC | |
| | 2004-2010 | TOYOTA HIGHLANDER | 3.3L V6 3300CC | |
| USTK259 | 2006-2008 | LEXUS RX400H | 3.3L V6 3300CC | |
| | 1997-2003 | MINI COOPER | 3.0L V6 2972CC | |
| | 1999-2003 | MITSUBISHI GALANT | 3.0L V6 2972CC | |
| | 2000-2005 | MITSUBISHI ECLIPSE | 3.0L V6 2972CC | |
| | 2001-2004 | DODGE STRATUS | 3.0L V6 2972CC | |
| USTK262 | 2001-2005 | CHRYSLER SEBRING | 3.0L V6 2972CC | |
| | 1999 | VOLKSWAGEN JETTA | 2.0L L4 1984CC | |
| | 1993-1996 | VOLKSWAGEN PASSAT | 2.0L L4 1984CC | |
| | 1993-1998 | VOLKSWAGEN JETTA | 2.0L L4 1984CC | |
| | 1994-1998 | VOLKSWAGEN GOLF | 2.0L L4 1984CC | |
| | 1996-1998 | VOLKSWAGEN CABRIO | 2.0L L4 1984CC | |
| USTK263 | 1999-2000 | VOLKSWAGEN GOLF | 2.0L L4 1984CC | |
| | 1995-1997 | HONDA ACCORD | 2.7L V6 2675CC | |
| USTK265 | 2003 | CHRYSLER VOYAGER | 2.4L L4 2429CC | |
| | 2002-2005 | JEEP LIBERTY | 2.4L L4 148 | |
| | 2003-2006 | CHRYSLER SEBRING | 2.4L L4 2429CC | |
| | 2003-2006 | DODGE STRATUS | 2.4L L4 2429CC | |
| | 2003-2006 | JEEP TJ | 2.4L L4 148 | |
| | 2003-2006 | JEEP WRANGLER | 2.4L L4 148 | |
| | 2003-2007 | DODGE CARAVAN | 2.4L L4 2429CC | |
| | 2003-2009 | CHRYSLER PT CRUISER | 2.4L L4 2429CC | |
| | USTK265A | 2003 | CHRYSLER VOYAGER | 2.4L L4 2429CC |
| | | 2009 | CHRYSLER PT CRUISER | 2.4L L4 2429CC |
| 2002-2005 | | JEEP LIBERTY | 2.4L L4 148 | |
| 2003-2006 | | CHRYSLER SEBRING | 2.4L L4 2429CC | |
| 2003-2006 | | DODGE STRATUS | 2.4L L4 2429CC | |
| 2003-2006 | | JEEP TJ | 2.4L L4 148 | |
| 2003-2006 | | JEEP WRANGLER | 2.4L L4 148 | |
| 2003-2007 | | DODGE CARAVAN | 2.4L L4 2429CC | |
| 2003-2008 | | CHRYSLER PT CRUISER | 2.4L L4 2429CC | |
| USTK265B | | 1997 | DODGE GRAND CARAVAN | 2.4L L4 2429CC |
| | 1997 | PLYMOUTH GRAND VOYAGER | 2.4L L4 2429CC | |
| | 2002 | JEEP LIBERTY | 2.4L L4 148 | |
| | 1997-2000 | CHRYSLER CIRRUS | 2.4L L4 2429CC | |
| | 1997-2000 | PLYMOUTH BREEZE | 2.4L L4 2429CC | |
| | 1997-2000 | PLYMOUTH VOYAGER | 2.4L L4 2429CC | |
| | 1997-2002 | CHRYSLER SEBRING | 2.4L L4 2429CC | |
| | 1997-2002 | DODGE CARAVAN | 2.4L L4 2429CC | |
| | 1997-2002 | DODGE STRATUS | 2.4L L4 2429CC | |
| | 2000-2002 | CHRYSLER VOYAGER | 2.4L L4 2429CC | |
| USTK265C | 2001-2002 | CHRYSLER PT CRUISER | 2.4L L4 2429CC | |
| | 2001-2002 | DODGE STRATUS | 2.4L L4 2351CC | |
| | 2003-2005 | DODGE NEON | 2.4L L4 2429CC | |
| | 2003-2009 | CHRYSLER PT CRUISER | 2.4L L4 2429CC | |
| | 1999 | VOLVO S80 | 2.8L L6 2798CC | |
| USTK270 | 1995-1997 | VOLVO 960 | 2.9L L6 2922CC | |
| | 1997-1998 | VOLVO V90 | 2.9L L6 2917CC | |
| USTK271 | 1995-1998 | TOYOTA T100 | 3.4L V6 3378CC | |
| | 1995-2004 | TOYOTA TACOMA | 3.4L V6 3378CC | |
| | 1996-2002 | TOYOTA 4RUNNER | 3.4L V6 3378CC | |
| | 2000-2004 | TOYOTA TUNDRA | 3.4L V6 3378CC | |
| USTK271A | 1995-1998 | TOYOTA T100 | 3.4L V6 3378CC | |
| | 1995-2004 | TOYOTA TACOMA | 3.4L V6 3378CC | |
| | 1996-2002 | TOYOTA 4RUNNER | 3.4L V6 3378CC | |
| | 2000-2004 | TOYOTA TUNDRA | 3.4L V6 3378CC | |
| USTK276 | 1995-1997 | FORD RANGER | 2.3L L4 140 | |
| | 1995-1997 | MAZDA B2300 | 2.3L L4 2295CC | |
| | 1998-2001 | FORD RANGER | 2.5L L4 153 | |
| | 1998-2001 | MAZDA B2500 | 2.5L L4 2492CC | |

| USMW | Years | Application | Engine |
|-------------|-----------------|--------------------------|----------------|
| USTK277A | 1998-1999 | SUBARU FORESTER | 2.5L H4 2458CC |
| | 1998-1999 | SUBARU IMPREZA | 2.5L H4 2458CC |
| | 1998-1999 | SUBARU LEGACY | 2.5L H4 2458CC |
| USTK279-280 | 1996-2004 | ACURA RL | 3.5L V6 3475CC |
| USTK281 | 1995-2002 | KIA SPORTAGE | 2.0L L4 1988CC |
| USTK283 | 1997-1999 | MERCURY TRACER | 2.0L L4 1989CC |
| | 1997-2002 | FORD ESCORT | 2.0L L4 1989CC |
| | 1998-1999 | FORD ESCORT | 2.0L L4 1988CC |
| USTK283A | 2000-2004 | FORD FOCUS | 2.0L L4 1989CC |
| USTK284 | 2005 | HYUNDAI TUCSON | 2.0L L4 1975CC |
| | 2005 | KIA SPECTRA5 | 2.0L L4 1975CC |
| | 2005 | KIA SPORTAGE | 2.0L L4 1975CC |
| | 2006 | KIA SPECTRA | 2.0L L4 1975CC |
| | 2006 | KIA SPECTRA5 | 2.0L L4 1975CC |
| | 2006 | KIA SPORTAGE | 2.0L L4 1975CC |
| | 2007 | HYUNDAI ELANTRA | 2.0L L4 1975CC |
| | 2007 | HYUNDAI TIBURON | 2.0L L4 1975CC |
| | 2007 | KIA SPECTRA5 | 2.0L L4 1975CC |
| | 1997-2006 | HYUNDAI TIBURON | 2.0L L4 1975CC |
| | 1998-2001 | HYUNDAI TIBURON | 2.0L L4 1997CC |
| | 1999-2006 | HYUNDAI ELANTRA | 2.0L L4 1975CC |
| | 2004-2005 | KIA SPECTRA | 2.0L L4 1975CC |
| 2006-2007 | HYUNDAI TUCSON | 2.0L L4 1975CC | |
| USTK284A | 2006 | KIA SPECTRA | 2.0L L4 1975CC |
| | 2006 | KIA SPORTAGE | 2.0L L4 1975CC |
| | 2007 | HYUNDAI ELANTRA | 2.0L L4 1975CC |
| | 2007 | HYUNDAI TIBURON | 2.0L L4 1975CC |
| | 2007 | HYUNDAI TUCSON | 2.0L L4 1975CC |
| | 2008 | HYUNDAI TIBURON | 2.0L L4 1975CC |
| | 2010 | KIA SOUL | 2.0L L4 1975CC |
| | 2007-2009 | KIA SPECTRA | 2.0L L4 1975CC |
| | 2007-2009 | KIA SPORTAGE | 2.0L L4 1975CC |
| | 2008-2009 | HYUNDAI TUCSON | 2.0L L4 1975CC |
| 2008-2010 | HYUNDAI ELANTRA | 2.0L L4 1975CC | |
| USTK286 | 2000-2003 | ACURA TL | 3.2L V6 3210CC |
| | 2000-2004 | HONDA ODYSSEY | 3.5L V6 3474CC |
| | 2001-2002 | ACURA MDX | 3.5L V6 3471CC |
| | 2001-2003 | ACURA CL | 3.2L V6 3210CC |
| | 2003-2004 | HONDA PILOT | 3.5L V6 3475CC |
| USTK286A | 1999 | ACURA TL | 3.2L V6 3210CC |
| | 1999 | HONDA ODYSSEY | 3.5L V6 3474CC |
| | 1997-1999 | ACURA CL | 3.0L V6 2997CC |
| | 1998-2002 | HONDA ACCORD | 3.0L V6 2997CC |
| USTK287 | 1997-2000 | MITSUBISHI MONTERO | 3.5L V6 3497CC |
| | 1997-2004 | MITSUBISHI DIAMANTE | 3.5L V6 3497CC |
| | 1999-2004 | MITSUBISHI MONTERO SPORT | 3.5L V6 3497CC |
| | 2004-2009 | MITSUBISHI GALANT | 3.8L V6 3828CC |
| | 2004-2010 | MITSUBISHI ENDEAVOR | 3.8L V6 3828CC |
| USTK294A | 2006-2010 | MITSUBISHI ECLIPSE | 3.8L V6 3828CC |
| | 1999 | MERCURY COUGAR | 2.0L L4 1989CC |
| USTK295 | 2000 | FORD FOCUS | 2.0L L4 1989CC |
| | 1999-2000 | FORD CONTOUR | 2.0L L4 1989CC |
| | 1999-2000 | MERCURY MYSTIQUE | 2.0L L4 1989CC |
| | 2000-2001 | FORD ESCORT | 2.0L L4 1989CC |
| | 2000-2002 | MERCURY COUGAR | 2.0L L4 1989CC |
| | 2001-2004 | FORD FOCUS | 2.0L L4 1989CC |
| | 2002 | CHRYSLER CONCORDE | 3.5L V6 3518CC |
| | 1998-2000 | DODGE INTREPID | 3.2L V6 3200CC |
| USTK295A | 1998-2000 | DODGE INTREPID | 3.2L V6 3228CC |
| | 1998-2001 | CHRYSLER CONCORDE | 3.2L V6 3200CC |
| | 1998-2001 | CHRYSLER INTREPID | 3.2L V6 3200CC |
| | 1998-2002 | CHRYSLER 300M | 3.5L V6 3518CC |
| | 1999-2001 | CHRYSLER LHS | 3.5L V6 3497CC |
| | 2000-2002 | CHRYSLER INTREPID | 3.5L V6 3497CC |
| | 2001-2002 | DODGE INTREPID | 3.5L V6 3497CC |
| | 2004 | CHRYSLER PACIFICA | 3.5L V6 3497CC |
| | 2004 | CHRYSLER PACIFICA | 3.5L V6 3518CC |
| | 2003-2004 | CHRYSLER 300M | 3.5L V6 3497CC |
| 2003-2004 | CHRYSLER 300M | 3.5L V6 3518CC | |

| USMW | Years | Application | Engine |
|-----------|----------------------|-------------------------|----------------|
| USTK295B | 2003-2004 | CHRYSLER CONCORDE | 3.5L V6 3497CC |
| | 2003-2004 | CHRYSLER INTREPID | 3.5L V6 3497CC |
| | 2003-2004 | DODGE INTREPID | 3.5L V6 3497CC |
| USTK296 | 2005-2006 | CHRYSLER PACIFICA | 3.5L V6 3497CC |
| | 2005-2006 | CHRYSLER PACIFICA | 3.5L V6 3518CC |
| | 2005-2008 | DODGE MAGNUM | 3.5L V6 3497CC |
| | 2005-2010 | CHRYSLER 300 | 3.5L V6 3497CC |
| | 2006-2010 | CHRYSLER 300 | 3.5L V6 3518CC |
| | 2006-2010 | DODGE CHARGER | 3.5L V6 3497CC |
| | 2006-2010 | DODGE CHARGER | 3.5L V6 3518CC |
| | 2007-2008 | CHRYSLER PACIFICA | 4.0L V6 3952CC |
| | 2007-2010 | CHRYSLER SEBRING | 3.5L V6 3497CC |
| | 2008-2009 | DODGE AVENGER | 3.5L V6 3518CC |
| | 2008-2010 | CHRYSLER TOWN & COUNTRY | 4.0L V6 3952CC |
| | 2008-2010 | DODGE AVENGER | 3.5L V6 3497CC |
| | 2008-2010 | DODGE GRAND CARAVAN | 4.0L V6 3952CC |
| | 2009-2010 | DODGE CHALLENGER | 3.5L V6 3497CC |
| | 2009-2010 | DODGE JOURNEY | 3.5L V6 3497CC |
| 2009-2010 | DODGE JOURNEY | 3.5L V6 3518CC | |
| 2009-2010 | DODGE NITRO | 4.0L V6 3952CC | |
| 2009-2010 | VOLKSWAGEN ROUTAN | 4.0L V6 3952CC | |
| USTK297 | 1999 | VOLKSWAGEN JETTA | 2.0L L4 1984CC |
| | 2010 | VOLKSWAGEN GOLF | 2.0L L4 1968CC |
| | 2011 | VOLKSWAGEN CLASICO | 2.0L L4 1984CC |
| | 1998-2005 | VOLKSWAGEN BEETLE | 2.0L L4 1984CC |
| | 1999-2000 | VOLKSWAGEN GOLF | 2.0L L4 1984CC |
| | 2000-2013 | VOLKSWAGEN JETTA | 2.0L L4 1984CC |
| | 2001-2007 | VOLKSWAGEN GOLF | 2.0L L4 1984CC |
| | 2007-2009 | VOLKSWAGEN GOLF CITY | 2.0L L4 1984CC |
| | 2007-2009 | VOLKSWAGEN JETTA CITY | 2.0L L4 1984CC |
| | 2009-2012 | VOLKSWAGEN JETTA | 2.0L L4 1968CC |
| | 1998-2001 | AUDI A6 | 2.8L V6 2771CC |
| | 1998-2001 | AUDI A6 QUATTRO | 2.8L V6 2771CC |
| 1999-2001 | AUDI A4 | 2.8L V6 2771CC | |
| 1999-2001 | AUDI A4 QUATTRO | 2.8L V6 2771CC | |
| 1999-2005 | VOLKSWAGEN PASSAT | 2.8L V6 2771CC | |
| USTK297A | 2001-2003 | AUDI S8 | 4.2L V8 4172CC |
| | 2001-2004 | AUDI A6 QUATTRO | 4.2L V8 4172CC |
| | 2001-2007 | AUDI A8 QUATTRO | 4.2L V8 4172CC |
| | 2002-2003 | AUDI S6 | 4.2L V8 4172CC |
| | 2003-2004 | AUDI RS6 | 4.2L V8 4172CC |
| | 2004-2006 | VOLKSWAGEN PHAETON | 4.2L V8 4172CC |
| | 2004-2006 | VOLKSWAGEN TOUAREG | 4.2L V8 4172CC |
| | 2000-2002 | AUDI S4 | 2.7L V6 2671CC |
| 2000-2004 | AUDI A6 QUATTRO | 2.7L V6 2671CC | |
| 2001-2005 | AUDI ALLROAD QUATTRO | 2.7L V6 2671CC | |
| USTK298 | 2008 | TOYOTA TUNDRA | 4.0L V6 3956CC |
| | 1998-2000 | LEXUS GS400 | 4.0L V8 3969CC |
| | 1998-2000 | LEXUS LS400 | 4.0L V8 3969CC |
| | 1998-2000 | LEXUS SC400 | 4.0L V8 3969CC |
| | 1998-2007 | LEXUS LX470 | 4.7L V8 4663CC |
| | 1998-2007 | TOYOTA LAND CRUISER | 4.7L V8 4663CC |
| | 2000-2009 | TOYOTA TUNDRA | 4.7L V8 4663CC |
| | 2001-2006 | LEXUS LS430 | 4.3L V8 4293CC |
| | 2001-2007 | LEXUS GS430 | 4.3L V8 4293CC |
| | 2001-2009 | TOYOTA SEQUOIA | 4.7L V8 4663CC |
| | 2002-2010 | LEXUS SC430 | 4.3L V8 4293CC |
| | 2003-2009 | LEXUS GX470 | 4.7L V8 4663CC |
| | 2003-2009 | TOYOTA 4RUNNER | 4.7L V8 4663CC |
| USTK303 | 2002 | ISUZU AXIOM | 3.5L V6 3475CC |
| | 2003 | ISUZU AXIOM | 3.5L V6 3491CC |
| | 2004 | ISUZU AXIOM | 3.5L V6 3494CC |
| | 2004 | ISUZU RODEO | 3.5L V6 3494CC |
| | 1998-1999 | ACURA SLX | 3.5L V6 3494CC |
| | 1998-2000 | ISUZU AMIGO | 3.2L V6 3165CC |
| | 1998-2002 | HONDA PASSPORT | 3.2L V6 3165CC |
| 1998-2002 | ISUZU TROOPER | 3.5L V6 3475CC | |
| 1998-2004 | ISUZU RODEO | 3.2L V6 3165CC | |
| 1999-2001 | ISUZU VEHICROSS | 3.5L V6 3475CC | |

| USMW | Years | Application | Engine | |
|-----------|-----------|-------------------|-----------------|----------------|
| USTK304 | 2001-2003 | ISUZU RODEO SPORT | 3.2L V6 3165CC | |
| | 2005 | SAAB 9-2X | 2.5L H4 2458CC | |
| | 1999-2005 | SUBARU FORESTER | 2.5L H4 2458CC | |
| | 1999-2005 | SUBARU IMPREZA | 2.5L H4 2458CC | |
| | 2000-2005 | SUBARU OUTBACK | 2.5L H4 2458CC | |
| USTK304A | 2006-2007 | SUBARU IMPREZA | 2.5L H4 2458CC | |
| | 2006-2008 | SUBARU FORESTER | 2.5L H4 2458CC | |
| | 2007-2011 | SUBARU OUTBACK | 2.5L H4 2458CC | |
| USTK304B | 2006 | SUBARU FORESTER | 2.5L H4 2458CC | |
| USTK304C | 2003-2005 | SUBARU FORESTER | 2.5L H4 2458CC | |
| | 2003-2005 | SUBARU IMPREZA | 2.5L H4 2458CC | |
| USTK305 | 1999-2002 | DAEWOO LEGANZA | 2.2L L4 2200CC | |
| USTK306 | 2001 | AUDI A4 | 1.8L L4 1781CC | |
| | 2001 | AUDI A4 QUATTRO | 1.8L L4 1781CC | |
| | 2000-2001 | VOLKSWAGEN PASSAT | 1.8L L4 1781CC | |
| | 2000-2005 | VOLKSWAGEN BEETLE | 1.8L L4 1781CC | |
| | 2000-2005 | VOLKSWAGEN JETTA | 1.8L L4 1781CC | |
| | 2000-2006 | AUDI TT | 1.8L L4 1781CC | |
| | 2000-2006 | AUDI TT QUATTRO | 1.8L L4 1781CC | |
| | 2000-2006 | VOLKSWAGEN GOLF | 1.8L L4 1781CC | |
| | USTK306A | 2001 | AUDI A4 | 1.8L L4 1781CC |
| | | 2001 | AUDI A4 QUATTRO | 1.8L L4 1781CC |
| | | 1999-2000 | AUDI A4 | 1.8L L4 1781CC |
| 1999-2000 | | AUDI A4 QUATTRO | 1.8L L4 1781CC | |
| 2001-2005 | | VOLKSWAGEN PASSAT | 1.8L L4 1781CC | |
| 2002-2005 | | AUDI A4 QUATTRO | 1.8L L4 1781CC | |
| 2002-2006 | | AUDI A4 | 1.8L L4 1781CC | |
| USTK306B | 1999 | VOLKSWAGEN GOLF | 1.8L L4 1781CC | |
| | 1999 | VOLKSWAGEN JETTA | 1.8L L4 1781CC | |
| USTK307 | 2000-2005 | SUBARU LEGACY | 2.5L H4 2458CC | |
| | 2000-2005 | SUBARU OUTBACK | 2.5L H4 2458CC | |
| | 2003-2006 | SUBARU BAJA | 2.5L H4 2458CC | |
| USTK307A | 2006-2009 | SUBARU LEGACY | 2.5L H4 2458CC | |
| | 2006-2009 | SUBARU OUTBACK | 2.5L H4 2458CC | |
| USTK309 | 1999-2002 | DAEWOO NUBIRA | 2.0L L4 1998CC | |
| | 2004-2005 | CHEVROLET OPTRA | 2.0L L4 1998CC | |
| | 2004-2008 | SUZUKI FORENZA | 2.0L L4 2000CC | |
| | 2005-2008 | SUZUKI RENO | 2.0L L4 1998CC | |
| | 2006-2007 | CHEVROLET OPTRA | 2.0L L4 2000CC | |
| USTK312 | 2001-2005 | ACURA EL | 1.7L L4 1668CC | |
| | 2001-2005 | HONDA CIVIC | 1.7L L4 1668CC | |
| | 2002-2004 | HONDA CIVIC | 1.7L L4 1700CC | |
| USTK315 | 2001 | KIA MAGENTIS | 2.5L V6 2500CC | |
| | 2001 | KIA OPTIMA | 2.5L V6 2500CC | |
| | 1999-2001 | HYUNDAI SONATA | 2.5L V6 2493CC | |
| | 2001-2006 | HYUNDAI SANTA FE | 2.7L V6 2656CC | |
| | 2002-2004 | KIA MAGENTIS | 2.7L V6 2700CC | |
| | 2002-2005 | HYUNDAI SONATA | 2.7L V6 2656CC | |
| | 2002-2010 | KIA OPTIMA | 2.7L V6 2656CC | |
| | 2003-2008 | HYUNDAI TIBURON | 2.7L V6 2656CC | |
| | 2005-2006 | KIA MAGENTIS | 2.7L V6 2656CC | |
| | 2005-2009 | HYUNDAI TUCSON | 2.7L V6 2656CC | |
| | 2005-2010 | KIA SPORTAGE | 2.7L V6 2656CC | |
| USTK317 | 1997-2000 | AUDI A4 | 1.8L L4 1781CC | |
| | 1997-2000 | AUDI A4 QUATTRO | 1.8L L4 1781CC | |
| | 1998-2000 | VOLKSWAGEN PASSAT | 1.8L L4 1781CC | |
| USTK319 | 2000-2001 | VOLVO S80 | 2.9L L6 2917CC | |
| USTK319A | 2003-2005 | VOLVO S80 | 2.9L L6 2917CC | |
| USTK321 | 1998-2004 | VOLKSWAGEN BEETLE | 1.9L L4 1896CC | |
| | 1999-2004 | VOLKSWAGEN GOLF | 1.9L L4 1896CC | |
| | 1999-2004 | VOLKSWAGEN JETTA | 1.9L L4 1896CC | |
| USTK323 | 2006 | HYUNDAI SANTA FE | 3.5L V6 3467CC | |
| | 2004-2005 | HYUNDAI SANTA FE | 3.5L V6 3500CC | |
| | 2004-2005 | HYUNDAI XG350 | 3.5L V6 3500CC | |
| | 2004-2005 | KIA SEDONA | 3.5L V6 3497CC | |
| | 2004-2006 | KIA AMANTI | 3.5L V6 3497CC | |
| USTK323A | 2003-2006 | KIA SORENTO | 3.5L V6 3497CC | |
| USTK328 | 2005 | SAAB 9-2X | 2.0L H4 1994CC | |
| | 2005 | SUBARU IMPREZA | 2.0L H4 1994CC | |

| USMW | Years | Application | Engine | |
|-----------|------------|------------------------|----------------|----------------|
| | 2004-2006 | SUBARU BAJA | 2.5L H4 2458CC | |
| | 2004-2007 | SUBARU FORESTER | 2.5L H4 2458CC | |
| | 2004-2009 | SUBARU IMPREZA | 2.5L H4 2458CC | |
| | 2005-2009 | SUBARU LEGACY | 2.5L H4 2458CC | |
| | 2005-2009 | SUBARU OUTBACK | 2.5L H4 2458CC | |
| USTK328A | 2002-2003 | SUBARU IMPREZA | 2.0L H4 1994CC | |
| USTK329 | 2011 | ACURA TL | 3.7L V6 3700CC | |
| | 2003-2005 | HONDA ACCORD | 3.0L V6 2977CC | |
| | 2003-2006 | ACURA MDX | 3.5L V6 3471CC | |
| | 2004-2005 | SATURN VUE | 3.5L V6 3474CC | |
| | 2004-2008 | ACURA TL | 3.2L V6 3210CC | |
| | 2005-2007 | HONDA ACCORD | 3.0L V6 2997CC | |
| | 2005-2008 | ACURA RL | 3.5L V6 3471CC | |
| | 2005-2014 | HONDA ODYSSEY | 3.5L V6 3471CC | |
| | 2005-2014 | HONDA PILOT | 3.5L V6 3471CC | |
| | 2006-2007 | SATURN VUE | 3.5L V6 3471CC | |
| | 2006-2014 | HONDA RIDGELINE | 3.5L V6 3471CC | |
| | 2007-2013 | ACURA MDX | 3.7L V6 3664CC | |
| | 2007-2013 | ACURA TL | 3.5L V6 3471CC | |
| | 2008-2012 | HONDA ACCORD | 3.5L V6 3471CC | |
| | 2009-2013 | ACURA TL | 3.7L V6 3664CC | |
| | 2010-2011 | HONDA ACCORD CROSSTOUR | 3.5L V6 3471CC | |
| | 2010-2013 | ACURA ZDX | 3.7L V6 3664CC | |
| | 2010-2014 | ACURA TSX | 3.5L V6 3471CC | |
| | USTK330 | 2002-2004 | AUDI A6 | 3.0L V6 2950CC |
| | | 2002-2004 | AUDI A6 | 3.0L V6 2976CC |
| 2002-2004 | | AUDI A6 QUATTRO | 3.0L V6 2950CC | |
| 2002-2004 | | AUDI A6 QUATTRO | 3.0L V6 2976CC | |
| 2002-2005 | | AUDI A4 | 3.0L V6 2976CC | |
| 2002-2006 | | AUDI A4 QUATTRO | 3.0L V6 2976CC | |
| USTK331 | | 2000 | VOLVO S70 | 2.3L L5 2319CC |
| | | 2000 | VOLVO S70 | 2.4L L5 2435CC |
| | 2003 | VOLVO V70 | 2.5L L5 2521CC | |
| | 2004 | VOLVO S60 | 2.5L L5 2500CC | |
| | 2004 | VOLVO V70 | 2.5L L5 2521CC | |
| | 2005 | VOLVO S60 | 2.4L L5 2435CC | |
| | 2005 | VOLVO S60 | 2.5L L5 2500CC | |
| | 2005 | VOLVO S60 | 2.5L L5 2521CC | |
| | 2005 | VOLVO S80 | 2.5L L5 2521CC | |
| | 2005 | VOLVO V70 | 2.4L L5 2435CC | |
| | 2005 | VOLVO V70 | 2.5L L5 2521CC | |
| | 2000-2004 | VOLVO C70 | 2.3L L5 2319CC | |
| | 2000-2004 | VOLVO C70 | 2.4L L5 2435CC | |
| | 2000-2004 | VOLVO S40 | 1.9L L4 1948CC | |
| | 2000-2004 | VOLVO V40 | 1.9L L4 1948CC | |
| | 2000-2004 | VOLVO V70 | 2.3L L5 2319CC | |
| | 2000-2004 | VOLVO V70 | 2.4L L5 2435CC | |
| | 2001-2004 | VOLVO S60 | 2.4L L5 2435CC | |
| | 2001-2005 | VOLVO S60 | 2.3L L5 2319CC | |
| | 2003-2004 | VOLVO S60 | 2.5L L5 2521CC | |
| 2003-2005 | VOLVO XC70 | 2.5L L5 2521CC | | |
| 2003-2005 | VOLVO XC90 | 2.5L L5 2521CC | | |
| USTK331A | 2005 | VOLVO S60 | 2.4L L5 2435CC | |
| | 2005 | VOLVO S60 | 2.5L L5 2500CC | |
| | 2005 | VOLVO S60 | 2.5L L5 2521CC | |
| | 2005 | VOLVO V70 | 2.4L L5 2435CC | |
| | 2005 | VOLVO V70 | 2.5L L5 2521CC | |
| | 2006 | VOLVO S60 | 2.4L L5 2401CC | |
| | 2006 | VOLVO S80 | 2.5L L5 2521CC | |
| | 2006 | VOLVO V70 | 2.4L L5 2435CC | |
| | 2004-2007 | VOLVO S40 | 2.5L L5 2521CC | |
| | 2004-2008 | VOLVO S40 | 2.4L L5 2435CC | |
| | 2005-2007 | VOLVO V50 | 2.4L L5 2435CC | |
| | 2005-2007 | VOLVO V50 | 2.5L L5 2521CC | |
| | 2006-2007 | VOLVO C70 | 2.5L L5 2521CC | |
| | 2006-2007 | VOLVO S60 | 2.4L L5 2435CC | |
| | 2006-2007 | VOLVO S60 | 2.5L L5 2521CC | |
| | 2006-2007 | VOLVO V70 | 2.5L L5 2521CC | |
| | 2006-2007 | VOLVO XC70 | 2.5L L5 2521CC | |



TIMING KIT WITH WATER PUMP **USMW** BUYER'S GUIDE *Professional Series*

| USMW | Years | Application | Engine |
|----------|-----------|-------------------|----------------|
| USTK331B | 2007 | VOLVO V70 | 2.4L L5 2435CC |
| | 2008-2009 | VOLVO S60 | 2.4L L5 2435CC |
| | 2008-2009 | VOLVO S60 | 2.5L L5 2521CC |
| | 2008-2010 | VOLVO C30 | 2.5L L5 2521CC |
| | 2008-2010 | VOLVO C70 | 2.5L L5 2521CC |
| | 2008-2010 | VOLVO S40 | 2.5L L5 2521CC |
| | 2008-2010 | VOLVO V50 | 2.4L L5 2435CC |
| | 2008-2010 | VOLVO V50 | 2.5L L5 2521CC |
| | 2009-2010 | VOLVO C30 | 2.4L L5 2435CC |
| | 2009-2010 | VOLVO S40 | 2.4L L5 2435CC |
| USTK333 | 2006-2008 | VOLKSWAGEN BEETLE | 2.0L L4 1984CC |
| USTK333A | 2005-2006 | VOLKSWAGEN JETTA | 1.9L L4 1896CC |
| USTK334 | 2005-2008 | AUDI A3 | 2.0L L4 1984CC |
| USTK335 | 2004-2008 | CHEVROLET AVEO | 1.6L L4 1598CC |
| | 2004-2008 | SUZUKI SWIFT+ | 1.6L L4 1598CC |
| | 2005-2008 | PONTIAC WAVE | 1.6L L4 1598CC |
| | 2006-2008 | CHEVROLET AVEO5 | 1.6L L4 1598CC |
| | 2007-2008 | PONTIAC G3 | 1.6L L4 1600CC |
| USTK1095 | 2002-2010 | NISSAN PLATINA | 1.6L L4 1598CC |
| | 2003-2010 | RENAULT CLIO | 1.6L L4 1598CC |
| | 2007-2009 | RENAULT KANGOO | 1.6L L4 1598CC |
| | 2008-2010 | NISSAN APRIO | 1.6L L4 1598CC |

| USMW | Years | Application | Engine |
|------|-------|-------------|--------|
|------|-------|-------------|--------|

| AIRTEX | |
|---------------|-------------|
| AWK1220 | USTK199 |
| AWK1221 | USTK257 |
| AWK1222 | USTK186-187 |
| AWK1223 | USTK286 |
| AWK1224 | USTK271 |
| AWK1225 | USTK139 |
| AWK1226 | USTK312 |
| AWK1227 | USTK244-186 |
| AWK1228 | USTK224A |
| AWK1229 | USTK257A |
| AWK1230 | USTK329 |
| AWK1231 | USTK298 |
| AWK1232 | USTK259 |
| AWK1233 | USTK284 |
| AWK1234 | USTK143 |
| AWK1235 | USTK249 |
| AWK1236 | USTK283 |
| AWK1237 | USTK194 |
| AWK1238 | USTK228 |
| AWK1239 | USTK296 |
| AWK1240 | USTK331 |
| AWK1241 | USTK294A |
| AWK1242 | USTK276 |
| AWK1243 | USTK153 |
| AWK1244 | USTK295 |
| AWK1245 | USTK036 |
| AWK1246 | USTK184 |
| AWK1247 | USTK235 |
| AWK1248 | USTK265A |
| AWK1249 | USTK160 |
| AWK1250 | USTK283A |
| AWK1251 | USTK104 |
| AWK1252 | USTK307 |
| AWK1253 | USTK245 |
| AWK1254 | USTK172 |
| AWK1255 | USTK223 |
| AWK1256 | USTK227 |
| AWK1257 | USTK195 |
| ASC | |
| WPK0001 | USTK199 |
| WPK0002 | USTK257 |
| WPK0003 | USTK186-187 |
| WPK0004 | USTK286 |
| WPK0005 | USTK271 |
| WPK0006 | USTK139 |
| WPK0008 | USTK312 |
| WPK0009 | USTK244-186 |
| WPK0011 | USTK224A |
| WPK0012 | USTK257A |
| WPK0013 | USTK329 |
| WPK0014 | USTK298 |
| WPK0017 | USTK259 |
| WPK0018 | USTK284 |
| WPK0019 | USTK143 |
| WPK0020 | USTK249 |
| WPK0021 | USTK283 |
| WPK0022 | USTK194 |
| WPK0024 | USTK228 |
| WPK0025 | USTK296 |
| WPK0026 | USTK331 |
| WPK0027 | USTK294A |
| WPK0028 | USTK276 |
| WPK0029 | USTK153 |
| WPK0030 | USTK295 |
| WPK0031 | USTK036 |
| WPK0032 | USTK184 |
| WPK0033 | USTK235 |

| WPK0034 | USTK265A |
|--------------|-------------|
| WPK0035 | USTK160 |
| WPK0036 | USTK283A |
| WPK0037 | USTK104 |
| WPK0038 | USTK307 |
| WPK0039 | USTK245 |
| WPK0040 | USTK172 |
| WPK0081 | USTK223 |
| WPK0127 | USTK227 |
| WPK0148 | USTK195 |
| CRP | |
| TB139LK1 | USTK139 |
| TB143LK1 | USTK143 |
| TB154LK1 | USTK154 |
| TB157LK1 | USTK157 |
| TB163LK1 | USTK163 |
| TB172LK1 | USTK172 |
| TB172LK2 | USTK172A |
| TB184LK1 | USTK184 |
| TB184LK2 | USTK184A |
| TB186-187LK1 | USTK186-187 |
| TB190LK1 | USTK190 |
| TB193LK1 | USTK193 |
| TB193LK2 | USTK193A |
| TB194LK1 | USTK194 |
| TB195LK1 | USTK195 |
| TB199LK1 | USTK199 |
| TB199LK1-WH | USTK199 |
| TB200LK1 | USTK200 |
| TB201LK2 | USTK201A |
| TB211LK1 | USTK211 |
| TB211LK2 | USTK211A |
| TB215LK1 | USTK215 |
| TB215LK2 | USTK215A |
| TB216-186LK1 | USTK216-186 |
| TB218LK1-MI | USTK218 |
| TB219LK1 | USTK219 |
| TB221LK2 | USTK221A |
| TB224LK1 | USTK224 |
| TB224LK2 | USTK224A |
| TB226-186LK1 | USTK226-186 |
| TB227LK1 | USTK227 |
| TB227LK2 | USTK227A |
| TB240LK1 | USTK240 |
| TB240LK2 | USTK240A |
| TB244-186LK1 | USTK244-186 |
| TB245LK1 | USTK245 |
| TB246LK1 | USTK246 |
| TB247LK1 | USTK247 |
| TB252LK1 | USTK252 |
| TB252LK2 | USTK252A |
| TB254LK1 | USTK254 |
| TB254LK2 | USTK254A |
| TB255LK1 | USTK255 |
| TB257LK1 | USTK257 |
| TB257LK2 | USTK257A |
| TB259LK1 | USTK259 |
| TB262LK1 | USTK262 |
| TB262LK1-WH | USTK262 |
| TB262LK2 | USTK262A |
| TB263LK1 | USTK263 |
| TB265LK2 | USTK265A |
| TB265LK3 | USTK265B |
| TB271LK1 | USTK271 |
| TB271LK2 | USTK271A |
| TB277LK2 | USTK277A |
| TB279-280LK1 | USTK279-280 |
| TB281LK1 | USTK281 |

| TB283LK1 | USTK283 |
|--------------|-------------|
| TB283LK2 | USTK283A |
| TB286LK1 | USTK286 |
| TB286LK2 | USTK286A |
| TB287LK1 | USTK287 |
| TB287LK1-WH | USTK287 |
| TB295LK1 | USTK295 |
| TB295LK2 | USTK295A |
| TB295LK3 | USTK295B |
| TB296LK1 | USTK296 |
| TB296LK1-MI | USTK296 |
| TB297LK1 | USTK297 |
| TB297LK1-MI | USTK297 |
| TB297LK2 | USTK297A |
| TB297LK3 | USTK297B |
| TB298LK1 | USTK298 |
| TB303LK1 | USTK303 |
| TB304LK1 | USTK304 |
| TB304LK2 | USTK304A |
| TB304LK3 | USTK304B |
| TB305LK1 | USTK305 |
| TB306LK1 | USTK306 |
| TB306LK2 | USTK306A |
| TB306LK2-MI | USTK306A |
| TB306LK3 | USTK306B |
| TB306LK3-MI | USTK306B |
| TB307LK1 | USTK307 |
| TB307LK2 | USTK307A |
| TB312LK1 | USTK312 |
| TB315LK1 | USTK315 |
| TB317LK1 | USTK317 |
| TB321LK1 | USTK321 |
| TB321LK1-MI | USTK321 |
| TB323LK1 | USTK323 |
| TB328LK1 | USTK328 |
| TB328LK2 | USTK328A |
| TB329LK1 | USTK329 |
| TB330LK1 | USTK330 |
| TB331LK1 | USTK331 |
| TB331LK2 | USTK331A |
| TB333LK1 | USTK333 |
| TB333LK2 | USTK333A |
| TB333LK2-MI | USTK333A |
| TB334LK1 | USTK334 |
| TB335LK1 | USTK335 |
| GATES | |
| TCKWP077 | USTK077 |
| TCKWP1095 | USTK1095 |
| TCKWP139 | USTK139 |
| TCKWP143 | USTK143 |
| TCKWP154 | USTK154 |
| TCKWP157 | USTK157 |
| TCKWP163 | USTK163 |
| TCKWP172 | USTK172 |
| TCKWP184 | USTK184 |
| TCKWP184A | USTK184A |
| TCKWP186 | USTK186-187 |
| TCKWP190 | USTK190 |
| TCKWP193 | USTK193 |
| TCKWP193A | USTK193A |
| TCKWP194 | USTK194 |
| TCKWP195 | USTK195 |
| TCKWP199 | USTK199 |
| TCKWP199BH | USTK199 |
| TCKWP200 | USTK200 |
| TCKWP201A | USTK201A |
| TCKWP203 | USTK203 |
| TCKWP211 | USTK211 |

TIMING KITS



TIMING KIT WITH WATER PUMP COMPETITIVE CROSS REFERENCE

USMW
Professional Series

GATES (CONT.)

| | |
|------------|-------------|
| TCKWP211A | USTK211A |
| TCKWP215 | USTK215 |
| TCKWP215A | USTK215A |
| TCKWP216 | USTK216-186 |
| TCKWP219 | USTK219 |
| TCKWP221 | USTK221A |
| TCKWP224 | USTK224 |
| TCKWP224A | USTK224A |
| TCKWP226 | USTK226-186 |
| TCKWP227 | USTK227 |
| TCKWP240 | USTK240 |
| TCKWP240B | USTK240A |
| TCKWP244 | USTK244-186 |
| TCKWP245A | USTK245 |
| TCKWP245A | USTK245A |
| TCKWP245B | USTK245B |
| TCKWP246 | USTK246 |
| TCKWP246A | USTK246A |
| TCKWP247 | USTK247 |
| TCKWP254 | USTK254 |
| TCKWP254A | USTK254A |
| TCKWP255 | USTK255 |
| TCKWP257 | USTK257 |
| TCKWP257A | USTK257A |
| TCKWP259A | USTK259 |
| TCKWP259A | USTK259A |
| TCKWP260 | USTK260 |
| TCKWP262 | USTK262 |
| TCKWP263 | USTK263 |
| TCKWP265 | USTK265 |
| TCKWP265A | USTK265A |
| TCKWP265B | USTK265B |
| TCKWP265C | USTK265C |
| TCKWP271 | USTK271 |
| TCKWP271A | USTK271A |
| TCKWP277A | USTK277A |
| TCKWP279 | USTK279-280 |
| TCKWP281 | USTK281 |
| TCKWP283 | USTK283A |
| TCKWP283A | USTK283 |
| TCKWP286 | USTK286 |
| TCKWP286A | USTK286A |
| TCKWP287 | USTK287 |
| TCKWP295 | USTK295 |
| TCKWP295A | USTK295A |
| TCKWP295B | USTK295B |
| TCKWP296 | USTK296 |
| TCKWP296M | USTK296 |
| TCKWP297 | USTK297 |
| TCKWP297A | USTK297B |
| TCKWP298 | USTK298 |
| TCKWP303 | USTK303 |
| TCKWP304 | USTK304 |
| TCKWP304A | USTK304A |
| TCKWP306 | USTK306 |
| TCKWP306A | USTK306A |
| TCKWP306AM | USTK306A |
| TCKWP307 | USTK307 |
| TCKWP307A | USTK307A |
| TCKWP312 | USTK312 |
| TCKWP315 | USTK315 |
| TCKWP317 | USTK317 |
| TCKWP321 | USTK321 |
| TCKWP321M | USTK321 |
| TCKWP323 | USTK323 |
| TCKWP328 | USTK328 |
| TCKWP328A | USTK328A |

| | |
|----------|---------|
| TCKWP329 | USTK329 |
| TCKWP331 | USTK331 |
| TCKWP335 | USTK335 |

| Kit # | Water Pump | Belt 1 | Belt 2 | Tensioner 1 | Tensioner 2 | Tensioner 3 | Tensioner 4 | Tensioner 5 |
|----------|------------|--------|--------|-------------|-------------|-------------|-------------|-------------|
| USTK036 | | | | | | | | |
| USTK077 | | | | | | | | |
| USTK104 | | | | | | | | |
| USTK1095 | | | | | | | | |
| USTK139 | | | | | | | | |
| USTK143 | | | | | | | | |
| USTK146A | | | | | | | | |
| USTK153 | | | | | | | | |
| USTK154 | | | | | | | | |
| USTK157 | | | | | | | | |
| USTK160 | | | | | | | | |
| USTK163 | | | | | | | | |

TIMING KITS

| Kit # | Water Pump | Belt 1 | Belt 2 | Tensioner 1 | Tensioner 2 | Tensioner 3 | Tensioner 4 | Tensioner 5 |
|-------------|------------|--------|--------|-------------|-------------|-------------|-------------|-------------|
| USTK172 | | | | | | | | |
| USTK172A | | | | | | | | |
| USTK182B | | | | | | | | |
| USTK184 | | | | | | | | |
| USTK184A | | | | | | | | |
| USTK186-187 | | | | | | | | |
| USTK190 | | | | | | | | |
| USTK193 | | | | | | | | |
| USTK193A | | | | | | | | |
| USTK194 | | | | | | | | |
| USTK195 | | | | | | | | |
| USTK199 | | | | | | | | |

| Kit # | Water Pump | Belt 1 | Belt 2 | Tensioner 1 | Tensioner 2 | Tensioner 3 | Tensioner 4 | Tensioner 5 |
|-------------|------------|--------|--------|-------------|-------------|-------------|-------------|-------------|
| USTK200 | | | | | | | | |
| USTK201A | | | | | | | | |
| USTK203 | | | | | | | | |
| USTK211 | | | | | | | | |
| USTK211A | | | | | | | | |
| USTK215 | | | | | | | | |
| USTK215A | | | | | | | | |
| USTK216-186 | | | | | | | | |
| USTK219 | | | | | | | | |
| USTK221A | | | | | | | | |
| USTK223 | | | | | | | | |
| USTK224 | | | | | | | | |

TIMING KITS

| Kit # | Water Pump | Belt 1 | Belt 2 | Tensioner 1 | Tensioner 2 | Tensioner 3 | Tensioner 4 | Tensioner 5 |
|-------------|------------|--------|--------|-------------|-------------|-------------|-------------|-------------|
| USTK224A | | | | | | | | |
| USTK226-186 | | | | | | | | |
| USTK227 | | | | | | | | |
| USTK227A | | | | | | | | |
| USTK228 | | | | | | | | |
| USTK235 | | | | | | | | |
| USTK240 | | | | | | | | |
| USTK240A | | | | | | | | |
| USTK244-186 | | | | | | | | |
| USTK245 | | | | | | | | |
| USTK245A | | | | | | | | |
| USTK245B | | | | | | | | |

| Kit # | Water Pump | Belt 1 | Belt 2 | Tensioner 1 | Tensioner 2 | Tensioner 3 | Tensioner 4 | Tensioner 5 |
|----------|------------|--------|--------|-------------|-------------|-------------|-------------|-------------|
| USTK246 | | | | | | | | |
| USTK246A | | | | | | | | |
| USTK247 | | | | | | | | |
| USTK249 | | | | | | | | |
| USTK252 | | | | | | | | |
| USTK254 | | | | | | | | |
| USTK254A | | | | | | | | |
| USTK255 | | | | | | | | |
| USTK257 | | | | | | | | |
| USTK257A | | | | | | | | |
| USTK259 | | | | | | | | |
| USTK262 | | | | | | | | |

TIMING KITS

| Kit # | Water Pump | Belt 1 | Belt 2 | Tensioner 1 | Tensioner 2 | Tensioner 3 | Tensioner 4 | Tensioner 5 |
|-------------|------------|--------|--------|-------------|-------------|-------------|-------------|-------------|
| USTK262 | | | | | | | | |
| USTK263 | | | | | | | | |
| USTK265 | | | | | | | | |
| USTK265A | | | | | | | | |
| USTK265B | | | | | | | | |
| USTK265C | | | | | | | | |
| USTK271 | | | | | | | | |
| USTK271A | | | | | | | | |
| USTK276 | | | | | | | | |
| USTK277A | | | | | | | | |
| USTK279-280 | | | | | | | | |
| USTK281 | | | | | | | | |

| Kit # | Water Pump | Belt 1 | Belt 2 | Tensioner 1 | Tensioner 2 | Tensioner 3 | Tensioner 4 | Tensioner 5 |
|----------|------------|--------|--------|-------------|-------------|-------------|-------------|-------------|
| USTK283 | | | | | | | | |
| USTK283A | | | | | | | | |
| USTK284 | | | | | | | | |
| USTK286 | | | | | | | | |
| USTK286A | | | | | | | | |
| USTK287 | | | | | | | | |
| USTK294A | | | | | | | | |
| USTK295 | | | | | | | | |
| USTK295A | | | | | | | | |
| USTK295B | | | | | | | | |
| USTK296 | | | | | | | | |
| USTK297 | | | | | | | | |

TIMING KITS

| Kit # | Water Pump | Belt 1 | Belt 2 | Tensioner 1 | Tensioner 2 | Tensioner 3 | Tensioner 4 | Tensioner 5 |
|----------|------------|--------|--------|-------------|-------------|-------------|-------------|-------------|
| USTK297A | | | | | | | | |
| USTK297B | | | | | | | | |
| USTK298 | | | | | | | | |
| USTK303 | | | | | | | | |
| USTK304 | | | | | | | | |
| USTK304A | | | | | | | | |
| USTK306 | | | | | | | | |
| USTK306A | | | | | | | | |
| USTK307 | | | | | | | | |
| USTK307A | | | | | | | | |
| USTK309 | | | | | | | | |
| USTK312 | | | | | | | | |

| Kit # | Water Pump | Belt 1 | Belt 2 | Tensioner 1 | Tensioner 2 | Tensioner 3 | Tensioner 4 | Tensioner 5 |
|----------|------------|--------|--------|-------------|-------------|-------------|-------------|-------------|
| USTK315 | | | | | | | | |
| USTK317 | | | | | | | | |
| USTK321 | | | | | | | | |
| USTK323 | | | | | | | | |
| USTK323A | | | | | | | | |
| USTK328 | | | | | | | | |
| USTK328A | | | | | | | | |
| USTK329 | | | | | | | | |
| USTK331 | | | | | | | | |
| USTK331A | | | | | | | | |
| USTK333 | | | | | | | | |
| USTK335 | | | | | | | | |

TIMING KITS

CARTEK[®]

AUTOPARTES

La Línea Más Completa
de Autopartes en México[®]

CARTEK
SERVICIO TÉCNICO



01800CARTEKS
018002278357

www.carttek.com.mx

Like en
Facebook

facebook.com/cartek.autopartes



CATÁLOGO
ELECTRÓNICO >>>

